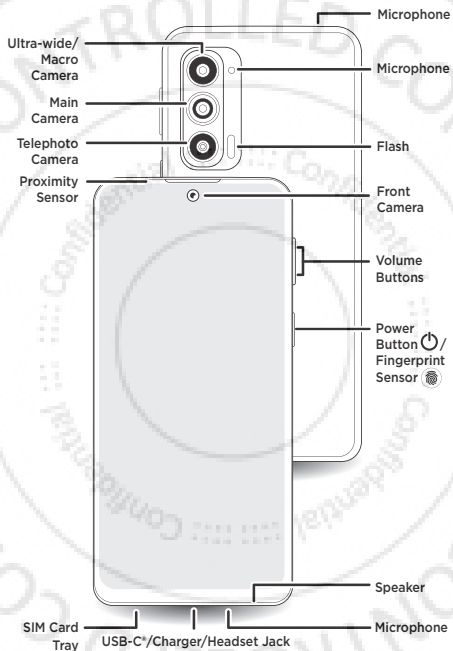
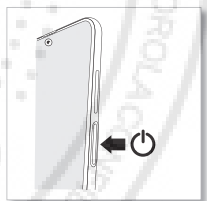
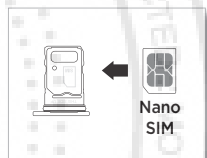
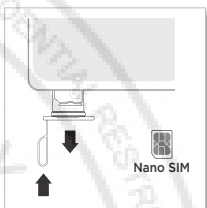


## Meet Your XT2141-1, XT2141-2



## Put in the cards & power on



Make sure you use the correct size SIM card and don't cut the SIM card.

Make sure you use the correct size SIM card and don't cut the SIM card.

Make sure you use the correct size SIM card and don't cut the SIM card.

## ready for

Your phone works with **Ready For**, a new platform that extends your phone's experience to any compatible TV:

- Mobile gaming on the big screen,
- Video calls larger than life and with better quality,
- A larger, uncluttered workspace.

To learn more, scan the QR code.



## Connect and use Ready For

You'll need a TV/monitor with Miracast® compatibility.

On your phone, swipe the status bar or lock screen down, and tap **Ready For**. Then, follow the steps.

**Tip:** You can also connect a dock and Bluetooth® compatible accessories, such as, keyboard, mouse or gaming controller (sold separately), but these are not required.

## Help & more

Get answers, updates, and info:

- **Help is here:** From the home screen, swipe up and tap **Settings > Help** to learn how to use your phone and get support.
- **Get more:** Get software, user guides, and more at [www.motorola.com/mymotoedge](http://www.motorola.com/mymotoedge).
- **Get apps:** Tap **Play Store** to browse and download apps.
- **Use a headset:** To use a headset, you'll need one with a USB-C connector. If using a 3.5mm headset, you'll need an adapter to connect a 3.5mm connector to USB-C.
- **Connect with 5G:** 5G service plan and 5G network coverage required; available only in select areas; device not compatible with all 5G networks. Contact your service provider for details.

**Legal information.** This guide provides important legal, safety, and regulatory information that you should read before using your product. For the complete legal information, from the home screen swipe up and tap **Settings > Q**, then type **Legal information**, or visit [www.motorola.com/device-legal](http://www.motorola.com/device-legal).

**Water repellent.** Your phone is not waterproof. For more about your phone's water-repellent design and care, swipe up and tap **Settings > Help**.

**Battery safety.** To prevent possible burning and injury, the battery in your phone should only be removed by a Motorola-approved service center or similar skilled personnel.

If your phone becomes unresponsive, press and hold the Power button until the screen goes dark and your phone restarts. Charge your phone using a compatible Motorola charger. Use of other chargers is not recommended. Don't charge your phone in temperatures below -20°C (-4°F) or above 45°C (113°F). For more, see the "Legal information" section of this guide, or visit [www.motorola.com/device-legal](http://www.motorola.com/device-legal).

**Warning about high volume usage.** To prevent possible hearing damage, do not listen at high volume levels for long periods. When your headset volume reaches the high volume threshold, a warning shows. Tap **OK** to dismiss it, or wait one to five seconds, then press the Volume Up button to dismiss the alert and enable the volume to continue to be adjusted.

**Disposal & recycling.** For help recycling products and packaging responsibly, visit [www.motorola.com/recycling](http://www.motorola.com/recycling).

**Extreme heat or cold.** Don't use your phone in temperatures below -20°C (-4°F) or above 45°C (113°F). Don't store/transport your phone in temperatures below -20°C (-4°F) or above 60°C (140°F).

**Legal disclaimers.** Features, services and applications are network dependent and may not be available in all areas; additional terms/charges may apply. Product specifications and other information contained in this guide are believed to be accurate at the time of printing. Motorola reserves the right to correct or change any information without notice.

**Arbitration.** Your purchase is governed by a binding arbitration clause. For more information and how to opt-out, see the legal guide that came with your phone.

**Copyright & trademarks.** MOTOROLA, the stylized M logo, MOTO, and the

MOTO family of marks are trademarks or registered trademarks of Motorola Trademark Holdings, LLC. Google, Android, Google Play and other related marks and logos are trademarks of Google LLC. USB Type-C® and USB-C® are registered trademarks of USB Implementers Forum. All other product or service names are the property of their respective owners. © 2021 Motorola Mobility LLC. All rights reserved.

Product ID: XT2141-1, XT2141-2  
Manual Number: TBD-A



Protect your phone with Moto Care Extended warranty and Accident protection. Visit [motorola.com/motocare](http://motorola.com/motocare).



