
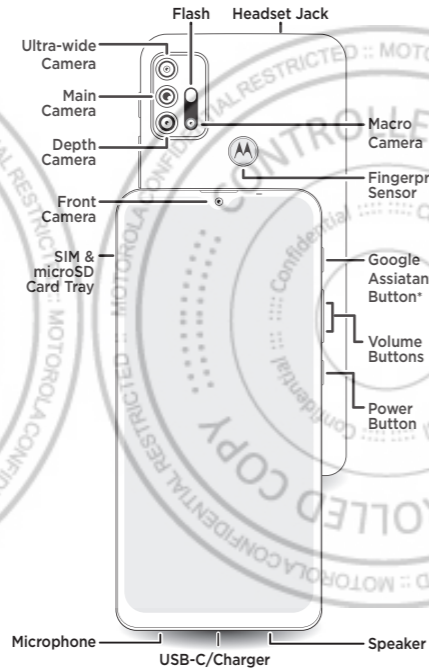


## Let's get started

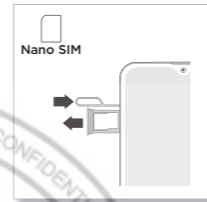
Before using your phone, please read the legal, safety, and regulatory information provided with your product.



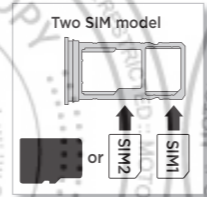
read me  
read me 2  
pt-BR



## Put in the cards & power on



**1** Insert the SIM tool into the tray hole to pop out the tray.  
Make sure you use the correct size SIM card and don't cut the SIM card.



**2** Insert the SIM card(s) with the gold contacts down, then gently push the tray into the slot.  
Add a microSD card for additional storage.\*



**3** Press and hold the Power button, then follow the prompts to get started.

## Help & more

Get answers, updates, and info:

- **Help is here:** From the home screen, swipe up and tap **Settings > Help** to learn how to use your phone and get support.
- **Get more:** Get software, user guides, and more at [www.motorola.com/mymotog](http://www.motorola.com/mymotog).
- **Get apps:** Tap **Play Store** to browse and download apps.
- **Contact us:** For metropolitan areas and national capitals, call 4002-1244. For other locations, call 0800-773-1244.

**Legal information.** This guide provides important legal, safety, and regulatory information that you should read before using your product. For the complete legal information, from the home screen swipe up and tap **Settings > Q**, then type **Legal information**, or visit [www.motorola.com/device-legal](http://www.motorola.com/device-legal).

**Water repellent.** Your phone is not waterproof. For more about your phone's water-repellent design and care, swipe up and tap **Settings > Help**.

**Battery safety.** To prevent possible burning and injury, the battery in your phone should only be removed by a Motorola-approved service center or similar skilled personnel.  
If your phone becomes unresponsive, press and hold the Power button until the screen goes dark and your phone restarts. Charge your phone using a compatible Motorola charger. Use of other chargers is not recommended. Don't charge your phone in temperatures below -20°C (-4°F) or above 45°C (113°F). For more, see the "Legal information" section of this guide, or visit [www.motorola.com/device-legal](http://www.motorola.com/device-legal).

**Warning about high volume usage.** To prevent possible hearing damage, do not listen at high volume levels for long periods. When your headset volume reaches the high volume threshold, a warning shows. Tap **OK** to dismiss it, or wait one to five seconds, then press the Volume Up button to dismiss the alert and enable the volume to continue to be adjusted.

**Disposal & recycling.** For help recycling products and packaging responsibly, visit [www.motorola.com/recycling](http://www.motorola.com/recycling).

**Extreme heat or cold.** Don't use your phone in temperatures below -20°C (-4°F) or above 45°C (113°F). Don't store/transport your phone in temperatures below -20°C (-4°F) or above 60°C (140°F).

**Legal disclaimers.** Features, services and applications are network dependent and may not be available in all areas; additional terms/charges may apply. Product specifications and other information contained in this guide are believed to be accurate at the time of printing. Motorola reserves the right to correct or change any information without notice.

**Arbitration.** Your purchase is governed by a binding arbitration clause. For more information and how to opt-out, see the legal guide that came with your phone.

**ANATEL: model**

This product is approved by ANATEL in accordance with the regulated procedures for assessing the conformity of telecommunications products, and meets the applied technical requirements, including the

exposure limits of the Specific Absorption Rate for radio frequency, electric, magnetic and electromagnetic fields.  
"This equipment is not entitled to the protection from harmful interference and may not cause interference with duly authorized systems."  
[www.anatel.gov.br](http://www.anatel.gov.br)

For more information about your phone's SAR (Specific Absorption Rate), visit [www.motorola.com/sar](http://www.motorola.com/sar). Click on the Brazilian flag, then choose your phone from the list.

This product contains lithium ion batteries approved by ANATEL. In accordance with ANATEL rules, the respective approval seal will be applied in the manual for products where the battery is not accessible by the final user.

**Copyright & trademarks.** MOTOROLA, the stylized M logo, MOTO, and the MOTO family of marks are trademarks or registered trademarks of Motorola Trademark Holdings, LLC. Google, Android, Google Play and other related marks and logos are trademarks of Google LLC. microSD Logo is a trademark of SD-3C, LLC. All other product or service names are the property of their respective owners.  
© 2020 Motorola Mobility LLC. All rights reserved.  
Product ID: **moto g<sup>10</sup>** (Model XT2127-1)  
Manual Number: XXXXXXXX-A

