



FCC SAR TEST REPORT

Report No: ZR/2020/A0005
Applicant: Motorola Mobility LLC
Manufacturer: Motorola Mobility LLC
Product Name: Mobile Phone
Model No.(EUT): XT2091-3/XT2091-8
Trade Mark: Motorola/Lenovo
FCC ID: IHDT56ZK2
Standards: FCC 47CFR §2.1093
Date of Receipt: 2020-10-11
Date of Test: 2020-10-17 to 2020-10-28
Date of Issue: 2020-11-05
Test conclusion: **PASS ***

* In the configuration tested, the EUT detailed in this report complied with the standards specified above.

Authorized Signature:

Derek Yang

Wireless Laboratory Manager

The manufacturer should ensure that all products in series production are in conformity with the product sample detailed in this report.

If the product in this report is used in any configuration other than that detailed in the report, the manufacturer must ensure the new system complies with all relevant standards. Any mention of SGS International Electrical Approvals or testing done by SGS International Electrical Approvals in connection with, distribution or use of the product described in this report must be approved by SGS International Electrical Approvals in writing.



Unless otherwise agreed in writing, this document is issued by the Company subject to its General Conditions of Service printed overleaf, available on request or accessible at <http://www.sgs.com/en/Terms-and-Conditions.aspx> and, for electronic format documents, subject to Terms and Conditions for Electronic Documents at <http://www.sgs.com/en/Terms-and-Conditions/Terms-e-Documents.aspx>. Attention is drawn to the limitation of liability, indemnification and jurisdiction issues defined therein. Any holder of this document is advised that information contained hereon reflects the Company's findings at the time of its intervention only and within the limits of Client's instructions, if any. The Company's sole responsibility is to its Client and this document does not exonerate parties to a transaction from exercising all their rights and obligations under the transaction documents. This document cannot be reproduced except in full, without prior written approval of the Company. Any unauthorized alteration, forgery or falsification of the content or appearance of this document is unlawful and offenders may be prosecuted to the fullest extent of the law. Unless otherwise stated the results shown in this test report refer only to the sample(s) tested and such sample(s) are retained for 30 days only.
Attention: To check the authenticity of testing /inspection report & certificate, please contact us at telephone: (86-755) 8307 1443, or email: CN.Doccheck@sgs.com

SGS-CSTC Standards Technical Services Co., Ltd.
Shenzhen Branch, Inspection & Testing Services Laboratory

No.1 Workshop, M-10, Middle Section, Science & Technology Park, Shenzhen, China 518057 t (86-755) 26012053 f (86-755) 26710594 www.sgsgroup.com.cn
中国·深圳·科技园中区M-10栋一号厂房 邮编: 518057 t (86-755) 26012053 f (86-755) 26710594 sgs.china@sgs.com

REVISION HISTORY

Report Number	Revision	Description	Issue Date
ZR/2020/A000503	01	Original	2020-11-05



Unless otherwise agreed in writing, this document is issued by the Company subject to its General Conditions of Service printed overleaf, available on request or accessible at <http://www.sgs.com/en/Terms-and-Conditions.aspx> and, for electronic format documents, subject to Terms and Conditions for Electronic Documents at <http://www.sgs.com/en/Terms-and-Conditions/Terms-e-Documents.aspx>. Attention is drawn to the limitation of liability, indemnification and jurisdiction issues defined therein. Any holder of this document is advised that information contained hereon reflects the Company's findings at the time of its intervention only and within the limits of Client's instructions, if any. The Company's sole responsibility is to its Client and this document does not exonerate parties to a transaction from exercising all their rights and obligations under the transaction documents. This document cannot be reproduced except in full, without prior written approval of the Company. Any unauthorized alteration, forgery or falsification of the content or appearance of this document is unlawful and offenders may be prosecuted to the fullest extent of the law. Unless otherwise stated the results shown in this test report refer only to the sample(s) tested and such sample(s) are retained for 30 days only.


Attention: To check the authenticity of testing /inspection report & certificate, please contact us at telephone: (86-755) 8307 1443, or email: CN.Doccheck@sgs.com

TEST SUMMARY

Frequency Band	Maximum Reported SAR(W/kg)			
	Head	Body-worn	Hotspot	Product Specific 10-g SAR
GSM850	0.32	1.44	1.24	0.85
GSM1900	0.06	1.37	1.29	1.47
WCDMA Band II	0.13	1.22	1.37	3.37
WCDMA Band IV	0.22	1.44	1.44	3.34
WCDMA Band V	0.32	1.19	1.19	/
LTE Band 2	0.18	1.24	1.32	3.04
LTE Band 4	0.20	1.32	1.39	3.28
LTE Band 5	0.31	1.38	1.38	1.42
LTE Band 7	0.39	1.23	1.16	2.79
LTE Band 26	0.30	1.34	1.34	1.37
LTE Band 38	0.21	1.22	1.22	2.01
LTE Band 41	0.21	1.18	1.18	/
WI-FI (2.4GHz)	1.10	0.87	0.87	/
WI-FI (5GHz)	0.79	0.77	1.07	1.49
BT	0.11	<0.10	<0.10	/
SAR Limited(W/kg)	1.6			4.0
Maximum Simultaneous Transmission SAR (W/kg)				
Scenario	Head	Body-worn	Hotspot	Product Specific 10-g SAR
Sum SAR	1.48	1.52	1.46	3.82
SPLSR	NA	0.03	0.02	NA
SPLSR Limited	0.04			0.1
Note: The Simultaneous transmission SAR is the same test position of the WWAN antenna + WiFi/BT antenna.				

Note: The Simultaneous transmission SAR is the same test position of the WWAN antenna + WiFi/BT antenna.

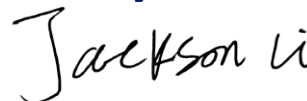
Approved & Released by



Simon Ling

SAR Manager

Tested by



Jackson Li

SAR Engineer



SGS-CSTC Standards Technical Services Co., Ltd.
Shenzhen Branch, Inspection & Testing Services

Unless otherwise agreed in writing, this document is issued by the Company subject to its General Conditions of Service printed overleaf, available on request or accessible at <http://www.sgs.com/en/Terms-and-Conditions.aspx> and, for electronic format documents, subject to Terms and Conditions for Electronic Documents at <http://www.sgs.com/en/Terms-and-Conditions/Terms-e-Documents.aspx>. Attention is drawn to the limitation of liability, indemnification and jurisdiction issues defined therein. Any holder of this document is advised that information contained hereon reflects the Company's findings at the time of its intervention only and within the limits of Client's instructions, if any. The Company's sole responsibility is to its Client and this document does not exonerate parties to a transaction from exercising all their rights and obligations under the transaction documents. This document cannot be reproduced except in full, without prior written approval of the Company. Any unauthorized alteration, forgery or falsification of the content or appearance of this document is unlawful and offenders may be prosecuted to the fullest extent of the law. Unless otherwise stated the results shown in this test report refer only to the sample(s) tested and such sample(s) are retained for 30 days only.

Attention: To check the authenticity of testing /inspection report & certificate, please contact us at telephone: (86-755) 8307 1443, or email: CN.Doccheck@sgs.com
No.1 Workshop, M-10, Middle Section, Science & Technology Park, Shenzhen, China 518057 t (86-755) 26012053 f (86-755) 26710594 www.ssgroup.com.cn
中国·深圳·科技园中区M-10栋一号厂房 邮编: 518057 t (86-755) 26012053 f (86-755) 26710594 sgs.china@sgs.com

CONTENTS

1	GENERAL INFORMATION	6
1.1	DETAILS OF CLIENT	6
1.2	TEST LOCATION	6
1.3	TEST FACILITY	7
1.4	GENERAL DESCRIPTION OF EUT	8
1.4.1	DUT Antenna Locations	10
1.5	TEST SPECIFICATION	11
1.6	RF EXPOSURE LIMITS	12
2	LABORATORY ENVIRONMENT	13
3	SAR MEASUREMENTS SYSTEM CONFIGURATION	14
3.1	THE SAR MEASUREMENT SYSTEM	14
3.2	ISOTROPIC E-FIELD PROBE EX3DV4	15
3.3	DATA ACQUISITION ELECTRONICS (DAE)	16
3.4	SAM TWIN PHANTOM	16
3.5	ELI PHANTOM	17
3.6	DEVICE HOLDER FOR TRANSMITTERS	18
3.7	MEASUREMENT PROCEDURE	19
3.7.1	Scanning procedure	19
3.7.2	Data Storage	21
3.7.3	Data Evaluation by SEMCAD	21
4	SAR MEASUREMENT VARIABILITY AND UNCERTAINTY	23
4.1	SAR MEASUREMENT VARIABILITY	23
4.2	SAR MEASUREMENT UNCERTAINTY	23
5	DESCRIPTION OF TEST POSITION	24
5.1	HEAD EXPOSURE CONDITION	24
5.1.1	SAM Phantom Shape	24
5.1.2	EUT constructions	25
5.1.3	Definition of the "cheek" position	25
5.1.4	Definition of the "tilted" position	26
5.2	BODY EXPOSURE CONDITION	27
5.2.1	Body-worn accessory exposure conditions	27
5.2.2	Wireless Router exposure conditions	28
5.3	EXTREMITY EXPOSURE CONDITIONS	28
5.4	PROXIMITY SENSOR TRIGGERING TEST	29
6	SAR SYSTEM VERIFICATION PROCEDURE	37
6.1	TISSUE SIMULATE LIQUID	37
6.1.1	Recipes for Tissue Simulate Liquid	37
6.1.2	Measurement for Tissue Simulate Liquid	38
6.2	SAR SYSTEM CHECK	39
6.2.1	Justification for Extended SAR Dipole Calibrations	40
6.2.2	Summary System Check Result(s)	41



Unless otherwise agreed in writing, this document is issued by the Company subject to its General Conditions of Service printed overleaf, available on request or accessible at <http://www.sgs.com/en/Terms-and-Conditions.aspx> and, for electronic format documents, subject to Terms and Conditions for Electronic Documents at <http://www.sgs.com/en/Terms-and-Conditions/Terms-e-Documents.aspx>. Attention is drawn to the limitation of liability, indemnification and jurisdiction issues defined therein. Any holder of this document is advised that information contained hereon reflects the Company's findings at the time of its intervention only and within the limits of Client's instructions, if any. The Company's sole responsibility is to its Client and this document does not exonerate parties to a transaction from exercising all their rights and obligations under the transaction documents. This document cannot be reproduced except in full, without prior written approval of the Company. Any unauthorized alteration, forgery or falsification of the content or appearance of this document is unlawful and offenders may be prosecuted to the fullest extent of the law. Unless otherwise stated the results shown in this test report refer only to the sample(s) tested and such sample(s) are retained for 30 days only.

Attention: To check the authenticity of testing/inspection report & certificate, please contact us at telephone: (86-755) 8307 1443, or email: CN.Doccheck@sgs.com

6.2.3	Detailed System Check Results.....	41
7	TEST CONFIGURATION.....	42
7.1	3G SAR TEST REDUCTION PROCEDURE.....	42
7.2	OPERATION CONFIGURATIONS.....	42
7.2.1	GSM Test Configuration.....	42
7.2.2	WCDMA Test Configuration.....	43
7.2.3	WiFi Test Configuration.....	47
7.2.4	LTE Test Configuration.....	54
8	TEST RESULT.....	57
8.1	MEASUREMENT OF RF CONDUCTED POWER.....	57
8.1.1	Conducted Power of Main Antenna.....	57
8.1.2	Conducted Power of WIFI and BT.....	103
8.2	STAND-ALONE SAR TEST EVALUATION.....	109
8.3	MEASUREMENT OF SAR DATA.....	110
8.3.1	SAR Result of GSM850.....	110
8.3.2	SAR Result of GSM1900.....	111
8.3.3	SAR Result of WCDMA Band II.....	113
8.3.4	SAR Result of WCDMA Band IV.....	115
8.3.5	SAR Result of WCDMA Band V.....	117
8.3.6	SAR Result of LTE Band 2.....	118
8.3.7	SAR Result of LTE Band 4.....	121
8.3.8	SAR Result of LTE Band 5.....	124
8.3.9	SAR Result of LTE Band 7.....	126
8.3.10	SAR Result of LTE Band 26.....	129
8.3.11	SAR Result of LTE Band 38.....	131
8.3.12	SAR Result of LTE Band 41.....	133
8.3.13	SAR Result of WIFI 2.4G.....	135
8.3.14	SAR Result of WIFI 5G.....	136
8.3.15	SAR Result of BT.....	138
8.4	MULTIPLE TRANSMITTER EVALUATION.....	139
8.4.1	Simultaneous SAR SAR test evaluation.....	139
8.4.2	Simultaneous Transmission SAR Summation Scenario.....	140
8.4.3	SPLSR Evaluation and Analysis.....	141
9	EQUIPMENT LIST.....	142
10	CALIBRATION CERTIFICATE.....	143
11	PHOTOGRAPHS.....	143
APPENDIX A: DETAILED SYSTEM CHECK RESULTS.....		143
APPENDIX B: DETAILED TEST RESULTS.....		143
APPENDIX C: CALIBRATION CERTIFICATE.....		143
APPENDIX D: PHOTOGRAPHS.....		143



Unless otherwise agreed in writing, this document is issued by the Company subject to its General Conditions of Service printed overleaf, available on request or accessible at <http://www.sgs.com/en/Terms-and-Conditions.aspx> and, for electronic format documents, subject to Terms and Conditions for Electronic Documents at <http://www.sgs.com/en/Terms-and-Conditions/Terms-e-Documents.aspx>. Attention is drawn to the limitation of liability, indemnification and jurisdiction issues defined therein. Any holder of this document is advised that information contained hereon reflects the Company's findings at the time of its intervention only and within the limits of Client's instructions, if any. The Company's sole responsibility is to its Client and this document does not exonerate parties to a transaction from exercising all their rights and obligations under the transaction documents. This document cannot be reproduced except in full, without prior written approval of the Company. Any unauthorized alteration, forgery or falsification of the content or appearance of this document is unlawful and offenders may be prosecuted to the fullest extent of the law. Unless otherwise stated the results shown in this test report refer only to the sample(s) tested and such sample(s) are retained for 30 days only.

Attention: To check the authenticity of testing / inspection report & certificate, please contact us at telephone: (86-755) 8307 1443, or email: CN.Doccheck@sgs.com
No.1 Workshop, M-10, Middle Section, Science & Technology Park, Shenzhen, China 518057 t (86-755) 26012053 f (86-755) 26710594 www.ssgroup.com.cn
中国·深圳·科技园中区M-10栋一号厂房 邮编: 518057 t (86-755) 26012053 f (86-755) 26710594 sgs.china@sgs.com

1 General Information

1.1 Details of Client

Applicant:	Motorola Mobility LLC
Address:	222 W Merchandise Mart Plaza, Suite 1800, Chicago IL 60654, USA
Manufacturer:	Motorola Mobility LLC
Address:	222 W Merchandise Mart Plaza, Suite 1800, Chicago IL 60654, USA

1.2 Test Location

Company: SGS-CSTC Standards Technical Services Co., Ltd. Shenzhen Branch E&E Lab
Address: No. 1 Workshop, M-10, Middle section, Science & Technology Park, Shenzhen, Guangdong, China
Post code: 518057
Telephone: +86 (0) 755 2601 2053
Fax: +86 (0) 755 2671 0594
E-mail: ee.shenzhen@sgs.com



Unless otherwise agreed in writing, this document is issued by the Company subject to its General Conditions of Service printed overleaf, available on request or accessible at <http://www.sgs.com/en/Terms-and-Conditions.aspx> and, for electronic format documents, subject to Terms and Conditions for Electronic Documents at <http://www.sgs.com/en/Terms-and-Conditions/Terms-e-Document.aspx>. Attention is drawn to the limitation of liability, indemnification and jurisdiction issues defined therein. Any holder of this document is advised that information contained hereon reflects the Company's findings at the time of its intervention only and within the limits of Client's instructions, if any. The Company's sole responsibility is to its Client and this document does not exonerate parties to a transaction from exercising all their rights and obligations under the transaction documents. This document cannot be reproduced except in full, without prior written approval of the Company. Any unauthorized alteration, forgery or falsification of the content or appearance of this document is unlawful and offenders may be prosecuted to the fullest extent of the law. Unless otherwise stated the results shown in this test report refer only to the sample(s) tested and such sample(s) are retained for 30 days only.

Attention: To check the authenticity of testing /inspection report & certificate, please contact us at telephone: (86-755) 8307 1443, or email: CN.Doccheck@sgs.com

SGS-CSTC Standards Technical Services Co., Ltd.
Shenzhen Branch, Testing Center, E&E Laboratory

No.1 Workshop, M-10, Middle Section, Science & Technology Park, Shenzhen, China 518057 t (86-755) 26012053 f (86-755) 26710594 www.ssgroup.com.cn
中国·深圳·科技园中区M-10栋一号厂房 邮编: 518057 t (86-755) 26012053 f (86-755) 26710594 sgs.china@sgs.com

1.3 Test Facility

The test facility is recognized, certified, or accredited by the following organizations:

• **CNAS (No. CNAS L2929)**

CNAS has accredited SGS-CSTC Standards Technical Services Co., Ltd. Shenzhen Branch EMC Lab to ISO/IEC 17025:2017 General Requirements for the Competence of Testing and Calibration Laboratories (CNAS-CL01 Accreditation Criteria for the Competence of Testing and Calibration Laboratories) for the competence in the field of testing.

• **A2LA (Certificate No. 3816.01)**

SGS-CSTC Standards Technical Services Co., Ltd., Shenzhen EMC Laboratory is accredited by the American Association for Laboratory Accreditation(A2LA). Certificate No. 3816.01.

• **VCCI**

The 10m Semi-anechoic chamber and Shielded Room of SGS-CSTC Standards Technical Services Co., Ltd. have been registered in accordance with the Regulations for Voluntary Control Measures with Registration No.: G-823, R-4188, T-1153 and C-2383 respectively.

• **FCC –Designation Number: CN1178**

SGS-CSTC Standards Technical Services Co., Ltd., Shenzhen EMC Laboratory has been recognized as an accredited testing laboratory.

Designation Number: CN1178. Test Firm Registration Number: 406779.

• **Industry Canada (IC)**

SGS-CSTC Standards Technical Services Co., Ltd., Shenzhen EMC Laboratory has been recognized by ISED as an accredited testing laboratory.

CAB identifier: CN0006

IC#: 4620C.



Unless otherwise agreed in writing, this document is issued by the Company subject to its General Conditions of Service printed overleaf, available on request or accessible at <http://www.sgs.com/en/Terms-and-Conditions.aspx> and, for electronic format documents, subject to Terms and Conditions for Electronic Documents at <http://www.sgs.com/en/Terms-and-Conditions/Terms-e-Documents.aspx>. Attention is drawn to the limitation of liability, indemnification and jurisdiction issues defined therein. Any holder of this document is advised that information contained hereon reflects the Company's findings at the time of its intervention only and within the limits of Client's instructions, if any. The Company's sole responsibility is to its Client and this document does not exonerate parties to a transaction from exercising all their rights and obligations under the transaction documents. This document cannot be reproduced except in full, without prior written approval of the Company. Any unauthorized alteration, forgery or falsification of the content or appearance of this document is unlawful and offenders may be prosecuted to the fullest extent of the law. Unless otherwise stated the results shown in this test report refer only to the sample(s) tested and such sample(s) are retained for 30 days only.

Attention: To check the authenticity of testing /inspection report & certificate, please contact us at telephone: (86-755) 8307 1443, or email: CN.Doccheck@sgs.com



1.4 General Description of EUT

Product Name:	Mobile Phone		
Model No.(EUT):	XT2091-3/XT2091-8		
Trade Mark:	Motorola/Lenovo		
FCC ID:	IHDT56ZK2		
Device Type :	portable device		
Exposure Category:	uncontrolled environment / general population		
Product Phase:	Identical Prototype		
SN:	NU2EM20134		
Hardware Version:	PVT		
Software Version:	QZC30.Q4-22		
Antenna Type:	Inner Antenna		
Device Operating Configurations :			
Modulation Mode:	GSM: GMSK, 8PSK; WCDMA: QPSK; LTE: QPSK,16QAM,64QAM WIFI: DSSS, OFDM; BT: GFSK, $\pi/4$ DQPSK,8DPSK		
Device Class:	B		
GPRS Multi-slots Class:	12	EGPRS Multi-slots Class:	12
HSDPA UE Category:	24	HSUPA UE Category	6
Power Class	4,tested with power level 5(GSM850)		
	1,tested with power level 0(GSM1900)		
	3, tested with power control “all 1”(WCDMA Band II/IV/V)		
	3, tested with power control Max Power(LTE Band 2/4/5/7/26/38/41)		
Frequency Bands:	Band	Tx (MHz)	Rx (MHz)
	GSM850	824~849	869~894
	GSM1900	1850~1910	1930~1990
	WCDMA Band II	1850~1910	1930~1990
	WCDMA Band IV	1710~1755	2110~2155
	WCDMA Band V	824~849	869~894
	LTE Band 2	1850~1910	1930~1990
	LTE Band 4	1710~1755	2110~2155
	LTE Band 5	824~849	869~894
	LTE Band 7	2500~2570	2620~2690
	LTE Band 26	814~849	859~894
	LTE Band 38	2570~2620	2570~2620
	LTE Band 41	2535~2655	2535~2655
	Bluetooth	2402~2480	2402~2480
	Wi-Fi 2.4G	2412~2462	2412~2462
	Wi-Fi 5G	5150~5350	5150~5350
		5470~5725	5470~5725
		5725~5850	5725~5850
Battery Information:	Model:	MC50	
	Normal Voltage:	3.87V	
	Rated capacity:	5640mAh	
	Manufacturer:	Motorola (ATL)	
Headset Information:	Model:	NLD-EM301K-15SF v1	
	Manufacturer:	Motorola (New Leader)	



Unless otherwise agreed in writing, this document is issued by the Company subject to its General Conditions of Service printed overleaf, available on request or accessible at <http://www.sgs.com/en/Terms-and-Conditions.aspx> and, for electronic format documents, subject to Terms and Conditions for Electronic Documents at <http://www.sgs.com/en/Terms-and-Conditions/Terms-e-Documents.aspx>. Attention is drawn to the limitation of liability, indemnification and jurisdiction issues defined therein. Any holder of this document is advised that information contained hereon reflects the Company's findings at the time of its intervention only and within the limits of Client's instructions, if any. The Company's sole responsibility is to its Client and this document does not exonerate parties to a transaction from exercising all their rights and obligations under the transaction documents. This document cannot be reproduced except in full, without prior written approval of the Company. Any unauthorized alteration, forgery or falsification of the content or appearance of this document is unlawful and offenders may be prosecuted to the fullest extent of the law. Unless otherwise stated the results shown in this test report refer only to the sample(s) tested and such sample(s) are retained for 30 days only.

Attention: To check the authenticity of testing / inspection report & certificate, please contact us at telephone: (86-755) 8307 1443, or email: CN.Doccheck@sgs.com

Remark:

declares that this equipment:

Product description: Mobile Phone

Type designation(s): XT2091-3/XT2091-8

Trademark: Motorola/lenovo

The original and the Variant difference is PA and filter, GSM part PA amplification, 3G/4G part of the switch , details as below, the others are the same.

NO.	Item group name	1st model	Material description	manufacturer	2nd model	Material description	manufacturer
1	Filter duplex	SFH780AA402	LTE Single ended filter Band28, 780.5MHz;1.1*0.9*0.55mm	WISOL	MS11U780M-RX28C	LTE Single ended filter;Band28,780MHz;1.1*0.9*	Microgate
2	Filter duplex	SFHG96AA402	LTE Single ended filter;Band41, 2535-2655;RX;1.1*0.9*0.5	WISOL	MS11U2G59-RX41NC	LTE Single ended filter; Band41,2535-2655;RX;1.1*0.9*0.6	Microgate
3	Filter duplex	SFDG26AA402	LTE Single ended filter;Band41, 2535-2655;TX;1.1*0.9*0.6	WISOL	MS11U2G59-TX41NC	LTE Single ended filter : Band41,2535-2655;TX;1.1*0.9*0.6	Microgate
4	Filter duplex	SFX897FYT02	Duplex single ended filter;Band8; 897.5/942.5MHz;1.8*1.4*0.6	WISOL	MS18U897M-DU08C	Duplex single ended filter; Band8,897.5/942.5MHz;1.8*1.4*0.6	Microgate
5	RF power amplifier	SKY77928-21	SWITCH+PA;3P18T;GGE/TD/TLE; 5.5*5.5*0.8mm	SKY/ Skyworks	FX5808TR1	SWITCH+PA;3P18T; GGE/TD/TLE;5.5*5.5*0.8mm	lansus

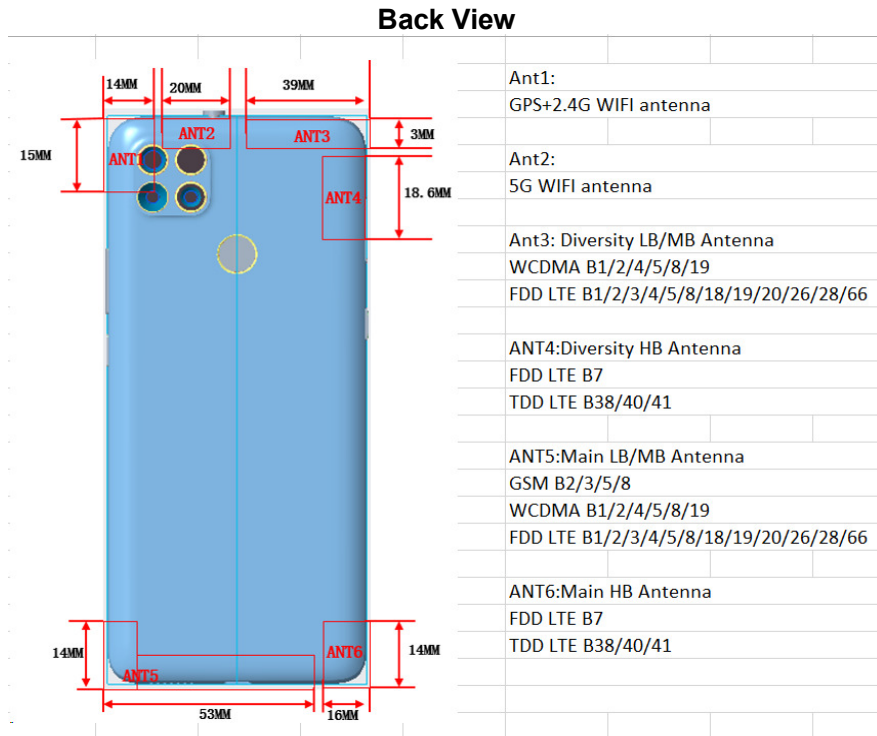
According to the difference description above, for GSM850/GSM1900 are all tested and update the conducted power, for the WCDMA/LTE bands are tested the worst case on the original report ZR/2020/8000406 and WiFi/BT bands refer to the original report ZR/2020/8000406.



Unless otherwise agreed in writing, this document is issued by the Company subject to its General Conditions of Service printed overleaf, available on request or accessible at <http://www.sgs.com/en/Terms-and-Conditions.aspx> and, for electronic format documents, subject to Terms and Conditions for Electronic Documents at <http://www.sgs.com/en/Terms-and-Conditions/Terms-e-Document.aspx>. Attention is drawn to the limitation of liability, indemnification and jurisdiction issues defined therein. Any holder of this document is advised that information contained hereon reflects the Company's findings at the time of its intervention only and within the limits of Client's instructions, if any. The Company's sole responsibility is to its Client and this document does not exonerate parties to a transaction from exercising all their rights and obligations under the transaction documents. This document cannot be reproduced except in full, without prior written approval of the Company. Any unauthorized alteration, forgery or falsification of the content or appearance of this document is unlawful and offenders may be prosecuted to the fullest extent of the law. Unless otherwise stated the results shown in this test report refer only to the sample(s) tested and such sample(s) are retained for 30 days only.

Attention: To check the authenticity of testing /inspection report & certificate, please contact us at telephone: (86-755) 8307 1443, or email: CN.Doccheck@sgs.com

1.4.1 DUT Antenna Locations



Note:

- 1) Main Antenna: GSM850/1900, WCDMA Band II/IV/V, LTE Band 2/4/5/7/26/38/41, the Div ant only for Rx.
- 2) The test device is a smart phone. The overall diagonal dimension of this device is 179.1 mm. Per KDB 648474 D04, because the diagonal distance of this device is ≥ 160 mm, so it is a phablet.

According to the distance between LTE/WCDMA/GSM&WIFI&BT antennas and the sides of the EUT we can draw the conclusion that:

EUT Sides for SAR Testing							
Mode	Exposure Condition	Front	Back	Left	Right	Top	Bottom
Main Antenna(ANT5)	Hotspot/Product specific 10g SAR	Yes	Yes	Yes	Yes	No	Yes
Main Antenna(ANT6)	Hotspot/Product specific 10g SAR	Yes	Yes	Yes	No	No	Yes
WIFI 2.4G/BT(ANT1)	Hotspot/Product specific 10g SAR	Yes	Yes	No	Yes	Yes	No
WIFI 5G(ANT2)	Hotspot/Product specific 10g SAR	Yes	Yes	No	Yes	Yes	No

Table 1: EUT Sides for SAR Testing

Note:

- 1) When the antenna-to-edge distance is greater than 2.5cm, such position does not need to be tested.



1.5 Test Specification

Identity	Document Title
FCC 47CFR §2.1093	Radiofrequency Radiation Exposure Evaluation: Portable Devices
ANSI/IEEE C95.1-1992	IEEE Standard for Safety Levels with Respect to Human Exposure to Radio Frequency Electromagnetic Fields, 3 kHz – 300 GHz.
IEEE 1528-2013	Recommended Practice for Determining the Peak Spatial-Average Specific Absorption Rate (SAR) in the Human Head from Wireless Communications Devices: Measurement Techniques
KDB 941225 D01	3G SAR Measurement Procedures v03r01
KDB 941225 D05	SAR for LTE Devices v02r05
KDB 941225 D06	Hotspot Mode SAR v02r01
KDB 248227 D01	SAR Guidance for IEEE 802 11 Wi-Fi SAR v02r02
KDB 648474 D04	Handset SAR v01r03
KDB 447498 D01	General RF Exposure Guidance v06
KDB 865664 D01	SAR Measurement 100 MHz to 6 GHz v01r04
KDB 865664 D02	RF Exposure Reporting v01r02
KDB 690783 D01	SAR Listings on Grants v01r03
KDB 616217 D04	SAR for laptop and tablets v01r02



Unless otherwise agreed in writing, this document is issued by the Company subject to its General Conditions of Service printed overleaf, available on request or accessible at <http://www.sgs.com/en/Terms-and-Conditions.aspx> and, for electronic format documents, subject to Terms and Conditions for Electronic Documents at <http://www.sgs.com/en/Terms-and-Conditions/Terms-e-Documents.aspx>. Attention is drawn to the limitation of liability, indemnification and jurisdiction issues defined therein. Any holder of this document is advised that information contained hereon reflects the Company's findings at the time of its intervention only and within the limits of Client's instructions, if any. The Company's sole responsibility is to its Client and this document does not exonerate parties to a transaction from exercising all their rights and obligations under the transaction documents. This document cannot be reproduced except in full, without prior written approval of the Company. Any unauthorized alteration, forgery or falsification of the content or appearance of this document is unlawful and offenders may be prosecuted to the fullest extent of the law. Unless otherwise stated the results shown in this test report refer only to the sample(s) tested and such sample(s) are retained for 30 days only.

Attention: To check the authenticity of testing /inspection report & certificate, please contact us at telephone: (86-755) 8307 1443, or email: CN.Doccheck@sgs.com

SGS-CSTC Standards Technical Services Co., Ltd.
Shenzhen Branch, Inspection & Testing Services Laboratory

No.1 Workshop, M-10, Middle Section, Science & Technology Park, Shenzhen, China 518057 t (86-755) 26012053 f (86-755) 26710594 www.sgsgroup.com.cn
中国·深圳·科技园中区M-10栋一号厂房 邮编: 518057 t (86-755) 26012053 f (86-755) 26710594 sgs.china@sgs.com

1.6 RF exposure limits

Human Exposure	Uncontrolled Environment General Population	Controlled Environment Occupational
Spatial Peak SAR* (Brain*Trunk)	1.60 mW/g	8.00 mW/g
Spatial Average SAR** (Whole Body)	0.08 mW/g	0.40 mW/g
Spatial Peak SAR*** (Hands/Feet/Ankle/Wrist)	4.00 mW/g	20.00 mW/g

Notes:

* The Spatial Peak value of the SAR averaged over any 1 gram of tissue (defined as a tissue volume in the shape of a cube) and over the appropriate averaging time

** The Spatial Average value of the SAR averaged over the whole body.

*** The Spatial Peak value of the SAR averaged over any 10 grams of tissue (defined as a tissue volume in the shape of a cube) and over the appropriate averaging time.

Uncontrolled Environments are defined as locations where there is the exposure of individuals who have no knowledge or control of their exposure.

Controlled Environments are defined as locations where there is exposure that may be incurred by persons who are aware of the potential for exposure, (i.e. as a result of employment or occupation.)



Unless otherwise agreed in writing, this document is issued by the Company subject to its General Conditions of Service printed overleaf, available on request or accessible at <http://www.sgs.com/en/Terms-and-Conditions.aspx> and, for electronic format documents, subject to Terms and Conditions for Electronic Documents at <http://www.sgs.com/en/Terms-and-Conditions/Terms-e-Documents.aspx>. Attention is drawn to the limitation of liability, indemnification and jurisdiction issues defined therein. Any holder of this document is advised that information contained hereon reflects the Company's findings at the time of its intervention only and within the limits of Client's instructions, if any. The Company's sole responsibility is to its Client and this document does not exonerate parties to a transaction from exercising all their rights and obligations under the transaction documents. This document cannot be reproduced except in full, without prior written approval of the Company. Any unauthorized alteration, forgery or falsification of the content or appearance of this document is unlawful and offenders may be prosecuted to the fullest extent of the law. Unless otherwise stated the results shown in this test report refer only to the sample(s) tested and such sample(s) are retained for 30 days only.

Attention: To check the authenticity of testing /inspection report & certificate, please contact us at telephone: (86-755) 8307 1443, or email: CN.Doccheck@sgs.com

2 Laboratory Environment

Temperature	Min. = 18°C, Max. = 25 °C
Relative humidity	Min. = 30%, Max. = 70%
Ground system resistance	< 0.5
Ambient noise is checked and found very low and in compliance with requirement of standards.	
Reflection of surrounding objects is minimized and in compliance with requirement of standards.	

Table 2: The Ambient Conditions



Unless otherwise agreed in writing, this document is issued by the Company subject to its General Conditions of Service printed overleaf, available on request or accessible at <http://www.sgs.com/en/Terms-and-Conditions.aspx> and, for electronic format documents, subject to Terms and Conditions for Electronic Documents at <http://www.sgs.com/en/Terms-and-Conditions/Terms-e-Document.aspx>. Attention is drawn to the limitation of liability, indemnification and jurisdiction issues defined therein. Any holder of this document is advised that information contained hereon reflects the Company's findings at the time of its intervention only and within the limits of Client's instructions, if any. The Company's sole responsibility is to its Client and this document does not exonerate parties to a transaction from exercising all their rights and obligations under the transaction documents. This document cannot be reproduced except in full, without prior written approval of the Company. Any unauthorized alteration, forgery or falsification of the content or appearance of this document is unlawful and offenders may be prosecuted to the fullest extent of the law. Unless otherwise stated the results shown in this test report refer only to the sample(s) tested and such sample(s) are retained for 30 days only.

Attention: To check the authenticity of testing /inspection report & certificate, please contact us at telephone: (86-755) 8307 1443, or email: CN.Doccheck@sgs.com

3 SAR Measurements System Configuration

3.1 The SAR Measurement System

This SAR Measurement System uses a Computer-controlled 3-D stepper motor system (SPEAG DASY5 professional system). A E-field probe is used to determine the internal electric fields. The SAR can be obtained from the equation $SAR = \sigma (|E|)^2 / \rho$ where σ and ρ are the conductivity and mass density of the tissue-Simulate.

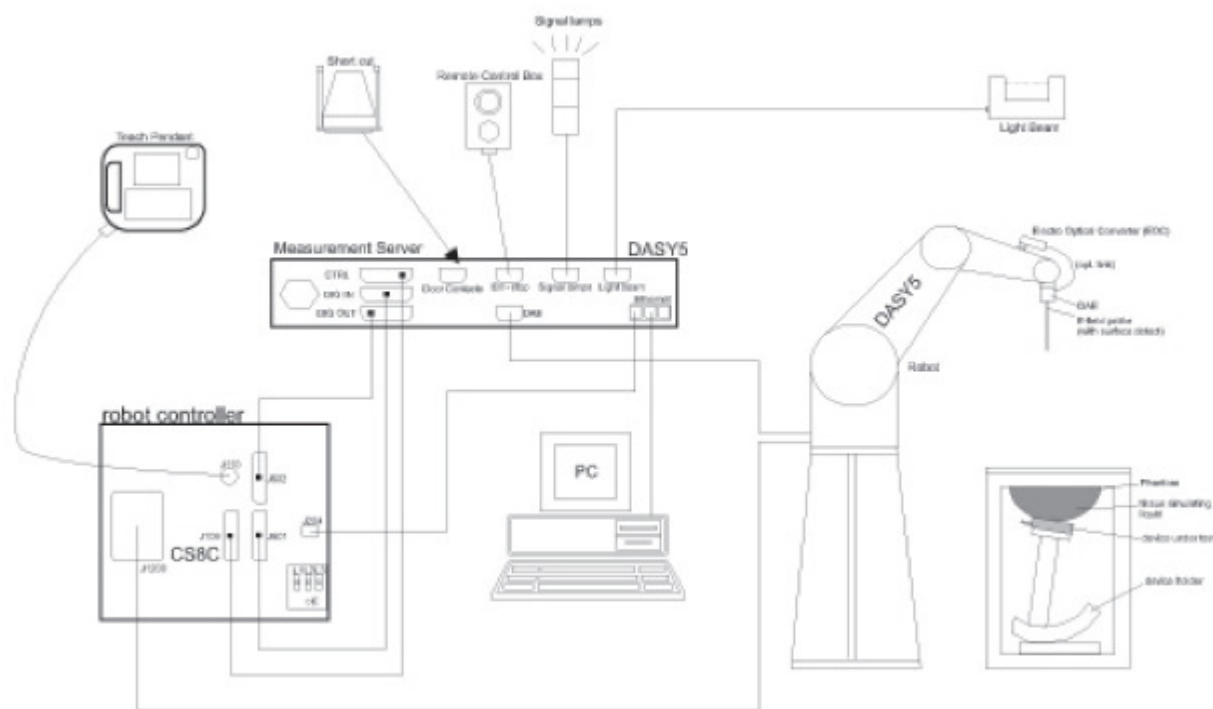
The DASY5 system for performing compliance tests consists of the following items:

A standard high precision 6-axis robot (Stabile RX family) with controller, teach pendant and software .An arm extension for accommodation the data acquisition electronics (DAE).

A dosimetric probe, i.e., an isotropic E-field probe optimized and calibrated for usage in tissue simulating liquid. The probe is equipped with an optical surface detector system.

A data acquisition electronics (DAE) which performs the signal amplification, signal multiplexing, AD-conversion, offset measurements, mechanical surface detection, collision detection, etc. The unit is battery powered with standard or rechargeable batteries. The signal is optically transmitted to the EOC.


The Electro-optical converter (EOC) performs the conversion between optical and electrical of the signals for the digital communication to DAE and for the analog signal from the optical surface detection. The EOC is connected to the measurement server.



F-1. SAR Measurement System Configuration

- The function of the measurement server is to perform the time critical tasks such as signal filtering, control of the robot operation and fast movement interrupts.
- A probe alignment unit which improves the (absolute) accuracy of the probe positioning.
- A computer operating Windows 7.
- DASY5 software.
- Remote control with teach pendant and additional circuitry for robot safety such as warning lamps, etc.
- The SAM twin phantom enabling testing left-hand, right-hand and Body Worn usage.
- The device holder for handheld mobile phones.
- Tissue simulating liquid mixed according to the given recipes.
- Validation dipole kits allowing to validating the proper functioning of the system.

3.2 Isotropic E-field Probe EX3DV4

	Symmetrical design with triangular core Built-in shielding against static charges PEEK enclosure material (resistant to organic solvents, e.g., DGBE)
Calibration	ISO/IEC 17025 calibration service available.
Frequency	10 MHz to > 6 GHz Linearity: ± 0.2 dB (30 MHz to 6 GHz)
Directivity	± 0.3 dB in TSL (rotation around probe axis) ± 0.5 dB in TSL (rotation normal to probe axis)
Dynamic Range	10 μ W/g to > 100 mW/g Linearity: ± 0.2 dB (noise: typically < 1 μ W/g)
Dimensions	Overall length: 337 mm (Tip: 20 mm) Tip diameter: 2.5 mm (Body: 12 mm) Typical distance from probe tip to dipole centers: 1 mm
Application	High precision dosimetric measurements in any exposure scenario (e.g., very strong gradient fields); the only probe that enables compliance testing for frequencies up to 6 GHz with precision of better 30%.
Compatibility	DASY3, DASY4, DASY52 SAR and higher, EASY4/MRI



Unless otherwise agreed in writing, this document is issued by the Company subject to its General Conditions of Service printed overleaf, available on request or accessible at <http://www.sgs.com/en/Terms-and-Conditions.aspx> and, for electronic format documents, subject to Terms and Conditions for Electronic Documents at <http://www.sgs.com/en/Terms-and-Conditions/Terms-e-Documents.aspx>. Attention is drawn to the limitation of liability, indemnification and jurisdiction issues defined therein. Any holder of this document is advised that information contained hereon reflects the Company's findings at the time of its intervention only and within the limits of Client's instructions, if any. The Company's sole responsibility is to its Client and this document does not exonerate parties to a transaction from exercising all their rights and obligations under the transaction documents. This document cannot be reproduced except in full, without prior written approval of the Company. Any unauthorized alteration, forgery or falsification of the content or appearance of this document is unlawful and offenders may be prosecuted to the fullest extent of the law. Unless otherwise stated the results shown in this test report refer only to the sample(s) tested and such sample(s) are retained for 30 days only.

Attention: To check the authenticity of testing / inspection report & certificate, please contact us at telephone: (86-755) 8307 1443, or email: CN.Doccheck@sgs.com


3.3 Data Acquisition Electronics (DAE)

Model	DAE
Construction	Signal amplifier, multiplexer, A/D converter and control logic. Serial optical link for communication with DASY4/5 embedded system (fully remote controlled). Two step probe touch detector for mechanical surface detection and emergency robot stop.
Measurement Range	-100 to +300 mV (16 bit resolution and two range settings: 4mV,400mV)
Input Offset Voltage	< 5μV (with auto zero)
Input Bias Current	< 50 f A
Dimensions	60 x 60 x 68 mm



3.4 SAM Twin Phantom

Material	Vinylester, glass fiber reinforced (VE-GF)
Liquid Compatibility	Compatible with all SPEAG tissue simulating liquids (incl. DGBE type)
Shell Thickness	2 ± 0.2 mm (6 ± 0.2 mm at ear point)
Dimensions (incl. Wooden Support)	Length: 1000 mm Width: 500 mm Height: adjustable feet
Filling Volume	approx. 25 liters
Wooden Support	SPEAG standard phantom table



The shell corresponds to the specifications of the Specific Anthropomorphic Mannequin (SAM) phantom defined in IEEE 1528 and IEC 62209-1. It enables the dosimetric evaluation of left and right hand phone usage as well as body mounted usage at the flat phantom region. A cover prevents evaporation of the liquid. Reference markings on the phantom allow the complete setup of all predefined phantom positions and measurement grids by teaching three points with the robot.


Twin SAM V5.0 has the same shell geometry and is manufactured from the same material as Twin SAM V4.0, but has reinforced top structure.



Unless otherwise agreed in writing, this document is issued by the Company subject to its General Conditions of Service printed overleaf, available on request or accessible at <http://www.sgs.com/en/Terms-and-Conditions.aspx> and, for electronic format documents, subject to Terms and Conditions for Electronic Documents at <http://www.sgs.com/en/Terms-and-Conditions/Terms-e-Document.aspx>. Attention is drawn to the limitation of liability, indemnification and jurisdiction issues defined therein. Any holder of this document is advised that information contained hereon reflects the Company's findings at the time of its intervention only and within the limits of Client's instructions, if any. The Company's sole responsibility is to its Client and this document does not exonerate parties to a transaction from exercising all their rights and obligations under the transaction documents. This document cannot be reproduced except in full, without prior written approval of the Company. Any unauthorized alteration, forgery or falsification of the content or appearance of this document is unlawful and offenders may be prosecuted to the fullest extent of the law. Unless otherwise stated the results shown in this test report refer only to the sample(s) tested and such sample(s) are retained for 30 days only.

Attention: To check the authenticity of testing /inspection report & certificate, please contact us at telephone: (86-755) 8307 1443, or email: CN.Doccheck@sgs.com
No.1 Workshop, M-10, Middle Section, Science & Technology Park, Shenzhen, China 518057 t (86-755) 26012053 f (86-755) 26710594 www.sgsgroup.com.cn
中国·深圳·科技园中区M-10栋一号厂房 邮编: 518057 t (86-755) 26012053 f (86-755) 26710594 sgs.china@sgs.com

3.5 ELI Phantom

Material	Vinylester, glass fiber reinforced (VE-GF)	
Liquid Compatibility	Compatible with all SPEAG tissue simulating liquids (incl. DGBE type)	
Shell Thickness	2.0 ± 0.2 mm (bottom plate)	
Dimensions	Major axis: 600 mm Minor axis: 400 mm	
Filling Volume	approx. 30 liters	
Wooden Support	SPEAG standard phantom table	

Phantom for compliance testing of handheld and body-mounted wireless devices in the frequency range of 30 MHz to 6 GHz. ELI is fully compatible with the IEC 62209-2 standard and all known tissue simulating liquids. ELI has been optimized regarding its performance and can be integrated into our standard phantom tables. A cover prevents evaporation of the liquid. Reference markings on the phantom allow installation of the complete setup, including all predefined phantom positions and measurement grids, by teaching three points. The phantom is compatible with all SPEAG dosimetric probes and dipoles.

ELI V5.0 has the same shell geometry and is manufactured from the same material as ELI4, but has reinforced top structure.



Unless otherwise agreed in writing, this document is issued by the Company subject to its General Conditions of Service printed overleaf, available on request or accessible at <http://www.sgs.com/en/Terms-and-Conditions.aspx> and, for electronic format documents, subject to Terms and Conditions for Electronic Documents at <http://www.sgs.com/en/Terms-and-Conditions/Terms-e-Documents.aspx>. Attention is drawn to the limitation of liability, indemnification and jurisdiction issues defined therein. Any holder of this document is advised that information contained hereon reflects the Company's findings at the time of its intervention only and within the limits of Client's instructions, if any. The Company's sole responsibility is to its Client and this document does not exonerate parties to a transaction from exercising all their rights and obligations under the transaction documents. This document cannot be reproduced except in full, without prior written approval of the Company. Any unauthorized alteration, forgery or falsification of the content or appearance of this document is unlawful and offenders may be prosecuted to the fullest extent of the law. Unless otherwise stated the results shown in this test report refer only to the sample(s) tested and such sample(s) are retained for 30 days only.

Attention: To check the authenticity of testing /inspection report & certificate, please contact us at telephone: (86-755) 8307 1443, or email: CN.Doccheck@sgs.com

3.6 Device Holder for Transmitters



F-2. Device Holder for Transmitters

- The DASY device holder is designed to cope with different positions given in the standard. It has two scales for the device rotation (with respect to the body axis) and the device inclination (with respect to the line between the ear reference points). The rotation centres for both scales are the ear reference point (ERP). Thus the device needs no repositioning when changing the angles.
- The DASY device holder has been made out of low-loss POM material having the following dielectric parameters: relative permittivity $\epsilon=3$ and loss tangent $\delta=0.02$. The amount of dielectric material has been reduced in the closest vicinity of the device, since measurements have suggested that the influence of the clamp on the test results could thus be lowered.



3.7 Measurement procedure

3.7.1 Scanning procedure

Step 1: Power reference measurement

The “reference” and “drift” measurements are located at the beginning and end of the batch process. They measure the field drift at one single point in the liquid over the complete procedure.

Step 2: Area scan

The SAR distribution at the exposed side of the head was measured at a distance of 4mm from the inner surface of the shell. The area covered the entire dimension of the head and the horizontal grid spacing was 15mm*15mm or 12mm*12mm or 10mm*10mm. Based on the area scan data, the area of the maximum absorption was determined by spline interpolation.

Step 3: Zoom scan

Around this point, a volume of 32mm*32mm*30mm ($f \leq 2\text{GHz}$), 30mm*30mm*30mm (f for 2-3GHz) and 24mm*24mm*22mm (f for 5-6GHz) was assessed by measuring 5x5x7 points ($f \leq 2\text{GHz}$), 7x7x7 points (f for 2-3GHz) and 7x7x12 points (f for 5-6GHz). On this basis of this data set, the spatial peak SAR value was evaluated with the following procedure:

The data at the surface was extrapolated, since the centre of the dipoles is 2.0mm away from the tip of the probe and the distance between the surface and the lowest measuring point is 1.2mm. (This can be variable. Refer to the probe specification). The extrapolation was based on a least square algorithm. A polynomial of the fourth order was calculated through the points in z-axes. This polynomial was then used to evaluate the points between the surface and the probe tip. The maximum interpolated value was searched with a straight-forward algorithm. Around this maximum the SAR values averaged over the spatial volumes (1g or 10g) were computed using the 3D-Spline interpolation algorithm. The volume was integrated with the trapezoidal algorithm. One thousand points were interpolated to calculate the average. All neighbouring volumes were evaluated until no neighboring volume with a higher average value was found.

The area and zoom scan resolutions specified in the table below must be applied to the SAR measurements. Probe boundary effect error compensation is required for measurements with the probe tip closer than half a probe tip diameter to the phantom surface. Both the probe tip diameter and sensor offset distance must satisfy measurement protocols; to ensure probe boundary effect errors are minimized and the higher fields closest to the phantom surface can be correctly measured and extrapolated to the phantom surface for computing 1-g SAR. Tolerances of the post-processing algorithms must be verified by the test laboratory for the scan resolutions used in the SAR measurements, according to the reference distribution functions specified in IEEE Std. 1528-2013.



Unless otherwise agreed in writing, this document is issued by the Company subject to its General Conditions of Service printed overleaf, available on request or accessible at <http://www.sgs.com/en/Terms-and-Conditions.aspx> and, for electronic format documents, subject to Terms and Conditions for Electronic Documents at <http://www.sgs.com/en/Terms-and-Conditions/Terms-e-Documents.aspx>. Attention is drawn to the limitation of liability, indemnification and jurisdiction issues defined therein. Any holder of this document is advised that information contained hereon reflects the Company's findings at the time of its intervention only and within the limits of Client's instructions, if any. The Company's sole responsibility is to its Client and this document does not exonerate parties to a transaction from exercising all their rights and obligations under the transaction documents. This document cannot be reproduced except in full, without prior written approval of the Company. Any unauthorized alteration, forgery or falsification of the content or appearance of this document is unlawful and offenders may be prosecuted to the fullest extent of the law. Unless otherwise stated the results shown in this test report refer only to the sample(s) tested and such sample(s) are retained for 30 days only.

Attention: To check the authenticity of testing /inspection report & certificate, please contact us at telephone: (86-755) 8307 1443, or email: CN.Doccheck@sgs.com

SGS-CSTC Standards Technical Services Co., Ltd.
Shenzhen Branch, Inspection & Testing Services

No.1 Workshop, M-10, Middle Section, Science & Technology Park, Shenzhen, China 518057 t (86-755) 26012053 f (86-755) 26710594 www.sgsgroup.com.cn
中国·深圳·科技园中区M-10栋一号厂房 邮编: 518057 t (86-755) 26012053 f (86-755) 26710594 sgs.china@sgs.com

		$\leq 3 \text{ GHz}$	$> 3 \text{ GHz}$
Maximum distance from closest measurement point (geometric center of probe sensors) to phantom surface		$5 \pm 1 \text{ mm}$	$\frac{1}{2} \cdot \delta \cdot \ln(2) \pm 0.5 \text{ mm}$
Maximum probe angle from probe axis to phantom surface normal at the measurement location		$30^\circ \pm 1^\circ$	$20^\circ \pm 1^\circ$
Maximum area scan spatial resolution: $\Delta x_{\text{Area}}, \Delta y_{\text{Area}}$		$\leq 2 \text{ GHz}: \leq 15 \text{ mm}$ $2 - 3 \text{ GHz}: \leq 12 \text{ mm}$	$3 - 4 \text{ GHz}: \leq 12 \text{ mm}$ $4 - 6 \text{ GHz}: \leq 10 \text{ mm}$
		When the x or y dimension of the test device, in the measurement plane orientation, is smaller than the above, the measurement resolution must be \leq the corresponding x or y dimension of the test device with at least one measurement point on the test device.	
Maximum zoom scan spatial resolution: $\Delta x_{\text{Zoom}}, \Delta y_{\text{Zoom}}$		$\leq 2 \text{ GHz}: \leq 8 \text{ mm}$ $2 - 3 \text{ GHz}: \leq 5 \text{ mm}^*$	$3 - 4 \text{ GHz}: \leq 5 \text{ mm}^*$ $4 - 6 \text{ GHz}: \leq 4 \text{ mm}^*$
Maximum zoom scan spatial resolution, normal to phantom surface	uniform grid: $\Delta z_{\text{Zoom}}(n)$	$\leq 5 \text{ mm}$	$3 - 4 \text{ GHz}: \leq 4 \text{ mm}$ $4 - 5 \text{ GHz}: \leq 3 \text{ mm}$ $5 - 6 \text{ GHz}: \leq 2 \text{ mm}$
	graded grid $\Delta z_{\text{Zoom}}(1)$: between 1 st two points closest to phantom surface	$\leq 4 \text{ mm}$	$3 - 4 \text{ GHz}: \leq 3 \text{ mm}$ $4 - 5 \text{ GHz}: \leq 2.5 \text{ mm}$ $5 - 6 \text{ GHz}: \leq 2 \text{ mm}$
	$\Delta z_{\text{Zoom}}(n>1)$: between subsequent points	$\leq 1.5 \cdot \Delta z_{\text{Zoom}}(n-1)$	
Minimum zoom scan volume	x, y, z	$\geq 30 \text{ mm}$	$3 - 4 \text{ GHz}: \geq 28 \text{ mm}$ $4 - 5 \text{ GHz}: \geq 25 \text{ mm}$ $5 - 6 \text{ GHz}: \geq 22 \text{ mm}$

Step 4: Power reference measurement (drift)

The Power Drift Measurement job measures the field at the same location as the most recent power reference measurement job within the same procedure, and with the same settings. The indicated drift is mainly the variation of the DUT's output power and should vary max. $\pm 5 \%$



Unless otherwise agreed in writing, this document is issued by the Company subject to its General Conditions of Service printed overleaf, available on request or accessible at <http://www.sgs.com/en/Terms-and-Conditions.aspx> and, for electronic format documents, subject to Terms and Conditions for Electronic Documents at <http://www.sgs.com/en/Terms-and-Conditions/Terms-e-Documents.aspx>. Attention is drawn to the limitation of liability, indemnification and jurisdiction issues defined therein. Any holder of this document is advised that information contained hereon reflects the Company's findings at the time of its intervention only and within the limits of Client's instructions, if any. The Company's sole responsibility is to its Client and this document does not exonerate parties to a transaction from exercising all their rights and obligations under the transaction documents. This document cannot be reproduced except in full, without prior written approval of the Company. Any unauthorized alteration, forgery or falsification of the content or appearance of this document is unlawful and offenders may be prosecuted to the fullest extent of the law. Unless otherwise stated the results shown in this test report refer only to the sample(s) tested and such sample(s) are retained for 30 days only.

Attention: To check the authenticity of testing /inspection report & certificate, please contact us at telephone: (86-755) 8307 1443, or email: CN.Doccheck@sgs.com

SGS-CSTC Standards Technical Services Co., Ltd.
Shenzhen Branch, Testing Center, EMC Laboratory

No.1 Workshop, M-10, Middle Section, Science & Technology Park, Shenzhen, China 518057 t (86-755) 26012053 f (86-755) 26710594 www.sgsgroup.com.cn
中国·深圳·科技园中区M-10栋一号厂房 邮编: 518057 t (86-755) 26012053 f (86-755) 26710594 sgs.china@sgs.com

3.7.2 Data Storage

The DASY software stores the acquired data from the data acquisition electronics as raw data (in microvolt readings from the probe sensors), together with all necessary software parameters for the data evaluation (probe calibration data, liquid parameters and device frequency and modulation data) in measurement files with the extension ".DAE4". The software evaluates the desired unit and format for output each time the data is visualized or exported. This allows verification of the complete software setup even after the measurement and allows correction of incorrect parameter settings. For example, if a measurement has been performed with a wrong crest factor parameter in the device setup, the parameter can be corrected afterwards and the data can be re-evaluated. The measured data can be visualized or exported in different units or formats, depending on the selected probe type ([V/m], [A/m], [°C], [m W/g], [m W/cm²], [dBrel], etc.). Some of these units are not available in certain situations or show meaningless results, e.g., a SAR output in a lossless media will always be zero. Raw data can also be exported to perform the evaluation with other software packages.

3.7.3 Data Evaluation by SEMCAD

The SEMCAD software automatically executes the following procedures to calculate the field units from the microvolt readings at the probe connector. The parameters used in the evaluation are stored in the configuration modules of the software:

Probe parameters:	- Sensitivity	Normi, ai0, ai1, ai2
- Conversion factor	ConvFi	
- Diode compression point	Dcpi	
Device parameters:	- Frequency	f
- Crest factor	cf	
Media parameters:	- Conductivity	ε
- Density	ρ	

These parameters must be set correctly in the software. They can be found in the component documents or they can be imported into the software from the configuration files issued for the DASY components. In the direct measuring mode of the multimeter option, the parameters of the actual system setup are used. In the scan visualization and export modes, the parameters stored in the corresponding document files are used.

The first step of the evaluation is a linearization of the filtered input signal to account for the compression characteristics of the detector diode. The compensation depends on the input signal, the diode type and the DC-transmission factor from the diode to the evaluation electronics.

If the exciting field is pulsed, the crest factor of the signal must be known to correctly compensate for peak power. The formula for each channel can be given as:

$$V_i = U_i + U_i^2 \cdot cf / dcpi$$

With V_i = compensated signal of channel i (i = x, y, z)
 U_i = input signal of channel i (i = x, y, z)
cf = crest factor of exciting field (DASY parameter)
dcp i = diode compression point (DASY parameter)

From the compensated input signals the primary field data for each channel can be evaluated:

E-field probes:

$$E_i = (V_i / Norm_i \cdot ConvF)^{1/2}$$



Unless otherwise agreed in writing, this document is issued by the Company subject to its General Conditions of Service printed overleaf, available on request or accessible at <http://www.sgs.com/en/Terms-and-Conditions.aspx> and, for electronic format documents, subject to Terms and Conditions for Electronic Documents at <http://www.sgs.com/en/Terms-and-Conditions/Terms-e-Documents.aspx>. Attention is drawn to the limitation of liability, indemnification and jurisdiction issues defined therein. Any holder of this document is advised that information contained hereon reflects the Company's findings at the time of its intervention only and within the limits of Client's instructions, if any. The Company's sole responsibility is to its Client and this document does not exonerate parties to a transaction from exercising all their rights and obligations under the transaction documents. This document cannot be reproduced except in full, without prior written approval of the Company. Any unauthorized alteration, forgery or falsification of the content or appearance of this document is unlawful and offenders may be prosecuted to the fullest extent of the law. Unless otherwise stated the results shown in this test report refer only to the sample(s) tested and such sample(s) are retained for 30 days only.

Attention: To check the authenticity of testing / inspection report & certificate, please contact us at telephone: (86-755) 8307 1443, or email: CN.Doccheck@sgs.com
No.1 Workshop, M-10, Middle Section, Science & Technology Park, Shenzhen, China 518057 t (86-755) 26012053 f (86-755) 26710594 www.sgsgroup.com.cn
中国·深圳·科技园中区M-10栋一号厂房 邮编: 518057 t (86-755) 26012053 f (86-755) 26710594 sgs.china@sgs.com

H-field probes:

$$H_i = (V_i)^{1/2} \cdot (a_{i0} + a_{i1}f + a_{i2}f^2) / f$$

With V_i = compensated signal of channel i ($i = x, y, z$)

Normi = sensor sensitivity of channel i ($i = x, y, z$)
[mV/(V/m)²] for E-field Probes

ConvF = sensitivity enhancement in solution

a_{ij} = sensor sensitivity factors for H-field probes

f = carrier frequency [GHz]

E_i = electric field strength of channel i in V/m

H_i = magnetic field strength of channel i in A/m

The RSS value of the field components gives the total field strength (Hermitian magnitude):

$$E_{tot} = (E_x^2 + E_y^2 + E_z^2)^{1/2}$$

The primary field data are used to calculate the derived field units.

$$SAR = (E_{tot}^2 \cdot \sigma) / (\epsilon \cdot 1000)$$

with SAR = local specific absorption rate in mW/g

E_{tot} = total field strength in V/m

σ = conductivity in [mho/m] or [Siemens/m]

ϵ = equivalent tissue density in g/cm³

Note that the density is normally set to 1 (or 1.06), to account for actual brain density rather than the density of the simulation liquid. The power flow density is calculated assuming the excitation field to be a free space field.

$$P_{pwe} = E_{tot}^2 / 3770 \text{ or } P_{pwe} = H_{tot}^2 \cdot 37.7$$

with P_{pwe} = equivalent power density of a plane wave in mW/cm²

E_{tot} = total electric field strength in V/m

H_{tot} = total magnetic field strength in A/m



Unless otherwise agreed in writing, this document is issued by the Company subject to its General Conditions of Service printed overleaf, available on request or accessible at <http://www.sgs.com/en/Terms-and-Conditions.aspx> and, for electronic format documents, subject to Terms and Conditions for Electronic Documents at <http://www.sgs.com/en/Terms-and-Conditions/Terms-e-Documents.aspx>. Attention is drawn to the limitation of liability, indemnification and jurisdiction issues defined therein. Any holder of this document is advised that information contained hereon reflects the Company's findings at the time of its intervention only and within the limits of Client's instructions, if any. The Company's sole responsibility is to its Client and this document does not exonerate parties to a transaction from exercising all their rights and obligations under the transaction documents. This document cannot be reproduced except in full, without prior written approval of the Company. Any unauthorized alteration, forgery or falsification of the content or appearance of this document is unlawful and offenders may be prosecuted to the fullest extent of the law. Unless otherwise stated the results shown in this test report refer only to the sample(s) tested and such sample(s) are retained for 30 days only.

Attention: To check the authenticity of testing /inspection report & certificate, please contact us at telephone: (86-755) 8307 1443, or email: CN.Doccheck@sgs.com

SGS-CSTC Standards Technical Services Co., Ltd.
Shenzhen Branch, CSTC (China) SPC Laboratory

No.1 Workshop, M-10, Middle Section, Science & Technology Park, Shenzhen, China 518057
中国·深圳·科技园中区M-10栋一号厂房

t (86-755) 26012053 f (86-755) 26710594
t (86-755) 26012053 f (86-755) 26710594

www.sgsgroup.com.cn
sgs.china@sgs.com

4 SAR measurement variability and uncertainty

4.1 SAR measurement variability

Per KDB865664 D01 SAR measurement 100 MHz to 6 GHz v01r04, SAR measurement variability must be assessed for each frequency band, which is determined by the SAR probe calibration point and tissue-equivalent medium used for the device measurements. The additional measurements are repeated after the completion of all measurements requiring the same head or body tissue-equivalent medium in a frequency band. The test device should be returned to ambient conditions (normal room temperature) with the battery fully charged before it is re-mounted on the device holder for the repeated measurement(s) to minimize any unexpected variations in the repeated results.

- 1) Repeated measurement is not required when the original highest measured SAR is < 0.80 W/kg; steps 2) through 4) do not apply.
 - 2) When the original highest measured SAR is ≥ 0.80 W/kg, repeat that measurement once.
 - 3) Perform a second repeated measurement only if the ratio of largest to smallest SAR for the original and first repeated measurements is > 1.20 or when the original or repeated measurement is ≥ 1.45 W/kg ($\sim 10\%$ from the 1-g SAR limit).
 - 4) Perform a third repeated measurement only if the original, first or second repeated measurement is ≥ 1.5 W/kg and the ratio of largest to smallest SAR for the original, first and second repeated measurements is > 1.20 .
- The same procedures should be adapted for measurements according to extremity and occupational exposure limits by applying a factor of 2.5 for extremity exposure and a factor of 5 for occupational exposure to the corresponding SAR thresholds.

4.2 SAR measurement uncertainty

Per KDB865664 D01 SAR Measurement 100 MHz to 6 GHz, when the highest measured 1-g SAR within a frequency band is < 1.5 W/kg, the extensive SAR measurement uncertainty analysis described in IEEE Std 1528-2013 is not required in SAR reports submitted for equipment approval. The equivalent ratio (1.5/1.6) is applied to extremity and occupational exposure conditions.



Unless otherwise agreed in writing, this document is issued by the Company subject to its General Conditions of Service printed overleaf, available on request or accessible at <http://www.sgs.com/en/Terms-and-Conditions.aspx> and, for electronic format documents, subject to Terms and Conditions for Electronic Documents at <http://www.sgs.com/en/Terms-and-Conditions/Terms-e-Document.aspx>. Attention is drawn to the limitation of liability, indemnification and jurisdiction issues defined therein. Any holder of this document is advised that information contained hereon reflects the Company's findings at the time of its intervention only and within the limits of Client's instructions, if any. The Company's sole responsibility is to its Client and this document does not exonerate parties to a transaction from exercising all their rights and obligations under the transaction documents. This document cannot be reproduced except in full, without prior written approval of the Company. Any unauthorized alteration, forgery or falsification of the content or appearance of this document is unlawful and offenders may be prosecuted to the fullest extent of the law. Unless otherwise stated the results shown in this test report refer only to the sample(s) tested and such sample(s) are retained for 30 days only.

Attention: To check the authenticity of testing / inspection report & certificate, please contact us at telephone: (86-755) 8307 1443, or email: CN.Doccheck@sgs.com

5 Description of Test Position


5.1 Head Exposure Condition

5.1.1 SAM Phantom Shape

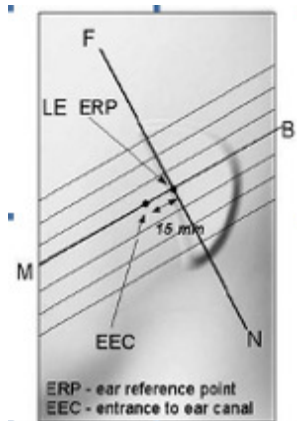


F-3. Front, back, and side views of SAM (model for the phantom shell). Full-head model is for illustration purposes only-procedures in this recommended practice are intended primarily for the phantom setup.

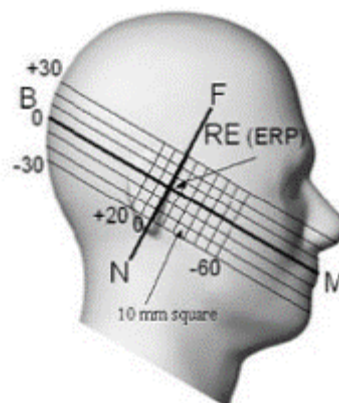
Note: The centre strip including the nose region has a different thickness tolerance.



F-4. Sagittally bisected phantom with extended perimeter (shown placed on its side as used for SAR measurements)

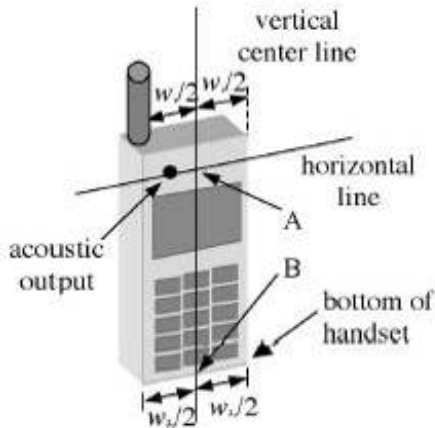


F-5. Close-up side view of phantom, showing the ear region, N-F and B-M lines, and seven cross-sectional plane locations

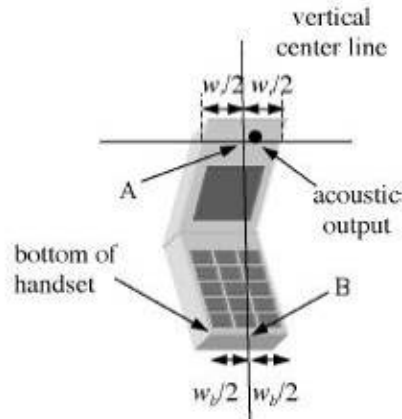


F-6. Side view of the phantom showing relevant markings and seven cross-sectional plane locations

5.1.2 EUT constructions



F-7. Handset vertical and horizontal reference lines—"fixed case"



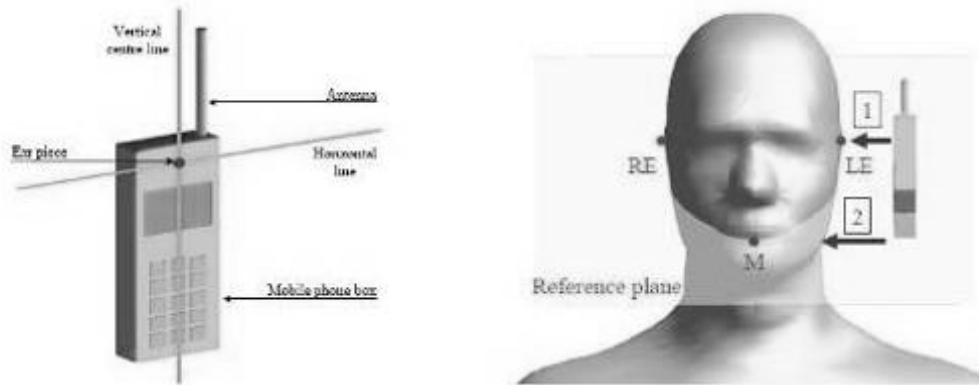
F-8. Handset vertical and horizontal reference lines—"clam-shell case"

5.1.3 Definition of the "cheek" position

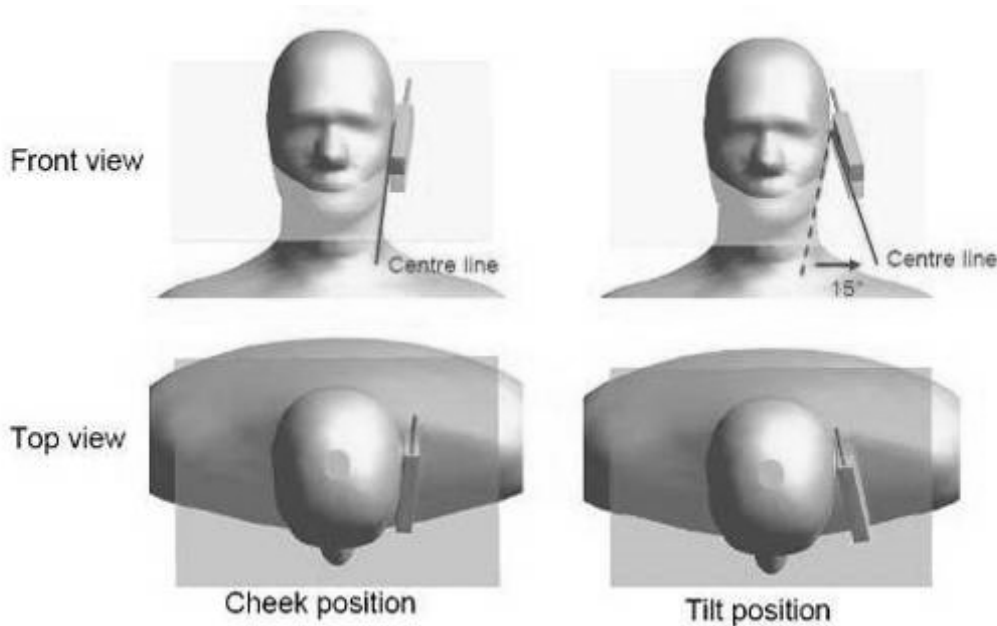
- Position the device with the vertical centre line of the body of the device and the horizontal line crossing the centre of the ear piece in a plane parallel to the sagittal plane of the phantom ("initial position"). While maintaining the device in this plane, align the vertical centre line with the reference plane containing the three ear and mouth reference points (M, RE and LE) and align the centre of the ear piece with the line RE-LE.
- Translate the mobile phone box towards the phantom with the ear piece aligned with the line LE-RE until telephone touches the ear. While maintaining the device in the reference plane and maintaining the phone contact with the ear, move the bottom of the box until any point on the front side is in contact with the cheek of the phantom or until contact with the ear is lost.

5.1.4 Definition of the “tilted” position

- Position the device in the “cheek” position described above;
- While maintaining the device in the reference plane described above and pivoting against the ear, move it outward away from the mouth by an angle of 15 degrees or until contact with the ear is lost.



F-9. Definition of the reference lines and points, on the phone and on the phantom and initial position



F-10. “Cheek” and “tilt” positions of the mobile phone on the left side

5.2 Body Exposure Condition

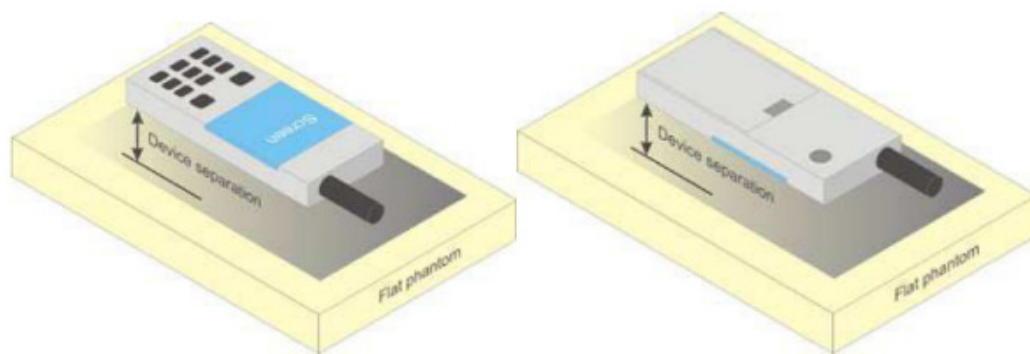
5.2.1 Body-worn accessory exposure conditions

Body-worn operating configurations should be tested with the belt-clips and holsters attached to the device and positioned against a flat phantom in normal use configurations.

Body-worn operating configurations are tested with the belt-clips and holsters attached to the device and positioned against a flat phantom in a normal use configuration. Per FCC KDB Publication 648474 D04, Body-worn accessory exposure is typically related to voice mode operations when handsets are carried in body-worn accessories. The body-worn accessory procedures in FCC KDB Publication 447498 D01 should be used to test for body-worn accessory SAR compliance, without a headset connected to it. This enables the test results for such configuration to be compatible with that required for hotspot mode when the body-worn accessory test separation distance is greater than or equal to that required for hotspot mode, when applicable. When the reported SAR for a body-worn accessory, measured without a headset connected to the handset, is $> 1.2 \text{ W/kg}$, the highest reported SAR configuration for that wireless mode and frequency band should be repeated for that body-worn accessory with a headset attached to the handset.

Accessories for Body-worn operation configurations are divided into two categories: those that do not contain metallic components and those that do contain metallic components. When multiple accessories that do not contain metallic components are supplied with the device, the device is tested with only the accessory that dictates the closest spacing to the body. Then multiple accessories that contain metallic components are tested with the device with each accessory. If multiple accessories share an identical metallic component (i.e. the same metallic belt-clip used with different holsters with no other metallic components) only the accessory that dictates the closest spacing to the body is tested.

Body-worn accessories may not always be supplied or available as options for some devices intended to be authorized for body-worn use. In this case, a test configuration with a separation distance between the back of the device and the flat phantom is used. Test position spacing was documented. Transmitters that are designed to operate in front of a person's face, as in push-to-talk configurations, are tested for SAR compliance with the front of the device positioned to face the flat phantom in head fluid. For devices that are carried next to the body such as a shoulder, waist or chest-worn transmitters, SAR compliance is tested with the accessories, including headsets and microphones, attached to the device and positioned against a flat phantom in a normal use configuration.



F-11. Test positions for body-worn devices



5.2.2 Wireless Router exposure conditions

Some battery-operated handsets have the capability to transmit and receive user data through simultaneous transmission of WIFI simultaneously with a separate licensed transmitter. The FCC has provided guidance in FCC KDB Publication 941225 D06 where SAR test considerations for handsets ($L \times W \geq 9 \text{ cm} \times 5 \text{ cm}$) are based on a composite test separation distance of 10 mm from the front, back and edges of the device containing transmitting antennas within 2.5 cm of their edges, determined from general mixed use conditions for this type of devices. For devices with form factors smaller than $9 \text{ cm} \times 5 \text{ cm}$, a test separation distance of 5 mm is required. Although this handset $L \times W$ is $\geq 9 \text{ cm} \times 5 \text{ cm}$, a test separation distance of 5 mm is form client.

5.3 Extremity exposure conditions

Per FCC KDB 648474D04, for smart phones with a display diagonal dimension $> 15.0 \text{ cm}$ or an overall diagonal dimension $> 16.0 \text{ cm}$ that provide similar mobile web access and multimedia support found in mini-tablets or UMPC mini-tablets that support voice calls next to the ear, the device is marketed as "Phablet".

The UMPC mini-tablet procedures must also be applied to test the SAR of all surfaces and edges with an antenna located at $\leq 25 \text{ mm}$ from that surface or edge, in direct contact with a flat phantom, for Product Specific 10-g SAR according to the body-equivalent tissue dielectric parameters in KDB 865664 to address interactive hand use exposure conditions. The UMPC mini-tablet 1-g SAR at 5 mm is not required. When hotspot mode applies, Product Specific 10-g SAR is required only for the surfaces and edges with hotspot mode 1-g reported SAR $> 1.2 \text{ W/kg}$; however, when power reduction applies to hotspot mode the measured SAR must be scaled to the maximum output power, including tolerance, allowed for phablet modes to compare with the 1.2 W/kg SAR test reduction threshold.

Due to the SAR result, 1900&WCDMA Band II/IV<E Band 2/4/5/7/26/38 need to test with 0mm for the Product Specific 10 g SAR, the others are not required.



Unless otherwise agreed in writing, this document is issued by the Company subject to its General Conditions of Service printed overleaf, available on request or accessible at <http://www.sgs.com/en/Terms-and-Conditions.aspx> and, for electronic format documents, subject to Terms and Conditions for Electronic Documents at <http://www.sgs.com/en/Terms-and-Conditions/Terms-e-Documents.aspx>. Attention is drawn to the limitation of liability, indemnification and jurisdiction issues defined therein. Any holder of this document is advised that information contained hereon reflects the Company's findings at the time of its intervention only and within the limits of Client's instructions, if any. The Company's sole responsibility is to its Client and this document does not exonerate parties to a transaction from exercising all their rights and obligations under the transaction documents. This document cannot be reproduced except in full, without prior written approval of the Company. Any unauthorized alteration, forgery or falsification of the content or appearance of this document is unlawful and offenders may be prosecuted to the fullest extent of the law. Unless otherwise stated the results shown in this test report refer only to the sample(s) tested and such sample(s) are retained for 30 days only.

Attention: To check the authenticity of testing /inspection report & certificate, please contact us at telephone: (86-755) 8307 1443, or email: CN.Doccheck@sgs.com

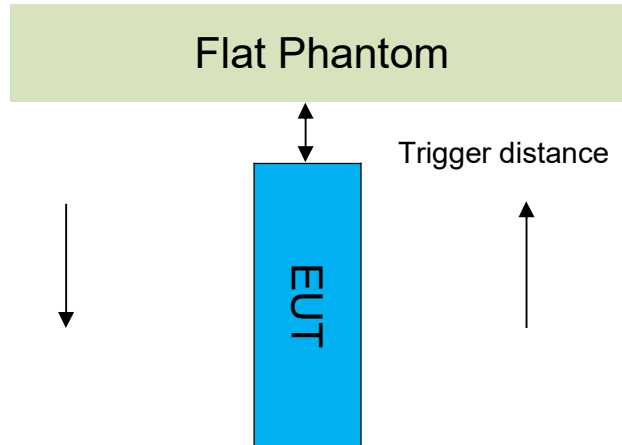
SGS-CSTC Standards Technical Services Co., Ltd.
Shenzhen Branch, Testing Center, EMC Laboratory

No.1 Workshop, M-10, Middle Section, Science & Technology Park, Shenzhen, China 518057 t (86-755) 26012053 f (86-755) 26710594 www.ssgroup.com.cn
中国·深圳·科技园中区M-10栋一号厂房 邮编: 518057 t (86-755) 26012053 f (86-755) 26710594 sgs.china@sgs.com

5.4 Proximity Sensor Triggering Test

1) Proximity sensor triggering distances:

The Proximity sensor triggering was applied to GSM1900, WCDMA Band II/IV, LTE B2/4/7. Proximity sensor triggering distance testing was performed according to the procedures outlined in KDB 616217 D04 section 6.2, and EUT moving further away from the flat phantom and EUT moving toward the flat phantom were both assessed.



Proximity Sensor Triggering Distance(mm)					
Position	Front side	Back side	Left side	Right side	Bottom side
Minimum(for 5mm)	11	18	8	12	14
Required SAR Test	10	17	7	11	13
Minimum(for 0mm)	5	7	5	6	8
Required SAR Test	4	6	4	5	7

Band	Sensor Trigger Distance	Power reduction (dB)	Sensor Trigger Distance	Power reduction (dB)
GSM1900	Front side: 11mm	3.0	Front side: 5mm	0
	Back side: 18mm		Back side: 7mm	
	Right side: 12mm		Right side: 6mm	
	Bottom side: 14mm		Bottom side: 8mm	
WCDMA Band II	Front side: 11mm	6.0	Front side: 5mm	2.5
	Back side: 18mm		Back side: 7mm	
	Right side: 12mm		Right side: 6mm	
	Bottom side: 14mm		Bottom side: 8mm	
WCDMA Band IV	Front side: 11mm	5.0	Front side: 5mm	2.5
	Back side: 18mm		Back side: 7mm	
	Right side: 12mm		Right side: 6mm	
	Bottom side: 14mm		Bottom side: 8mm	
LTE Band 2	Front side: 11mm	5.5	Front side: 5mm	2.5
	Back side: 18mm		Back side: 7mm	
	Right side: 12mm		Right side: 6mm	
	Bottom side: 14mm		Bottom side: 8mm	
LTE Band 4	Front side: 11mm	5.0	Front side: 5mm	2.5
	Back side: 18mm		Back side: 7mm	
	Right side: 12mm		Right side: 6mm	
	Bottom side: 14mm		Bottom side: 8mm	
LTE Band 7	Front side: 11mm	3.0	Front side: 5mm	2.0
	Back side: 18mm		Back side: 7mm	
	Left side: 8mm		Left side: 5mm	
	Bottom side: 14mm		Bottom side: 8mm	

Note: SAR tests with proximity sensor power reduction are only required for the sides of frequency bands in the table above. For the other sides or other frequency bands of the device, SAR is still tested at the maximum power level with sensor off.



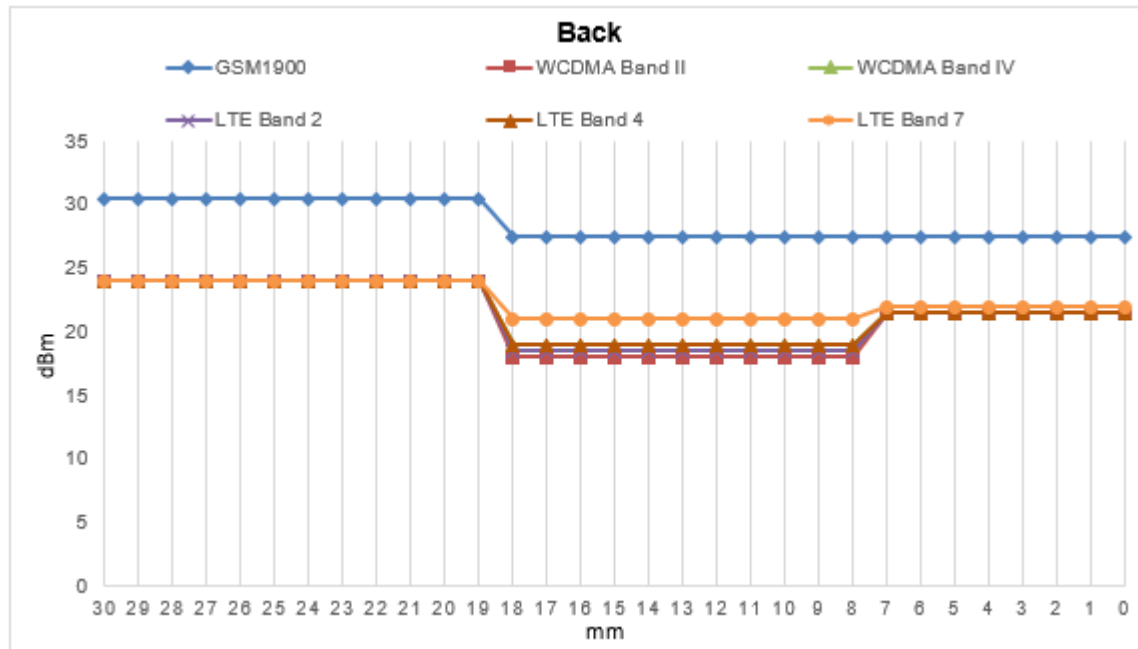
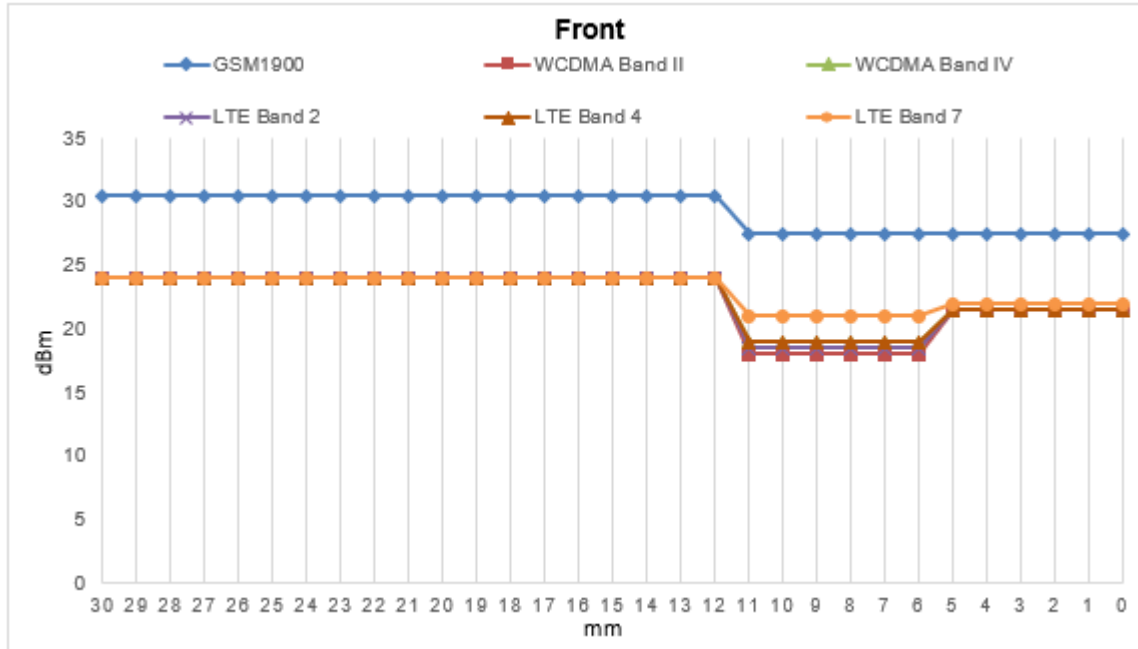
Unless otherwise agreed in writing, this document is issued by the Company subject to its General Conditions of Service printed overleaf, available on request or accessible at <http://www.sgs.com/en/Terms-and-Conditions.aspx> and, for electronic format documents, subject to Terms and Conditions for Electronic Documents at <http://www.sgs.com/en/Terms-and-Conditions/Terms-e-Documents.aspx>. Attention is drawn to the limitation of liability, indemnification and jurisdiction issues defined therein. Any holder of this document is advised that information contained hereon reflects the Company's findings at the time of its intervention only and within the limits of Client's instructions, if any. The Company's sole responsibility is to its Client and this document does not exonerate parties to a transaction from exercising all their rights and obligations under the transaction documents. This document cannot be reproduced except in full, without prior written approval of the Company. Any unauthorized alteration, forgery or falsification of the content or appearance of this document is unlawful and offenders may be prosecuted to the fullest extent of the law. Unless otherwise stated the results shown in this test report refer only to the sample(s) tested and such sample(s) are retained for 30 days only.

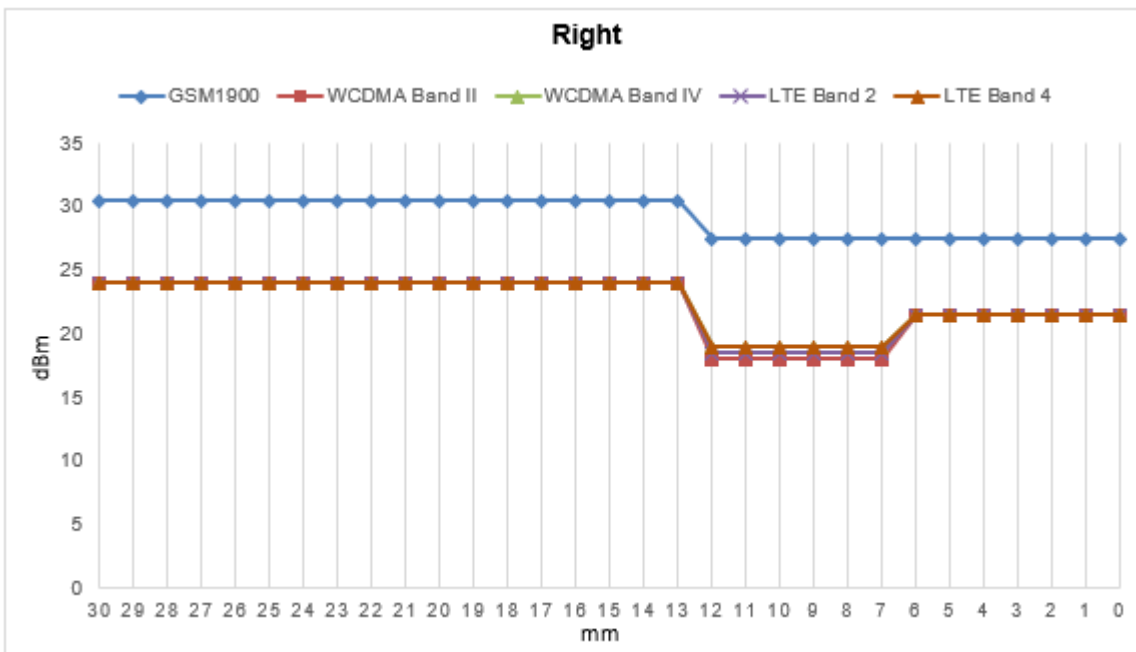
Attention: To check the authenticity of testing /inspection report & certificate, please contact us at telephone: (86-755) 8307 1443, or email: CN.Doccheck@sgs.com

SGS-CSTC Standards Technical Services Co., Ltd.
Shenzhen Branch, Testing Center, EMC Laboratory

No.1 Workshop, M-10, Middle Section, Science & Technology Park, Shenzhen, China 518057 t (86-755) 26012053 f (86-755) 26710594 www.sgsgroup.com.cn
中国·深圳·科技园中区M-10栋一号厂房 邮编: 518057 t (86-755) 26012053 f (86-755) 26710594 sgs.china@sgs.com

● DUT Moving Toward(Trigger)the Phantom



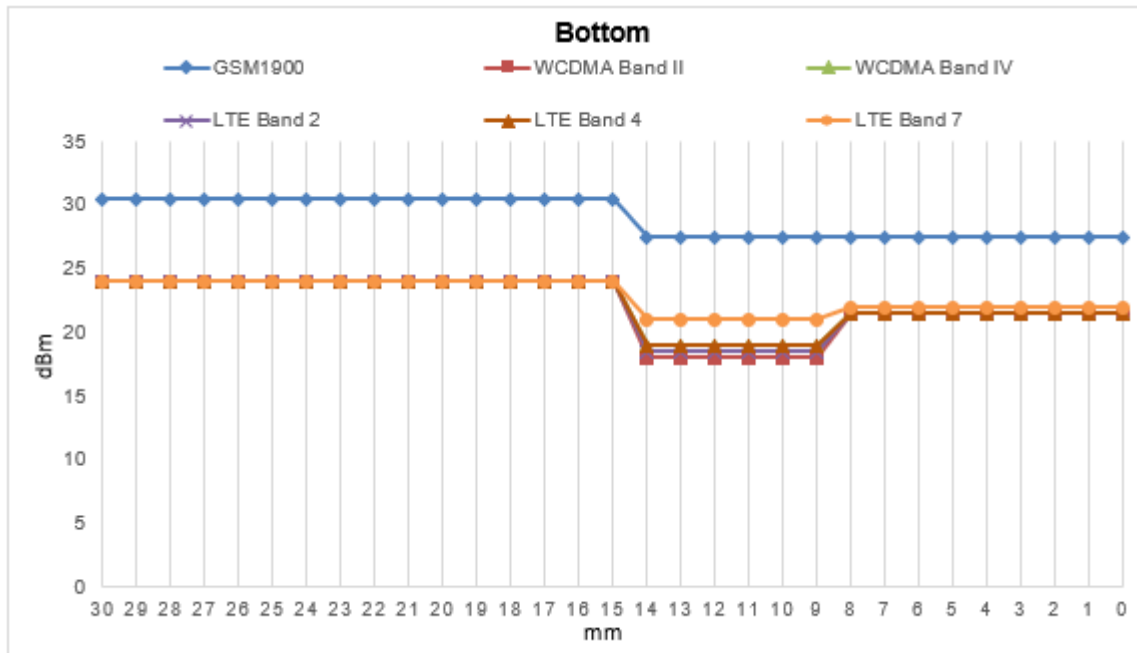


Unless otherwise agreed in writing, this document is issued by the Company subject to its General Conditions of Service printed overleaf, available on request or accessible at <http://www.sgs.com/en/Terms-and-Conditions.aspx> and, for electronic format documents, subject to Terms and Conditions for Electronic Documents at <http://www.sgs.com/en/Terms-and-Conditions/Terms-e-Document.aspx>. Attention is drawn to the limitation of liability, indemnification and jurisdiction issues defined therein. Any holder of this document is advised that information contained hereon reflects the Company's findings at the time of its intervention only and within the limits of Client's instructions, if any. The Company's sole responsibility is to its Client and this document does not exonerate parties to a transaction from exercising all their rights and obligations under the transaction documents. This document cannot be reproduced except in full, without prior written approval of the Company. Any unauthorized alteration, forgery or falsification of the content or appearance of this document is unlawful and offenders may be prosecuted to the fullest extent of the law. Unless otherwise stated the results shown in this test report refer only to the sample(s) tested and such sample(s) are retained for 30 days only.

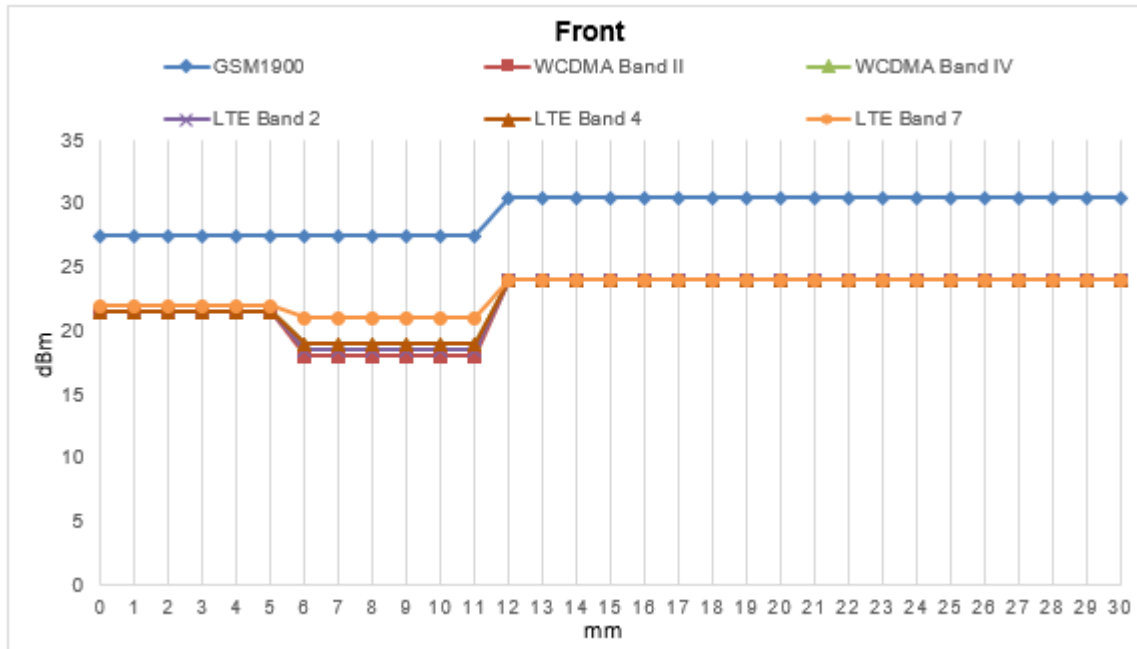
Attention: To check the authenticity of testing /inspection report & certificate, please contact us at telephone: (86-755) 8307 1443, or email: CN.Doccheck@sgs.com

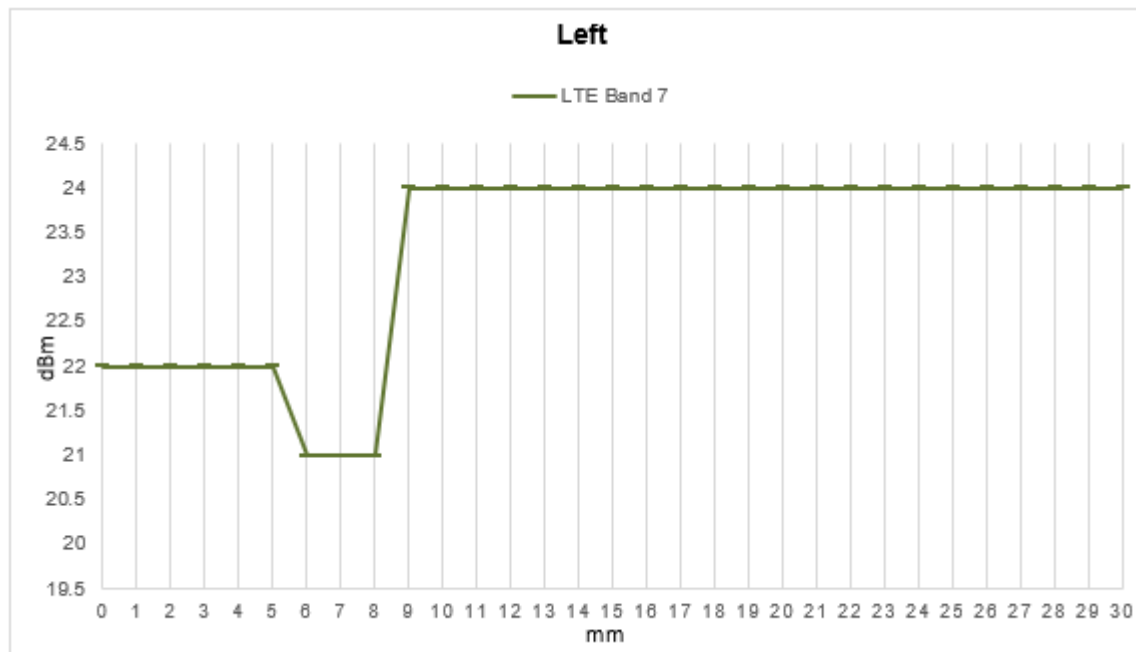
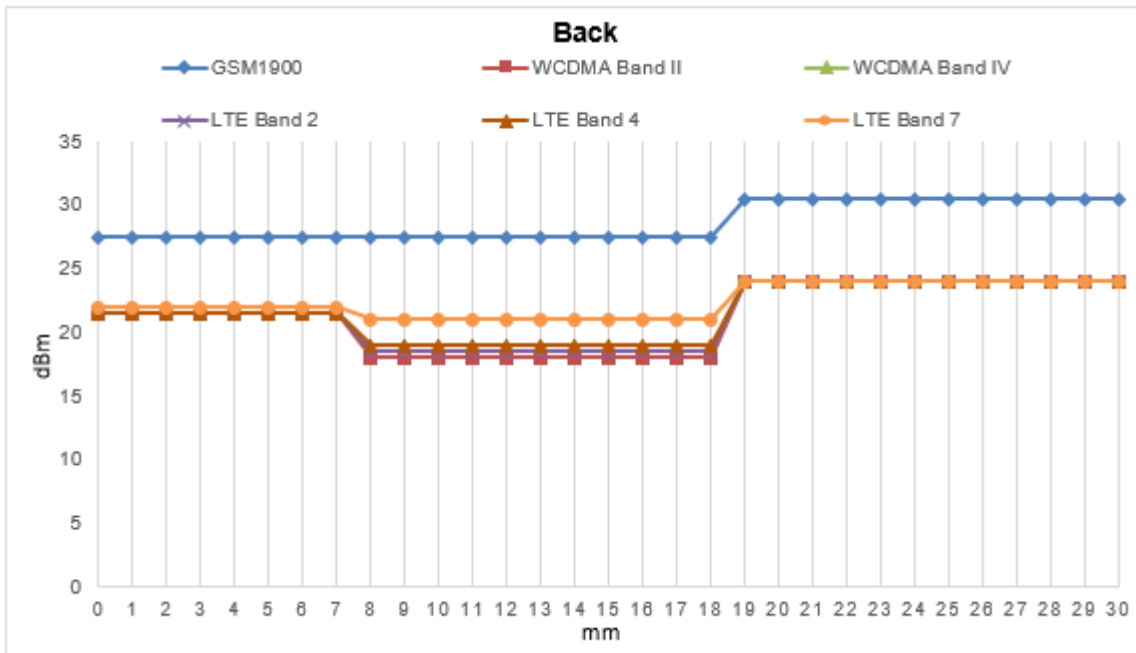
SGS-CSTC Standards Technical Services Co., Ltd.
 Shenzhen Branch, Inspection & Testing Services Laboratory

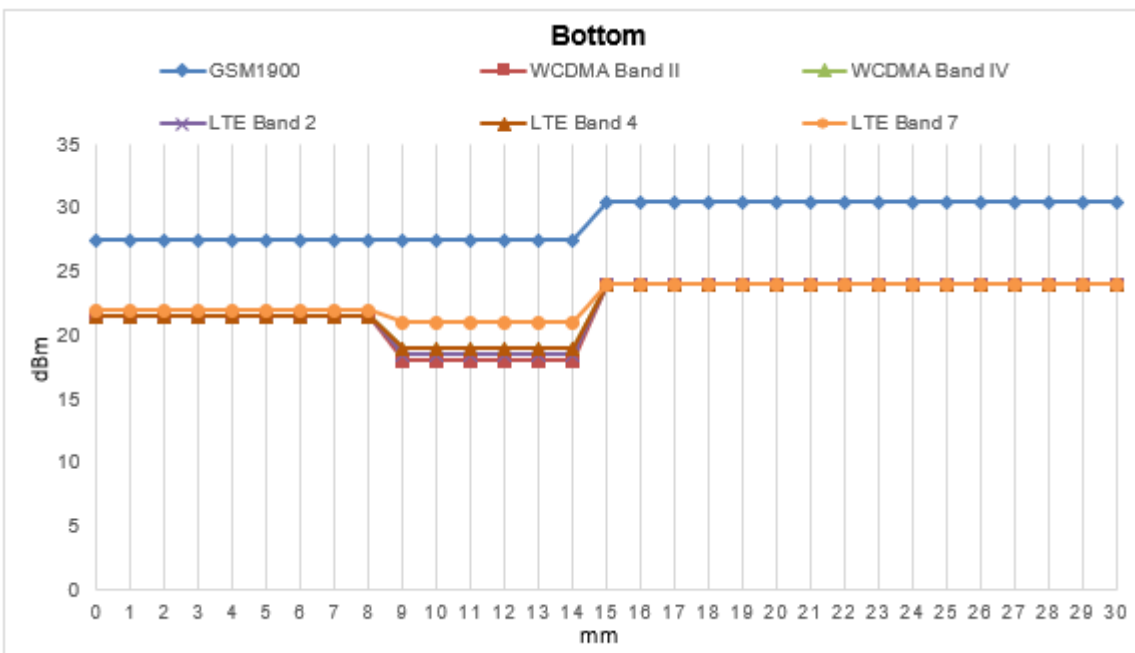
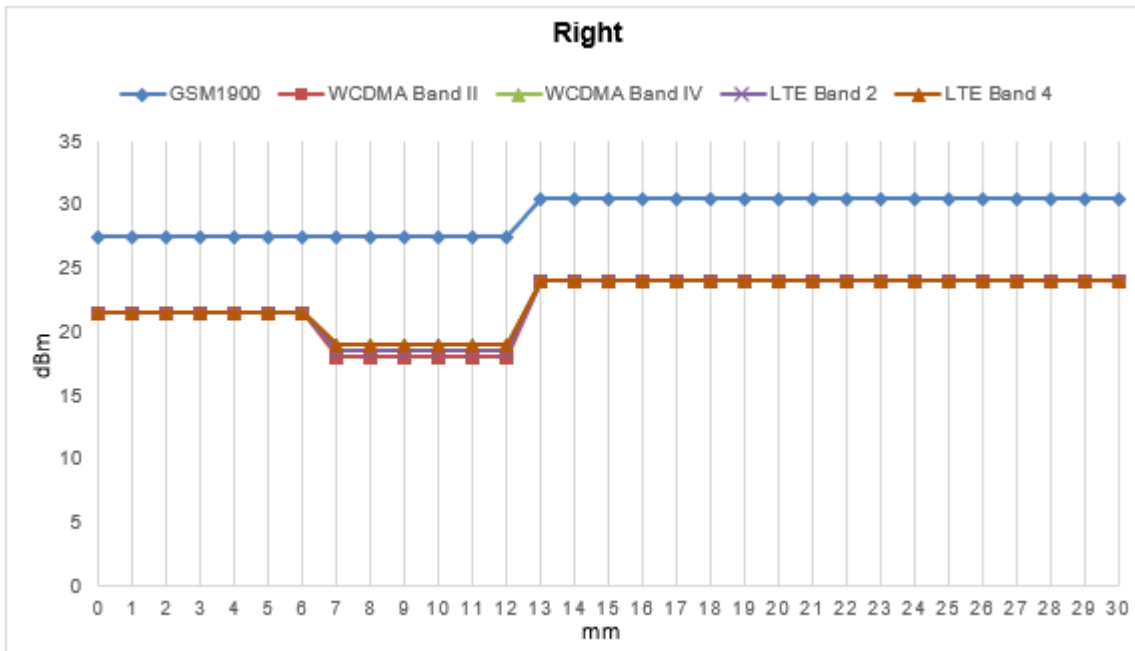
No.1 Workshop, M-10, Middle Section, Science & Technology Park, Shenzhen, China 518057 t (86-755) 26012053 f (86-755) 26710594 www.sgsgroup.com.cn
 中国·深圳·科技园中区M-10栋一号厂房 邮编: 518057 t (86-755) 26012053 f (86-755) 26710594 sgs.china@sgs.com



● DUT Moving Away(Release) from the Phantom







2) Proximity sensor coverage

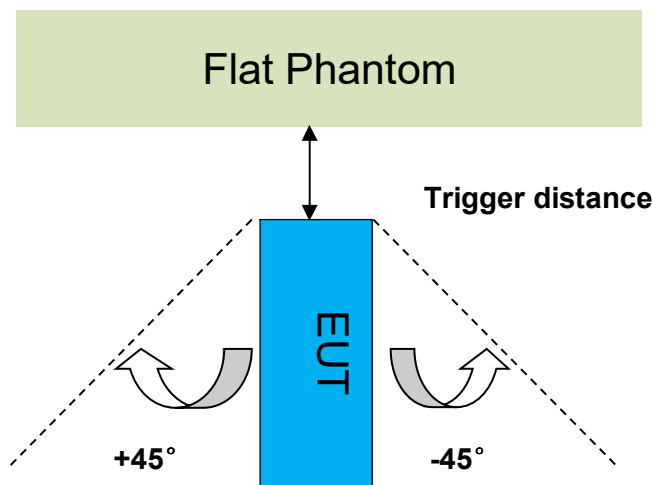
If a sensor is spatially offset from the antenna(s), it is necessary to verify sensor triggering for conditions where the antenna is next to the user but the sensor is laterally further away to ensure sensor coverage is sufficient for reducing the power to maintain compliance. For p-sensor coverage testing, the device is moved and “along the direction of maximum antenna and sensor offset”.

The proximity sensor and main antenna use same metallic electrode, so there is no spatial offset.

3) Device tilt angle influences to proximity sensor triggering

The influence of device tilt angles to proximity sensor triggering was determined by positioning each tablet edge that contains a transmitting antenna, perpendicular to the flat phantom, at 16mm separation.

Rotating the tablet around the edge next to the phantom in $\leq 10^\circ$ increments until the tablet is $\pm 45^\circ$ from the vertical position at 0° , and the maximum output power remains in the reduced mode.



Summary of Tablet Tilt Angle Influence to Proximity Sensor Triggering

Band (MHz)	Minimum trigger distance Per KDB616217§6.2	Minimum trigger distance at which power reduction was maintained over ±45°	Power Reduction Status											
			-45°	-35°	-25°	-15°	-5°	0°	5°	15°	25°	35°	45°	
GSM1900	Bottom side:14mm, 8mm	Bottom side:14mm, 8mm	on	on	on	on	on	on	on	on	on	on	on	
WCDMA Band II	Bottom side:14mm, 8mm	Bottom side:14mm, 8mm	on	on	on	on	on	on	on	on	on	on	on	
WCDMA Band IV	Bottom side:14mm, 8mm	Bottom side:14mm, 8mm	on	on	on	on	on	on	on	on	on	on	on	
LTE Band 2	Bottom side:14mm, 8mm	Bottom side:14mm, 8mm	on	on	on	on	on	on	on	on	on	on	on	
LTE Band 4	Bottom side:14mm, 8mm	Bottom side:14mm, 8mm	on	on	on	on	on	on	on	on	on	on	on	
LTE Band 7	Bottom side:14mm, 8mm	Bottom side:14mm, 8mm	on	on	on	on	on	on	on	on	on	on	on	



Unless otherwise agreed in writing, this document is issued by the Company subject to its General Conditions of Service printed overleaf, available on request or accessible at <http://www.sgs.com/en/Terms-and-Conditions.aspx> and, for electronic format documents, subject to Terms and Conditions for Electronic Documents at <http://www.sgs.com/en/Terms-and-Conditions/Terms-e-Documents.aspx>. Attention is drawn to the limitation of liability, indemnification and jurisdiction issues defined therein. Any holder of this document is advised that information contained hereon reflects the Company's findings at the time of its intervention only and within the limits of Client's instructions, if any. The Company's sole responsibility is to its Client and this document does not exonerate parties to a transaction from exercising all their rights and obligations under the transaction documents. This document cannot be reproduced except in full, without prior written approval of the Company. Any unauthorized alteration, forgery or falsification of the content or appearance of this document is unlawful and offenders may be prosecuted to the fullest extent of the law. Unless otherwise stated the results shown in this test report refer only to the sample(s) tested and such sample(s) are retained for 30 days only.

Attention: To check the authenticity of testing / inspection report & certificate, please contact us at telephone: (86-755) 8307 1443, or email: CN.Doccheck@sgs.com

6 SAR System Verification Procedure

6.1 Tissue Simulate Liquid

6.1.1 Recipes for Tissue Simulate Liquid

The following tables give the recipes for tissue simulating liquids to be used in different frequency bands:

Ingredients (% by weight)	Frequency (MHz)				
	450	700-900	1750-2000	2300-2500	2500-2700
Water	38.56	40.30	55.24	55.00	54.92
Salt (NaCl)	3.95	1.38	0.31	0.2	0.23
Sucrose	56.32	57.90	0	0	0
HEC	0.98	0.24	0	0	0
Bactericide	0.19	0.18	0	0	0
Tween	0	0	44.45	44.80	44.85
Salt: 99+% Pure Sodium Chloride Water: De-ionized, 16 MΩ ⁺ resistivity Tween: Polyoxyethylene (20) sorbitan monolaurate Sucrose: 98+% Pure Sucrose HEC: Hydroxyethyl Cellulose					
HSL5GHz is composed of the following ingredients: Water: 50-65% Mineral oil: 10-30% Emulsifiers: 8-25% Sodium salt: 0-1.5%					

Table 3: Recipe of Tissue Simulate Liquid



Unless otherwise agreed in writing, this document is issued by the Company subject to its General Conditions of Service printed overleaf, available on request or accessible at <http://www.sgs.com/en/Terms-and-Conditions.aspx> and, for electronic format documents, subject to Terms and Conditions for Electronic Documents at <http://www.sgs.com/en/Terms-and-Conditions/Terms-e-Documents.aspx>. Attention is drawn to the limitation of liability, indemnification and jurisdiction issues defined therein. Any holder of this document is advised that information contained hereon reflects the Company's findings at the time of its intervention only and within the limits of Client's instructions, if any. The Company's sole responsibility is to its Client and this document does not exonerate parties to a transaction from exercising all their rights and obligations under the transaction documents. This document cannot be reproduced except in full, without prior written approval of the Company. Any unauthorized alteration, forgery or falsification of the content or appearance of this document is unlawful and offenders may be prosecuted to the fullest extent of the law. Unless otherwise stated the results shown in this test report refer only to the sample(s) tested and such sample(s) are retained for 30 days only.

Attention: To check the authenticity of testing /inspection report & certificate, please contact us at telephone: (86-755) 8307 1443, or email: CN.Doccheck@sgs.com

6.1.2 Measurement for Tissue Simulate Liquid

The dielectric properties for this Tissue Simulate Liquids were measured by using the Agilent Model 85070E Dielectric Probe in conjunction with Agilent E5071C Network Analyzer (300 KHz-8500 MHz). The Conductivity (σ) and Permittivity (ρ) are listed in bellow table. For the SAR measurement given in this report. The temperature variation of the Tissue Simulate Liquids was $22 \pm 2^\circ\text{C}$.

Tissue Type	Measured Frequency (MHz)	Target Tissue ($\pm 5\%$)		Measured Tissue		Liquid Temp. ($^\circ\text{C}$)	Measured Date
		ϵ_r	$\sigma(\text{S/m})$	ϵ_r	$\sigma(\text{S/m})$		
835 Head	835	41.5 (39.43~43.58)	0.90 (0.86~0.95)	42.479	0.932	22.1	2020/10/17
1750 Head	1750	40.1 (38.10~42.11)	1.37 (1.30~1.44)	40.419	1.345	22.3	2020/10/20
1900 Head	1900	40.0 (38.00~42.00)	1.40 (1.33~1.47)	40.321	1.416	22.3	2020/10/19
2600 Head	2600	39.0 (37.05~40.95)	1.96 (1.86~2.06)	39.388	2.000	22.1	2020/10/28

Table 4: Measurement result of Tissue electric parameters

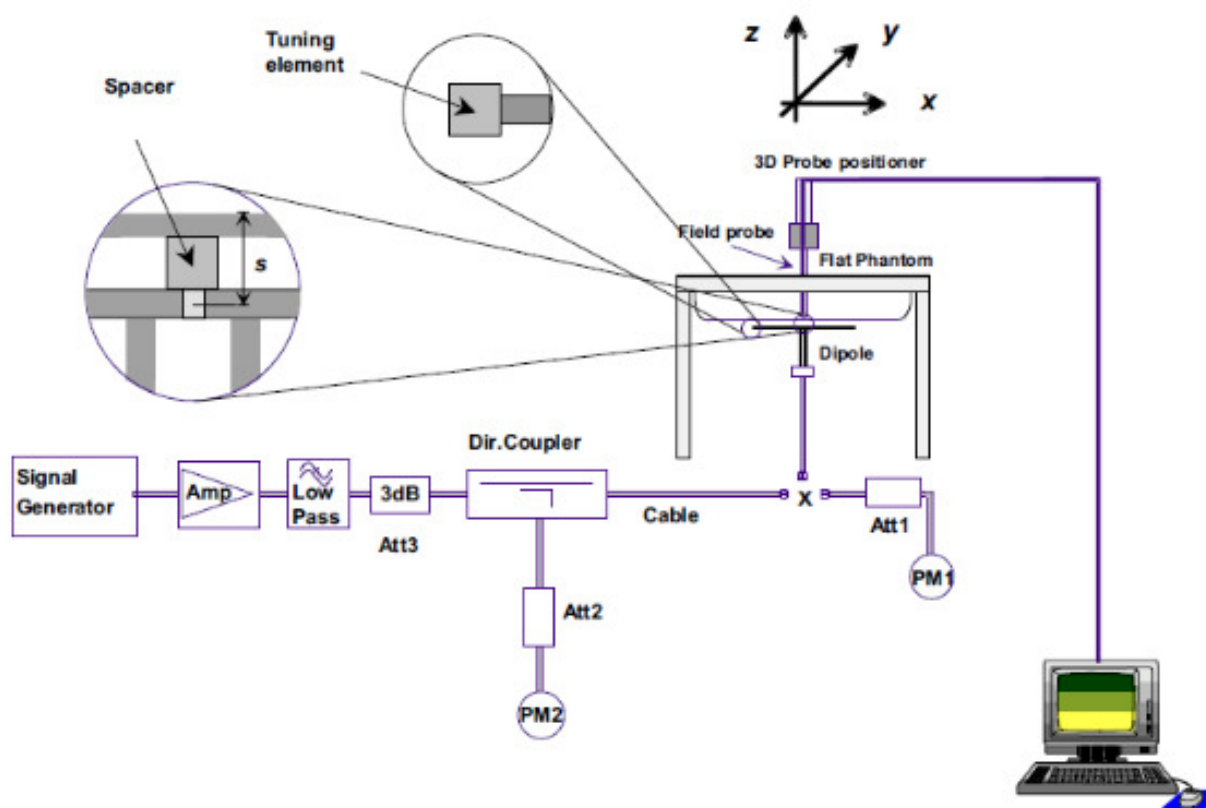


Unless otherwise agreed in writing, this document is issued by the Company subject to its General Conditions of Service printed overleaf, available on request or accessible at <http://www.sgs.com/en/Terms-and-Conditions.aspx> and, for electronic format documents, subject to Terms and Conditions for Electronic Documents at <http://www.sgs.com/en/Terms-and-Conditions/Terms-e-Documents.aspx>. Attention is drawn to the limitation of liability, indemnification and jurisdiction issues defined therein. Any holder of this document is advised that information contained hereon reflects the Company's findings at the time of its intervention only and within the limits of Client's instructions, if any. The Company's sole responsibility is to its Client and this document does not exonerate parties to a transaction from exercising all their rights and obligations under the transaction documents. This document cannot be reproduced except in full, without prior written approval of the Company. Any unauthorized alteration, forgery or falsification of the content or appearance of this document is unlawful and offenders may be prosecuted to the fullest extent of the law. Unless otherwise stated the results shown in this test report refer only to the sample(s) tested and such sample(s) are retained for 30 days only.

Attention: To check the authenticity of testing /inspection report & certificate, please contact us at telephone: (86-755) 8307 1443, or email: CN.Doccheck@sgs.com
No.1 Workshop, M-10, Middle Section, Science & Technology Park, Shenzhen, China 518057 t (86-755) 26012053 f (86-755) 26710594 www.sgsgroup.com.cn
中国·深圳·科技园中区M-10栋一号厂房 邮编: 518057 t (86-755) 26012053 f (86-755) 26710594 sgs.china@sgs.com

6.2 SAR System Check

The microwave circuit arrangement for system Check is sketched in F-12. The daily system accuracy verification occurs within the flat section of the SAM phantom. A SAR measurement was performed to see if the measured SAR was within $\pm 10\%$ from the target SAR values. The tests were conducted on the same days as the measurement of the EUT. The obtained results from the system accuracy verification are displayed in the following table (A power level of 250mW (below 3GHz) or 100mW (3-6GHz) was input to the dipole antenna). During the tests, the ambient temperature of the laboratory was in the range $22\pm 2^{\circ}\text{C}$, the relative humidity was in the range 60% and the liquid depth above the ear reference points was above $15\pm 0.5\text{ cm}$ in all the cases. It is seen that the system is operating within its specification, as the results are within acceptable tolerance of the reference values.



F-12. the microwave circuit arrangement used for SAR system check

6.2.1 Justification for Extended SAR Dipole Calibrations

1) Referring to KDB865664 D01 requirements for dipole calibration, instead of the typical annual calibration recommended by measurement standards, longer calibration intervals of up to three years may be considered when it is demonstrated that the SAR target, impedance and return loss of a dipole have remain stable according to the following requirements. Each measured dipole is expected to evaluate with the following criteria at least on annual interval in Appendix C.

- a) There is no physical damage on the dipole;
- b) System check with specific dipole is within 10% of calibrated value;
- c) Return-loss is within 10% of calibrated measurement;
- d) Impedance is within 5Ω from the previous measurement.

2) Network analyzer probe calibration against air, distilled water and a shorting block performed before measuring liquid parameters.



Unless otherwise agreed in writing, this document is issued by the Company subject to its General Conditions of Service printed overleaf, available on request or accessible at <http://www.sgs.com/en/Terms-and-Conditions.aspx> and, for electronic format documents, subject to Terms and Conditions for Electronic Documents at <http://www.sgs.com/en/Terms-and-Conditions/Terms-e-Document.aspx>. Attention is drawn to the limitation of liability, indemnification and jurisdiction issues defined therein. Any holder of this document is advised that information contained hereon reflects the Company's findings at the time of its intervention only and within the limits of Client's instructions, if any. The Company's sole responsibility is to its Client and this document does not exonerate parties to a transaction from exercising all their rights and obligations under the transaction documents. This document cannot be reproduced except in full, without prior written approval of the Company. Any unauthorized alteration, forgery or falsification of the content or appearance of this document is unlawful and offenders may be prosecuted to the fullest extent of the law. Unless otherwise stated the results shown in this test report refer only to the sample(s) tested and such sample(s) are retained for 30 days only.

Attention: To check the authenticity of testing /inspection report & certificate, please contact us at telephone: (86-755) 8307 1443, or email: CN.Doccheck@sgs.com

6.2.2 Summary System Check Result(s)

Validation Kit		Measured SAR 250mW	Measured SAR 250mW	Measured SAR (normalized to 1W)	Measured SAR (normalized to 1W)	Target SAR (normalized to 1W) (±10%)	Target SAR (normalized to 1W) (±10%)	Liquid Temp. (°C)	Measured Date
		1g (W/kg)	10g (W/kg)	1g (W/kg)	10g (W/kg)	1-g(W/kg)	10-g(W/kg)		
D835V2	Head	2.40	1.58	9.60	6.32	9.64 (8.68~10.60)	6.29 (5.66~6.92)	22.1	2020/10/17
D1750V2	Head	8.94	4.80	35.76	19.20	36.3 (32.67~39.93)	19.2 (17.28~21.12)	22.3	2020/10/20
D1900V2	Head	10.50	5.43	42.00	21.72	39.3 (35.37~43.23)	20.2 (18.18~22.22)	22.3	2020/10/19
D2600V2	Head	14.20	6.26	56.80	25.04	56.8 (51.12~62.48)	24.9 (22.41~27.39)	22.1	2020/10/28

Table 5: SAR System Check Result

6.2.3 Detailed System Check Results

Please see the Appendix A



Unless otherwise agreed in writing, this document is issued by the Company subject to its General Conditions of Service printed overleaf, available on request or accessible at <http://www.sgs.com/en/Terms-and-Conditions.aspx> and, for electronic format documents, subject to Terms and Conditions for Electronic Documents at <http://www.sgs.com/en/Terms-and-Conditions/Terms-e-Document.aspx>. Attention is drawn to the limitation of liability, indemnification and jurisdiction issues defined therein. Any holder of this document is advised that information contained hereon reflects the Company's findings at the time of its intervention only and within the limits of Client's instructions, if any. The Company's sole responsibility is to its Client and this document does not exonerate parties to a transaction from exercising all their rights and obligations under the transaction documents. This document cannot be reproduced except in full, without prior written approval of the Company. Any unauthorized alteration, forgery or falsification of the content or appearance of this document is unlawful and offenders may be prosecuted to the fullest extent of the law. Unless otherwise stated the results shown in this test report refer only to the sample(s) tested and such sample(s) are retained for 30 days only.

Attention: To check the authenticity of testing /inspection report & certificate, please contact us at telephone: (86-755) 8307 1443, or email: CN.Doccheck@sgs.com

SGS-CSTC Standards Technical Services Co., Ltd.
Shenzhen Branch, Testing Center, EMC Laboratory

No.1 Workshop, M-10, Middle Section, Science & Technology Park, Shenzhen, China 518057 t (86-755) 26012053 f (86-755) 26710594 www.sgsgroup.com.cn
中国·深圳·科技园中区M-10栋一号厂房 邮编: 518057 t (86-755) 26012053 f (86-755) 26710594 sgs.china@sgs.com

7 Test Configuration

7.1 3G SAR Test Reduction Procedure

According to KDB 941225D01, in the following procedures, the mode tested for SAR is referred to as the primary mode. The equivalent modes considered for SAR test reduction are denoted as secondary modes. Both primary and secondary modes must be in the same frequency band. When the maximum output power and tune-up tolerance specified for production units in a secondary mode is $\leq \frac{1}{4}$ dB higher than the primary mode or when the highest reported SAR of the primary mode is scaled by the ratio of specified maximum output power and tune-up tolerance of secondary to primary mode and the adjusted SAR is ≤ 1.2 W/kg, SAR measurement is not required for the secondary mode. This is referred to as the 3G SAR test reduction procedure in the following SAR test guidance, where the primary mode is identified in the applicable wireless mode test procedures and the secondary mode is wireless mode being considered for SAR test reduction by that procedure. When the 3G SAR test reduction procedure is not satisfied, it is identified as "otherwise" in the applicable procedures; SAR measurement is required for the secondary mode.

7.2 Operation Configurations

7.2.1 GSM Test Configuration

SAR tests for GSM 850 and GSM 1900, a communication link is set up with a base station by air link. Using CMW500 the power lever is set to "5" and "0" in SAR of GSM 850 and GSM 1900. The tests in the band of GSM 850 and GSM 1900 are performed in the mode of GPRS/EGPRS function. Since the GPRS class is 12 for this EUT, it has at most 4 timeslots in uplink and at most 4 timeslots in downlink, the maximum total timeslot is 5. The EGPRS class is 12 for this EUT, it has at most 4 timeslots in uplink, and at most 4 timeslots in downlink, the maximum total timeslot is 5.

SAR test reduction for GPRS and EDGE modes is determined by the source-based time-averaged output power specified for production units, including tune-up tolerance. The data mode with highest specified time-averaged output power should be tested for SAR compliance in the applicable exposure conditions. For modes with the same specified maximum output power and tolerance, the higher number time-slot configuration should be tested.

When SAR tests for EGPRS mode is necessary, GMSK modulation should be used to minimize SAR measurement error due to higher peak-to-average power (PAR) ratios inherent in 8-PSK.

The 3G SAR test reduction procedure is applied to 8-PSK EDGE with GMSK GPRS/EDGE as the primary mode



Unless otherwise agreed in writing, this document is issued by the Company subject to its General Conditions of Service printed overleaf, available on request or accessible at <http://www.sgs.com/en/Terms-and-Conditions.aspx> and, for electronic format documents, subject to Terms and Conditions for Electronic Documents at <http://www.sgs.com/en/Terms-and-Conditions/Terms-e-Documents.aspx>. Attention is drawn to the limitation of liability, indemnification and jurisdiction issues defined therein. Any holder of this document is advised that information contained hereon reflects the Company's findings at the time of its intervention only and within the limits of Client's instructions, if any. The Company's sole responsibility is to its Client and this document does not exonerate parties to a transaction from exercising all their rights and obligations under the transaction documents. This document cannot be reproduced except in full, without prior written approval of the Company. Any unauthorized alteration, forgery or falsification of the content or appearance of this document is unlawful and offenders may be prosecuted to the fullest extent of the law. Unless otherwise stated the results shown in this test report refer only to the sample(s) tested and such sample(s) are retained for 30 days only.

Attention: To check the authenticity of testing /inspection report & certificate, please contact us at telephone: (86-755) 8307 1443, or email: CN.Doccheck@sgs.com

SGS-CSTC Standards Technical Services Co., Ltd.
Shenzhen Branch, Inspection & Testing Services Laboratory

No.1 Workshop, M-10, Middle Section, Science & Technology Park, Shenzhen, China 518057 t (86-755) 26012053 f (86-755) 26710594 www.ssgroup.com.cn
中国·深圳·科技园中区M-10栋一号厂房 邮编: 518057 t (86-755) 26012053 f (86-755) 26710594 sgs.china@sgs.com

7.2.2 WCDMA Test Configuration

1) . Output Power Verification

Maximum output power is verified on the high, middle and low channels according to procedures described in section 5.2 of 3GPP TS 34.121, using the appropriate RMC or AMR with TPC (transmit power control) set to all "1's" for WCDMA/HSDPA or by applying the required inner loop power control procedures to maintain maximum output power while HSUPA is active. Results for all applicable physical channel configurations (DPCCH, DPDCHn and spreading codes, HSDPA, HSPA) are required in the SAR report. All configurations that are not supported by the handset or cannot be measured due to technical or equipment limitations must be clearly identified.

2) . Head SAR

SAR for next to the ear head exposure is measured using a 12.2 kbps RMC with TPC bits configured to all "1's". The 3G SAR test reduction procedure is applied to AMR configurations with 12.2 kbps RMC as the primary mode. Otherwise, SAR is measured for 12.2 kbps AMR in 3.4 kbps SRB (signaling radio bearer) using the highest reported SAR configuration in 12.2 kbps RMC for head exposure

3) . Body SAR

SAR for body configurations is measured using a 12.2 kbps RMC with TPC bits configured to all "1's". The 3G SAR test reduction procedure is applied to other spreading codes and multiple DPDCHn configurations supported by the handset with 12.2 kbps RMC as the primary mode. Otherwise, SAR is measured using an applicable RMC configuration with the corresponding spreading code or DPDCHn, for the highest reported body-worn accessory exposure SAR configuration in 12.2 kbps RMC. When more than 2 DPDCHn are supported by the handset, it may be necessary to configure additional DPDCHn using FTM (Factory Test Mode) or other chipset based test approaches with parameters similar to those used in 384 kbps and 768 kbps RMC.

4) . HSDPA / HSUPA / DC-HSDPA

According to KDB 941225 D01v03, RMC 12.2kbps setting is used to evaluate SAR. If the maximum output power and tune-up tolerance specified for production units in HSDPA / HSUPA / DC-HSDPA is $\leq \frac{1}{4}$ dB higher than RMC 12.2Kbps or when the highest reported SAR of the RMC12.2Kbps is scaled by the ratio of specified maximum output power and tune-up tolerance of HSDPA / HSUPA / DC-HSDPA to RMC12.2Kbps and the adjusted SAR is ≤ 1.2 W/kg, SAR measurement is not required for HSDPA / HSUPA / DC-HSDPA

a) HSDPA

HSDPA is configured according to the applicable UE category of a test device. The number of HS-DSCH/HS-PDSCHs, HARQ processes, minimum inter-TTI interval, transport block sizes and RV coding sequence are defined by the H-set. To maintain a consistent test configuration and stable transmission conditions, QPSK is used in the H-set for SAR testing. HS-DPCCH should be configured with a CQI feedback cycle of 4 ms and a CQI repetition factor of 2 to maintain a constant rate of active CQI slots. DPCCH and DPDCH gain factors (β_c , β_d), and HS-DPCCH power offset parameters (Δ_{ACK} , Δ_{NACK} , Δ_{CQI}) are set according to values indicated in the following table. The CQI value is determined by the UE category, transport block size, number of HS-PDSCHs and modulation used in the H-set.



Unless otherwise agreed in writing, this document is issued by the Company subject to its General Conditions of Service printed overleaf, available on request or accessible at <http://www.sgs.com/en/Terms-and-Conditions.aspx> and, for electronic format documents, subject to Terms and Conditions for Electronic Documents at <http://www.sgs.com/en/Terms-and-Conditions/Terms-e-Documents.aspx>. Attention is drawn to the limitation of liability, indemnification and jurisdiction issues defined therein. Any holder of this document is advised that information contained hereon reflects the Company's findings at the time of its intervention only and within the limits of Client's instructions, if any. The Company's sole responsibility is to its Client and this document does not exonerate parties to a transaction from exercising all their rights and obligations under the transaction documents. This document cannot be reproduced except in full, without prior written approval of the Company. Any unauthorized alteration, forgery or falsification of the content or appearance of this document is unlawful and offenders may be prosecuted to the fullest extent of the law. Unless otherwise stated the results shown in this test report refer only to the sample(s) tested and such sample(s) are retained for 30 days only.

Attention: To check the authenticity of testing / inspection report & certificate, please contact us at telephone: (86-755) 8307 1443, or email: CN.Doccheck@sgs.com
No.1 Workshop, M-10, Middle Section, Science & Technology Park, Shenzhen, China 518057 t (86-755) 26012053 f (86-755) 26710594 www.sgsgroup.com.cn
中国·深圳·科技园中区M-10栋一号厂房 邮编: 518057 t (86-755) 26012053 f (86-755) 26710594 sgs.china@sgs.com

Sub-test	β_c	Bd	β_d (SF)	β_c/β_d	β_{hs}	CM(dB)	MPR (dB)
1	2/15	15/15	64	2/15	4/15	0.0	0
2	12/15(3)	15/15(3)	64	12/15(3)	24/15	1.0	0
3	15/15	8/15	64	15/8	30/15	1.5	0.5
4	15/15	4/15	64	15/4	30/15	1.5	0.5

Note1: ΔACK , $\Delta NACK$ and $\Delta CQI = 8$ Ahs = $\beta_{hs}/\beta_c = 30/15$ $\beta_{hs} = 30/15 * \beta_c$
Note2: For the HS-DPCCH power mask requirement test in clause 5.2C, 5.7A, and the Error Vector Magnitude (EVM) with HS-DPCCH test in clause 5.13.1.A, and HSDPA EVM with phase discontinuity in clause 5.13.1AA, ΔACK and $\Delta NACK = 8$ (Ahs = 30/15) with $\beta_{hs} = 30/15 * \beta_c$, and $\Delta CQI = 7$ (Ahs = 24/15) with $\beta_{hs} = 24/15 * \beta_c$.
Note3: CM=1 for $\beta_c/\beta_d = 12/15$, $\beta_{hs}/\beta_c = 24/15$. For all other combinations of DPDCH, DPCCH and HS-DPCCH the MPR is based on the relative CM difference. This is applicable for only UEs that support HSDPA in release 6 and later releases.

The measurements were performed with a Fixed Reference Channel (FRC) and H-Set 1 QPSK.

Parameter	Value
Nominal average inf. bit rate	534 kbit/s
Inter-TTI Distance	3 TTI"s
Number of HARQ Processes	2 Processes
Information Bit Payload	3202 Bits
MAC-d PDU size	336 Bits
Number Code Blocks	1 Block
Binary Channel Bits Per TTI	4800 Bits
Total Available SMLs in UE	19200 SMLs
Number of SMLs per HARQ Process	9600 SMLs
Coding Rate	0.67
Number of Physical Channel Codes	5

Table 6: settings of required H-Set 1 QPSK acc. to 3GPP 34.121



Unless otherwise agreed in writing, this document is issued by the Company subject to its General Conditions of Service printed overleaf, available on request or accessible at <http://www.sgs.com/en/Terms-and-Conditions.aspx> and, for electronic format documents, subject to Terms and Conditions for Electronic Documents at <http://www.sgs.com/en/Terms-and-Conditions/Terms-e-Documents.aspx>. Attention is drawn to the limitation of liability, indemnification and jurisdiction issues defined therein. Any holder of this document is advised that information contained hereon reflects the Company's findings at the time of its intervention only and within the limits of Client's instructions, if any. The Company's sole responsibility is to its Client and this document does not exonerate parties to a transaction from exercising all their rights and obligations under the transaction documents. This document cannot be reproduced except in full, without prior written approval of the Company. Any unauthorized alteration, forgery or falsification of the content or appearance of this document is unlawful and offenders may be prosecuted to the fullest extent of the law. Unless otherwise stated the results shown in this test report refer only to the sample(s) tested and such sample(s) are retained for 30 days only.
Attention: To check the authenticity of testing /inspection report & certificate, please contact us at telephone: (86-755) 8307 1443, or email: CN.Doccheck@sgs.com

HS-DSCH Category	Maximum HS-DSCH Codes Received	Minimum Inter-TTI Interval	Maximum HS-DSCH Transport Block Bits/HS-DSCH TTI	Total Soft Channel Bits
1	5	3	7298	19200
2	5	3	7298	28800
3	5	2	7298	28800
4	5	2	7298	38400
5	5	1	7298	57600
6	5	1	7298	67200
7	10	1	14411	115200
8	10	1	14411	134400
9	15	1	25251	172800
10	15	1	27952	172800
11	5	2	3630	14400
12	5	1	3630	28800
13	15	1	34800	259200
14	15	1	42196	259200
15	15	1	23370	345600
16	15	1	27952	345600

Table 7: HSDPA UE category

b) HSUPA

Due to inner loop power control requirements in HSUPA, a commercial communication test set should be used for the output power and SAR tests. The 12.2 kbps RMC, FRC H-set 1 and E-DCH configurations for HSUPA should be configured according to the values indicated below as well as other applicable procedures described in the „WCDMA Handset“ and „Release 5 HSUPA Data Device“ sections of 3G device.



Unless otherwise agreed in writing, this document is issued by the Company subject to its General Conditions of Service printed overleaf, available on request or accessible at <http://www.sgs.com/en/Terms-and-Conditions.aspx> and, for electronic format documents, subject to Terms and Conditions for Electronic Documents at <http://www.sgs.com/en/Terms-and-Conditions/Terms-e-Documents.aspx>. Attention is drawn to the limitation of liability, indemnification and jurisdiction issues defined therein. Any holder of this document is advised that information contained hereon reflects the Company's findings at the time of its intervention only and within the limits of Client's instructions, if any. The Company's sole responsibility is to its Client and this document does not exonerate parties to a transaction from exercising all their rights and obligations under the transaction documents. This document cannot be reproduced except in full, without prior written approval of the Company. Any unauthorized alteration, forgery or falsification of the content or appearance of this document is unlawful and offenders may be prosecuted to the fullest extent of the law. Unless otherwise stated the results shown in this test report refer only to the sample(s) tested and such sample(s) are retained for 30 days only.

Attention: To check the authenticity of testing /inspection report & certificate, please contact us at telephone: (86-755) 8307 1443, or email: CN.Doccheck@sgs.com
No.1 Workshop, M-10, Middle Section, Science & Technology Park, Shenzhen, China 518057 t (86-755) 26012053 f (86-755) 26710594 www.sgsgroup.com.cn
中国·深圳·科技园中区M-10栋一号厂房 邮编: 518057 t (86-755) 26012053 f (86-755) 26710594 sgs.china@sgs.com

Sub-test ^o	β_c ^o	β_d ^o	β_d (SF) ^o	β_c/β_d ^o	$\beta_{hs}^{(1)}$ ^o	β_{acc} ^o	β_{ed} ^o	β_c (SF) ^o	β_{ed} (code) ^o	CM ⁽²⁾ (dB) ^o	MP R ^o (dB) ^o	AG ⁽⁴⁾ Inde x ^o	E- TFC I ^o
1 ^o	11/15 ⁽³⁾	15/15 ⁽³⁾	64 ^o	11/15 ⁽³⁾	22/15 ^o	209/225 ^o	1039/225 ^o	4 ^o	1 ^o	1.0 ^o	0.0 ^o	20 ^o	75 ^o
2 ^o	6/15 ^o	15/15 ^o	64 ^o	6/15 ^o	12/15 ^o	12/15 ^o	94/75 ^o	4 ^o	1 ^o	3.0 ^o	2.0 ^o	12 ^o	67 ^o
3 ^o	15/15 ^o	9/15 ^o	64 ^o	15/9 ^o	30/15 ^o	30/15 ^o	$\beta_{ed1}: 47/15o$ $\beta_{ed2}: 47/15o$	4 ^o	2 ^o	2.0 ^o	1.0 ^o	15 ^o	92 ^o
4 ^o	2/15 ^o	15/15 ^o	64 ^o	2/15 ^o	4/15 ^o	2/15 ^o	56/75 ^o	4 ^o	1 ^o	3.0 ^o	2.0 ^o	17 ^o	71 ^o
5 ^o	15/15 ⁽⁴⁾	15/15 ⁽⁴⁾	64 ^o	15/15 ⁽⁴⁾	30/15 ^o	24/15 ^o	134/15 ^o	4 ^o	1 ^o	1.0 ^o	0.0 ^o	21 ^o	81 ^o
<p>Note 1: ΔACK, $\Delta NACK$ and $\Delta CQI = 8$ $A_{hs} = \beta_{hs}/\beta_c = 30/15$ $\beta_{hs} = 30/15 * \beta_c$</p> <p>Note 2: CM = 1 for $\beta_c/\beta_d = 12/15$, $\beta_{hs}/\beta_c = 24/15$. For all other combinations of DPDCH, DPCCH, HS-DPCCH, E-DPDCH and E-DPCCH the MPR is based on the relative CM difference^o</p> <p>Note 3: For subtest 1 the β_c/β_d ratio of 11/15 for the TFC during the measurement period (TF1, TF0) is achieved by setting the signalled gain factors for the reference TFC (TF1, TF1) to $\beta_c = 10/15$ and $\beta_d = 15/15$^o</p> <p>Note 4: For subtest 5 the β_c/β_d ratio of 15/15 for the TFC during the measurement period (TF1, TF0) is achieved by setting the signalled gain factors for the reference TFC (TF1, TF1) to $\beta_c = 14/15$ and $\beta_d = 15/15$^o</p> <p>Note 5: Testing UE using E-DPDCH Physical Layer category 1 Sub-test 3 is not required according to TS 25.306 Table 5.1g^o</p> <p>Note 6: β_{ed} can not be set directly; it is set by Absolute Grant Value.^o</p>													

Table 8: Subtests for UMTS Release 6 HSUPA

UE E-DCH Category	Maximum E-DCH Codes Transmitted	Number of HARQ Processes	E-DCH TTI(ms)	Minimum Spreading Factor	Maximum E-DCH Transport Block Bits	Max Rate (Mbps)
1	1	4	10	4	7110	0.7296
2	2	8	2	4	2798	1.4592
	2	4	10	4	14484	
3	2	4	10	4	14484	1.4592
4	2	8	2	2	5772	2.9185
	2	4	10	2	20000	2.00
5	2	4	10	2	20000	2.00
6 (No DPDCH)	4	8	10	2SF2&2SF	11484	5.76
	4	4	2	4	20000	2.00
7 (No DPDCH)	4	8	2	2SF2&2SF	22996	?
	4	4	10	4	20000	?
NOTE: When 4 codes are transmitted in parallel, two codes shall be transmitted with SF2 and two with SF4. UE categories 1 to 6 support QPSK only. UE category 7 supports QPSK and 16QAM. (TS25.306-7.3.0).						

Table 9: HSUPA UE category



Unless otherwise agreed in writing, this document is issued by the Company subject to its General Conditions of Service printed overleaf, available on request or accessible at <http://www.sgs.com/en/Terms-and-Conditions.aspx> and, for electronic format documents, subject to Terms and Conditions for Electronic Documents at <http://www.sgs.com/en/Terms-and-Conditions/Terms-e-Documents.aspx>. Attention is drawn to the limitation of liability, indemnification and jurisdiction issues defined therein. Any holder of this document is advised that information contained hereon reflects the Company's findings at the time of its intervention only and within the limits of Client's instructions, if any. The Company's sole responsibility is to its Client and this document does not exonerate parties to a transaction from exercising all their rights and obligations under the transaction documents. This document cannot be reproduced except in full, without prior written approval of the Company. Any unauthorized alteration, forgery or falsification of the content or appearance of this document is unlawful and offenders may be prosecuted to the fullest extent of the law. Unless otherwise stated the results shown in this test report refer only to the sample(s) tested and such sample(s) are retained for 30 days only.

Attention: To check the authenticity of testing/inspection report & certificate, please contact us at telephone: (86-755) 8307 1443, or email: CN.Doccheck@sgs.com
No.1 Workshop, M-10, Middle Section, Science & Technology Park, Shenzhen, China 518057 t (86-755) 26012053 f (86-755) 26710594 www.sgsgroup.com.cn
中国·深圳·科技园中区M-10栋一号厂房 邮编: 518057 t (86-755) 26012053 f (86-755) 26710594 sgs.china@sgs.com

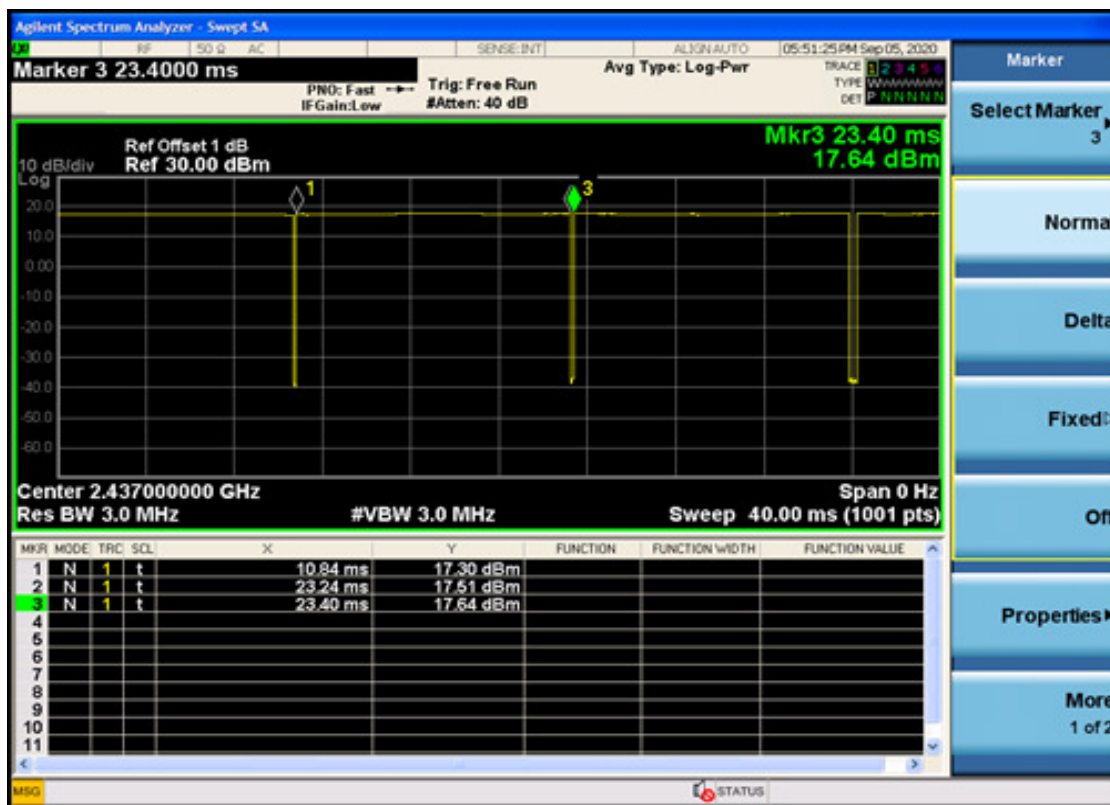
7.2.3 WiFi Test Configuration

A Wi-Fi device must be configured to transmit continuously at the required data rate, channel bandwidth and signal modulation, using the highest transmission duty factor supported by the test mode tools for SAR measurement.

7.2.3.1 Duty cycle

1) Wi-Fi 2.4GHz 802.11b:

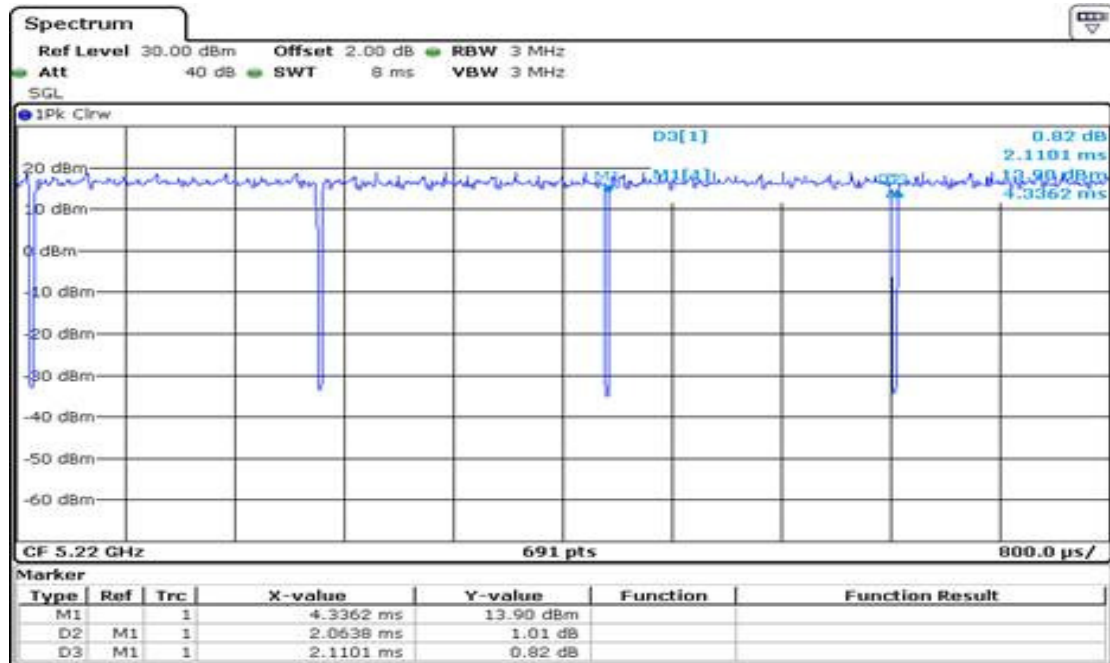
Duty cycle=17.51/17.64=99.26%



Unless otherwise agreed in writing, this document is issued by the Company subject to its General Conditions of Service printed overleaf, available on request or accessible at <http://www.sgs.com/en/Terms-and-Conditions.aspx> and, for electronic format documents, subject to Terms and Conditions for Electronic Documents at <http://www.sgs.com/en/Terms-and-Conditions/Terms-e-Documents.aspx>. Attention is drawn to the limitation of liability, indemnification and jurisdiction issues defined therein. Any holder of this document is advised that information contained hereon reflects the Company's findings at the time of its intervention only and within the limits of Client's instructions, if any. The Company's sole responsibility is to its Client and this document does not exonerate parties to a transaction from exercising all their rights and obligations under the transaction documents. This document cannot be reproduced except in full, without prior written approval of the Company. Any unauthorized alteration, forgery or falsification of the content or appearance of this document is unlawful and offenders may be prosecuted to the fullest extent of the law. Unless otherwise stated the results shown in this test report refer only to the sample(s) tested and such sample(s) are retained for 30 days only.

Attention: To check the authenticity of testing /inspection report & certificate, please contact us at telephone: (86-755) 8307 1443, or email: CN.Doccheck@sgs.com
No.1 Workshop, M-10, Middle Section, Science & Technology Park, Shenzhen, China 518057 t (86-755) 26012053 f (86-755) 26710594 www.sgsgroup.com.cn
中国·深圳·科技园中区M-10栋一号厂房 邮编: 518057 t (86-755) 26012053 f (86-755) 26710594 sgs.china@sgs.com

2) Wi-Fi 5GHz 802.11a:
 Duty cycle=2.0638/2.1101=97.81%



Date: 7.SEP.2020 16:18:55

Initial Test Position SAR Test Reduction Procedure

DSSS and OFDM configurations are considered separately according to the required SAR procedures. SAR is measured in the initial test position using the 802.11 transmission mode configuration required by the DSSS procedure or initial test configuration and subsequent test configuration(s) according to the OFDM procedures. The initial test position procedure is described in the following:

- 1) . When the reported SAR of the initial test position is ≤ 0.4 W/kg, further SAR measurement is not required for the other (remaining) test positions in that exposure configuration and 802.11 transmission mode combinations within the frequency band or aggregated band. SAR is also not required for that exposure configuration in the subsequent test configuration(s).
- 2) . When the reported SAR of the initial test position is > 0.4 W/kg, SAR is repeated for the 802.11 transmission mode configuration tested in the initial test position using subsequent highest extrapolated or estimated 1-g SAR conditions determined by area scans or next closest/smallest test separation distance and maximum RF coupling test positions based on manufacturer justification, on the highest maximum output power channel, until the reported SAR is ≤ 0.8 W/kg or all required test positions (left, right, touch, tilt or subsequent surfaces and edges) are tested.
- 3) . For all positions/configurations tested using the initial test position and subsequent test positions, when the reported SAR is > 0.8 W/kg, SAR is measured for these test positions/configurations on the subsequent next highest measured output power channel(s) until the reported SAR is ≤ 1.2 W/kg or all required channels are tested. a) Additional power measurements may be required for this step, which should be limited to those necessary for identifying the subsequent highest output power channels.

7.2.3.2 Initial Test Configuration Procedures

An initial test configuration is determined for OFDM transmission modes according to the channel bandwidth, modulation and data rate combination(s) with the highest maximum output power specified for production units in each standalone and aggregated frequency band. SAR is measured using the highest measured maximum output power channel. For configurations with the same specified or measured maximum output power, additional transmission mode and test channel selection procedures are required. SAR test reduction for subsequent highest output test channels is determined according to *reported* SAR of the initial test configuration. For next to the ear, hotspot mode and UMC mini-tablet exposure configurations where multiple test positions are required, the initial test position procedure is applied to minimize the number of test positions required for SAR measurement using the initial test configuration transmission mode. For fixed exposure conditions that do not have multiple SAR test positions, SAR is measured in the transmission mode determined by the initial test configuration.

When the *reported* SAR of the initial test configuration is > 0.8 W/kg, SAR measurement is required for subsequent next highest measured output power channel(s) in the initial test configuration until *reported* SAR is ≤ 1.2 W/kg or all required channels are tested.

7.2.3.3 Subsequent Test Configuration Procedures

SAR measurement requirements for the remaining 802.11 transmission mode configurations that have not been tested in the initial test configuration are determined separately for each standalone and aggregated frequency band, in each exposure condition, according to the maximum output power specified for production units. The initial test position procedure is applied to next to the ear, UMPC mini-tablet and hotspot mode configurations. When the same maximum output power is specified for multiple transmission modes, additional power measurements may be required to determine if SAR measurements are required for subsequent highest output power channels in a subsequent test configuration. The subsequent test configuration and SAR measurement procedures are described in the following.

- 1) . When SAR test exclusion provisions of KDB Publication 447498 are applicable and SAR measurement is not required for the initial test configuration, SAR is also not required for the next highest maximum output power transmission mode subsequent test configuration(s) in that frequency band or aggregated band and exposure configuration.



Unless otherwise agreed in writing, this document is issued by the Company subject to its General Conditions of Service printed overleaf, available on request or accessible at <http://www.sgs.com/en/Terms-and-Conditions.aspx> and, for electronic format documents, subject to Terms and Conditions for Electronic Documents at <http://www.sgs.com/en/Terms-and-Conditions/Terms-e-Documents.aspx>. Attention is drawn to the limitation of liability, indemnification and jurisdiction issues defined therein. Any holder of this document is advised that information contained hereon reflects the Company's findings at the time of its intervention only and within the limits of Client's instructions, if any. The Company's sole responsibility is to its Client and this document does not exonerate parties to a transaction from exercising all their rights and obligations under the transaction documents. This document cannot be reproduced except in full, without prior written approval of the Company. Any unauthorized alteration, forgery or falsification of the content or appearance of this document is unlawful and offenders may be prosecuted to the fullest extent of the law. Unless otherwise stated the results shown in this test report refer only to the sample(s) tested and such sample(s) are retained for 30 days only.

Attention: To check the authenticity of testing/inspection report & certificate, please contact us at telephone: (86-755) 8307 1443, or email: CN.Doccheck@sgs.com

SGS-CSTC Standards Technical Services Co., Ltd.
Shenzhen Branch, Inspection & Testing Services Laboratory

No.1 Workshop, M-10, Middle Section, Science & Technology Park, Shenzhen, China 518057 t (86-755) 26012053 f (86-755) 26710594 www.sgsgroup.com.cn
中国·深圳·科技园中区M-10栋一号厂房 邮编: 518057 t (86-755) 26012053 f (86-755) 26710594 sgs.china@sgs.com

- 2) . When the highest *reported* SAR for the initial test configuration (when applicable, include subsequent highest output channels), according to the initial test position or fixed exposure position requirements, is adjusted by the ratio of the subsequent test configuration to initial test configuration specified maximum output power and the adjusted SAR is ≤ 1.2 W/kg, SAR is not required for that subsequent test configuration.
- 3) . The number of channels in the initial test configuration and subsequent test configuration can be different due to differences in channel bandwidth. When SAR measurement is required for a subsequent test configuration and the channel bandwidth is smaller than that in the initial test configuration, all channels in the subsequent test configuration that overlap with the larger bandwidth channel tested in the initial test configuration should be used to determine the highest maximum output power channel. This step requires additional power measurement to identify the highest maximum output power channel in the subsequent test configuration to determine SAR test reduction.
 - a) SAR should first be measured for the channel with highest measured output power in the subsequent test configuration.
 - b) SAR for subsequent highest measured maximum output power channels in the subsequent test configuration is required only when the *reported* SAR of the preceding higher maximum output power channel(s) in the subsequent test configuration is > 1.2 W/kg or until all required channels are tested. i) For channels with the same measured maximum output power, SAR should be measured using the channel closest to the center frequency of the larger channel bandwidth channel in the initial test configuration.
- 4) . SAR measurements for the remaining highest specified maximum output power OFDM transmission mode configurations that have not been tested in the initial test configuration (highest maximum output) or subsequent test configuration(s) (subsequent next highest maximum output power) is determined by recursively applying the subsequent test configuration procedures in this section to the remaining configurations according to the following:
 - a) replace “subsequent test configuration” with “next subsequent test configuration” (i.e., subsequent next highest specified maximum output power configuration)
 - b) replace “initial test configuration” with “all tested higher output power configurations”



Unless otherwise agreed in writing, this document is issued by the Company subject to its General Conditions of Service printed overleaf, available on request or accessible at <http://www.sgs.com/en/Terms-and-Conditions.aspx> and, for electronic format documents, subject to Terms and Conditions for Electronic Documents at <http://www.sgs.com/en/Terms-and-Conditions/Terms-e-Documents.aspx>. Attention is drawn to the limitation of liability, indemnification and jurisdiction issues defined therein. Any holder of this document is advised that information contained hereon reflects the Company's findings at the time of its intervention only and within the limits of Client's instructions, if any. The Company's sole responsibility is to its Client and this document does not exonerate parties to a transaction from exercising all their rights and obligations under the transaction documents. This document cannot be reproduced except in full, without prior written approval of the Company. Any unauthorized alteration, forgery or falsification of the content or appearance of this document is unlawful and offenders may be prosecuted to the fullest extent of the law. Unless otherwise stated the results shown in this test report refer only to the sample(s) tested and such sample(s) are retained for 30 days only.

Attention: To check the authenticity of testing /inspection report & certificate, please contact us at telephone: (86-755) 8307 1443, or email: CN.Doccheck@sgs.com

7.2.3.4 2.4 GHz WiFi SAR Procedures

Separate SAR procedures are applied to DSSS and OFDM configurations in the 2.4 GHz band to simplify DSSS test requirements. For 802.11b DSSS SAR measurements, DSSS SAR procedure applies to fixed exposure test position and initial test position procedure applies to multiple exposure test positions. When SAR measurement is required for an OFDM configuration, the initial test configuration, subsequent test configuration and initial test position procedures are applied. The SAR test exclusion requirements for 802.11g/n OFDM configurations are described in following.

- **802.11b DSSS SAR Test Requirements**

SAR is measured for 2.4 GHz 802.11b DSSS using either a fixed test position or, when applicable, the initial test position procedure. SAR test reduction is determined according to the following:

- 1) . When the reported SAR of the highest measured maximum output power channel for the exposure configuration is ≤ 0.8 W/kg, no further SAR testing is required for 802.11b DSSS in that exposure configuration.
- 2) . When the reported SAR is > 0.8 W/kg, SAR is required for that exposure configuration using the next highest measured output power channel. When any reported SAR is > 1.2 W/kg, SAR is required for the third channel; i.e., all channels require testing.

- **2.4 GHz 802.11g/n OFDM SAR Test Exclusion Requirements**

When SAR measurement is required for 2.4 GHz 802.11g/n OFDM configurations, the measurement and test reduction procedures for OFDM are applied (section 5.3, including sub-sections). SAR is not required for the following 2.4 GHz OFDM conditions.

- 1) . When KDB Publication 447498 SAR test exclusion applies to the OFDM configuration.
- 2) . When the highest reported SAR for DSSS is adjusted by the ratio of OFDM to DSSS specified maximum output power and the adjusted SAR is ≤ 1.2 W/kg.

- **SAR Test Requirements for OFDM configurations**

When SAR measurement is required for 802.11 g/n OFDM configurations, each standalone and frequency aggregated band is considered separately for SAR test reduction. In applying the initial test configuration and subsequent test configuration procedures, the 802.11 transmission configuration with the highest specified maximum output power and the channel within a test configuration with the highest measured maximum output power should be clearly distinguished to apply the procedures.

7.2.3.5 5 GHz WiFi SAR Procedures

- **U-NII-1 and U-NII-2A Bands**

For devices that operate in only one of the U-NII-1 and U-NII-2A bands, the normally required SAR procedures for OFDM configurations are applied. For devices that operate in both U-NII bands using the same transmitter and antenna(s), SAR test reduction is determined according to the following:

- 1) When the same maximum output power is specified for both bands, begin SAR measurement in U-NII-2A band by applying the OFDM SAR requirements. If the highest reported SAR for a test configuration is ≤ 1.2 W/kg, SAR is not required for U-NII-1 band for that configuration (802.11 mode and exposure condition); otherwise, both bands are tested independently for SAR.
- 2) When different maximum output power is specified for the bands, begin SAR measurement in the band with higher specified maximum output power. The highest reported SAR for the tested configuration is adjusted by the ratio of lower to higher specified maximum output power for the two bands. When the adjusted SAR is ≤ 1.2 W/kg, SAR is not required for the band with lower maximum output power in that test configuration; otherwise, both bands are tested independently for SAR.
- 3) The two U-NII bands may be aggregated to support a 160 MHz channel on channel number 50. Without additional testing, the maximum output power for this is limited to the lower of the maximum output power certified for the two bands. When SAR measurement is required for at least one of the bands and the highest reported SAR adjusted by the ratio of specified maximum output power of aggregated to standalone band is > 1.2 W/kg, SAR is required for the 160 MHz channel. This procedure does not apply to an aggregated band with maximum output higher than the standalone band(s); the aggregated band must be tested independently for SAR. SAR is not required when the 160 MHz channel is operating at a reduced maximum power and also qualifies for SAR test exclusion.

- **U-NII-2C and U-NII-3 Bands**

The frequency range covered by these bands is 380 MHz (5.47 – 5.85 GHz), which requires a minimum of at least two SAR probe calibration frequency points to support SAR measurements. when Terminal Doppler Weather Radar (TDWR) restriction applies, all channels that operate at 5.60 – 5.65 GHz must be included to apply the SAR test reduction and measurement procedures.

When the same transmitter and antenna(s) are used for U-NII-2C band and U-NII-3 band or 5.8 GHz band of §15.247, the bands may be aggregated to enable additional channels with 20, 40 or 80 MHz bandwidth to span across the band gap, as illustrated in Appendix B. The maximum output power for the additional band gap channels is limited to the lower of those certified for the bands. Unless band gap channels are permanently disabled, they must be considered for SAR testing. The frequency range covered by these bands is 380 MHz (5.47 – 5.85 GHz), which requires a minimum of at least two SAR probe calibration frequency points to support SAR measurements. To maintain SAR measurement accuracy and to facilitate test reduction, the channels in U-NII-2C band above 5.65 GHz may be grouped with the 5.8 GHz channels in U-NII-3 or §15.247 band to enable two SAR probe calibration frequency points to cover the bands, including the band gap channels. When band gap channels are supported and the bands are not aggregated for SAR testing, band gap channels must be considered independently in each band according to the normally required OFDM SAR measurement and probe calibration frequency points requirements.



Unless otherwise agreed in writing, this document is issued by the Company subject to its General Conditions of Service printed overleaf, available on request or accessible at <http://www.sgs.com/en/Terms-and-Conditions.aspx> and, for electronic format documents, subject to Terms and Conditions for Electronic Documents at <http://www.sgs.com/en/Terms-and-Conditions/Terms-e-Documents.aspx>. Attention is drawn to the limitation of liability, indemnification and jurisdiction issues defined therein. Any holder of this document is advised that information contained hereon reflects the Company's findings at the time of its intervention only and within the limits of Client's instructions, if any. The Company's sole responsibility is to its Client and this document does not exonerate parties to a transaction from exercising all their rights and obligations under the transaction documents. This document cannot be reproduced except in full, without prior written approval of the Company. Any unauthorized alteration, forgery or falsification of the content or appearance of this document is unlawful and offenders may be prosecuted to the fullest extent of the law. Unless otherwise stated the results shown in this test report refer only to the sample(s) tested and such sample(s) are retained for 30 days only.

Attention: To check the authenticity of testing / inspection report & certificate, please contact us at telephone: (86-755) 8307 1443, or email: CN.Doccheck@sgs.com

SGS-CSTC Standards Technical Services Co., Ltd.
Shenzhen Branch, Inspection & Testing Services Laboratory

No.1 Workshop, M-10, Middle Section, Science & Technology Park, Shenzhen, China 518057 t (86-755) 26012053 f (86-755) 26710594 www.sgsgroup.com.cn
中国·深圳·科技园中区M-10栋一号厂房 邮编: 518057 t (86-755) 26012053 f (86-755) 26710594 sgs.china@sgs.com

• **OFDM Transmission Mode SAR Test Configuration and Channel Selection Requirements**

The initial test configuration for 5 GHz OFDM transmission modes is determined by the 802.11 configuration with the highest maximum output power specified for production units, including tune-up tolerance, in each standalone and aggregated frequency band. SAR for the initial test configuration is measured using the highest maximum output power channel determined by the default power measurement procedures. When multiple configurations in a frequency band have the same specified maximum output power, the initial test configuration is determined according to the following steps applied sequentially.

- 1) The largest channel bandwidth configuration is selected among the multiple configurations with the same specified maximum output power.
- 2) If multiple configurations have the same specified maximum output power and largest channel bandwidth, the lowest order modulation among the largest channel bandwidth configurations is selected.
- 3) If multiple configurations have the same specified maximum output power, largest channel bandwidth and lowest order modulation, the lowest data rate configuration among these configurations is selected.
- 4) When multiple transmission modes (802.11a/g/n/ac) have the same specified maximum output power, largest channel bandwidth, lowest order modulation and lowest data rate, the lowest order 802.11 mode is selected; i.e., 802.11a is chosen over 802.11n then 802.11ac or 802.11g is chosen over 802.11n. After an initial test configuration is determined, if multiple test channels have the same measured maximum output power, the channel chosen for SAR measurement is determined according to the following. These channel selection procedures apply to both the initial test configuration and subsequent test configuration(s), with respect to the default power measurement procedures or additional power measurements required for further SAR test reduction. The same procedures also apply to subsequent highest output power channel(s) selection.
 - a) The channel closest to mid-band frequency is selected for SAR measurement.
 - b) For channels with equal separation from mid-band frequency; for example, high and low channels or two mid-band channels, the higher frequency (number) channel is selected for SAR measurement.

• **SAR Test Requirements for OFDM configurations**

When SAR measurement is required for 802.11 a/n/ac OFDM configurations, each standalone and frequency aggregated band is considered separately for SAR test reduction. When the same transmitter and antenna(s) are used for U-NII-1 and U-NII-2A bands, additional SAR test reduction applies. When band gap channels between U-NII-2C band and 5.8 GHz U-NII-3 or §15.247 band are supported, the highest maximum output power transmission mode configuration and maximum output power channel across the bands must be used to determine SAR test reduction, according to the initial test configuration and subsequent test configuration requirements. In applying the initial test configuration and subsequent test configuration procedures, the 802.11 transmission configuration with the highest specified maximum output power and the channel within a test configuration with the highest measured maximum output power should be clearly distinguished to apply the procedures.



Unless otherwise agreed in writing, this document is issued by the Company subject to its General Conditions of Service printed overleaf, available on request or accessible at <http://www.sgs.com/en/Terms-and-Conditions.aspx> and, for electronic format documents, subject to Terms and Conditions for Electronic Documents at <http://www.sgs.com/en/Terms-and-Conditions/Terms-e-Documents.aspx>. Attention is drawn to the limitation of liability, indemnification and jurisdiction issues defined therein. Any holder of this document is advised that information contained hereon reflects the Company's findings at the time of its intervention only and within the limits of Client's instructions, if any. The Company's sole responsibility is to its Client and this document does not exonerate parties to a transaction from exercising all their rights and obligations under the transaction documents. This document cannot be reproduced except in full, without prior written approval of the Company. Any unauthorized alteration, forgery or falsification of the content or appearance of this document is unlawful and offenders may be prosecuted to the fullest extent of the law. Unless otherwise stated the results shown in this test report refer only to the sample(s) tested and such sample(s) are retained for 30 days only.

Attention: To check the authenticity of testing /inspection report & certificate, please contact us at telephone: (86-755) 8307 1443, or email: CN.Doccheck@sgs.com

SGS-CSTC Standards Technical Services Co., Ltd.
Shenzhen Branch, Testing Center, EMC Laboratory

No.1 Workshop, M-10, Middle Section, Science & Technology Park, Shenzhen, China 518057 t (86-755) 26012053 f (86-755) 26710594 www.sgsgroup.com.cn
中国·深圳·科技园中区M-10栋一号厂房 邮编: 518057 t (86-755) 26012053 f (86-755) 26710594 sgs.china@sgs.com

7.2.4 LTE Test Configuration

LTE modes were tested according to FCC KDB 941225 D05 publication. Please see notes after the tabulated SAR data for required test configurations. Establishing connections with base station simulators ensure a consistent means for testing SAR and are recommended for evaluating SAR [4]. The Anritsu MT8821C was used for LTE output power measurements and SAR testing. Max power control was used so the UE transmits with maximum output power during SAR testing. SAR must be measured with the maximum TTI (transmit time interval) supported by the device in each LTE configuration.

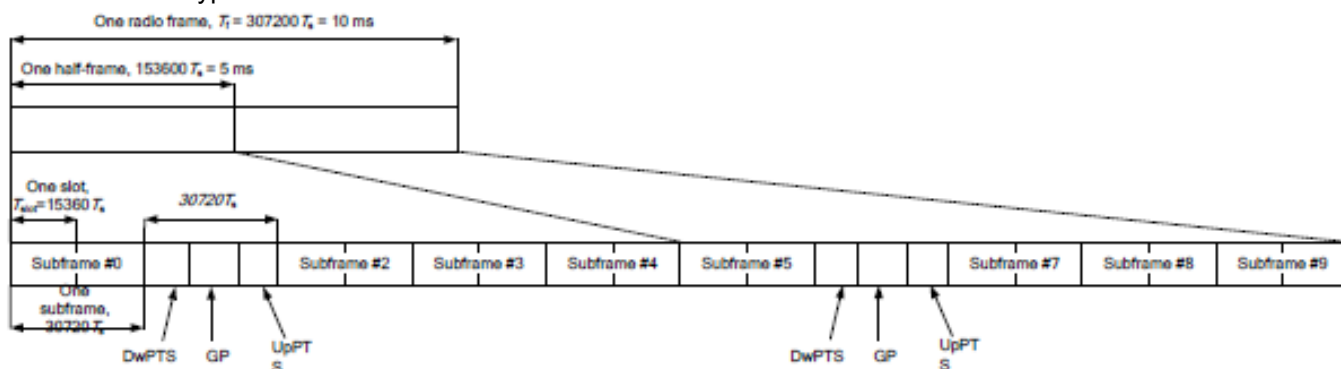
TDD LTE test consideration

For Time-Division Duplex (TDD) systems, SAR must be tested using a fixed periodic duty factor according to the highest transmission duty factor implemented for the device and supported by the defined 3GPP LTE TDD configurations.

SAR was tested with the highest transmission duty factor (63.33%) using Uplink-downlink configuration 0 and Special subframe configuration 7.

LTE TDD Band support 3GPP TS 36.211 section 4.2 for Type 2 Frame Structure and Table 4.2-2 for uplink-downlink configurations and Table 4.2-1 for Special subframe configurations.

Frame structure type 2:



Unless otherwise agreed in writing, this document is issued by the Company subject to its General Conditions of Service printed on the reverse, available on request or accessible at <http://www.sgs.com/en/terms-and-conditions.aspx>, and for electronic format documents, subject to Terms and Conditions for Electronic Documents at <http://www.sgs.com/en/terms-and-conditions/Terms-e-Documents.aspx>. Attention is drawn to the limitation of liability, indemnification and jurisdiction issues defined therein. Any holder of this document is advised that information contained hereon reflects the Company's findings at the time of its intervention only and within the limits of Client's instructions, if any. The Company's sole responsibility is to its Client and this document does not exonerate parties to a dispute from their own responsibility for obtaining the right of defense. The Company's responsibility is limited to the content of the report, except in full, without prior written approval of the Company. Any unauthorized alteration, forgery or falsification of the content or appearance of this document is unlawful and offenders may be prosecuted to the fullest extent of the law. Unless otherwise stated the results shown in this test report refer only to the sample(s) tested and such sample(s) are retained for 30 days only.

Attention: To check the authenticity of testing/inspection report & certificate, please contact us at telephone: (86-755) 8307 1443.

No. 1 Workshop, M-10, Middle Section, Science & Technology Park, Shenzhen, China 518057 t (86-755) 26012053 f (86-755) 26710594 www.sgsgroup.com.cn
中国·深圳·科技园中区M-10栋一号厂房 邮编: 518057 t (86-755) 26012053 f (86-755) 26710594 sgs.china@sgs.com

Configuration of special subframe (lengths of DwPTS/GP/UpPTS).

Special subframe configuration	Normal cyclic prefix in downlink			Extended cyclic prefix in downlink		
	DwPTS	UpPTS		DwPTS	UpPTS	
		Normal cyclic prefix in uplink	Extended cyclic prefix in uplink		Normal cyclic prefix in uplink	Extended cyclic prefix in uplink
0	6592.Ts	2192.Ts	2560.Ts	7680.Ts	2192.Ts	2560.Ts
1	19760.Ts			20480.Ts		
2	21952.Ts			23040.Ts		
3	24144.Ts			25600.Ts		
4	26336.Ts	4384.Ts	5120.Ts	7680.Ts	4384.Ts	5120.Ts
5	6592.Ts			20480.Ts		
6	19760.Ts			23040.Ts		
7	21952.Ts			25600.Ts		
8	24144.Ts			-	-	-
9	13168.Ts			-	-	-

Uplink-downlink configurations.

Uplink-downlink configuration	Downlink-to-Uplink Switch-point periodicity	Subframe number									
		0	1	2	3	4	5	6	7	8	9
0	5 ms	D	S	U	U	U	D	S	U	U	U
1	5 ms	D	S	U	U	D	D	S	U	U	D
2	5 ms	D	S	U	D	D	D	S	U	D	D
3	10 ms	D	S	U	U	U	D	D	D	D	D
4	10 ms	D	S	U	U	D	D	D	D	D	D
5	10 ms	D	S	U	D	D	D	D	D	D	D
6	5 ms	D	S	U	U	U	D	S	U	U	D

Calculated Duty Cycle=[Extended cyclic prefix in uplink x (Ts) x # of S + # of U]/10ms

Uplink-Downlink Configuration	Downlink-to-Uplink Switch-point Periodicity	Subframe Number										Calculated Duty Cycle (%)
		0	1	2	3	4	5	6	7	8	9	
0	5 ms	D	S	U	U	U	D	S	U	U	U	63.33
1	5 ms	D	S	U	U	D	D	S	U	U	D	43.33
2	5 ms	D	S	U	D	D	D	S	U	D	D	23.33
3	10 ms	D	S	U	U	U	D	D	D	D	D	31.67
4	10 ms	D	S	U	U	D	D	D	D	D	D	21.67
5	10 ms	D	S	U	D	D	D	D	D	D	D	11.67
6	5 ms	D	S	U	U	U	D	S	U	U	D	53.33



Unless otherwise agreed in writing, this document is issued by the Company subject to its General Conditions of Service printed overleaf, available on request or accessible at <http://www.sgs.com/en/Terms-and-Conditions.aspx> and, for electronic format documents, subject to Terms and Conditions for Electronic Documents at <http://www.sgs.com/en/Terms-and-Conditions/Terms-e-Documents.aspx>. Attention is drawn to the limitation of liability, indemnification and jurisdiction issues defined therein. Any holder of this document is advised that information contained hereon reflects the Company's findings at the time of its intervention only and within the limits of Client's instructions, if any. The Company's sole responsibility is to its Client and this document does not exonerate parties to a transaction from exercising all their rights and obligations under the transaction documents. This document cannot be reproduced except in full, without prior written approval of the Company. Any unauthorized alteration, forgery or falsification of the content or appearance of this document is unlawful and offenders may be prosecuted to the fullest extent of the law. Unless otherwise stated the results shown in this test report refer only to the sample(s) tested and such sample(s) are retained for 30 days only.

Attention: To check the authenticity of testing/inspection report & certificate, please contact us at telephone: (86-755) 8307 1443, or email: CN.Doccheck@sgs.com
No.1 Workshop, M-10, Middle Section, Science & Technology Park, Shenzhen, China 518057 t (86-755) 26012053 f (86-755) 26710594 www.sgs.com.cn
中国·深圳·科技园中区M-10栋一号厂房 邮编: 518057 t (86-755) 26012053 f (86-755) 26710594 sgs.china@sgs.com

A) Spectrum Plots for RB Configurations

A properly configured base station simulator was used for SAR tests and power measurements. Therefore, spectrum plots for RB configurations were not required to be included in this report.

B) MPR

MPR is permanently implemented for this device by the manufacturer. The specific manufacturer target MPR is indicated alongside the SAR results. MPR is enabled for this device, according to 3GPP TS36.101 Section 6.2.3 – 6.2.5 under Table 6.2.3-1.

Modulation	Channel bandwidth / Transmission bandwidth (N_{RB})						MPR (dB)
	1.4 MHz	3.0 MHz	5 MHz	10 MHz	15 MHz	20 MHz	
QPSK	> 5	> 4	> 8	> 12	> 16	> 18	≤ 1
16 QAM	≤ 5	≤ 4	≤ 8	≤ 12	≤ 16	≤ 18	≤ 1
64 QAM	> 5	> 4	> 8	> 12	> 16	> 18	≤ 2
64 QAM	≤ 5	≤ 4	≤ 8	≤ 12	≤ 16	≤ 18	≤ 2
64 QAM	> 5	> 4	> 8	> 12	> 16	> 18	≤ 3

C) A-MPR

A-MPR (Additional MPR) has been disabled for all SAR tests by setting NS=01 on the base station simulator.

D) Largest channel bandwidth standalone SAR test requirements

1) QPSK with 1 RB allocation

Start with the largest channel bandwidth and measure SAR for QPSK with 1 RB allocation, using the RB offset and required test channel combination with the highest maximum output power for RB offsets at the upper edge, middle and lower edge of each required test channel. When the reported SAR is ≤ 0.8 W/kg, testing of the remaining RB offset configurations and required test channels is not required for 1 RB allocation; otherwise, SAR is required for the remaining required test channels and only for the RB offset configuration with the highest output power for that channel. When the reported SAR of a required test channel is > 1.45 W/kg, SAR is required for all three RB offset configurations for that required test channel.

2) QPSK with 50% RB allocation

The procedures required for 1 RB allocation in 1) are applied to measure the SAR for QPSK with 50% RB allocation.

3) QPSK with 100% RB allocation

For QPSK with 100% RB allocation, SAR is not required when the highest maximum output power for 100 % RB allocation is less than the highest maximum output power in 50% and 1 RB allocations and the highest reported SAR for 1 RB and 50% RB allocation in 1) and 2) are ≤ 0.8 W/kg. Otherwise, SAR is measured for the highest output power channel and if the reported SAR is > 1.45 W/kg, the remaining required test channels must also be tested.

4) Higher order modulations

For each modulation besides QPSK; e.g., 16-QAM, 64-QAM, apply the QPSK procedures in above sections to determine the QAM configurations that may need SAR measurement. For each configuration identified as required for testing, SAR is required only when the highest maximum output power for the configuration in the higher order modulation is > ½ dB higher than the same configuration in QPSK or when the reported SAR for the QPSK configuration is > 1.45 W/kg.

E) Other channel bandwidth standalone SAR test requirements

For the other channel bandwidths used by the device in a frequency band, apply all the procedures required for the largest channel bandwidth in section A) to determine the channels and RB configurations that need SAR testing and only measure SAR when the highest maximum output power of a configuration requiring testing in the smaller channel bandwidth is > ½ dB higher than the equivalent channel configurations in the largest channel bandwidth configuration or the reported SAR of a configuration for the largest channel bandwidth is > 1.45 W/kg.



Unless otherwise agreed in writing, this document is issued by the Company subject to its General Conditions of Service printed overleaf, available on request or accessible at <http://www.sgs.com/en/Terms-and-Conditions.aspx> and, for electronic format documents, subject to Terms and Conditions for Electronic Documents at <http://www.sgs.com/en/Terms-and-Conditions/Terms-e-Documents.aspx>. Attention is drawn to the limitation of liability, indemnification and jurisdiction issues defined therein. Any holder of this document is advised that information contained hereon reflects the Company's findings at the time of its intervention only and within the limits of Client's instructions, if any. The Company's sole responsibility is to its Client and this document does not exonerate parties to a transaction from exercising all their rights and obligations under the transaction documents. This document cannot be reproduced except in full, without prior written approval of the Company. Any unauthorized alteration, forgery or falsification of the content or appearance of this document is unlawful and offenders may be prosecuted to the fullest extent of the law. Unless otherwise stated the results shown in this test report refer only to the sample(s) tested and such sample(s) are retained for 30 days only.

Attention: To check the authenticity of testing/inspection report & certificate, please contact us at telephone: (86-755) 8307 1443, or email: CN.Doccheck@sgs.com

SGS-CSTC Standards Technical Services Co., Ltd.
Shenzhen Branch, Inspection & Testing Services

No.1 Workshop, M-10, Middle Section, Science & Technology Park, Shenzhen, China 518057 t (86-755) 26012053 f (86-755) 26710594 www.sgsgroup.com.cn
中国·深圳·科技园中区M-10栋一号厂房 邮编: 518057 t (86-755) 26012053 f (86-755) 26710594 sgs.china@sgs.com

8 Test Result

8.1 Measurement of RF Conducted Power

8.1.1 Conducted Power of Main Antenna

8.1.1.1 Conducted Power of GSM

GSM 850										
Burst Output Power(dBm)					Tune up	Division Factors	Frame-Average Output Power(dBm)			Tune up
Channel		128	190	251			128	190	251	
GSM(GMSK)	GSM	31.91	31.97	32.01	33.50	-9.19	22.72	22.78	22.82	24.31
GPRS/EGPRS (GMSK)	1 TX Slot	31.90	31.96	31.90	33.50	-9.19	22.71	22.77	22.71	24.31
	2 TX Slots	29.53	29.50	29.51	31.50	-6.18	23.35	23.32	23.33	25.32
	3 TX Slots	27.50	27.55	27.59	29.50	-4.42	23.08	23.13	23.17	25.08
	4 TX Slots	25.93	25.99	26.04	27.50	-3.17	22.76	22.82	22.87	24.33
EGPRS(8PSK)	1 TX Slot	26.37	26.45	26.57	27.50	-9.19	17.18	17.26	17.38	18.31
	2 TX Slots	26.28	26.25	26.38	27.50	-6.18	20.10	20.07	20.20	21.32
	3 TX Slots	25.17	25.29	25.28	26.50	-4.42	20.75	20.87	20.86	22.08
	4 TX Slots	23.94	24.12	24.19	25.00	-3.17	20.77	20.95	21.02	21.83

GSM 1900 Full power										
Burst Output Power(dBm)					Tune up	Division Factors	Frame-Average Output Power(dBm)			Tune up
Channel		512	661	810			512	661	810	
GSM(GMSK)	GSM	29.61	29.62	29.59	30.50	-9.19	20.42	20.43	20.40	21.31
GPRS/EGPRS (GMSK)	1 TX Slot	29.58	29.59	29.56	30.50	-9.19	20.39	20.40	20.37	21.31
	2 TX Slots	26.02	25.98	26.26	27.50	-6.18	19.84	19.80	20.08	21.32
	3 TX Slots	24.54	24.50	24.75	26.00	-4.42	20.12	20.08	20.33	21.58
	4 TX Slots	23.04	23.09	23.22	24.50	-3.17	19.87	19.92	20.05	21.33
EGPRS(8PSK)	1 TX Slot	25.16	25.15	25.26	27.00	-9.19	15.97	15.96	16.07	17.81
	2 TX Slots	25.09	25.32	25.08	27.00	-6.18	18.91	19.14	18.90	20.82
	3 TX Slots	23.75	23.74	24.14	25.50	-4.42	19.33	19.32	19.72	21.08
	4 TX Slots	22.41	22.34	22.57	24.00	-3.17	19.24	19.17	19.40	20.83



Unless otherwise agreed in writing, this document is issued by the Company subject to its General Conditions of Service printed overleaf, available on request or accessible at <http://www.sgs.com/en/Terms-and-Conditions.aspx> and, for electronic format documents, subject to Terms and Conditions for Electronic Documents at <http://www.sgs.com/en/Terms-and-Conditions/Terms-e-Documents.aspx>. Attention is drawn to the limitation of liability, indemnification and jurisdiction issues defined therein. Any holder of this document is advised that information contained hereon reflects the Company's findings at the time of its intervention only and within the limits of Client's instructions, if any. The Company's sole responsibility is to its Client and this document does not exonerate parties to a transaction from exercising all their rights and obligations under the transaction documents. This document cannot be reproduced except in full, without prior written approval of the Company. Any unauthorized alteration, forgery or falsification of the content or appearance of this document is unlawful and offenders may be prosecuted to the fullest extent of the law. Unless otherwise stated the results shown in this test report refer only to the sample(s) tested and such sample(s) are retained for 30 days only.

Attention: To check the authenticity of testing /inspection report & certificate, please contact us at telephone: (86-755) 8307 1443, or email: CN.Doccheck@sgs.com

GSM 1900 (Sensor on)										
Burst Output Power(dBm)					Tune up	Division Factors	Frame-Average Output Power(dBm)			Tune up
Channel		512	661	810			512	661	810	
GSM(GMSK)	GSM	26.26	26.44	26.65	27.50	-9.19	17.07	17.25	17.46	18.31
GPRS/EGPRS (GMSK)	1 TX Slot	26.24	26.32	26.56	27.50	-9.19	17.05	17.13	17.37	18.31
	2 TX Slots	23.62	23.39	23.78	24.50	-6.18	17.44	17.21	17.60	18.32
	3 TX Slots	21.92	21.94	21.88	23.00	-4.42	17.50	17.52	17.46	18.58
	4 TX Slots	21.17	21.04	20.87	21.50	-3.17	18.00	17.87	17.70	18.33
EGPRS(8PSK)	1 TX Slot	22.69	22.48	22.69	24.00	-9.19	13.50	13.29	13.50	14.81
	2 TX Slots	22.38	22.29	22.36	24.00	-6.18	16.20	16.11	16.18	17.82
	3 TX Slots	20.69	20.67	20.65	22.50	-4.42	16.27	16.25	16.23	18.08
	4 TX Slots	19.61	19.58	19.79	21.00	-3.17	16.44	16.41	16.62	17.83

GSM 1900 (Hotspot on)										
Burst Output Power(dBm)					Tune up	Division Factors	Frame-Average Output Power(dBm)			Tune up
Channel		512	661	810			512	661	810	
GSM(GMSK)	GSM	25.86	25.60	25.95	27.00	-9.19	16.67	16.41	16.76	17.81
GPRS/EGPRS (GMSK)	1 TX Slot	25.59	25.67	26.03	27.00	-9.19	16.40	16.48	16.84	17.81
	2 TX Slots	23.18	23.18	23.14	24.00	-6.18	17.00	17.00	16.96	17.82
	3 TX Slots	21.60	21.55	21.56	22.50	-4.42	17.18	17.13	17.14	18.08
	4 TX Slots	20.48	20.62	20.38	21.00	-3.17	17.31	17.45	17.21	17.83
EGPRS(8PSK)	1 TX Slot	22.59	22.21	22.66	23.50	-9.19	13.40	13.02	13.47	14.31
	2 TX Slots	22.15	21.92	22.29	23.50	-6.18	15.97	15.74	16.11	17.32
	3 TX Slots	20.29	20.05	19.65	22.00	-4.42	15.87	15.63	15.23	17.58
	4 TX Slots	20.04	18.71	19.25	20.50	-3.17	16.87	15.54	16.08	17.33

Table 10: Conducted Power of GSM

Note:

1) . CMW500 measures GSM peak and average output power for active timeslots. For SAR the time based average power is relevant. The difference in between depends on the duty cycle of the TDMA signal:

No. of timeslots	1	2	3	4
Duty Cycle	1:8.3	1:4.15	1:2.77	1:2.075
Time based avg. power compared to slotted avg. power	-9.19	-6.18	-4.42	-3.17

2) . The frame-averaged power is linearly proportion to the slot number configured and it is linearly scaled the maximum burst-averaged power based on time slots. The calculated method is shown as below:

$$\text{Frame-averaged power} = 10 \times \log (\text{Burst-averaged power mW} \times \text{Slot used} / 8)$$

3) . When the maximum output power variation across the required test channels is $> \frac{1}{2}$ dB, instead of the middle channel, the highest output power channel must be used



Unless otherwise agreed in writing, this document is issued by the Company subject to its General Conditions of Service printed overleaf, available on request or accessible at <http://www.sgs.com/en/Terms-and-Conditions.aspx> and, for electronic format documents, subject to Terms and Conditions for Electronic Documents at <http://www.sgs.com/en/Terms-and-Conditions/Terms-e-Documents.aspx>. Attention is drawn to the limitation of liability, indemnification and jurisdiction issues defined therein. Any holder of this document is advised that information contained hereon reflects the Company's findings at the time of its intervention only and within the limits of Client's instructions, if any. The Company's sole responsibility is to its Client and this document does not exonerate parties to a transaction from exercising all their rights and obligations under the transaction documents. This document cannot be reproduced except in full, without prior written approval of the Company. Any unauthorized alteration, forgery or falsification of the content or appearance of this document is unlawful and offenders may be prosecuted to the fullest extent of the law. Unless otherwise stated the results shown in this test report refer only to the sample(s) tested and such sample(s) are retained for 30 days only.

Attention: To check the authenticity of testing / inspection report & certificate, please contact us at telephone: (86-755) 8307 1443, or email: CN.Doccheck@sgs.com

SGS-CSTC Standards Technical Services Co., Ltd.
Shenzhen Branch, Inspection & Testing Services

No.1 Workshop, M-10, Middle Section, Science & Technology Park, Shenzhen, China 518057 t (86-755) 26012053 f (86-755) 26710594 www.sgsgroup.com.cn
中国·深圳·科技园中区M-10栋一号厂房 邮编: 518057 t (86-755) 26012053 f (86-755) 26710594 sgs.china@sgs.com

8.1.1.2 Conducted Power of WCDMA

WCDMA Band II					
Average Conducted Power(dBm)					
	Channel	9262	9400	9538	Tune up
WCDMA	12.2kbps RMC	22.98	23.08	23.06	24.00
	12.2kbps AMR	22.86	23.02	23.04	24.00
HSDPA	Subtest 1	22.00	22.03	22.10	23.00
	Subtest 2	22.01	22.04	22.05	23.00
	Subtest 3	21.45	21.55	21.60	22.50
	Subtest 4	21.55	21.54	21.54	22.50
HSUPA	Subtest 1	22.01	22.06	22.01	23.00
	Subtest 2	20.03	20.12	20.08	21.00
	Subtest 3	21.06	21.10	21.12	22.00
	Subtest 4	20.10	20.16	20.10	21.00
	Subtest 5	22.06	22.08	22.06	23.00

WCDMA Band II (Sensor on)					
Average Conducted Power(dBm)					
	Channel	9262	9400	9538	Tune up
WCDMA	12.2kbps RMC	17.10	17.11	17.09	18.00
	12.2kbps AMR	17.06	17.05	17.08	18.00
HSDPA	Subtest 1	15.90	15.90	15.96	17.00
	Subtest 2	15.91	15.88	15.90	17.00
	Subtest 3	15.28	15.38	15.43	16.50
	Subtest 4	15.41	15.41	15.37	16.50
HSUPA	Subtest 1	15.81	15.96	15.82	17.00
	Subtest 2	13.93	13.96	13.91	15.00
	Subtest 3	14.90	14.96	14.96	16.00
	Subtest 4	13.01	13.96	13.99	15.00
	Subtest 5	15.93	15.92	15.88	17.00



Unless otherwise agreed in writing, this document is issued by the Company subject to its General Conditions of Service printed overleaf, available on request or accessible at <http://www.sgs.com/en/Terms-and-Conditions.aspx> and, for electronic format documents, subject to Terms and Conditions for Electronic Documents at <http://www.sgs.com/en/Terms-and-Conditions/Terms-e-Documents.aspx>. Attention is drawn to the limitation of liability, indemnification and jurisdiction issues defined therein. Any holder of this document is advised that information contained hereon reflects the Company's findings at the time of its intervention only and within the limits of Client's instructions, if any. The Company's sole responsibility is to its Client and this document does not exonerate parties to a transaction from exercising all their rights and obligations under the transaction documents. This document cannot be reproduced except in full, without prior written approval of the Company. Any unauthorized alteration, forgery or falsification of the content or appearance of this document is unlawful and offenders may be prosecuted to the fullest extent of the law. Unless otherwise stated the results shown in this test report refer only to the sample(s) tested and such sample(s) are retained for 30 days only.

Attention: To check the authenticity of testing /inspection report & certificate, please contact us at telephone: (86-755) 8307 1443, or email: CN.Doccheck@sgs.com

WCDMA Band II (Hotspot on)					
Average Conducted Power(dBm)					
	Channel	9262	9400	9538	Tune up
WCDMA	12.2kbps RMC	16.08	16.10	16.05	17.00
	12.2kbps AMR	16.05	15.95	16.04	17.00
HSDPA	Subtest 1	14.79	14.72	14.82	16.00
	Subtest 2	14.78	14.71	14.77	16.00
	Subtest 3	14.15	14.21	14.30	15.50
	Subtest 4	14.28	14.23	14.27	15.50
HSUPA	Subtest 1	14.62	14.83	14.67	16.00
	Subtest 2	12.80	12.82	12.75	14.00
	Subtest 3	13.76	13.76	13.78	15.00
	Subtest 4	12.82	12.83	12.82	14.00
	Subtest 5	14.74	14.73	14.77	16.00

WCDMA Band II (Handheld)					
Average Conducted Power(dBm)					
	Channel	9262	9400	9538	Tune up
WCDMA	12.2kbps RMC	20.47	20.48	20.38	21.50
	12.2kbps AMR	20.46	20.44	20.15	21.50
HSDPA	Subtest 1	19.09	19.06	19.16	20.50
	Subtest 2	19.08	19.03	19.14	20.50
	Subtest 3	18.47	18.56	18.63	20.00
	Subtest 4	18.58	18.55	18.60	20.00
HSUPA	Subtest 1	18.99	19.22	19.06	20.50
	Subtest 2	17.15	17.15	17.05	18.50
	Subtest 3	18.46	18.61	18.58	19.50
	Subtest 4	17.41	17.38	17.53	18.50
	Subtest 5	19.13	19.06	19.07	20.50



Unless otherwise agreed in writing, this document is issued by the Company subject to its General Conditions of Service printed overleaf, available on request or accessible at <http://www.sgs.com/en/Terms-and-Conditions.aspx> and, for electronic format documents, subject to Terms and Conditions for Electronic Documents at <http://www.sgs.com/en/Terms-and-Conditions/Terms-e-Documents.aspx>. Attention is drawn to the limitation of liability, indemnification and jurisdiction issues defined therein. Any holder of this document is advised that information contained hereon reflects the Company's findings at the time of its intervention only and within the limits of Client's instructions, if any. The Company's sole responsibility is to its Client and this document does not exonerate parties to a transaction from exercising all their rights and obligations under the transaction documents. This document cannot be reproduced except in full, without prior written approval of the Company. Any unauthorized alteration, forgery or falsification of the content or appearance of this document is unlawful and offenders may be prosecuted to the fullest extent of the law. Unless otherwise stated the results shown in this test report refer only to the sample(s) tested and such sample(s) are retained for 30 days only.

Attention: To check the authenticity of testing /inspection report & certificate, please contact us at telephone: (86-755) 8307 1443, or email: CN.Doccheck@sgs.com
No.1 Workshop, M-10, Middle Section, Science & Technology Park, Shenzhen, China 518057 t (86-755) 26012053 f (86-755) 26710594 www.ssgroup.com.cn
中国·深圳·科技园中区M-10栋一号厂房 邮编: 518057 t (86-755) 26012053 f (86-755) 26710594 sgs.china@sgs.com

WCDMA Band IV					
Average Conducted Power(dBm)					
Channel		1312	1412	1513	Tune up
WCDMA	12.2kbps RMC	22.95	23.13	23.12	24.00
	12.2kbps AMR	22.91	22.99	23.09	24.00
HSDPA	Subtest 1	21.95	22.15	22.15	23.00
	Subtest 2	21.89	22.10	22.00	23.00
	Subtest 3	21.39	21.50	21.43	22.50
	Subtest 4	21.39	21.48	21.41	22.50
HSUPA	Subtest 1	21.80	22.06	22.06	23.00
	Subtest 2	20.01	19.71	19.99	21.00
	Subtest 3	20.88	20.99	20.96	22.00
	Subtest 4	19.76	19.87	20.01	21.00
	Subtest 5	21.90	22.00	22.05	23.00

WCDMA Band IV (Sensor on)					
Average Conducted Power(dBm)					
Channel		1312	1412	1513	Tune up
WCDMA	12.2kbps RMC	18.00	18.05	18.01	19.00
	12.2kbps AMR	17.89	18.02	18.00	19.00
HSDPA	Subtest 1	16.78	17.03	16.95	18.00
	Subtest 2	16.75	16.90	16.90	18.00
	Subtest 3	16.27	16.39	16.29	17.50
	Subtest 4	16.26	16.36	16.31	17.50
HSUPA	Subtest 1	16.70	16.91	16.91	18.00
	Subtest 2	14.44	14.56	14.51	16.00
	Subtest 3	15.70	15.89	15.81	17.00
	Subtest 4	14.57	14.69	14.63	16.00
	Subtest 5	16.76	16.80	16.94	18.00



Unless otherwise agreed in writing, this document is issued by the Company subject to its General Conditions of Service printed overleaf, available on request or accessible at <http://www.sgs.com/en/Terms-and-Conditions.aspx> and, for electronic format documents, subject to Terms and Conditions for Electronic Documents at <http://www.sgs.com/en/Terms-and-Conditions/Terms-e-Document.aspx>. Attention is drawn to the limitation of liability, indemnification and jurisdiction issues defined therein. Any holder of this document is advised that information contained hereon reflects the Company's findings at the time of its intervention only and within the limits of Client's instructions, if any. The Company's sole responsibility is to its Client and this document does not exonerate parties to a transaction from exercising all their rights and obligations under the transaction documents. This document cannot be reproduced except in full, without prior written approval of the Company. Any unauthorized alteration, forgery or falsification of the content or appearance of this document is unlawful and offenders may be prosecuted to the fullest extent of the law. Unless otherwise stated the results shown in this test report refer only to the sample(s) tested and such sample(s) are retained for 30 days only.

Attention: To check the authenticity of testing /inspection report & certificate, please contact us at telephone: (86-755) 8307 1443, or email: CN.Doccheck@sgs.com

WCDMA Band IV (Hotspot on)					
Average Conducted Power(dBm)					
Channel		1312	1412	1513	Tune up
WCDMA	12.2kbps RMC	16.51	16.55	16.53	17.50
	12.2kbps AMR	16.50	16.52	16.51	17.50
HSDPA	Subtest 1	15.14	15.41	15.28	16.50
	Subtest 2	15.09	15.27	15.25	16.50
	Subtest 3	14.67	14.78	14.64	16.00
	Subtest 4	14.68	14.72	14.64	16.00
HSUPA	Subtest 1	15.10	15.22	15.25	16.50
	Subtest 2	13.78	13.94	13.81	14.50
	Subtest 3	14.17	14.26	14.45	15.50
	Subtest 4	13.21	13.34	12.96	14.50
	Subtest 5	15.07	15.13	15.34	16.50

WCDMA Band IV (Handheld)					
Average Conducted Power(dBm)					
Channel		1312	1412	1513	Tune up
WCDMA	12.2kbps RMC	20.45	20.54	20.50	21.50
	12.2kbps AMR	20.40	20.51	20.49	21.50
HSDPA	Subtest 1	19.10	19.34	19.27	20.50
	Subtest 2	19.12	19.30	19.24	20.50
	Subtest 3	18.60	18.69	18.67	20.00
	Subtest 4	18.65	18.76	18.61	20.00
HSUPA	Subtest 1	19.10	19.29	19.21	20.50
	Subtest 2	17.78	17.95	17.89	18.50
	Subtest 3	18.21	18.29	18.37	19.50
	Subtest 4	17.19	17.37	17.41	18.50
	Subtest 5	19.15	19.18	19.27	20.50



Unless otherwise agreed in writing, this document is issued by the Company subject to its General Conditions of Service printed overleaf, available on request or accessible at <http://www.sgs.com/en/Terms-and-Conditions.aspx> and, for electronic format documents, subject to Terms and Conditions for Electronic Documents at <http://www.sgs.com/en/Terms-and-Conditions/Terms-e-Document.aspx>. Attention is drawn to the limitation of liability, indemnification and jurisdiction issues defined therein. Any holder of this document is advised that information contained hereon reflects the Company's findings at the time of its intervention only and within the limits of Client's instructions, if any. The Company's sole responsibility is to its Client and this document does not exonerate parties to a transaction from exercising all their rights and obligations under the transaction documents. This document cannot be reproduced except in full, without prior written approval of the Company. Any unauthorized alteration, forgery or falsification of the content or appearance of this document is unlawful and offenders may be prosecuted to the fullest extent of the law. Unless otherwise stated the results shown in this test report refer only to the sample(s) tested and such sample(s) are retained for 30 days only.

Attention: To check the authenticity of testing /inspection report & certificate, please contact us at telephone: (86-755) 8307 1443, or email: CN.Doccheck@sgs.com

WCDMA Band V					
Average Conducted Power(dBm)					
	Channel	4132	4182	4233	Tune up
WCDMA	12.2kbps RMC	23.11	23.14	23.07	24.00
	12.2kbps AMR	23.08	23.10	23.04	24.00
HSDPA	Subtest 1	22.09	22.12	22.10	23.00
	Subtest 2	22.08	22.16	22.09	23.00
	Subtest 3	21.56	21.44	21.65	22.50
	Subtest 4	21.55	21.54	21.41	22.50
HSUPA	Subtest 1	22.00	22.28	22.19	23.00
	Subtest 2	20.10	20.38	20.50	21.00
	Subtest 3	21.06	21.33	21.41	22.00
	Subtest 4	20.36	20.44	20.35	21.00
	Subtest 5	22.12	22.12	21.93	23.00

Table 11: Conducted Power of WCDMA

Note:

- 1) when the maximum output power variation across the required test channels is $> \frac{1}{2}$ dB, instead of the middle channel, the highest output power channel must be used.



Unless otherwise agreed in writing, this document is issued by the Company subject to its General Conditions of Service printed overleaf, available on request or accessible at <http://www.sgs.com/en/Terms-and-Conditions.aspx> and, for electronic format documents, subject to Terms and Conditions for Electronic Documents at <http://www.sgs.com/en/Terms-and-Conditions/Terms-e-Documents.aspx>. Attention is drawn to the limitation of liability, indemnification and jurisdiction issues defined therein. Any holder of this document is advised that information contained hereon reflects the Company's findings at the time of its intervention only and within the limits of Client's instructions, if any. The Company's sole responsibility is to its Client and this document does not exonerate parties to a transaction from exercising all their rights and obligations under the transaction documents. This document cannot be reproduced except in full, without prior written approval of the Company. Any unauthorized alteration, forgery or falsification of the content or appearance of this document is unlawful and offenders may be prosecuted to the fullest extent of the law. Unless otherwise stated the results shown in this test report refer only to the sample(s) tested and such sample(s) are retained for 30 days only.

Attention: To check the authenticity of testing /inspection report & certificate, please contact us at telephone: (86-755) 8307 1443, or email: CN.Doccheck@sgs.com

8.1.1.3 Conducted Power of LTE

LTE Band 2				Conducted Power(dBm)			
Bandwidth	Modulation	RB size	RB offset	Channel	Channel	Channel	Tune up
				18607	18900	19193	
1.4MHz	QPSK	1	0	22.99	23.05	23.23	24.00
		1	2	23.05	23.11	23.26	24.00
		1	5	22.98	23.01	23.21	24.00
		3	0	22.99	23.06	23.28	24.00
		3	2	23.05	23.16	23.29	24.00
		3	3	23.05	23.06	23.27	24.00
		6	0	22.00	22.06	22.23	23.00
	16QAM	1	0	22.33	22.34	22.58	23.00
		1	2	22.43	22.48	22.62	23.00
		1	5	22.26	22.39	22.58	23.00
		3	0	22.06	22.08	22.27	23.00
		3	2	22.11	22.16	22.28	23.00
		3	3	22.09	22.06	22.27	23.00
		6	0	21.03	21.14	21.29	22.00
	64QAM	1	0	21.21	21.20	21.44	22.00
		1	2	21.29	21.35	21.47	22.00
		1	5	21.15	21.25	21.47	22.00
		3	0	20.93	20.98	21.12	22.00
		3	2	20.98	21.05	21.14	22.00
		3	3	20.99	20.92	21.16	22.00
		6	0	19.88	19.99	20.15	21.00
Bandwidth	Modulation	RB size	RB offset	Channel	Channel	Channel	Tune up
				18615	18900	19185	
3MHz	QPSK	1	0	23.09	23.15	23.34	24.00
		1	7	23.10	23.18	23.33	24.00
		1	14	22.99	23.12	23.24	24.00
		8	0	22.06	22.10	22.30	23.00
		8	4	22.06	22.12	22.28	23.00
		8	7	22.04	22.07	22.26	23.00
		15	0	22.07	22.11	22.29	23.00
	16QAM	1	0	22.46	22.47	22.64	23.00
		1	7	22.38	22.38	22.60	23.00
		1	14	22.40	22.43	22.67	23.00
		8	0	21.10	21.18	21.32	22.00
		8	4	21.11	21.17	21.34	22.00
		8	7	21.08	21.10	21.34	22.00
		15	0	21.08	21.13	21.32	22.00
	64QAM	1	0	21.18	21.19	21.47	22.00
		1	7	21.33	21.34	21.48	22.00
		1	14	21.16	21.27	21.44	22.00
		8	0	20.93	20.94	21.15	22.00
		8	4	20.99	21.05	21.17	22.00
		8	7	20.95	20.94	21.17	22.00
		15	0	19.92	20.01	20.18	21.00
Bandwidth	Modulation	RB size	RB offset	Channel	Channel	Channel	Tune up
				18625	18900	19175	



Unless otherwise agreed in writing, this document is issued by the Company subject to its General Conditions of Service printed overleaf, available on request or accessible at <http://www.sgs.com/en/Terms-and-Conditions.aspx> and, for electronic format documents, subject to Terms and Conditions for Electronic Documents at <http://www.sgs.com/en/Terms-and-Conditions/Terms-e-Documents.aspx>. Attention is drawn to the limitation of liability, indemnification and jurisdiction issues defined therein. Any holder of this document is advised that information contained hereon reflects the Company's findings at the time of its intervention only and within the limits of Client's instructions, if any. The Company's sole responsibility is to its Client and this document does not exonerate parties to a transaction from exercising all their rights and obligations under the transaction documents. This document cannot be reproduced except in full, without prior written approval of the Company. Any unauthorized alteration, forgery or falsification of the content or appearance of this document is unlawful and offenders may be prosecuted to the fullest extent of the law. Unless otherwise stated the results shown in this test report refer only to the sample(s) tested and such sample(s) are retained for 30 days only.

Attention: To check the authenticity of testing / inspection report & certificate, please contact us at telephone: (86-755) 8307 1443, or email: CN.Doccheck@sgs.com

5MHz	QPSK	1	0	23.21	23.22	23.35	24.00
		1	13	23.08	23.08	23.30	24.00
		1	24	23.06	23.16	23.30	24.00
		12	0	22.16	22.19	22.34	23.00
		12	6	22.10	22.18	22.32	23.00
		12	13	22.13	22.20	22.34	23.00
		25	0	22.14	22.22	22.35	23.00
	16QAM	1	0	22.53	22.56	22.73	23.00
		1	13	22.40	22.42	22.62	23.00
		1	24	22.43	22.46	22.68	23.00
		12	0	21.16	21.23	21.37	22.00
		12	6	21.13	21.20	21.32	22.00
		12	13	21.12	21.22	21.32	22.00
		25	0	21.16	21.18	21.34	22.00
	64QAM	1	0	21.21	21.24	21.48	22.00
		1	13	21.30	21.37	21.51	22.00
		1	24	21.16	21.25	21.43	22.00
		12	0	20.93	20.95	21.14	22.00
		12	6	20.97	21.02	21.17	22.00
		12	13	20.97	20.92	21.17	22.00
		25	0	19.89	20.02	20.16	21.00
Bandwidth	Modulation	RB size	RB offset	Channel	Channel	Channel	Tune up
				18650	18900	19150	
10MHz	QPSK	1	0	23.18	23.30	23.35	24.00
		1	25	23.09	23.08	23.30	24.00
		1	49	23.16	23.29	23.45	24.00
		25	0	22.11	22.12	22.27	23.00
		25	13	22.13	22.12	22.25	23.00
		25	25	22.16	22.17	22.29	23.00
		50	0	22.12	22.13	22.25	23.00
	16QAM	1	0	22.54	22.64	22.65	23.00
		1	25	22.41	22.44	22.55	23.00
		1	49	22.44	22.56	22.68	23.00
		25	0	21.10	21.12	21.24	22.00
		25	13	21.13	21.11	21.21	22.00
		25	25	21.09	21.13	21.27	22.00
		50	0	21.13	21.12	21.25	22.00
	64QAM	1	0	21.21	21.23	21.43	22.00
		1	25	21.31	21.35	21.50	22.00
		1	49	21.14	21.26	21.44	22.00
		25	0	20.92	20.94	21.13	22.00
		25	13	20.96	21.01	21.14	22.00
		25	25	20.96	20.96	21.13	22.00
		50	0	19.88	20.01	20.14	21.00
Bandwidth	Modulation	RB size	RB offset	Channel	Channel	Channel	Tune up
				18675	18900	19125	
15MHz	QPSK	1	0	23.30	23.35	23.44	24.00
		1	38	23.10	23.09	23.14	24.00
		1	74	23.29	23.33	23.48	24.00
		36	0	22.11	22.10	22.19	23.00
		36	18	22.17	22.13	22.29	23.00
		36	39	22.07	22.21	22.24	23.00



Unless otherwise agreed in writing, this document is issued by the Company subject to its General Conditions of Service printed overleaf, available on request or accessible at <http://www.sgs.com/en/Terms-and-Conditions.aspx> and, for electronic format documents, subject to Terms and Conditions for Electronic Documents at <http://www.sgs.com/en/Terms-and-Conditions/Terms-e-Documents.aspx>. Attention is drawn to the limitation of liability, indemnification and jurisdiction issues defined therein. Any holder of this document is advised that information contained hereon reflects the Company's findings at the time of its intervention only and within the limits of Client's instructions, if any. The Company's sole responsibility is to its Client and this document does not exonerate parties to a transaction from exercising all their rights and obligations under the transaction documents. This document cannot be reproduced except in full, without prior written approval of the Company. Any unauthorized alteration, forgery or falsification of the content or appearance of this document is unlawful and offenders may be prosecuted to the fullest extent of the law. Unless otherwise stated the results shown in this test report refer only to the sample(s) tested and such sample(s) are retained for 30 days only.

Attention: To check the authenticity of testing/inspection report & certificate, please contact us at telephone: (86-755) 8307 1443, or email: CN.Doccheck@sgs.com

		75	0	22.17	22.13	22.22	23.00
	16QAM	1	0	22.62	22.67	22.77	23.00
		1	38	22.49	22.40	22.51	23.00
		1	74	22.67	22.73	22.75	23.00
		36	0	21.14	21.10	21.18	22.00
		36	18	21.19	21.14	21.27	22.00
		36	39	21.06	21.16	21.24	22.00
		75	0	21.13	21.11	21.25	22.00
	64QAM	1	0	21.20	21.23	21.46	22.00
		1	38	21.29	21.38	21.49	22.00
		1	74	21.13	21.24	21.45	22.00
		36	0	20.93	20.96	21.13	22.00
		36	18	20.97	21.05	21.14	22.00
		36	39	20.94	20.94	21.13	22.00
		75	0	19.91	20.00	20.18	21.00
Bandwidth	Modulation	RB size	RB offset	Channel	Channel	Channel	Tune up
				18700	18900	19100	
20MHz	QPSK	1	0	23.15	23.20	23.28	24.00
		1	50	22.99	23.03	23.17	24.00
		1	99	23.29	22.95	23.03	24.00
		50	0	22.19	22.18	22.16	23.00
		50	25	22.05	22.15	22.18	23.00
		50	50	22.20	22.08	22.16	23.00
		100	0	22.04	22.07	22.27	23.00
	16QAM	1	0	22.52	22.55	22.63	23.00
		1	50	22.36	22.34	22.51	23.00
		1	99	22.20	22.27	22.35	23.00
		50	0	21.17	21.20	21.25	22.00
		50	25	21.13	21.15	21.27	22.00
		50	50	21.04	21.07	21.16	22.00
		100	0	21.05	21.05	21.20	22.00
	64QAM	1	0	21.19	21.22	21.45	22.00
		1	50	21.32	21.37	21.50	22.00
		1	99	21.13	21.25	21.45	22.00
		50	0	20.94	20.94	21.17	22.00
		50	25	21.00	21.04	21.18	22.00
		50	50	20.98	20.95	21.13	22.00
		100	0	19.90	20.01	20.15	21.00



Unless otherwise agreed in writing, this document is issued by the Company subject to its General Conditions of Service printed overleaf, available on request or accessible at <http://www.sgs.com/en/Terms-and-Conditions.aspx> and, for electronic format documents, subject to Terms and Conditions for Electronic Documents at <http://www.sgs.com/en/Terms-and-Conditions/Terms-e-Documents.aspx>. Attention is drawn to the limitation of liability, indemnification and jurisdiction issues defined therein. Any holder of this document is advised that information contained hereon reflects the Company's findings at the time of its intervention only and within the limits of Client's instructions, if any. The Company's sole responsibility is to its Client and this document does not exonerate parties to a transaction from exercising all their rights and obligations under the transaction documents. This document cannot be reproduced except in full, without prior written approval of the Company. Any unauthorized alteration, forgery or falsification of the content or appearance of this document is unlawful and offenders may be prosecuted to the fullest extent of the law. Unless otherwise stated the results shown in this test report refer only to the sample(s) tested and such sample(s) are retained for 30 days only.

Attention: To check the authenticity of testing /inspection report & certificate, please contact us at telephone: (86-755) 8307 1443, or email: CN.Doccheck@sgs.com

LTE Band 2 (Sensor on)				Conducted Power(dBm)			
Bandwidth	Modulation	RB size	RB offset	Channel	Channel	Channel	Tune up
				18607	18900	19193	
1.4MHz	QPSK	1	0	17.47	17.54	17.35	18.50
		1	2	17.68	17.40	17.55	18.50
		1	5	17.59	17.34	17.35	18.50
		3	0	17.66	17.34	17.49	18.50
		3	2	17.69	17.41	17.67	18.50
		3	3	17.67	17.34	17.48	18.50
	16QAM	6	0	17.72	17.35	17.59	18.50
		1	0	17.77	17.69	17.45	18.50
		1	2	17.58	17.45	17.55	18.50
		1	5	17.46	17.65	17.35	18.50
		3	0	17.74	17.43	17.45	18.50
		3	2	17.69	17.44	17.54	18.50
	64QAM	3	3	17.55	17.40	17.65	18.50
		6	0	17.55	17.45	17.57	18.50
		1	0	17.62	17.55	17.31	18.50
		1	2	17.43	17.34	17.39	18.50
		1	5	17.27	17.54	17.25	18.50
		3	0	17.54	17.30	17.26	18.50
3MHz	QPSK	3	2	17.50	17.27	17.39	18.50
		3	3	17.43	17.25	17.51	18.50
		6	0	17.41	17.29	17.40	18.50
	16QAM	1	0	17.48	17.50	17.43	18.50
		1	7	17.59	17.25	17.41	18.50
		1	14	17.24	17.50	17.52	18.50
	64QAM	8	0	17.48	17.30	17.28	18.50
		8	4	17.29	17.13	17.19	18.50
		8	7	17.32	17.18	17.17	18.50
	QPSK	15	0	17.26	17.21	17.42	18.50
		1	0	17.33	17.40	17.24	18.50
		1	7	17.22	17.17	17.28	18.50
		1	14	17.34	17.40	17.02	18.50
		8	0	17.18	17.27	17.33	18.50
		8	4	17.35	17.18	17.30	18.50
5MHz	QPSK	8	7	17.26	17.16	17.30	18.50
		15	0	17.33	17.01	17.33	18.50
	16QAM	1	0	17.14	17.24	17.11	18.50
		1	7	17.12	17.07	17.14	18.50
		1	14	17.16	17.20	16.82	18.50
		8	0	17.01	17.11	17.22	18.50
	64QAM	8	4	17.22	17.05	17.16	18.50
		8	7	17.12	17.04	17.10	18.50
		15	0	17.19	16.87	17.22	18.50
	QPSK	1	0	17.52	17.44	17.43	18.50
		1	7	17.59	17.25	17.41	18.50
		1	14	17.24	17.50	17.52	18.50
		8	0	17.48	17.30	17.28	18.50
		8	4	17.29	17.13	17.19	18.50
		8	7	17.32	17.18	17.17	18.50
5MHz	QPSK	15	0	17.26	17.21	17.42	18.50
		1	0	17.33	17.40	17.24	18.50
		1	7	17.22	17.17	17.28	18.50
		1	14	17.34	17.40	17.02	18.50
		8	0	17.18	17.27	17.33	18.50
		8	4	17.35	17.18	17.30	18.50
	16QAM	8	7	17.26	17.16	17.30	18.50
		15	0	17.33	17.01	17.33	18.50
		1	0	17.14	17.24	17.11	18.50
		1	7	17.12	17.07	17.14	18.50
		1	14	17.16	17.20	16.82	18.50
		8	0	17.01	17.11	17.22	18.50
	64QAM	8	4	17.22	17.05	17.16	18.50
		8	7	17.12	17.04	17.10	18.50
		15	0	17.19	16.87	17.22	18.50
	QPSK	1	0	17.52	17.44	17.43	18.50
		1	7	17.59	17.25	17.41	18.50
		1	14	17.24	17.50	17.52	18.50
		8	0	17.48	17.30	17.28	18.50
		8	4	17.29	17.13	17.19	18.50
		8	7	17.32	17.18	17.17	18.50
5MHz	QPSK	15	0	17.26	17.21	17.42	18.50
		1	0	17.33	17.40	17.24	18.50
		1	7	17.22	17.17	17.28	18.50
		1	14	17.34	17.40	17.02	18.50
		8	0	17.18	17.27	17.33	18.50
		8	4	17.35	17.18	17.30	18.50
	16QAM	8	7	17.26	17.16	17.30	18.50
		15	0	17.33	17.01	17.33	18.50
		1	0	17.14	17.24	17.11	18.50
		1	7	17.12	17.07	17.14	18.50
		1	14	17.16	17.20	16.82	18.50
		8	0	17.01	17.11	17.22	18.50
	64QAM	8	4	17.22	17.05	17.16	18.50
		8	7	17.12	17.04	17.10	18.50
		15	0	17.19	16.87	17.22	18.50
	QPSK	1	0	17.52	17.44	17.43	18.50
		1	7	17.59	17.25	17.41	18.50
		1	14	17.24	17.50	17.52	18.50
		8	0	17.48	17.30	17.28	18.50
		8	4	17.29	17.13	17.19	18.50
		8	7	17.32	17.18	17.17	18.50



Unless otherwise agreed in writing, this document is issued by the Company subject to its General Conditions of Service printed overleaf, available on request or accessible at <http://www.sgs.com/en/Terms-and-Conditions.aspx> and, for electronic format documents, subject to Terms and Conditions for Electronic Documents at <http://www.sgs.com/en/Terms-and-Conditions/Terms-e-Documents.aspx>. Attention is drawn to the limitation of liability, indemnification and jurisdiction issues defined therein. Any holder of this document is advised that information contained hereon reflects the Company's findings at the time of its intervention only and within the limits of Client's instructions, if any. The Company's sole responsibility is to its Client and this document does not exonerate parties to a transaction from exercising all their rights and obligations under the transaction documents. This document cannot be reproduced except in full, without prior written approval of the Company. Any unauthorized alteration, forgery or falsification of the content or appearance of this document is unlawful and offenders may be prosecuted to the fullest extent of the law. Unless otherwise stated the results shown in this test report refer only to the sample(s) tested and such sample(s) are retained for 30 days only.

Attention: To check the authenticity of testing inspection report & certificate, please contact us at telephone: (86-755) 8307 1443, or email: CN.Doccheck@sgs.com
No.1 Workshop, M-10, Middle Section, Science & Technology Park, Shenzhen, China 518057 t (86-755) 26012053 f (86-755) 26710594 www.sgsgr.com.cn
中国·深圳·科技园中区M-10栋一号厂房 邮编: 518057 t (86-755) 26012053 f (86-755) 26710594 sgs.china@sgs.com

		1	13	17.51	17.26	17.51	18.50
		1	24	17.18	17.48	17.50	18.50
		12	0	17.55	17.26	17.29	18.50
		12	6	17.33	17.21	17.27	18.50
		12	13	17.35	17.15	17.18	18.50
		25	0	17.35	17.16	17.43	18.50
	16QAM	1	0	17.29	17.36	17.30	18.50
		1	13	17.24	17.23	17.32	18.50
		1	24	17.34	17.31	17.06	18.50
		12	0	17.14	17.22	17.36	18.50
		12	6	17.43	17.13	17.31	18.50
		12	13	17.24	17.10	17.30	18.50
	64QAM	25	0	17.35	16.98	17.27	18.50
		1	0	17.14	17.21	17.05	18.50
		1	13	17.03	17.04	17.18	18.50
		1	24	17.23	17.23	16.83	18.50
		12	0	17.04	17.11	17.22	18.50
		12	6	17.23	16.99	17.12	18.50
		12	13	17.07	17.03	17.17	18.50
		25	0	17.13	16.82	17.16	18.50
Bandwidth	Modulation	RB size	RB offset	Channel	Channel	Channel	Tune up
				18650	18900	19150	
10MHz	QPSK	1	0	17.45	17.50	17.44	18.50
		1	25	17.56	17.32	17.44	18.50
		1	49	17.15	17.51	17.53	18.50
		25	0	17.52	17.27	17.31	18.50
		25	13	17.34	17.19	17.27	18.50
		25	25	17.34	17.20	17.14	18.50
		50	0	17.31	17.19	17.48	18.50
	16QAM	1	0	17.34	17.40	17.29	18.50
		1	25	17.16	17.25	17.27	18.50
		1	49	17.36	17.32	17.04	18.50
		25	0	17.23	17.26	17.27	18.50
		25	13	17.44	17.13	17.32	18.50
		25	25	17.29	17.16	17.27	18.50
		50	0	17.31	17.03	17.30	18.50
	64QAM	1	0	17.21	17.28	17.09	18.50
		1	25	17.04	17.05	17.09	18.50
		1	49	17.14	17.21	16.89	18.50
		25	0	17.08	17.10	17.23	18.50
		25	13	17.16	17.02	17.10	18.50
		25	25	17.11	16.99	17.12	18.50
		50	0	17.18	16.85	17.16	18.50
Bandwidth	Modulation	RB size	RB offset	Channel	Channel	Channel	Tune up
				18675	18900	19125	
15MHz	QPSK	1	0	17.50	17.44	17.43	18.50
		1	38	17.54	17.28	17.45	18.50
		1	74	17.22	17.50	17.46	18.50
		36	0	17.52	17.22	17.34	18.50
		36	18	17.34	17.19	17.17	18.50
		36	39	17.34	17.13	17.18	18.50
		75	0	17.34	17.20	17.44	18.50



Unless otherwise agreed in writing, this document is issued by the Company subject to its General Conditions of Service printed overleaf, available on request or accessible at <http://www.sgs.com/en/Terms-and-Conditions.aspx> and, for electronic format documents, subject to Terms and Conditions for Electronic Documents at <http://www.sgs.com/en/Terms-and-Conditions/Terms-e-Documents.aspx>. Attention is drawn to the limitation of liability, indemnification and jurisdiction issues defined therein. Any holder of this document is advised that information contained hereon reflects the Company's findings at the time of its intervention only and within the limits of Client's instructions, if any. The Company's sole responsibility is to its Client and this document does not exonerate parties to a transaction from exercising all their rights and obligations under the transaction documents. This document cannot be reproduced except in full, without prior written approval of the Company. Any unauthorized alteration, forgery or falsification of the content or appearance of this document is unlawful and offenders may be prosecuted to the fullest extent of the law. Unless otherwise stated the results shown in this test report refer only to the sample(s) tested and such sample(s) are retained for 30 days only.

Attention: To check the authenticity of testing inspection report & certificate, please contact us at telephone: (86-755) 8307 1443, or email: CN.Doccheck@sgs.com
No.1 Workshop, M-10, Middle Section, Science & Technology Park, Shenzhen, China 518057 t (86-755) 26012053 f (86-755) 26710594 www.sgsgroup.com.cn
中国·深圳·科技园中区M-10栋一号厂房 邮编: 518057 t (86-755) 26012053 f (86-755) 26710594 sgs.china@sgs.com

	16QAM	1	0	17.26	17.41	17.24	18.50
		1	38	17.20	17.20	17.27	18.50
		1	74	17.32	17.37	17.05	18.50
		36	0	17.15	17.21	17.27	18.50
		36	18	17.36	17.10	17.33	18.50
		36	39	17.28	17.14	17.20	18.50
		75	0	17.35	17.03	17.34	18.50
	64QAM	1	0	17.15	17.30	17.14	18.50
		1	38	17.09	17.03	17.17	18.50
		1	74	17.20	17.26	16.83	18.50
		36	0	17.04	17.09	17.21	18.50
		36	18	17.17	17.08	17.16	18.50
		36	39	17.13	17.01	17.13	18.50
		75	0	17.20	16.81	17.18	18.50
Bandwidth	Modulation	RB size	RB offset	Channel	Channel	Channel	Tune up
				18700	18900	19100	
20MHz	QPSK	1	0	17.76	17.75	17.75	18.50
		1	50	17.81	17.61	17.70	18.50
		1	99	17.82	17.80	17.78	18.50
		50	0	17.77	17.41	17.40	18.50
		50	25	17.63	17.45	17.38	18.50
		50	50	17.78	17.46	17.42	18.50
		100	0	17.75	17.51	17.74	18.50
	16QAM	1	0	17.55	17.72	17.58	18.50
		1	50	17.46	17.53	17.64	18.50
		1	99	17.65	17.70	17.35	18.50
		50	0	17.53	17.56	17.59	18.50
		50	25	17.69	17.50	17.55	18.50
		50	50	17.58	17.41	17.54	18.50
		100	0	17.59	17.35	17.63	18.50
	64QAM	1	0	17.15	17.24	17.13	18.50
		1	50	17.07	17.01	17.12	18.50
		1	99	17.17	17.21	16.91	18.50
		50	0	16.99	17.16	17.21	18.50
		50	25	17.19	16.99	17.12	18.50
		50	50	17.06	17.01	17.18	18.50
		100	0	17.14	16.91	17.15	18.50



Unless otherwise agreed in writing, this document is issued by the Company subject to its General Conditions of Service printed overleaf, available on request or accessible at <http://www.sgs.com/en/Terms-and-Conditions.aspx> and, for electronic format documents, subject to Terms and Conditions for Electronic Documents at <http://www.sgs.com/en/Terms-and-Conditions/Terms-e-Documents.aspx>. Attention is drawn to the limitation of liability, indemnification and jurisdiction issues defined therein. Any holder of this document is advised that information contained hereon reflects the Company's findings at the time of its intervention only and within the limits of Client's instructions, if any. The Company's sole responsibility is to its Client and this document does not exonerate parties to a transaction from exercising all their rights and obligations under the transaction documents. This document cannot be reproduced except in full, without prior written approval of the Company. Any unauthorized alteration, forgery or falsification of the content or appearance of this document is unlawful and offenders may be prosecuted to the fullest extent of the law. Unless otherwise stated the results shown in this test report refer only to the sample(s) tested and such sample(s) are retained for 30 days only.

Attention: To check the authenticity of testing /inspection report & certificate, please contact us at telephone: (86-755) 8307 1443, or email: CN.Doccheck@sgs.com

LTE Band 2 (Hotspot on)				Conducted Power(dBm)			
Bandwidth	Modulation	RB size	RB offset	Channel	Channel	Channel	Tune up
				18607	18900	19193	
1.4MHz	QPSK	1	0	16.62	16.61	16.64	17.50
		1	2	16.67	16.48	16.59	17.50
		1	5	16.26	16.72	16.61	17.50
		3	0	16.64	16.36	16.37	17.50
		3	2	16.55	16.34	16.48	17.50
		3	3	16.58	16.28	16.35	17.50
		6	0	16.46	16.32	16.57	17.50
	16QAM	1	0	16.34	16.64	16.54	17.50
		1	2	16.32	16.28	16.37	17.50
		1	5	16.45	16.58	16.24	17.50
		3	0	16.42	16.43	16.44	17.50
		3	2	16.66	16.35	16.40	17.50
		3	3	16.40	16.36	16.43	17.50
		6	0	16.40	16.20	16.40	17.50
	64QAM	1	0	16.24	16.46	16.44	17.50
		1	2	16.21	16.12	16.23	17.50
		1	5	16.31	16.41	16.08	17.50
		3	0	16.32	16.32	16.34	17.50
		3	2	16.54	16.23	16.22	17.50
		3	3	16.22	16.16	16.25	17.50
		6	0	16.20	16.01	16.25	17.50
Bandwidth	Modulation	RB size	RB offset	Channel	Channel	Channel	Tune up
				18615	18900	19185	
3MHz	QPSK	1	0	16.61	16.66	16.71	17.50
		1	7	16.63	16.53	16.51	17.50
		1	14	16.26	16.69	16.64	17.50
		8	0	16.56	16.36	16.39	17.50
		8	4	16.54	16.38	16.46	17.50
		8	7	16.57	16.31	16.35	17.50
		15	0	16.41	16.27	16.52	17.50
	16QAM	1	0	16.36	16.58	16.51	17.50
		1	7	16.32	16.29	16.44	17.50
		1	14	16.52	16.52	16.22	17.50
		8	0	16.43	16.49	16.44	17.50
		8	4	16.65	16.32	16.39	17.50
		8	7	16.41	16.37	16.51	17.50
		15	0	16.43	16.18	16.47	17.50
	64QAM	1	0	16.20	16.45	16.36	17.50
		1	7	16.12	16.12	16.26	17.50
		1	14	16.35	16.44	16.12	17.50
		8	0	16.26	16.32	16.32	17.50
		8	4	16.54	16.22	16.26	17.50
		8	7	16.24	16.24	16.27	17.50
		15	0	16.26	16.08	16.26	17.50
Bandwidth	Modulation	RB size	RB offset	Channel	Channel	Channel	Tune up
				18625	18900	19175	
5MHz	QPSK	1	0	16.63	16.65	16.71	17.50



Unless otherwise agreed in writing, this document is issued by the Company subject to its General Conditions of Service printed overleaf, available on request or accessible at <http://www.sgs.com/en/Terms-and-Conditions.aspx> and, for electronic format documents, subject to Terms and Conditions for Electronic Documents at <http://www.sgs.com/en/Terms-and-Conditions/Terms-e-Documents.aspx>. Attention is drawn to the limitation of liability, indemnification and jurisdiction issues defined therein. Any holder of this document is advised that information contained hereon reflects the Company's findings at the time of its intervention only and within the limits of Client's instructions, if any. The Company's sole responsibility is to its Client and this document does not exonerate parties to a transaction from exercising all their rights and obligations under the transaction documents. This document cannot be reproduced except in full, without prior written approval of the Company. Any unauthorized alteration, forgery or falsification of the content or appearance of this document is unlawful and offenders may be prosecuted to the fullest extent of the law. Unless otherwise stated the results shown in this test report refer only to the sample(s) tested and such sample(s) are retained for 30 days only.

Attention: To check the authenticity of testing inspection report & certificate, please contact us at telephone: (86-755) 8307 1443, or email: CN.Doccheck@sgs.com
No.1 Workshop, M-10, Middle Section, Science & Technology Park, Shenzhen, China 518057 t (86-755) 26012053 f (86-755) 26710594 www.sgsgroup.com.cn
中国·深圳·科技园中区M-10栋一号厂房 邮编: 518057 t (86-755) 26012053 f (86-755) 26710594 sgs.china@sgs.com

		1	13	16.69	16.55	16.60	17.50
		1	24	16.24	16.66	16.59	17.50
		12	0	16.56	16.39	16.34	17.50
		12	6	16.54	16.41	16.51	17.50
		12	13	16.59	16.25	16.34	17.50
		25	0	16.44	16.28	16.57	17.50
	16QAM	1	0	16.35	16.57	16.46	17.50
		1	13	16.37	16.31	16.42	17.50
		1	24	16.52	16.53	16.19	17.50
		12	0	16.37	16.42	16.38	17.50
		12	6	16.68	16.38	16.45	17.50
		12	13	16.41	16.38	16.41	17.50
	64QAM	25	0	16.40	16.13	16.40	17.50
		1	0	16.18	16.45	16.35	17.50
		1	13	16.12	16.09	16.20	17.50
		1	24	16.35	16.46	16.13	17.50
		12	0	16.29	16.27	16.28	17.50
		12	6	16.56	16.17	16.21	17.50
		12	13	16.26	16.16	16.28	17.50
		25	0	16.24	16.09	16.28	17.50
Bandwidth	Modulation	RB size	RB offset	Channel	Channel	Channel	Tune up
				18650	18900	19150	
10MHz	QPSK	1	0	16.56	16.40	16.54	17.50
		1	25	16.50	16.27	16.49	17.50
		1	49	16.12	16.49	16.48	17.50
		25	0	16.39	16.24	16.30	17.50
		25	13	16.42	16.21	16.24	17.50
		25	25	16.41	16.16	16.16	17.50
		50	0	16.27	16.14	16.36	17.50
	16QAM	1	0	16.17	16.42	16.37	17.50
		1	25	16.21	16.14	16.31	17.50
		1	49	16.36	16.39	16.04	17.50
		25	0	16.19	16.25	16.33	17.50
		25	13	16.41	16.17	16.24	17.50
		25	25	16.20	16.14	16.24	17.50
		50	0	16.35	16.02	16.35	17.50
	64QAM	1	0	16.15	16.48	16.42	17.50
		1	25	16.17	16.12	16.27	17.50
		1	49	16.35	16.45	16.14	17.50
		25	0	16.30	16.32	16.25	17.50
		25	13	16.55	16.19	16.25	17.50
		25	25	16.25	16.19	16.28	17.50
		50	0	16.25	16.07	16.25	17.50
Bandwidth	Modulation	RB size	RB offset	Channel	Channel	Channel	Tune up
				18675	18900	19125	
15MHz	QPSK	1	0	16.52	16.48	16.56	17.50
		1	38	16.56	16.28	16.46	17.50
		1	74	16.12	16.48	16.49	17.50
		36	0	16.38	16.20	16.26	17.50
		36	18	16.39	16.19	16.23	17.50
		36	39	16.32	16.07	16.13	17.50
		75	0	16.34	16.12	16.37	17.50



Unless otherwise agreed in writing, this document is issued by the Company subject to its General Conditions of Service printed overleaf, available on request or accessible at <http://www.sgs.com/en/Terms-and-Conditions.aspx> and, for electronic format documents, subject to Terms and Conditions for Electronic Documents at <http://www.sgs.com/en/Terms-and-Conditions/Terms-e-Documents.aspx>. Attention is drawn to the limitation of liability, indemnification and jurisdiction issues defined therein. Any holder of this document is advised that information contained hereon reflects the Company's findings at the time of its intervention only and within the limits of Client's instructions, if any. The Company's sole responsibility is to its Client and this document does not exonerate parties to a transaction from exercising all their rights and obligations under the transaction documents. This document cannot be reproduced except in full, without prior written approval of the Company. Any unauthorized alteration, forgery or falsification of the content or appearance of this document is unlawful and offenders may be prosecuted to the fullest extent of the law. Unless otherwise stated the results shown in this test report refer only to the sample(s) tested and such sample(s) are retained for 30 days only.

Attention: To check the authenticity of testing/inspection report & certificate, please contact us at telephone: (86-755) 8307 1443, or email: CN.Doccheck@sgs.com

	16QAM	1	0	16.19	16.41	16.38	17.50
		1	38	16.24	16.22	16.24	17.50
		1	74	16.36	16.40	16.08	17.50
		36	0	16.22	16.26	16.27	17.50
		36	18	16.48	16.16	16.33	17.50
		36	39	16.20	16.17	16.27	17.50
		75	0	16.34	15.99	16.30	17.50
	64QAM	1	0	16.18	16.53	16.42	17.50
		1	38	16.20	16.11	16.20	17.50
		1	74	16.25	16.43	16.14	17.50
		36	0	16.22	16.33	16.32	17.50
		36	18	16.48	16.22	16.23	17.50
		36	39	16.24	16.23	16.24	17.50
		75	0	16.29	16.05	16.28	17.50
Bandwidth	Modulation	RB size	RB offset	Channel	Channel	Channel	Tune up
				18700	18900	19100	
20MHz	QPSK	1	0	16.75	16.78	16.75	17.50
		1	50	16.79	16.65	16.70	17.50
		1	99	16.85	16.82	16.76	17.50
		50	0	16.74	16.40	16.45	17.50
		50	25	16.68	16.30	16.39	17.50
		50	50	16.75	16.41	16.49	17.50
		100	0	16.72	16.44	16.71	17.50
	16QAM	1	0	16.47	16.74	16.66	17.50
		1	50	16.47	16.47	16.55	17.50
		1	99	16.63	16.70	16.37	17.50
		50	0	16.53	16.62	16.54	17.50
		50	25	16.79	16.48	16.57	17.50
		50	50	16.53	16.49	16.61	17.50
		100	0	16.60	16.33	16.60	17.50
	64QAM	1	0	16.19	16.47	16.39	17.50
		1	50	16.13	16.10	16.26	17.50
		1	99	16.32	16.48	16.14	17.50
		50	0	16.31	16.33	16.25	17.50
		50	25	16.53	16.23	16.30	17.50
		50	50	16.20	16.25	16.26	17.50
		100	0	16.23	16.10	16.24	17.50



Unless otherwise agreed in writing, this document is issued by the Company subject to its General Conditions of Service printed overleaf, available on request or accessible at <http://www.sgs.com/en/Terms-and-Conditions.aspx> and, for electronic format documents, subject to Terms and Conditions for Electronic Documents at <http://www.sgs.com/en/Terms-and-Conditions/Terms-e-Documents.aspx>. Attention is drawn to the limitation of liability, indemnification and jurisdiction issues defined therein. Any holder of this document is advised that information contained hereon reflects the Company's findings at the time of its intervention only and within the limits of Client's instructions, if any. The Company's sole responsibility is to its Client and this document does not exonerate parties to a transaction from exercising all their rights and obligations under the transaction documents. This document cannot be reproduced except in full, without prior written approval of the Company. Any unauthorized alteration, forgery or falsification of the content or appearance of this document is unlawful and offenders may be prosecuted to the fullest extent of the law. Unless otherwise stated the results shown in this test report refer only to the sample(s) tested and such sample(s) are retained for 30 days only.

Attention: To check the authenticity of testing /inspection report & certificate, please contact us at telephone: (86-755) 8307 1443, or email: CN.Doccheck@sgs.com

LTE Band 2 (Handheld)				Conducted Power(dBm)			
Bandwidth	Modulation	RB size	RB offset	Channel	Channel	Channel	Tune up
				18607	18900	19193	
1.4MHz	QPSK	1	0	20.44	20.39	20.46	21.50
		1	2	20.52	20.34	20.53	21.50
		1	5	20.20	20.46	20.40	21.50
		3	0	20.42	20.22	20.26	21.50
		3	2	20.32	20.20	20.18	21.50
		3	3	20.25	20.11	20.14	21.50
		6	0	20.29	20.20	20.37	21.50
	16QAM	1	0	20.18	20.42	20.20	21.50
		1	2	20.15	20.19	20.31	21.50
		1	5	20.31	20.44	20.06	21.50
		3	0	20.25	20.17	20.24	21.50
		3	2	20.41	20.16	20.24	21.50
		3	3	20.32	20.11	20.20	21.50
		6	0	20.31	20.07	20.38	21.50
	64QAM	1	0	20.04	20.23	20.10	21.50
		1	2	20.00	20.09	20.11	21.50
		1	5	20.21	20.26	19.90	21.50
		3	0	20.06	20.05	20.09	21.50
		3	2	20.22	20.00	20.10	21.50
		3	3	20.17	20.01	20.10	21.50
		6	0	20.15	19.90	20.18	21.00
Bandwidth	Modulation	RB size	RB offset	Channel	Channel	Channel	Tune up
				18615	18900	19185	
3MHz	QPSK	1	0	20.41	20.41	20.45	21.50
		1	7	20.49	20.36	20.52	21.50
		1	14	20.23	20.51	20.40	21.50
		8	0	20.44	20.28	20.25	21.50
		8	4	20.35	20.16	20.22	21.50
		8	7	20.33	20.10	20.20	21.50
		15	0	20.31	20.28	20.38	21.50
	16QAM	1	0	20.21	20.47	20.26	21.50
		1	7	20.17	20.18	20.29	21.50
		1	14	20.39	20.44	20.05	21.50
		8	0	20.22	20.20	20.26	21.50
		8	4	20.38	20.20	20.27	21.50
		8	7	20.36	20.14	20.19	21.50
		15	0	20.28	20.10	20.30	21.50
	64QAM	1	0	20.02	20.25	20.04	21.50
		1	7	20.03	20.04	20.21	21.50
		1	14	20.12	20.34	19.92	21.50
		8	0	20.12	20.05	20.06	21.00
		8	4	20.29	19.99	20.13	21.00
		8	7	20.14	20.01	20.07	21.00
		15	0	20.21	19.90	20.23	21.00
Bandwidth	Modulation	RB size	RB offset	Channel	Channel	Channel	Tune up
				18625	18900	19175	
5MHz	QPSK	1	0	20.39	20.43	20.40	21.50



Unless otherwise agreed in writing, this document is issued by the Company subject to its General Conditions of Service printed overleaf, available on request or accessible at <http://www.sgs.com/en/Terms-and-Conditions.aspx> and, for electronic format documents, subject to Terms and Conditions for Electronic Documents at <http://www.sgs.com/en/Terms-and-Conditions/Terms-e-Document.aspx>. Attention is drawn to the limitation of liability, indemnification and jurisdiction issues defined therein. Any holder of this document is advised that information contained hereon reflects the Company's findings at the time of its intervention only and within the limits of Client's instructions, if any. The Company's sole responsibility is to its Client and this document does not exonerate parties to a transaction from exercising all their rights and obligations under the transaction documents. This document cannot be reproduced except in full, without prior written approval of the Company. Any unauthorized alteration, forgery or falsification of the content or appearance of this document is unlawful and offenders may be prosecuted to the fullest extent of the law. Unless otherwise stated the results shown in this test report refer only to the sample(s) tested and such sample(s) are retained for 30 days only.

Attention: To check the authenticity of testing inspection report & certificate, please contact us at telephone: (86-755) 8307 1443, or email: CN.Doccheck@sgs.com

		1	13	20.53	20.31	20.45	21.50
		1	24	20.20	20.43	20.45	21.50
		12	0	20.45	20.22	20.21	21.50
		12	6	20.30	20.19	20.19	21.50
		12	13	20.32	20.11	20.19	21.50
		25	0	20.39	20.20	20.35	21.50
		1	0	20.17	20.43	20.26	21.50
		1	13	20.17	20.19	20.30	21.50
		1	24	20.35	20.48	20.01	21.50
		12	0	20.27	20.21	20.22	21.50
	16QAM	12	6	20.37	20.20	20.23	21.50
		12	13	20.32	20.14	20.19	21.50
		25	0	20.23	20.03	20.30	21.50
		1	0	20.02	20.30	20.00	21.50
		1	13	19.95	19.99	20.21	21.50
		1	24	20.13	20.25	19.91	21.50
	64QAM	12	0	20.08	20.07	20.07	21.00
		12	6	20.31	20.02	20.08	21.00
		12	13	20.15	19.94	20.02	21.00
		25	0	20.17	19.97	20.27	21.00
Bandwidth	Modulation	RB size	RB offset	Channel	Channel	Channel	Tune up
				18650	18900	19150	
10MHz	QPSK	1	0	20.41	20.38	20.39	21.50
		1	25	20.46	20.35	20.52	21.50
		1	49	20.21	20.53	20.47	21.50
		25	0	20.46	20.22	20.22	21.50
		25	13	20.31	20.24	20.21	21.50
		25	25	20.30	20.15	20.19	21.50
		50	0	20.29	20.22	20.43	21.50
	16QAM	1	0	20.16	20.45	20.28	21.50
		1	25	20.12	20.16	20.34	21.50
		1	49	20.36	20.41	20.07	21.50
		25	0	20.22	20.21	20.24	21.50
		25	13	20.37	20.22	20.27	21.50
		25	25	20.34	20.12	20.21	21.50
		50	0	20.31	20.12	20.34	21.50
	64QAM	1	0	19.99	20.24	20.07	21.50
		1	25	20.01	20.09	20.20	21.50
		1	49	20.17	20.26	19.95	21.50
		25	0	20.06	19.99	20.10	21.00
		25	13	20.31	20.02	20.09	21.00
		25	25	20.22	19.97	20.01	21.00
		50	0	20.16	19.91	20.27	21.00
Bandwidth	Modulation	RB size	RB offset	Channel	Channel	Channel	Tune up
				18675	18900	19125	
15MHz	QPSK	1	0	20.37	20.40	20.49	21.50
		1	38	20.48	20.37	20.54	21.50
		1	74	20.21	20.52	20.46	21.50
		36	0	20.45	20.30	20.23	21.50
		36	18	20.33	20.22	20.17	21.50
		36	39	20.26	20.12	20.15	21.50
		75	0	20.37	20.29	20.34	21.50



Unless otherwise agreed in writing, this document is issued by the Company subject to its General Conditions of Service printed overleaf, available on request or accessible at <http://www.sgs.com/en/Terms-and-Conditions.aspx> and, for electronic format documents, subject to Terms and Conditions for Electronic Documents at <http://www.sgs.com/en/Terms-and-Conditions/Terms-e-Documents.aspx>. Attention is drawn to the limitation of liability, indemnification and jurisdiction issues defined therein. Any holder of this document is advised that information contained hereon reflects the Company's findings at the time of its intervention only and within the limits of Client's instructions, if any. The Company's sole responsibility is to its Client and this document does not exonerate parties to a transaction from exercising all their rights and obligations under the transaction documents. This document cannot be reproduced except in full, without prior written approval of the Company. Any unauthorized alteration, forgery or falsification of the content or appearance of this document is unlawful and offenders may be prosecuted to the fullest extent of the law. Unless otherwise stated the results shown in this test report refer only to the sample(s) tested and such sample(s) are retained for 30 days only.

Attention: To check the authenticity of testing inspection report & certificate, please contact us at telephone: (86-755) 8307 1443, or email: CN.Doccheck@sgs.com

	16QAM	1	0	20.20	20.47	20.20	21.50
		1	38	20.15	20.21	20.29	21.50
		1	74	20.30	20.41	20.02	21.50
		36	0	20.18	20.25	20.25	21.50
		36	18	20.35	20.25	20.18	21.50
		36	39	20.33	20.08	20.22	21.50
		75	0	20.32	20.10	20.36	21.50
	64QAM	1	0	19.98	20.23	20.06	21.50
		1	38	20.05	20.05	20.15	21.50
		1	74	20.14	20.29	19.95	21.50
		36	0	20.09	20.03	20.07	21.00
		36	18	20.23	19.97	20.04	21.00
		36	39	20.14	19.94	20.07	21.00
		75	0	20.18	19.93	20.21	21.00
Bandwidth	Modulation	RB size	RB offset	Channel	Channel	Channel	Tune up
				18700	18900	19100	
20MHz	QPSK	1	0	20.56	20.58	20.51	21.50
		1	50	20.66	20.49	20.50	21.50
		1	99	20.67	20.63	20.58	21.50
		50	0	20.61	20.29	20.28	21.50
		50	25	20.46	20.24	20.26	21.50
		50	50	20.62	20.30	20.30	21.50
		100	0	20.55	20.39	20.54	21.50
	16QAM	1	0	20.36	20.60	20.40	21.50
		1	50	20.27	20.33	20.49	21.50
		1	99	20.50	20.59	20.18	21.50
		50	0	20.37	20.36	20.40	21.50
		50	25	20.53	20.35	20.38	21.50
		50	50	20.46	20.26	20.39	21.50
		100	0	20.42	20.22	20.49	21.50
	64QAM	1	0	20.06	20.32	20.10	21.50
		1	50	20.00	20.01	20.18	21.50
		1	99	20.18	20.34	19.90	21.50
		50	0	20.09	19.99	20.14	21.00
		50	25	20.26	19.98	20.10	21.00
		50	50	20.19	19.94	20.02	21.00
		100	0	20.20	19.97	20.24	21.00



Unless otherwise agreed in writing, this document is issued by the Company subject to its General Conditions of Service printed overleaf, available on request or accessible at <http://www.sgs.com/en/Terms-and-Conditions.aspx> and, for electronic format documents, subject to Terms and Conditions for Electronic Documents at <http://www.sgs.com/en/Terms-and-Conditions/Terms-e-Documents.aspx>. Attention is drawn to the limitation of liability, indemnification and jurisdiction issues defined therein. Any holder of this document is advised that information contained hereon reflects the Company's findings at the time of its intervention only and within the limits of Client's instructions, if any. The Company's sole responsibility is to its Client and this document does not exonerate parties to a transaction from exercising all their rights and obligations under the transaction documents. This document cannot be reproduced except in full, without prior written approval of the Company. Any unauthorized alteration, forgery or falsification of the content or appearance of this document is unlawful and offenders may be prosecuted to the fullest extent of the law. Unless otherwise stated the results shown in this test report refer only to the sample(s) tested and such sample(s) are retained for 30 days only.

Attention: To check the authenticity of testing /inspection report & certificate, please contact us at telephone: (86-755) 8307 1443, or email: CN.Doccheck@sgs.com

LTE Band 4				Conducted Power(dBm)			
Bandwidth	Modulation	RB size	RB offset	Channel	Channel	Channel	Tune up
				19957	20175	20393	
1.4MHz	QPSK	1	0	22.69	22.77	22.59	24.00
		1	2	22.57	22.72	22.52	24.00
		1	5	22.53	22.56	22.45	24.00
		3	0	22.66	22.63	22.49	23.00
		3	2	22.66	22.76	22.56	23.00
		3	3	22.59	22.62	22.52	23.00
		6	0	21.59	21.66	21.51	23.00
	16QAM	1	0	21.88	21.97	21.82	23.00
		1	2	21.95	22.01	21.88	23.00
		1	5	21.93	21.97	21.80	23.00
		3	0	21.62	21.67	21.57	22.00
		3	2	21.67	21.69	21.54	22.00
		3	3	21.57	21.64	21.48	22.00
		6	0	20.71	20.74	20.57	22.00
	64QAM	1	0	20.70	20.82	20.70	22.00
		1	2	20.81	20.89	20.77	22.00
		1	5	20.80	20.83	20.65	22.00
		3	0	20.49	20.57	20.47	21.00
		3	2	20.56	20.57	20.44	21.00
		3	3	20.46	20.53	20.34	21.00
		6	0	19.56	19.62	19.46	21.00
Bandwidth	Modulation	RB size	RB offset	Channel	Channel	Channel	Tune up
				19965	20175	20385	
3MHz	QPSK	1	0	22.81	22.95	22.68	24.00
		1	7	22.65	22.74	22.62	24.00
		1	14	22.57	22.69	22.51	24.00
		8	0	21.71	21.73	21.58	23.00
		8	4	21.71	21.74	21.58	23.00
		8	7	21.65	21.70	21.56	23.00
		15	0	21.63	21.68	21.55	23.00
	16QAM	1	0	22.07	22.04	21.98	23.00
		1	7	21.95	21.98	21.90	23.00
		1	14	21.91	21.99	21.80	23.00
		8	0	20.74	20.80	20.65	22.00
		8	4	20.72	20.81	20.66	22.00
		8	7	20.67	20.74	20.59	22.00
		15	0	20.72	20.72	20.59	22.00
	64QAM	1	0	20.78	20.82	20.71	22.00
		1	7	20.80	20.91	20.74	22.00
		1	14	20.82	20.84	20.68	22.00
		8	0	20.48	20.54	20.45	21.00
		8	4	20.57	20.56	20.41	21.00
		8	7	20.42	20.50	20.33	21.00
		15	0	19.56	19.61	19.43	21.00
Bandwidth	Modulation	RB size	RB offset	Channel	Channel	Channel	Tune up
				19975	20175	20375	
5MHz	QPSK	1	0	22.88	22.98	22.77	24.00



Unless otherwise agreed in writing, this document is issued by the Company subject to its General Conditions of Service printed overleaf, available on request or accessible at <http://www.sgs.com/en/Terms-and-Conditions.aspx> and, for electronic format documents, subject to Terms and Conditions for Electronic Documents at <http://www.sgs.com/en/Terms-and-Conditions/Terms-e-Documents.aspx>. Attention is drawn to the limitation of liability, indemnification and jurisdiction issues defined therein. Any holder of this document is advised that information contained hereon reflects the Company's findings at the time of its intervention only and within the limits of Client's instructions, if any. The Company's sole responsibility is to its Client and this document does not exonerate parties to a transaction from exercising all their rights and obligations under the transaction documents. This document cannot be reproduced except in full, without prior written approval of the Company. Any unauthorized alteration, forgery or falsification of the content or appearance of this document is unlawful and offenders may be prosecuted to the fullest extent of the law. Unless otherwise stated the results shown in this test report refer only to the sample(s) tested and such sample(s) are retained for 30 days only.

Attention: To check the authenticity of testing/inspection report & certificate, please contact us at telephone: (86-755) 8307 1443, or email: CN.Doccheck@sgs.com
No.1 Workshop, M-10, Middle Section, Science & Technology Park, Shenzhen, China 518057 t (86-755) 26012053 f (86-755) 26710594 www.sgsgroup.com.cn
中国·深圳·科技园中区M-10栋一号厂房 邮编: 518057 t (86-755) 26012053 f (86-755) 26710594 sgs.china@sgs.com

		1	13	22.70	22.73	22.55	24.00
		1	24	22.58	22.63	22.55	24.00
		12	0	21.74	21.79	21.63	23.00
		12	6	21.65	21.74	21.58	23.00
		12	13	21.60	21.67	21.56	23.00
		25	0	21.69	21.74	21.60	23.00
	16QAM	1	0	22.09	22.19	22.00	23.00
		1	13	21.94	22.02	21.93	23.00
		1	24	21.89	21.97	21.81	23.00
		12	0	20.74	20.79	20.70	22.00
		12	6	20.68	20.80	20.61	22.00
		12	13	20.66	20.71	20.61	22.00
	64QAM	25	0	20.71	20.77	20.61	22.00
		1	0	20.69	20.81	20.67	22.00
		1	13	20.82	20.85	20.78	22.00
		1	24	20.82	20.84	20.69	22.00
		12	0	20.44	20.50	20.44	21.00
		12	6	20.54	20.51	20.42	21.00
		12	13	20.41	20.51	20.35	21.00
		25	0	19.58	19.57	19.45	21.00
Bandwidth	Modulation	RB size	RB offset	Channel	Channel	Channel	Tune up
				20000	20175	20350	
10MHz	QPSK	1	0	22.99	23.01	23.02	24.00
		1	25	22.65	22.68	22.55	24.00
		1	49	22.90	22.93	22.80	24.00
		25	0	21.69	21.71	21.67	23.00
		25	13	21.64	21.74	21.61	23.00
		25	25	21.75	21.74	21.63	23.00
		50	0	21.66	21.74	21.65	23.00
	16QAM	1	0	22.10	22.14	22.10	23.00
		1	25	21.80	21.91	21.82	23.00
		1	49	22.07	22.12	22.09	23.00
		25	0	20.71	20.69	20.66	22.00
		25	13	20.66	20.72	20.62	22.00
		25	25	20.73	20.73	20.64	22.00
		50	0	20.71	20.77	20.65	22.00
	64QAM	1	0	20.69	20.77	20.70	22.00
		1	25	20.79	20.83	20.76	22.00
		1	49	20.76	20.80	20.63	22.00
		25	0	20.47	20.51	20.47	21.00
		25	13	20.53	20.56	20.37	21.00
		25	25	20.41	20.50	20.37	21.00
		50	0	19.54	19.64	19.39	21.00
Bandwidth	Modulation	RB size	RB offset	Channel	Channel	Channel	Tune up
				20025	20175	20325	
15MHz	QPSK	1	0	23.05	22.93	22.94	24.00
		1	38	22.70	22.77	22.67	24.00
		1	74	22.97	23.02	22.96	24.00
		36	0	21.71	21.80	21.74	23.00
		36	18	21.73	21.83	21.65	23.00
		36	39	21.71	21.85	21.69	23.00
		75	0	21.75	21.84	21.70	23.00



Unless otherwise agreed in writing, this document is issued by the Company subject to its General Conditions of Service printed overleaf, available on request or accessible at <http://www.sgs.com/en/Terms-and-Conditions.aspx> and, for electronic format documents, subject to Terms and Conditions for Electronic Documents at <http://www.sgs.com/en/Terms-and-Conditions/Terms-e-Documents.aspx>. Attention is drawn to the limitation of liability, indemnification and jurisdiction issues defined therein. Any holder of this document is advised that information contained hereon reflects the Company's findings at the time of its intervention only and within the limits of Client's instructions, if any. The Company's sole responsibility is to its Client and this document does not exonerate parties to a transaction from exercising all their rights and obligations under the transaction documents. This document cannot be reproduced except in full, without prior written approval of the Company. Any unauthorized alteration, forgery or falsification of the content or appearance of this document is unlawful and offenders may be prosecuted to the fullest extent of the law. Unless otherwise stated the results shown in this test report refer only to the sample(s) tested and such sample(s) are retained for 30 days only.

Attention: To check the authenticity of testing inspection report & certificate, please contact us at telephone: (86-755) 8307 1443, or email: CN.Doccheck@sgs.com

	16QAM	1	0	22.25	22.26	22.25	23.00
		1	38	21.95	22.10	21.98	23.00
		1	74	22.26	22.39	22.27	23.00
		36	0	20.73	20.81	20.74	22.00
		36	18	20.74	20.85	20.72	22.00
		36	39	20.71	20.83	20.71	22.00
		75	0	20.76	20.87	20.70	22.00
	64QAM	1	0	20.77	20.87	20.68	22.00
		1	38	20.85	20.91	20.78	22.00
		1	74	20.83	20.79	20.63	22.00
		36	0	20.45	20.51	20.37	21.00
		36	18	20.53	20.52	20.43	21.00
		36	39	20.41	20.44	20.29	21.00
		75	0	19.51	19.57	19.38	21.00
Bandwidth	Modulation	RB size	RB offset	Channel	Channel	Channel	Tune up
				20050	20175	20300	
20MHz	QPSK	1	0	22.79	22.78	22.81	24.00
		1	50	22.65	22.80	22.61	24.00
		1	99	22.89	22.99	22.78	24.00
		50	0	21.76	21.87	21.72	23.00
		50	25	21.71	21.86	21.75	23.00
		50	50	21.86	21.88	21.76	23.00
		100	0	21.87	21.92	21.82	23.00
	16QAM	1	0	22.06	22.17	22.11	23.00
		1	50	21.91	22.08	22.00	23.00
		1	99	22.15	22.35	22.14	23.00
		50	0	20.76	20.89	20.73	22.00
		50	25	20.72	20.86	20.74	22.00
		50	50	20.89	20.88	20.76	22.00
		100	0	20.88	20.93	20.79	22.00
	64QAM	1	0	20.68	20.79	20.71	22.00
		1	50	20.80	20.87	20.73	22.00
		1	99	20.83	20.86	20.62	22.00
		50	0	20.48	20.52	20.44	21.00
		50	25	20.48	20.51	20.39	21.00
		50	50	20.37	20.44	20.28	21.00
		100	0	19.51	19.59	19.40	21.00



Unless otherwise agreed in writing, this document is issued by the Company subject to its General Conditions of Service printed overleaf, available on request or accessible at <http://www.sgs.com/en/Terms-and-Conditions.aspx> and, for electronic format documents, subject to Terms and Conditions for Electronic Documents at <http://www.sgs.com/en/Terms-and-Conditions/Terms-e-Documents.aspx>. Attention is drawn to the limitation of liability, indemnification and jurisdiction issues defined therein. Any holder of this document is advised that information contained hereon reflects the Company's findings at the time of its intervention only and within the limits of Client's instructions, if any. The Company's sole responsibility is to its Client and this document does not exonerate parties to a transaction from exercising all their rights and obligations under the transaction documents. This document cannot be reproduced except in full, without prior written approval of the Company. Any unauthorized alteration, forgery or falsification of the content or appearance of this document is unlawful and offenders may be prosecuted to the fullest extent of the law. Unless otherwise stated the results shown in this test report refer only to the sample(s) tested and such sample(s) are retained for 30 days only.

Attention: To check the authenticity of testing /inspection report & certificate, please contact us at telephone: (86-755) 8307 1443, or email: CN.Doccheck@sgs.com

LTE Band 4 (Sensor on)				Conducted Power(dBm)			
Bandwidth	Modulation	RB size	RB offset	Channel	Channel	Channel	Tune up
				19957	20175	20393	
1.4MHz	QPSK	1	0	17.59	17.70	17.54	19.00
		1	2	17.52	17.53	17.40	19.00
		1	5	17.52	17.51	17.42	19.00
		3	0	17.16	17.40	17.40	19.00
		3	2	17.30	17.32	17.49	19.00
		3	3	17.28	17.40	17.54	19.00
		6	0	17.35	17.53	17.50	19.00
	16QAM	1	0	17.61	17.49	17.44	19.00
		1	2	17.55	17.39	17.67	19.00
		1	5	17.42	17.56	17.61	19.00
		3	0	17.21	17.36	17.40	19.00
		3	2	17.50	17.33	17.53	19.00
		3	3	17.40	17.34	17.58	19.00
		6	0	17.28	17.35	17.49	19.00
	64QAM	1	0	17.41	17.33	17.24	19.00
		1	2	17.44	17.25	17.48	19.00
		1	5	17.26	17.41	17.51	19.00
		3	0	17.06	17.22	17.23	19.00
		3	2	17.34	17.18	17.36	19.00
		3	3	17.28	17.24	17.38	19.00
		6	0	17.10	17.23	17.36	19.00
Bandwidth	Modulation	RB size	RB offset	Channel	Channel	Channel	Tune up
				19965	20175	20385	
3MHz	QPSK	1	0	17.56	17.71	17.56	19.00
		1	7	17.56	17.56	17.41	19.00
		1	14	17.52	17.48	17.43	19.00
		8	0	17.18	17.38	17.40	19.00
		8	4	17.25	17.30	17.48	19.00
		8	7	17.27	17.40	17.56	19.00
		15	0	17.36	17.53	17.48	19.00
	16QAM	1	0	17.61	17.45	17.45	19.00
		1	7	17.50	17.39	17.69	19.00
		1	14	17.43	17.56	17.59	19.00
		8	0	17.23	17.35	17.38	19.00
		8	4	17.52	17.31	17.54	19.00
		8	7	17.40	17.35	17.58	19.00
		15	0	17.31	17.36	17.51	19.00
	64QAM	1	0	17.47	17.31	17.27	19.00
		1	7	17.40	17.25	17.57	19.00
		1	14	17.23	17.43	17.47	19.00
		8	0	17.01	17.20	17.30	19.00
		8	4	17.39	17.22	17.35	19.00
		8	7	17.26	17.17	17.46	19.00
		15	0	17.12	17.17	17.37	19.00
Bandwidth	Modulation	RB size	RB offset	Channel	Channel	Channel	Tune up
				19975	20175	20375	
5MHz	QPSK	1	0	17.55	17.68	17.51	19.00



Unless otherwise agreed in writing, this document is issued by the Company subject to its General Conditions of Service printed overleaf, available on request or accessible at <http://www.sgs.com/en/Terms-and-Conditions.aspx> and, for electronic format documents, subject to Terms and Conditions for Electronic Documents at <http://www.sgs.com/en/Terms-and-Conditions/Terms-e-Documents.aspx>. Attention is drawn to the limitation of liability, indemnification and jurisdiction issues defined therein. Any holder of this document is advised that information contained hereon reflects the Company's findings at the time of its intervention only and within the limits of Client's instructions, if any. The Company's sole responsibility is to its Client and this document does not exonerate parties to a transaction from exercising all their rights and obligations under the transaction documents. This document cannot be reproduced except in full, without prior written approval of the Company. Any unauthorized alteration, forgery or falsification of the content or appearance of this document is unlawful and offenders may be prosecuted to the fullest extent of the law. Unless otherwise stated the results shown in this test report refer only to the sample(s) tested and such sample(s) are retained for 30 days only.

Attention: To check the authenticity of testing inspection report & certificate, please contact us at telephone: (86-755) 8307 1443, or email: CN.Doccheck@sgs.com
No.1 Workshop, M-10, Middle Section, Science & Technology Park, Shenzhen, China 518057 t (86-755) 26012053 f (86-755) 26710594 www.ssgsgroup.com.cn
中国·深圳·科技园中区M-10栋一号厂房 邮编: 518057 t (86-755) 26012053 f (86-755) 26710594 sgs.china@sgs.com

		1	13	17.53	17.54	17.39	19.00
		1	24	17.55	17.53	17.45	19.00
		12	0	17.15	17.37	17.40	19.00
		12	6	17.28	17.32	17.49	19.00
		12	13	17.26	17.39	17.55	19.00
		25	0	17.36	17.51	17.52	19.00
	16QAM	1	0	17.57	17.48	17.49	19.00
		1	13	17.52	17.40	17.66	19.00
		1	24	17.42	17.56	17.59	19.00
		12	0	17.23	17.36	17.40	19.00
		12	6	17.50	17.35	17.53	19.00
		12	13	17.40	17.35	17.58	19.00
	64QAM	25	0	17.29	17.39	17.51	19.00
		1	0	17.47	17.32	17.31	19.00
		1	13	17.41	17.21	17.55	19.00
		1	24	17.26	17.38	17.49	19.00
		12	0	17.03	17.23	17.30	19.00
		12	6	17.40	17.18	17.35	19.00
		12	13	17.21	17.23	17.40	19.00
		25	0	17.12	17.18	17.29	19.00
Bandwidth	Modulation	RB size	RB offset	Channel	Channel	Channel	Tune up
				20000	20175	20350	
10MHz	QPSK	1	0	17.64	17.73	17.54	19.00
		1	25	17.57	17.54	17.44	19.00
		1	49	17.51	17.53	17.46	19.00
		25	0	17.17	17.37	17.41	19.00
		25	13	17.26	17.28	17.46	19.00
		25	25	17.29	17.40	17.58	19.00
		50	0	17.37	17.52	17.52	19.00
	16QAM	1	0	17.60	17.48	17.45	19.00
		1	25	17.50	17.37	17.70	19.00
		1	49	17.41	17.56	17.60	19.00
		25	0	17.19	17.37	17.41	19.00
		25	13	17.51	17.34	17.51	19.00
		25	25	17.38	17.33	17.57	19.00
		50	0	17.32	17.39	17.49	19.00
	64QAM	1	0	17.46	17.36	17.25	19.00
		1	25	17.38	17.19	17.47	19.00
		1	49	17.22	17.46	17.49	19.00
		25	0	17.03	17.18	17.25	19.00
		25	13	17.36	17.19	17.37	19.00
		25	25	17.20	17.24	17.41	19.00
		50	0	17.12	17.15	17.32	19.00
Bandwidth	Modulation	RB size	RB offset	Channel	Channel	Channel	Tune up
				20025	20175	20325	
15MHz	QPSK	1	0	17.62	17.70	17.54	19.00
		1	38	17.57	17.55	17.40	19.00
		1	74	17.51	17.51	17.46	19.00
		36	0	17.16	17.39	17.40	19.00
		36	18	17.25	17.29	17.44	19.00
		36	39	17.29	17.41	17.55	19.00
		75	0	17.36	17.53	17.47	19.00



Unless otherwise agreed in writing, this document is issued by the Company subject to its General Conditions of Service printed overleaf, available on request or accessible at <http://www.sgs.com/en/Terms-and-Conditions.aspx> and, for electronic format documents, subject to Terms and Conditions for Electronic Documents at <http://www.sgs.com/en/Terms-and-Conditions/Terms-e-Document.aspx>. Attention is drawn to the limitation of liability, indemnification and jurisdiction issues defined therein. Any holder of this document is advised that information contained hereon reflects the Company's findings at the time of its intervention only and within the limits of Client's instructions, if any. The Company's sole responsibility is to its Client and this document does not exonerate parties to a transaction from exercising all their rights and obligations under the transaction documents. This document cannot be reproduced except in full, without prior written approval of the Company. Any unauthorized alteration, forgery or falsification of the content or appearance of this document is unlawful and offenders may be prosecuted to the fullest extent of the law. Unless otherwise stated the results shown in this test report refer only to the sample(s) tested and such sample(s) are retained for 30 days only.

Attention: To check the authenticity of testing inspection report & certificate, please contact us at telephone: (86-755) 8307 1443, or email: CN.Doccheck@sgs.com
No.1 Workshop, M-10, Middle Section, Science & Technology Park, Shenzhen, China 518057 t (86-755) 26012053 f (86-755) 26710594 www.sgsgrgroup.com.cn
中国·深圳·科技园中区M-10栋一号厂房 邮编: 518057 t (86-755) 26012053 f (86-755) 26710594 sgs.china@sgs.com

	16QAM	1	0	17.61	17.47	17.48	19.00
		1	38	17.50	17.38	17.70	19.00
		1	74	17.43	17.58	17.59	19.00
		36	0	17.23	17.36	17.40	19.00
		36	18	17.49	17.35	17.55	19.00
		36	39	17.40	17.33	17.59	19.00
		75	0	17.31	17.36	17.51	19.00
	64QAM	1	0	17.47	17.29	17.26	19.00
		1	38	17.42	17.24	17.48	19.00
		1	74	17.24	17.40	17.49	19.00
		36	0	17.03	17.18	17.22	19.00
		36	18	17.37	17.15	17.40	19.00
		36	39	17.27	17.17	17.42	19.00
		75	0	17.10	17.25	17.39	19.00
Bandwidth	Modulation	RB size	RB offset	Channel	Channel	Channel	Tune up
				20050	20175	20300	
20MHz	QPSK	1	0	17.64	17.83	16.55	19.00
		1	50	16.63	17.66	17.54	19.00
		1	99	17.65	17.84	17.56	19.00
		50	0	17.29	17.52	17.55	19.00
		50	25	17.40	17.43	17.59	19.00
		50	50	17.41	17.70	17.69	19.00
		100	0	17.50	17.63	17.62	19.00
	16QAM	1	0	17.71	17.60	17.59	19.00
		1	50	17.65	17.51	17.80	19.00
		1	99	17.56	17.69	17.74	19.00
		50	0	17.34	17.49	17.52	19.00
		50	25	17.63	17.46	17.65	19.00
		50	50	17.52	17.45	17.72	19.00
		100	0	17.43	17.50	17.63	19.00
	64QAM	1	0	17.49	17.33	17.24	19.00
		1	50	17.45	17.20	17.56	19.00
		1	99	17.28	17.43	17.48	19.00
		50	0	17.01	17.23	17.26	19.00
		50	25	17.39	17.22	17.40	19.00
		50	50	17.24	17.18	17.40	19.00
		100	0	17.10	17.19	17.38	19.00



Unless otherwise agreed in writing, this document is issued by the Company subject to its General Conditions of Service printed overleaf, available on request or accessible at <http://www.sgs.com/en/Terms-and-Conditions.aspx> and, for electronic format documents, subject to Terms and Conditions for Electronic Documents at <http://www.sgs.com/en/Terms-and-Conditions/Terms-e-Documents.aspx>. Attention is drawn to the limitation of liability, indemnification and jurisdiction issues defined therein. Any holder of this document is advised that information contained hereon reflects the Company's findings at the time of its intervention only and within the limits of Client's instructions, if any. The Company's sole responsibility is to its Client and this document does not exonerate parties to a transaction from exercising all their rights and obligations under the transaction documents. This document cannot be reproduced except in full, without prior written approval of the Company. Any unauthorized alteration, forgery or falsification of the content or appearance of this document is unlawful and offenders may be prosecuted to the fullest extent of the law. Unless otherwise stated the results shown in this test report refer only to the sample(s) tested and such sample(s) are retained for 30 days only.

Attention: To check the authenticity of testing /inspection report & certificate, please contact us at telephone: (86-755) 8307 1443, or email: CN.Doccheck@sgs.com

LTE Band 4 (Hotspot on)				Conducted Power(dBm)			
Bandwidth	Modulation	RB size	RB offset	Channel	Channel	Channel	Tune up
				19957	20175	20393	
1.4MHz	QPSK	1	0	16.35	16.47	16.25	17.50
		1	2	16.28	16.25	16.22	17.50
		1	5	16.27	16.33	16.22	17.50
		3	0	15.97	16.16	16.22	17.50
		3	2	16.07	16.10	16.25	17.50
		3	3	16.03	16.19	16.35	17.50
		6	0	16.10	16.36	16.27	17.50
	16QAM	1	0	16.33	16.30	16.22	17.50
		1	2	16.32	16.29	16.43	17.50
		1	5	16.26	16.36	16.44	17.50
		3	0	15.93	16.18	16.18	17.50
		3	2	16.20	16.18	16.30	17.50
		3	3	16.18	16.19	16.33	17.50
		6	0	16.03	16.18	16.29	17.50
	64QAM	1	0	16.13	16.16	16.07	17.50
		1	2	16.13	16.16	16.30	17.50
		1	5	16.15	16.20	16.24	17.50
		3	0	15.80	16.04	16.06	17.50
		3	2	16.05	16.02	16.14	17.50
		3	3	16.02	16.04	16.16	17.50
		6	0	15.84	15.99	16.19	17.50
Bandwidth	Modulation	RB size	RB offset	Channel	Channel	Channel	Tune up
				19965	20175	20385	
3MHz	QPSK	1	0	16.32	16.44	16.35	17.50
		1	7	16.25	16.24	16.23	17.50
		1	14	16.33	16.35	16.20	17.50
		8	0	15.90	16.10	16.20	17.50
		8	4	16.15	16.08	16.27	17.50
		8	7	16.02	16.10	16.40	17.50
		15	0	16.13	16.33	16.33	17.50
	16QAM	1	0	16.39	16.25	16.28	17.50
		1	7	16.26	16.21	16.43	17.50
		1	14	16.26	16.28	16.33	17.50
		8	0	16.04	16.17	16.17	17.50
		8	4	16.26	16.16	16.40	17.50
		8	7	16.23	16.23	16.41	17.50
		15	0	16.11	16.17	16.29	17.50
	64QAM	1	0	16.20	16.18	16.09	17.50
		1	7	16.21	16.18	16.25	17.50
		1	14	16.06	16.26	16.28	17.50
		8	0	15.83	16.01	16.07	17.50
		8	4	16.08	15.98	16.15	17.50
		8	7	15.98	16.04	16.16	17.50
		15	0	15.90	16.02	16.18	17.50
Bandwidth	Modulation	RB size	RB offset	Channel	Channel	Channel	Tune up
				19975	20175	20375	
5MHz	QPSK	1	0	16.45	16.38	16.34	17.50



Unless otherwise agreed in writing, this document is issued by the Company subject to its General Conditions of Service printed overleaf, available on request or accessible at <http://www.sgs.com/en/Terms-and-Conditions.aspx> and, for electronic format documents, subject to Terms and Conditions for Electronic Documents at <http://www.sgs.com/en/Terms-and-Conditions/Terms-e-Documents.aspx>. Attention is drawn to the limitation of liability, indemnification and jurisdiction issues defined therein. Any holder of this document is advised that information contained hereon reflects the Company's findings at the time of its intervention only and within the limits of Client's instructions, if any. The Company's sole responsibility is to its Client and this document does not exonerate parties to a transaction from exercising all their rights and obligations under the transaction documents. This document cannot be reproduced except in full, without prior written approval of the Company. Any unauthorized alteration, forgery or falsification of the content or appearance of this document is unlawful and offenders may be prosecuted to the fullest extent of the law. Unless otherwise stated the results shown in this test report refer only to the sample(s) tested and such sample(s) are retained for 30 days only.

Attention: To check the authenticity of testing inspection report & certificate, please contact us at telephone: (86-755) 8307 1443, or email: CN.Doccheck@sgs.com
No.1 Workshop, M-10, Middle Section, Science & Technology Park, Shenzhen, China 518057 t (86-755) 26012053 f (86-755) 26710594 www.sgsgroup.com.cn
中国·深圳·科技园中区M-10栋一号厂房 邮编: 518057 t (86-755) 26012053 f (86-755) 26710594 sgs.china@sgs.com

		1	13	16.31	16.25	16.21	17.50
		1	24	16.30	16.31	16.18	17.50
		12	0	16.01	16.21	16.24	17.50
		12	6	16.18	16.19	16.35	17.50
		12	13	16.06	16.17	16.40	17.50
		25	0	16.16	16.36	16.26	17.50
		1	0	16.38	16.28	16.25	17.50
		1	13	16.25	16.25	16.46	17.50
		1	24	16.18	16.40	16.34	17.50
		12	0	16.05	16.11	16.20	17.50
	16QAM	12	6	16.31	16.18	16.29	17.50
		12	13	16.18	16.13	16.28	17.50
		25	0	16.02	16.23	16.29	17.50
		1	0	16.18	16.17	16.09	17.50
		1	13	16.17	16.18	16.33	17.50
		1	24	16.10	16.21	16.27	17.50
	64QAM	12	0	15.77	16.02	15.99	17.50
		12	6	16.00	16.07	16.12	17.50
		12	13	16.08	16.00	16.13	17.50
		25	0	15.86	16.05	16.19	17.50
Bandwidth	Modulation	RB size	RB offset	Channel	Channel	Channel	Tune up
				20000	20175	20350	
10MHz	QPSK	1	0	16.44	16.46	16.33	17.50
		1	25	16.32	16.29	16.27	17.50
		1	49	16.32	16.38	16.23	17.50
		25	0	16.02	16.15	16.33	17.50
		25	13	16.10	16.21	16.28	17.50
		25	25	16.12	16.23	16.37	17.50
		50	0	16.15	16.33	16.35	17.50
	16QAM	1	0	16.31	16.27	16.28	17.50
		1	25	16.38	16.27	16.55	17.50
		1	49	16.31	16.42	16.38	17.50
		25	0	16.03	16.16	16.23	17.50
		25	13	16.30	16.20	16.33	17.50
		25	25	16.19	16.20	16.43	17.50
		50	0	16.10	16.23	16.37	17.50
	64QAM	1	0	16.16	16.12	16.11	17.50
		1	25	16.12	16.17	16.23	17.50
		1	49	16.13	16.25	16.32	17.50
		25	0	15.77	16.05	16.01	17.50
		25	13	16.02	16.01	16.18	17.50
		25	25	15.98	16.01	16.21	17.50
		50	0	15.91	15.99	16.09	17.50
Bandwidth	Modulation	RB size	RB offset	Channel	Channel	Channel	Tune up
				20025	20175	20325	
15MHz	QPSK	1	0	16.45	16.43	16.36	17.50
		1	38	16.39	16.31	16.21	17.50
		1	74	16.31	16.35	16.27	17.50
		36	0	15.95	16.25	16.26	17.50
		36	18	16.20	16.11	16.31	17.50
		36	39	16.11	16.15	16.43	17.50
		75	0	16.15	16.38	16.30	17.50



Unless otherwise agreed in writing, this document is issued by the Company subject to its General Conditions of Service printed overleaf, available on request or accessible at <http://www.sgs.com/en/Terms-and-Conditions.aspx> and, for electronic format documents, subject to Terms and Conditions for Electronic Documents at <http://www.sgs.com/en/Terms-and-Conditions/Terms-e-Document.aspx>. Attention is drawn to the limitation of liability, indemnification and jurisdiction issues defined therein. Any holder of this document is advised that information contained hereon reflects the Company's findings at the time of its intervention only and within the limits of Client's instructions, if any. The Company's sole responsibility is to its Client and this document does not exonerate parties to a transaction from exercising all their rights and obligations under the transaction documents. This document cannot be reproduced except in full, without prior written approval of the Company. Any unauthorized alteration, forgery or falsification of the content or appearance of this document is unlawful and offenders may be prosecuted to the fullest extent of the law. Unless otherwise stated the results shown in this test report refer only to the sample(s) tested and such sample(s) are retained for 30 days only.

Attention: To check the authenticity of testing inspection report & certificate, please contact us at telephone: (86-755) 8307 1443, or email: CN.Doccheck@sgs.com

	16QAM	1	0	16.31	16.36	16.25	17.50
		1	38	16.36	16.23	16.50	17.50
		1	74	16.26	16.34	16.40	17.50
		36	0	15.97	16.23	16.14	17.50
		36	18	16.31	16.14	16.42	17.50
		36	39	16.22	16.16	16.33	17.50
		75	0	16.09	16.27	16.38	17.50
	64QAM	1	0	16.17	16.20	16.11	17.50
		1	38	16.17	16.10	16.27	17.50
		1	74	16.11	16.19	16.28	17.50
		36	0	15.73	16.06	15.99	17.50
		36	18	16.09	16.04	16.20	17.50
		36	39	16.01	16.00	16.23	17.50
		75	0	15.83	16.06	16.10	17.50
Bandwidth	Modulation	RB size	RB offset	Channel	Channel	Channel	Tune up
				20050	20175	20300	
20MHz	QPSK	1	0	16.44	16.63	16.38	17.50
		1	50	16.41	16.48	16.39	17.50
		1	99	16.45	16.68	16.42	17.50
		50	0	16.14	16.35	16.43	17.50
		50	25	16.30	16.31	16.47	17.50
		50	50	16.31	16.58	16.57	17.50
		100	0	16.35	16.51	16.47	17.50
	16QAM	1	0	16.51	16.47	16.41	17.50
		1	50	16.48	16.41	16.66	17.50
		1	99	16.42	16.52	16.56	17.50
		50	0	16.17	16.34	16.34	17.50
		50	25	16.44	16.30	16.53	17.50
		50	50	16.35	16.35	16.53	17.50
		100	0	16.25	16.40	16.48	17.50
	64QAM	1	0	16.23	16.12	16.08	17.50
		1	50	16.21	16.12	16.29	17.50
		1	99	16.07	16.17	16.28	17.50
		50	0	15.78	16.03	16.00	17.50
		50	25	16.04	16.06	16.16	17.50
		50	50	16.00	16.01	16.13	17.50
		100	0	15.84	16.06	16.15	17.50



Unless otherwise agreed in writing, this document is issued by the Company subject to its General Conditions of Service printed overleaf, available on request or accessible at <http://www.sgs.com/en/Terms-and-Conditions.aspx> and, for electronic format documents, subject to Terms and Conditions for Electronic Documents at <http://www.sgs.com/en/Terms-and-Conditions/Terms-e-Documents.aspx>. Attention is drawn to the limitation of liability, indemnification and jurisdiction issues defined therein. Any holder of this document is advised that information contained hereon reflects the Company's findings at the time of its intervention only and within the limits of Client's instructions, if any. The Company's sole responsibility is to its Client and this document does not exonerate parties to a transaction from exercising all their rights and obligations under the transaction documents. This document cannot be reproduced except in full, without prior written approval of the Company. Any unauthorized alteration, forgery or falsification of the content or appearance of this document is unlawful and offenders may be prosecuted to the fullest extent of the law. Unless otherwise stated the results shown in this test report refer only to the sample(s) tested and such sample(s) are retained for 30 days only.

Attention: To check the authenticity of testing /inspection report & certificate, please contact us at telephone: (86-755) 8307 1443, or email: CN.Doccheck@sgs.com

LTE Band 4 (Handheld)				Conducted Power(dBm)			
Bandwidth	Modulation	RB size	RB offset	Channel	Channel	Channel	Tune up
				19957	20175	20393	
1.4MHz	QPSK	1	0	20.58	20.66	20.49	21.50
		1	2	20.42	20.42	20.36	21.50
		1	5	20.50	20.49	20.41	21.50
		3	0	20.16	20.34	20.38	21.50
		3	2	20.37	20.32	20.47	21.50
		3	3	20.28	20.37	20.54	21.50
		6	0	20.38	20.46	20.46	21.50
	16QAM	1	0	20.53	20.49	20.38	21.50
		1	2	20.54	20.46	20.64	21.50
		1	5	20.44	20.49	20.60	21.50
		3	0	20.10	20.36	20.27	21.50
		3	2	20.51	20.30	20.54	21.50
		3	3	20.30	20.36	20.61	21.50
		6	0	20.25	20.38	20.54	21.50
	64QAM	1	0	20.34	20.30	20.23	21.50
		1	2	20.41	20.27	20.44	21.50
		1	5	20.24	20.30	20.47	21.50
		3	0	19.97	20.19	20.08	21.50
		3	2	20.36	20.20	20.41	21.50
		3	3	20.19	20.22	20.51	21.50
		6	0	20.11	20.24	20.40	21.00
Bandwidth	Modulation	RB size	RB offset	Channel	Channel	Channel	Tune up
				19965	20175	20385	
3MHz	QPSK	1	0	20.56	20.67	20.51	21.50
		1	7	20.45	20.42	20.35	21.50
		1	14	20.48	20.46	20.41	21.50
		8	0	20.13	20.37	20.36	21.50
		8	4	20.36	20.33	20.48	21.50
		8	7	20.27	20.37	20.50	21.50
		15	0	20.37	20.47	20.49	21.50
	16QAM	1	0	20.55	20.45	20.35	21.50
		1	7	20.55	20.45	20.67	21.50
		1	14	20.40	20.49	20.58	21.50
		8	0	20.09	20.33	20.29	21.50
		8	4	20.51	20.30	20.54	21.50
		8	7	20.29	20.40	20.63	21.50
		15	0	20.22	20.36	20.54	21.50
	64QAM	1	0	20.38	20.31	20.19	21.50
		1	7	20.42	20.35	20.51	21.50
		1	14	20.25	20.37	20.43	21.50
		8	0	19.92	20.20	20.08	21.00
		8	4	20.40	20.19	20.42	21.00
		8	7	20.15	20.25	20.50	21.00
		15	0	20.13	20.18	20.44	21.00
Bandwidth	Modulation	RB size	RB offset	Channel	Channel	Channel	Tune up
				19975	20175	20375	
5MHz	QPSK	1	0	20.60	20.61	20.53	21.50



Unless otherwise agreed in writing, this document is issued by the Company subject to its General Conditions of Service printed overleaf, available on request or accessible at <http://www.sgs.com/en/Terms-and-Conditions.aspx> and, for electronic format documents, subject to Terms and Conditions for Electronic Documents at <http://www.sgs.com/en/Terms-and-Conditions/Terms-e-Document.aspx>. Attention is drawn to the limitation of liability, indemnification and jurisdiction issues defined therein. Any holder of this document is advised that information contained hereon reflects the Company's findings at the time of its intervention only and within the limits of Client's instructions, if any. The Company's sole responsibility is to its Client and this document does not exonerate parties to a transaction from exercising all their rights and obligations under the transaction documents. This document cannot be reproduced except in full, without prior written approval of the Company. Any unauthorized alteration, forgery or falsification of the content or appearance of this document is unlawful and offenders may be prosecuted to the fullest extent of the law. Unless otherwise stated the results shown in this test report refer only to the sample(s) tested and such sample(s) are retained for 30 days only.

Attention: To check the authenticity of testing/inspection report & certificate, please contact us at telephone: (86-755) 8307 1443, or email: CN.Doccheck@sgs.com
No.1 Workshop, M-10, Middle Section, Science & Technology Park, Shenzhen, China 518057 t (86-755) 26012053 f (86-755) 26710594 www.sgs.com
中国·深圳·科技园中区M-10栋一号厂房 邮编: 518057 t (86-755) 26012053 f (86-755) 26710594 sgs.china@sgs.com

		1	13	20.37	20.46	20.39	21.50
		1	24	20.41	20.52	20.40	21.50
		12	0	20.07	20.36	20.42	21.50
		12	6	20.40	20.32	20.50	21.50
		12	13	20.31	20.40	20.50	21.50
		25	0	20.42	20.46	20.45	21.50
	16QAM	1	0	20.58	20.41	20.30	21.50
		1	13	20.51	20.49	20.68	21.50
		1	24	20.42	20.50	20.59	21.50
		12	0	20.12	20.32	20.33	21.50
		12	6	20.41	20.30	20.48	21.50
		12	13	20.32	20.30	20.60	21.50
		25	0	20.24	20.29	20.51	21.50
	64QAM	1	0	20.38	20.34	20.25	21.50
		1	13	20.41	20.33	20.44	21.50
		1	24	20.30	20.32	20.50	21.50
		12	0	19.93	20.21	20.12	21.00
		12	6	20.34	20.11	20.40	21.00
		12	13	20.10	20.20	20.49	21.00
		25	0	20.12	20.27	20.39	21.00
Bandwidth	Modulation	RB size	RB offset	19.6	19.67	19.72	Tune up
				20000	20175	20350	
10MHz	QPSK	1	0	20.58	20.73	20.49	21.50
		1	25	20.40	20.39	20.27	21.50
		1	49	20.52	20.40	20.49	21.50
		25	0	20.17	20.31	20.42	21.50
		25	13	20.40	20.23	20.45	21.50
		25	25	20.24	20.40	20.51	21.50
		50	0	20.36	20.49	20.48	21.50
	16QAM	1	0	20.58	20.53	20.32	21.50
		1	25	20.60	20.49	20.70	21.50
		1	49	20.41	20.53	20.64	21.50
		25	0	20.11	20.40	20.33	21.50
		25	13	20.54	20.27	20.51	21.50
		25	25	20.25	20.31	20.63	21.50
		50	0	20.22	20.30	20.57	21.50
	64QAM	1	0	20.37	20.37	20.20	21.50
		1	25	20.36	20.30	20.52	21.50
		1	49	20.33	20.37	20.42	21.50
		25	0	19.95	20.22	20.15	21.00
		25	13	20.37	20.16	20.36	21.00
		25	25	20.14	20.20	20.49	21.00
		50	0	20.07	20.20	20.40	21.00
Bandwidth	Modulation	RB size	RB offset	Channel	Channel	Channel	Tune up
				20025	20175	20325	
15MHz	QPSK	1	0	20.48	20.72	20.49	21.50
		1	38	20.40	20.45	20.31	21.50
		1	74	20.41	20.53	20.44	21.50
		36	0	20.18	20.40	20.32	21.50
		36	18	20.41	20.35	20.52	21.50
		36	39	20.25	20.41	20.52	21.50
		75	0	20.36	20.51	20.43	21.50



Unless otherwise agreed in writing, this document is issued by the Company subject to its General Conditions of Service printed overleaf, available on request or accessible at <http://www.sgs.com/en/Terms-and-Conditions.aspx> and, for electronic format documents, subject to Terms and Conditions for Electronic Documents at <http://www.sgs.com/en/Terms-and-Conditions/Terms-e-Documents.aspx>. Attention is drawn to the limitation of liability, indemnification and jurisdiction issues defined therein. Any holder of this document is advised that information contained hereon reflects the Company's findings at the time of its intervention only and within the limits of Client's instructions, if any. The Company's sole responsibility is to its Client and this document does not exonerate parties to a transaction from exercising all their rights and obligations under the transaction documents. This document cannot be reproduced except in full, without prior written approval of the Company. Any unauthorized alteration, forgery or falsification of the content or appearance of this document is unlawful and offenders may be prosecuted to the fullest extent of the law. Unless otherwise stated the results shown in this test report refer only to the sample(s) tested and such sample(s) are retained for 30 days only.

Attention: To check the authenticity of testing/inspection report & certificate, please contact us at telephone: (86-755) 8307 1443, or email: CN.Doccheck@sgs.com

	16QAM	1	0	20.54	20.46	20.39	21.50
		1	38	20.59	20.43	20.69	21.50
		1	74	20.35	20.45	20.65	21.50
		36	0	20.11	20.41	20.32	21.50
		36	18	20.49	20.25	20.58	21.50
		36	39	20.31	20.42	20.64	21.50
		75	0	20.24	20.37	20.48	21.50
	64QAM	1	0	20.41	20.33	20.22	21.50
		1	38	20.38	20.36	20.51	21.50
		1	74	20.26	20.31	20.46	21.50
		36	0	19.95	20.20	20.11	21.00
		36	18	20.31	20.16	20.41	21.00
		36	39	20.19	20.24	20.43	21.00
		75	0	20.06	20.23	20.37	21.00
Bandwidth	Modulation	RB size	RB offset	Channel	Channel	Channel	Tune up
				20050	20175	20300	
20MHz	QPSK	1	0	16.63	20.85	16.60	21.50
		1	50	20.61	20.61	20.52	21.50
		1	99	20.66	20.86	20.61	21.50
		50	0	20.31	20.53	20.56	21.50
		50	25	20.54	20.48	20.65	21.50
		50	50	20.55	20.71	20.70	21.50
		100	0	20.56	20.67	20.66	21.50
	16QAM	1	0	20.73	20.65	20.55	21.50
		1	50	20.72	20.63	20.82	21.50
		1	99	20.60	20.69	20.77	21.50
		50	0	20.29	20.53	20.47	21.50
		50	25	20.66	20.49	20.72	21.50
		50	50	20.47	20.55	20.78	21.50
		100	0	20.42	20.54	20.72	21.50
	64QAM	1	0	20.39	20.33	20.23	21.50
		1	50	20.43	20.26	20.54	21.50
		1	99	20.27	20.32	20.50	21.50
		50	0	19.91	20.20	20.17	21.00
		50	25	20.39	20.16	20.37	21.00
		50	50	20.14	20.20	20.47	21.00
		100	0	20.12	20.26	20.43	21.00



Unless otherwise agreed in writing, this document is issued by the Company subject to its General Conditions of Service printed overleaf, available on request or accessible at <http://www.sgs.com/en/Terms-and-Conditions.aspx> and, for electronic format documents, subject to Terms and Conditions for Electronic Documents at <http://www.sgs.com/en/Terms-and-Conditions/Terms-e-Documents.aspx>. Attention is drawn to the limitation of liability, indemnification and jurisdiction issues defined therein. Any holder of this document is advised that information contained hereon reflects the Company's findings at the time of its intervention only and within the limits of Client's instructions, if any. The Company's sole responsibility is to its Client and this document does not exonerate parties to a transaction from exercising all their rights and obligations under the transaction documents. This document cannot be reproduced except in full, without prior written approval of the Company. Any unauthorized alteration, forgery or falsification of the content or appearance of this document is unlawful and offenders may be prosecuted to the fullest extent of the law. Unless otherwise stated the results shown in this test report refer only to the sample(s) tested and such sample(s) are retained for 30 days only.

Attention: To check the authenticity of testing /inspection report & certificate, please contact us at telephone: (86-755) 8307 1443, or email: CN.Doccheck@sgs.com

LTE Band 5				Conducted Power(dBm)			
Bandwidth	Modulation	RB size	RB offset	Channel	Channel	Channel	Tune up
				20407	20525	20643	
1.4MHz	QPSK	1	0	22.39	22.48	22.54	24.00
		1	2	22.46	22.42	22.50	24.00
		1	5	22.40	22.35	22.51	24.00
		3	0	22.46	22.41	22.52	23.00
		3	2	22.46	22.42	22.57	23.00
		3	3	22.41	22.39	22.55	23.00
	16QAM	6	0	21.43	21.35	21.50	23.00
		1	0	21.73	21.71	21.74	23.00
		1	2	21.78	21.75	21.87	23.00
		1	5	21.76	21.68	21.84	23.00
		3	0	21.43	21.44	21.47	22.00
		3	2	21.47	21.44	21.55	22.00
	64QAM	3	3	21.46	21.41	21.48	22.00
		6	0	20.52	20.43	20.62	22.00
		1	0	20.56	20.55	20.58	22.00
		1	2	20.61	20.65	20.74	22.00
		1	5	20.64	20.58	20.68	22.00
		3	0	20.27	20.25	20.27	21.00
3MHz	QPSK	3	2	20.29	20.25	20.36	21.00
		3	3	20.35	20.24	20.37	21.00
		6	0	19.38	19.32	19.48	21.00
	16QAM	1	0	22.47	22.56	22.54	24.00
		1	7	22.54	22.53	22.59	24.00
		1	14	22.42	22.47	22.61	24.00
	64QAM	8	0	21.49	21.42	21.54	23.00
		8	4	21.52	21.45	21.59	23.00
		8	7	21.48	21.41	21.55	23.00
	16QAM	15	0	21.49	21.44	21.55	23.00
		1	0	21.82	21.66	21.79	23.00
		1	7	21.82	21.80	21.93	23.00
		1	14	21.77	21.80	21.94	23.00
	QPSK	8	0	20.60	20.56	20.60	22.00
		8	4	20.59	20.55	20.65	22.00
		8	7	20.59	20.48	20.68	22.00
	16QAM	15	0	20.54	20.48	20.56	22.00
		1	0	20.59	20.57	20.54	22.00
		1	7	20.67	20.65	20.75	22.00
	64QAM	1	14	20.57	20.52	20.74	22.00
		8	0	20.33	20.28	20.28	21.00
		8	4	20.29	20.25	20.42	21.00
		8	7	20.31	20.23	20.31	21.00
		15	0	19.33	19.27	19.52	21.00
Bandwidth	Modulation	RB size	RB offset	Channel	Channel	Channel	Tune up
5MHz	QPSK	1	0	20425	20525	20625	24.00



Unless otherwise agreed in writing, this document is issued by the Company subject to its General Conditions of Service printed overleaf, available on request or accessible at <http://www.sgs.com/en/Terms-and-Conditions.aspx> and, for electronic format documents, subject to Terms and Conditions for Electronic Documents at <http://www.sgs.com/en/Terms-and-Conditions/Terms-e-Documents.aspx>. Attention is drawn to the limitation of liability, indemnification and jurisdiction issues defined therein. Any holder of this document is advised that information contained hereon reflects the Company's findings at the time of its intervention only and within the limits of Client's instructions, if any. The Company's sole responsibility is to its Client and this document does not exonerate parties to a transaction from exercising all their rights and obligations under the transaction documents. This document cannot be reproduced except in full, without prior written approval of the Company. Any unauthorized alteration, forgery or falsification of the content or appearance of this document is unlawful and offenders may be prosecuted to the fullest extent of the law. Unless otherwise stated the results shown in this test report refer only to the sample(s) tested and such sample(s) are retained for 30 days only.

Attention: To check the authenticity of testing/inspection report & certificate, please contact us at telephone: (86-755) 8307 1443, or email: CN.Doccheck@sgs.com
No.1 Workshop, M-10, Middle Section, Science & Technology Park, Shenzhen, China 518057 t (86-755) 26012053 f (86-755) 26710594 www.sgsgr.com.cn
中国·深圳·科技园中区M-10栋一号厂房 邮编: 518057 t (86-755) 26012053 f (86-755) 26710594 sgs.china@sgs.com

		1	13	22.50	22.46	22.54	24.00
		1	24	22.46	22.44	22.58	24.00
		12	0	21.49	21.48	21.57	23.00
		12	6	21.53	21.50	21.57	23.00
		12	13	21.47	21.42	21.57	23.00
		25	0	21.49	21.44	21.57	23.00
	16QAM	1	0	21.83	21.75	21.84	23.00
		1	13	21.85	21.77	21.86	23.00
		1	24	21.79	21.79	21.90	23.00
		12	0	20.57	20.52	20.59	22.00
		12	6	20.55	20.52	20.60	22.00
		12	13	20.53	20.45	20.60	22.00
	64QAM	25	0	20.54	20.49	20.58	22.00
		1	0	20.62	20.51	20.54	22.00
		1	13	20.68	20.56	20.75	22.00
		1	24	20.61	20.57	20.67	22.00
		12	0	20.33	20.30	20.33	21.00
		12	6	20.34	20.33	20.35	21.00
10MHz	QPSK	12	13	20.33	20.21	20.33	21.00
		25	0	19.41	19.31	19.42	21.00
	16QAM	1	0	22.68	22.59	22.69	24.00
		1	25	22.43	22.39	22.53	24.00
		1	49	22.91	22.94	22.93	24.00
		25	0	21.49	21.48	21.52	23.00
	64QAM	25	13	21.51	21.44	21.59	23.00
		25	25	21.56	21.65	21.64	23.00
		50	0	21.51	21.64	21.63	23.00
	16QAM	1	0	21.88	21.83	21.95	23.00
		1	25	21.71	21.76	21.84	23.00
		1	49	22.15	22.05	22.07	23.00
		25	0	20.51	20.48	20.52	22.00
		25	13	20.51	20.48	20.55	22.00
		25	25	20.55	20.57	20.65	22.00
	64QAM	50	0	20.52	20.49	20.69	22.00
		1	0	20.57	20.55	20.55	22.00
		1	25	20.63	20.55	20.72	22.00
		1	49	20.58	20.50	20.68	22.00
		25	0	20.26	20.28	20.32	21.00
		25	13	20.30	20.25	20.40	21.00
		25	25	20.30	20.22	20.29	21.00
		50	0	19.35	19.26	19.42	21.00
Bandwidth	Modulation	RB size	RB offset	Channel	Channel	Channel	Tune up
				20450	20525	20600	

LTE Band 7				Conducted Power(dBm)			
Bandwidth	Modulation	RB size	RB offset	Channel	Channel	Channel	Tune up
				20775	21100	21425	
5MHz	QPSK	1	0	23.21	23.29	23.07	24.00
		1	13	23.31	23.35	23.12	24.00
		1	24	23.34	23.36	23.15	24.00
		12	0	22.38	22.37	22.21	23.00
		12	6	22.40	22.38	22.23	23.00
		12	13	22.36	22.34	22.19	23.00
		25	0	22.40	22.43	22.24	23.00
	16QAM	1	0	22.67	22.72	22.49	23.00
		1	13	22.72	22.64	22.52	23.00
		1	24	22.66	22.68	22.51	23.00
		12	0	21.40	21.40	21.21	22.00
		12	6	21.41	21.41	21.20	22.00
		12	13	21.39	21.37	21.17	22.00
		25	0	21.40	21.40	21.19	22.00
	64QAM	1	0	21.69	21.59	21.50	22.00
		1	13	21.64	21.26	21.60	22.00
		1	24	21.69	21.78	21.64	22.00
		12	0	20.36	20.44	20.08	21.00
		12	6	20.52	20.45	20.08	21.00
		12	13	20.55	20.32	20.11	21.00
		25	0	20.42	20.37	19.99	21.00
Bandwidth	Modulation	RB size	RB offset	Channel	Channel	Channel	Tune up
				20800	21100	21400	
10MHz	QPSK	1	0	23.54	23.56	23.34	24.00
		1	25	23.39	23.39	23.13	24.00
		1	49	23.52	23.51	23.29	24.00
		25	0	22.37	22.36	22.26	23.00
		25	13	22.34	22.40	22.20	23.00
		25	25	22.41	22.40	22.23	23.00
		50	0	22.41	22.37	22.26	23.00
	16QAM	1	0	22.48	22.65	22.43	23.00
		1	25	22.45	22.42	22.83	23.00
		1	49	22.55	22.84	22.63	23.00
		25	0	21.41	21.34	21.30	22.00
		25	13	21.41	21.42	21.18	22.00
		25	25	21.44	21.46	21.27	22.00
		50	0	21.44	21.34	21.30	22.00
	64QAM	1	0	21.71	21.57	21.37	22.00
		1	25	21.57	21.30	21.53	22.00
		1	49	21.79	21.65	21.62	22.00
		25	0	20.40	20.47	20.21	21.00
		25	13	20.50	20.45	20.19	21.00
		25	25	20.48	20.31	20.19	21.00
		50	0	20.43	20.36	20.10	21.00
Bandwidth	Modulation	RB size	RB offset	Channel	Channel	Channel	Tune up
				20825	21100	21375	
15MHz	QPSK	1	0	23.19	23.28	23.03	24.00



Unless otherwise agreed in writing, this document is issued by the Company subject to its General Conditions of Service printed overleaf, available on request or accessible at <http://www.sgs.com/en/Terms-and-Conditions.aspx> and, for electronic format documents, subject to Terms and Conditions for Electronic Documents at <http://www.sgs.com/en/Terms-and-Conditions/Terms-e-Document.aspx>. Attention is drawn to the limitation of liability, indemnification and jurisdiction issues defined therein. Any holder of this document is advised that information contained hereon reflects the Company's findings at the time of its intervention only and within the limits of Client's instructions, if any. The Company's sole responsibility is to its Client and this document does not exonerate parties to a transaction from exercising all their rights and obligations under the transaction documents. This document cannot be reproduced except in full, without prior written approval of the Company. Any unauthorized alteration, forgery or falsification of the content or appearance of this document is unlawful and offenders may be prosecuted to the fullest extent of the law. Unless otherwise stated the results shown in this test report refer only to the sample(s) tested and such sample(s) are retained for 30 days only.

Attention: To check the authenticity of testing/inspection report & certificate, please contact us at telephone: (86-755) 8307 1443, or email: CN.Doccheck@sgs.com

		1	38	23.63	23.55	23.22	24.00
		1	74	23.71	23.53	23.37	24.00
		36	0	22.61	22.51	22.36	23.00
		36	18	22.65	22.55	22.34	23.00
		36	39	22.65	22.61	22.21	23.00
		75	0	22.65	22.53	22.25	23.00
	16QAM	1	0	22.63	22.71	22.54	23.00
		1	38	22.59	22.68	22.54	23.00
		1	74	22.64	22.75	22.70	23.00
		36	0	21.67	21.56	21.32	22.00
		36	18	21.62	21.54	21.36	22.00
		36	39	21.64	21.58	21.20	22.00
	64QAM	75	0	21.70	21.66	21.26	22.00
		1	0	21.68	21.59	21.46	22.00
		1	38	21.61	21.27	21.66	22.00
		1	74	21.71	21.72	21.57	22.00
		36	0	20.47	20.53	20.22	21.00
		36	18	20.44	20.54	20.14	21.00
		36	39	20.59	20.34	20.18	21.00
		75	0	20.45	20.40	20.12	21.00
Bandwidth	Modulation	RB size	RB offset	Channel	Channel	Channel	Tune up
				20850	21100	21350	
20MHz	QPSK	1	0	23.11	23.17	23.10	24.00
		1	50	23.54	23.42	23.26	24.00
		1	99	23.57	23.56	23.32	24.00
		50	0	22.63	22.59	22.39	23.00
		50	25	22.62	22.58	22.31	23.00
		50	50	22.71	22.63	22.27	23.00
	16QAM	100	0	22.63	22.67	22.34	23.00
		1	0	22.87	22.75	22.61	23.00
		1	50	22.74	22.46	22.78	23.00
		1	99	22.90	22.88	22.74	23.00
		50	0	21.57	21.69	21.32	22.00
		50	25	21.64	21.66	21.30	22.00
	64QAM	50	50	21.73	21.50	21.32	22.00
		100	0	21.58	21.56	21.24	22.00
		1	0	21.73	21.62	21.48	22.00
		1	50	21.58	21.26	21.62	22.00
		1	99	21.78	21.71	21.63	22.00
		50	0	20.39	20.50	20.14	21.00
		50	25	20.47	20.56	20.13	21.00
		50	50	20.54	20.30	20.22	21.00
		100	0	20.48	20.41	20.10	21.00



Unless otherwise agreed in writing, this document is issued by the Company subject to its General Conditions of Service printed overleaf, available on request or accessible at <http://www.sgs.com/en/Terms-and-Conditions.aspx> and, for electronic format documents, subject to Terms and Conditions for Electronic Documents at <http://www.sgs.com/en/Terms-and-Conditions/Terms-e-Documents.aspx>. Attention is drawn to the limitation of liability, indemnification and jurisdiction issues defined therein. Any holder of this document is advised that information contained hereon reflects the Company's findings at the time of its intervention only and within the limits of Client's instructions, if any. The Company's sole responsibility is to its Client and this document does not exonerate parties to a transaction from exercising all their rights and obligations under the transaction documents. This document cannot be reproduced except in full, without prior written approval of the Company. Any unauthorized alteration, forgery or falsification of the content or appearance of this document is unlawful and offenders may be prosecuted to the fullest extent of the law. Unless otherwise stated the results shown in this test report refer only to the sample(s) tested and such sample(s) are retained for 30 days only.

Attention: To check the authenticity of testing /inspection report & certificate, please contact us at telephone: (86-755) 8307 1443, or email: CN.Doccheck@sgs.com

LTE Band 7 (Sensor on/Hotspot on)				Conducted Power(dBm)			
Bandwidth	Modulation	RB size	RB offset	Channel	Channel	Channel	Tune up
				20775	21100	21425	
5MHz	QPSK	1	0	20.07	20.13	20.04	21.00
		1	13	19.93	19.96	19.84	21.00
		1	24	19.94	20.07	19.87	21.00
		12	0	20.00	19.83	19.82	21.00
		12	6	19.91	19.93	19.81	21.00
		12	13	19.91	19.97	19.95	21.00
		25	0	19.91	19.99	19.83	21.00
	16QAM	1	0	19.84	19.96	19.89	21.00
		1	13	19.84	19.97	19.91	21.00
		1	24	19.96	19.94	19.94	21.00
		12	0	19.96	19.88	19.95	21.00
		12	6	19.96	19.93	19.97	21.00
		12	13	19.91	19.99	19.92	21.00
		25	0	19.96	20.01	19.87	21.00
	64QAM	1	0	19.65	19.77	19.73	21.00
		1	13	19.69	19.79	19.73	21.00
		1	24	19.77	19.84	19.77	21.00
		12	0	19.83	19.72	19.85	21.00
		12	6	19.81	19.81	19.85	21.00
		12	13	19.71	19.79	19.77	21.00
		25	0	19.86	19.84	19.67	21.00
Bandwidth	Modulation	RB size	RB offset	Channel	Channel	Channel	Tune up
				20800	21100	21400	
10MHz	QPSK	1	0	19.97	20.08	20.14	21.00
		1	25	19.93	19.92	19.92	21.00
		1	49	19.87	20.09	19.91	21.00
		25	0	20.05	19.85	19.84	21.00
		25	13	19.89	19.90	19.88	21.00
		25	25	19.98	19.97	20.02	21.00
		50	0	19.98	19.98	19.89	21.00
	16QAM	1	0	19.90	19.94	19.94	21.00
		1	25	19.88	19.97	19.94	21.00
		1	49	19.96	19.96	20.01	21.00
		25	0	19.97	19.93	19.89	21.00
		25	13	19.87	19.90	19.92	21.00
		25	25	20.00	20.04	19.95	21.00
		50	0	19.96	19.97	19.87	21.00
	64QAM	1	0	19.64	19.80	19.79	21.00
		1	25	19.71	19.87	19.80	21.00
		1	49	19.83	19.75	19.79	21.00
		25	0	19.78	19.77	19.85	21.00
		25	13	19.84	19.76	19.84	21.00
		25	25	19.79	19.81	19.78	21.00
		50	0	19.76	19.89	19.67	21.00
Bandwidth	Modulation	RB size	RB offset	Channel	Channel	Channel	Tune up
				20825	21100	21375	
15MHz	QPSK	1	0	20.01	20.06	20.14	21.00



Unless otherwise agreed in writing, this document is issued by the Company subject to its General Conditions of Service printed overleaf, available on request or accessible at <http://www.sgs.com/en/Terms-and-Conditions.aspx> and, for electronic format documents, subject to Terms and Conditions for Electronic Documents at <http://www.sgs.com/en/Terms-and-Conditions/Terms-e-Documents.aspx>. Attention is drawn to the limitation of liability, indemnification and jurisdiction issues defined therein. Any holder of this document is advised that information contained hereon reflects the Company's findings at the time of its intervention only and within the limits of Client's instructions, if any. The Company's sole responsibility is to its Client and this document does not exonerate parties to a transaction from exercising all their rights and obligations under the transaction documents. This document cannot be reproduced except in full, without prior written approval of the Company. Any unauthorized alteration, forgery or falsification of the content or appearance of this document is unlawful and offenders may be prosecuted to the fullest extent of the law. Unless otherwise stated the results shown in this test report refer only to the sample(s) tested and such sample(s) are retained for 30 days only.

Attention: To check the authenticity of testing inspection report & certificate, please contact us at telephone: (86-755) 8307 1443, or email: CN.Doccheck@sgs.com
No.1 Workshop, M-10, Middle Section, Science & Technology Park, Shenzhen, China 518057 t (86-755) 26012053 f (86-755) 26710594 www.sgsigroup.com.cn
中国·深圳·科技园中区M-10栋一号厂房 邮编: 518057 t (86-755) 26012053 f (86-755) 26710594 sgs.china@sgs.com

		1	38	19.90	20.00	19.88	21.00
		1	74	19.89	20.10	19.94	21.00
		36	0	20.01	19.84	19.90	21.00
		36	18	19.83	19.88	19.85	21.00
		36	39	19.95	19.91	19.92	21.00
		75	0	20.00	19.95	19.87	21.00
		1	0	19.82	19.94	19.94	21.00
	16QAM	1	38	19.86	20.00	19.94	21.00
		1	74	19.94	19.94	20.02	21.00
		36	0	19.95	19.89	19.96	21.00
		36	18	19.97	20.00	19.94	21.00
		36	39	19.94	19.97	19.88	21.00
		75	0	19.94	19.98	19.81	21.00
		1	0	19.70	19.82	19.74	21.00
	64QAM	1	38	19.64	19.79	19.71	21.00
		1	74	19.86	19.77	19.76	21.00
		36	0	19.76	19.70	19.80	21.00
		36	18	19.79	19.75	19.82	21.00
		36	39	19.74	19.85	19.74	21.00
		75	0	19.83	19.82	19.67	21.00
Bandwidth	Modulation	RB size	RB offset	Channel	Channel	Channel	Tune up
				20850	21100	21350	
20MHz	QPSK	1	0	20.17	20.26	20.24	21.00
		1	50	20.08	20.12	20.03	21.00
		1	99	20.28	20.27	20.25	21.00
		50	0	20.18	20.03	20.00	21.00
		50	25	20.01	20.05	19.99	21.00
		50	50	20.29	20.28	20.26	21.00
		100	0	20.12	20.11	20.02	21.00
	16QAM	1	0	20.02	20.07	20.09	21.00
		1	50	20.04	20.12	20.08	21.00
		1	99	20.12	20.07	20.13	21.00
		50	0	20.10	20.07	20.07	21.00
		50	25	20.07	20.10	20.11	21.00
		50	50	20.11	20.14	20.08	21.00
		100	0	20.10	20.14	20.01	21.00
	64QAM	1	0	19.73	19.83	19.77	21.00
		1	50	19.64	19.79	19.72	21.00
		1	99	19.83	19.81	19.79	21.00
		50	0	19.79	19.70	19.79	21.00
		50	25	19.82	19.77	19.87	21.00
		50	50	19.80	19.82	19.74	21.00
		100	0	19.83	19.81	19.71	21.00



Unless otherwise agreed in writing, this document is issued by the Company subject to its General Conditions of Service printed overleaf, available on request or accessible at <http://www.sgs.com/en/Terms-and-Conditions.aspx> and, for electronic format documents, subject to Terms and Conditions for Electronic Documents at <http://www.sgs.com/en/Terms-and-Conditions/Terms-e-Documents.aspx>. Attention is drawn to the limitation of liability, indemnification and jurisdiction issues defined therein. Any holder of this document is advised that information contained hereon reflects the Company's findings at the time of its intervention only and within the limits of Client's instructions, if any. The Company's sole responsibility is to its Client and this document does not exonerate parties to a transaction from exercising all their rights and obligations under the transaction documents. This document cannot be reproduced except in full, without prior written approval of the Company. Any unauthorized alteration, forgery or falsification of the content or appearance of this document is unlawful and offenders may be prosecuted to the fullest extent of the law. Unless otherwise stated the results shown in this test report refer only to the sample(s) tested and such sample(s) are retained for 30 days only.

Attention: To check the authenticity of testing /inspection report & certificate, please contact us at telephone: (86-755) 8307 1443, or email: CN.Doccheck@sgs.com

LTE Band 7 (Handheld)				Conducted Power(dBm)			
Bandwidth	Modulation	RB size	RB offset	Channel	Channel	Channel	Tune up
				20775	21100	21425	
5MHz	QPSK	1	0	20.97	21.09	20.97	22.00
		1	13	20.95	20.78	20.87	22.00
		1	24	20.67	20.94	20.82	22.00
		12	0	20.98	20.84	20.83	22.00
		12	6	20.85	20.86	20.78	22.00
		12	13	20.88	20.91	20.97	22.00
		25	0	20.96	20.78	20.90	22.00
	16QAM	1	0	20.84	20.71	20.85	22.00
		1	13	20.90	20.81	20.71	22.00
		1	24	20.87	20.92	20.89	22.00
		12	0	21.00	20.83	20.91	22.00
		12	6	20.84	20.86	20.94	22.00
		12	13	20.81	21.03	20.68	22.00
		25	0	20.86	20.93	20.82	22.00
	64QAM	1	0	20.74	20.60	20.73	22.00
		1	13	20.75	20.69	20.58	22.00
		1	24	20.72	20.76	20.70	22.00
		12	0	20.85	20.67	20.71	21.00
		12	6	20.70	20.68	20.79	21.00
		12	13	20.68	20.88	20.55	21.00
		25	0	20.71	20.79	20.69	21.00
Bandwidth	Modulation	RB size	RB offset	Channel	Channel	Channel	Tune up
				20800	21100	21400	
10MHz	QPSK	1	0	21.04	21.01	21.04	22.00
		1	25	20.96	20.87	20.85	22.00
		1	49	20.76	20.89	20.90	22.00
		25	0	21.05	20.89	20.82	22.00
		25	13	20.82	20.86	20.80	22.00
		25	25	20.85	20.87	20.94	22.00
		50	0	20.91	20.86	20.90	22.00
	16QAM	1	0	20.80	20.80	20.87	22.00
		1	25	20.90	20.80	20.72	22.00
		1	49	20.87	20.88	20.89	22.00
		25	0	20.97	20.86	20.87	22.00
		25	13	20.88	20.89	20.99	22.00
		25	25	20.82	20.98	20.70	22.00
		50	0	20.91	20.88	20.88	22.00
	64QAM	1	0	20.65	20.60	20.75	22.00
		1	25	20.73	20.67	20.57	22.00
		1	49	20.74	20.78	20.74	22.00
		25	0	20.85	20.65	20.74	21.00
		25	13	20.70	20.67	20.82	21.00
		25	25	20.69	20.89	20.52	21.00
		50	0	20.68	20.79	20.67	21.00
Bandwidth	Modulation	RB size	RB offset	Channel	Channel	Channel	Tune up
				20825	21100	21375	
15MHz	QPSK	1	0	20.98	21.09	20.99	22.00



Unless otherwise agreed in writing, this document is issued by the Company subject to its General Conditions of Service printed overleaf, available on request or accessible at <http://www.sgs.com/en/Terms-and-Conditions.aspx> and, for electronic format documents, subject to Terms and Conditions for Electronic Documents at <http://www.sgs.com/en/Terms-and-Conditions/Terms-e-Documents.aspx>. Attention is drawn to the limitation of liability, indemnification and jurisdiction issues defined therein. Any holder of this document is advised that information contained hereon reflects the Company's findings at the time of its intervention only and within the limits of Client's instructions, if any. The Company's sole responsibility is to its Client and this document does not exonerate parties to a transaction from exercising all their rights and obligations under the transaction documents. This document cannot be reproduced except in full, without prior written approval of the Company. Any unauthorized alteration, forgery or falsification of the content or appearance of this document is unlawful and offenders may be prosecuted to the fullest extent of the law. Unless otherwise stated the results shown in this test report refer only to the sample(s) tested and such sample(s) are retained for 30 days only.

Attention: To check the authenticity of testing/inspection report & certificate, please contact us at telephone: (86-755) 8307 1443, or email: CN.Doccheck@sgs.com
No.1 Workshop, M-10, Middle Section, Science & Technology Park, Shenzhen, China 518057 t (86-755) 26012053 f (86-755) 26710594 www.sgs.com.cn
中国·深圳·科技园中区M-10栋一号厂房 邮编: 518057 t (86-755) 26012053 f (86-755) 26710594 sgs.china@sgs.com

		1	38	20.87	20.84	20.85	22.00
		1	74	20.71	20.94	20.85	22.00
		36	0	21.05	20.86	20.89	22.00
		36	18	20.76	20.86	20.76	22.00
		36	39	20.82	20.93	20.97	22.00
		75	0	20.95	20.79	20.85	22.00
	16QAM	1	0	20.83	20.79	20.93	22.00
		1	38	20.83	20.77	20.79	22.00
		1	74	20.88	20.92	20.93	22.00
		36	0	20.96	20.85	20.94	22.00
		36	18	20.84	20.90	20.95	22.00
		36	39	20.86	20.99	20.77	22.00
	64QAM	75	0	20.84	20.89	20.78	22.00
		1	0	20.64	20.51	20.66	22.00
		1	38	20.72	20.61	20.61	22.00
		1	74	20.71	20.81	20.78	22.00
		36	0	20.86	20.63	20.72	21.00
		36	18	20.71	20.71	20.76	21.00
		36	39	20.63	20.89	20.52	21.00
		75	0	20.69	20.82	20.65	21.00
Bandwidth	Modulation	RB size	RB offset	Channel	Channel	Channel	Tune up
				20850	21100	21350	
20MHz	QPSK	1	0	21.17	21.21	21.16	22.00
		1	50	21.07	20.97	21.03	22.00
		1	99	21.23	21.22	21.18	22.00
		50	0	21.18	20.99	21.00	22.00
		50	25	20.95	21.04	20.91	22.00
		50	50	21.21	21.20	21.11	22.00
		100	0	21.09	20.97	21.00	22.00
	16QAM	1	0	21.00	20.91	21.03	22.00
		1	50	21.03	20.92	20.91	22.00
		1	99	21.06	21.03	21.08	22.00
		50	0	21.10	21.00	21.05	22.00
		50	25	21.01	21.03	21.09	22.00
		50	50	20.97	21.13	20.88	22.00
		100	0	21.01	21.08	20.98	22.00
	64QAM	1	0	20.71	20.60	20.69	22.00
		1	50	20.75	20.67	20.60	22.00
		1	99	20.76	20.75	20.73	22.00
		50	0	20.88	20.63	20.74	21.00
		50	25	20.67	20.76	20.78	21.00
		50	50	20.62	20.85	20.49	21.00
		100	0	20.66	20.82	20.71	21.00



Unless otherwise agreed in writing, this document is issued by the Company subject to its General Conditions of Service printed overleaf, available on request or accessible at <http://www.sgs.com/en/Terms-and-Conditions.aspx> and, for electronic format documents, subject to Terms and Conditions for Electronic Documents at <http://www.sgs.com/en/Terms-and-Conditions/Terms-e-Documents.aspx>. Attention is drawn to the limitation of liability, indemnification and jurisdiction issues defined therein. Any holder of this document is advised that information contained hereon reflects the Company's findings at the time of its intervention only and within the limits of Client's instructions, if any. The Company's sole responsibility is to its Client and this document does not exonerate parties to a transaction from exercising all their rights and obligations under the transaction documents. This document cannot be reproduced except in full, without prior written approval of the Company. Any unauthorized alteration, forgery or falsification of the content or appearance of this document is unlawful and offenders may be prosecuted to the fullest extent of the law. Unless otherwise stated the results shown in this test report refer only to the sample(s) tested and such sample(s) are retained for 30 days only.

Attention: To check the authenticity of testing /inspection report & certificate, please contact us at telephone: (86-755) 8307 1443, or email: CN.Doccheck@sgs.com

LTE Band 26				Conducted Power(dBm)			
Bandwidth	Modulation	RB size	RB offset	Channel	Channel	Channel	Tune up
				26697	26865	27033	
1.4MHz	QPSK	1	0	22.47	22.47	22.76	24.00
		1	2	22.41	22.37	22.64	24.00
		1	5	22.36	22.32	22.69	24.00
		3	0	22.40	22.38	22.69	23.00
		3	2	22.45	22.48	22.81	23.00
		3	3	22.41	22.37	22.74	23.00
		6	0	21.36	21.36	21.64	23.00
	16QAM	1	0	21.66	21.63	21.89	23.00
		1	2	21.74	21.73	22.08	23.00
		1	5	21.72	21.69	22.10	23.00
		3	0	21.39	21.42	21.63	22.00
		3	2	21.46	21.46	21.69	22.00
		3	3	21.39	21.40	21.63	22.00
		6	0	20.50	20.44	20.78	22.00
	64QAM	1	0	21.07	21.06	21.03	22.00
		1	2	20.85	20.58	20.62	22.00
		1	5	21.21	21.19	21.06	22.00
		3	0	19.78	19.62	19.57	21.00
		3	2	19.56	19.46	19.36	21.00
		3	3	19.35	19.31	19.19	21.00
		6	0	19.57	19.41	19.51	21.00
Bandwidth	Modulation	RB size	RB offset	Channel	Channel	Channel	Tune up
				26705	26865	27025	
3MHz	QPSK	1	0	22.45	22.59	22.54	24.00
		1	7	22.52	22.64	22.58	24.00
		1	14	22.53	22.66	22.59	24.00
		8	0	21.54	21.65	21.52	23.00
		8	4	21.60	21.68	21.60	23.00
		8	7	21.53	21.63	21.61	23.00
		15	0	21.59	21.63	21.59	23.00
	16QAM	1	0	21.87	22.03	21.86	23.00
		1	7	21.94	22.01	21.85	23.00
		1	14	21.88	21.96	21.97	23.00
		8	0	20.59	20.70	20.65	22.00
		8	4	20.67	20.74	20.71	22.00
		8	7	20.61	20.68	20.70	22.00
		15	0	20.61	20.67	20.65	22.00
	64QAM	1	0	21.11	21.08	21.02	22.00
		1	7	20.85	20.58	20.70	22.00
		1	14	21.17	21.11	21.02	22.00
		8	0	19.76	19.64	19.66	21.00
		8	4	19.59	19.43	19.38	21.00
		8	7	19.41	19.33	19.19	21.00
		15	0	19.57	19.38	19.50	21.00
Bandwidth	Modulation	RB size	RB offset	Channel	Channel	Channel	Tune up
				26715	26865	27015	
5MHz	QPSK	1	0	22.49	22.54	22.58	24.00



Unless otherwise agreed in writing, this document is issued by the Company subject to its General Conditions of Service printed overleaf, available on request or accessible at <http://www.sgs.com/en/Terms-and-Conditions.aspx> and, for electronic format documents, subject to Terms and Conditions for Electronic Documents at <http://www.sgs.com/en/Terms-and-Conditions/Terms-e-Documents.aspx>. Attention is drawn to the limitation of liability, indemnification and jurisdiction issues defined therein. Any holder of this document is advised that information contained hereon reflects the Company's findings at the time of its intervention only and within the limits of Client's instructions, if any. The Company's sole responsibility is to its Client and this document does not exonerate parties to a transaction from exercising all their rights and obligations under the transaction documents. This document cannot be reproduced except in full, without prior written approval of the Company. Any unauthorized alteration, forgery or falsification of the content or appearance of this document is unlawful and offenders may be prosecuted to the fullest extent of the law. Unless otherwise stated the results shown in this test report refer only to the sample(s) tested and such sample(s) are retained for 30 days only.

Attention: To check the authenticity of testing/inspection report & certificate, please contact us at telephone: (86-755) 8307 1443, or email: CN.Doccheck@sgs.com
No.1 Workshop, M-10, Middle Section, Science & Technology Park, Shenzhen, China 518057 t (86-755) 26012053 f (86-755) 26710594 www.sgs.com
中国·深圳·科技园中区M-10栋一号厂房 邮编: 518057 t (86-755) 26012053 f (86-755) 26710594 sgs.china@sgs.com

		1	13	22.58	22.69	22.52	24.00
		1	24	22.62	22.66	22.59	24.00
		12	0	21.55	21.69	21.56	23.00
		12	6	21.58	21.65	21.54	23.00
		12	13	21.55	21.70	21.59	23.00
		25	0	21.58	21.66	21.56	23.00
	16QAM	1	0	21.87	21.94	21.93	23.00
		1	13	21.91	21.97	21.93	23.00
		1	24	21.94	21.98	21.93	23.00
		12	0	20.62	20.72	20.62	22.00
		12	6	20.61	20.67	20.63	22.00
		12	13	20.58	20.73	20.66	22.00
	64QAM	25	0	20.60	20.68	20.61	22.00
		1	0	21.07	21.07	21.03	22.00
		1	13	20.77	20.59	20.62	22.00
		1	24	21.23	21.17	21.02	22.00
		12	0	19.76	19.70	19.66	21.00
		12	6	19.63	19.49	19.31	21.00
		12	13	19.42	19.36	19.24	21.00
		25	0	19.64	19.38	19.59	21.00
Bandwidth	Modulation	RB size	RB offset	Channel	Channel	Channel	Tune up
				26750	26865	26990	
10MHz	QPSK	1	0	22.71	22.75	22.80	24.00
		1	25	22.53	22.62	22.47	24.00
		1	49	22.99	22.95	22.95	24.00
		25	0	21.69	21.67	21.60	23.00
		25	13	21.83	21.67	21.61	23.00
		25	25	21.86	21.73	21.74	23.00
		50	0	21.80	21.71	21.66	23.00
	16QAM	1	0	22.20	22.04	22.16	23.00
		1	25	21.94	21.86	21.81	23.00
		1	49	22.22	22.21	22.06	23.00
		25	0	20.68	20.68	20.57	22.00
		25	13	20.79	20.68	20.56	22.00
		25	25	20.76	20.72	20.71	22.00
		50	0	20.82	20.70	20.65	22.00
	64QAM	1	0	21.06	20.94	20.96	22.00
		1	25	20.72	20.55	20.62	22.00
		1	49	21.11	21.19	21.04	22.00
		25	0	19.81	19.71	19.62	21.00
		25	13	19.58	19.42	19.35	21.00
		25	25	19.32	19.26	19.18	21.00
		50	0	19.55	19.40	19.46	21.00
Bandwidth	Modulation	RB size	RB offset	Channel	Channel	Channel	Tune up
				26775	26865	26965	
15MHz	QPSK	1	0	22.74	22.75	22.66	24.00
		1	38	22.57	22.44	22.43	24.00
		1	74	23.07	22.98	23.08	24.00
		36	0	21.92	21.83	21.93	23.00
		36	18	21.70	21.58	21.48	23.00
		36	39	21.92	21.74	21.91	23.00
		75	0	21.79	21.80	21.69	23.00



Unless otherwise agreed in writing, this document is issued by the Company subject to its General Conditions of Service printed overleaf, available on request or accessible at <http://www.sgs.com/en/Terms-and-Conditions.aspx> and, for electronic format documents, subject to Terms and Conditions for Electronic Documents at <http://www.sgs.com/en/Terms-and-Conditions/Terms-e-Documents.aspx>. Attention is drawn to the limitation of liability, indemnification and jurisdiction issues defined therein. Any holder of this document is advised that information contained hereon reflects the Company's findings at the time of its intervention only and within the limits of Client's instructions, if any. The Company's sole responsibility is to its Client and this document does not exonerate parties to a transaction from exercising all their rights and obligations under the transaction documents. This document cannot be reproduced except in full, without prior written approval of the Company. Any unauthorized alteration, forgery or falsification of the content or appearance of this document is unlawful and offenders may be prosecuted to the fullest extent of the law. Unless otherwise stated the results shown in this test report refer only to the sample(s) tested and such sample(s) are retained for 30 days only.

Attention: To check the authenticity of testing/inspection report & certificate, please contact us at telephone: (86-755) 8307 1443, or email: CN.Doccheck@sgs.com

	16QAM	1	0	22.21	22.18	22.14	23.00
		1	38	21.95	21.78	21.82	23.00
		1	74	22.04	22.29	22.20	23.00
		36	0	20.93	20.82	20.77	22.00
		36	18	20.74	20.59	20.50	22.00
		36	39	20.54	20.51	20.36	22.00
		75	0	20.77	20.58	20.70	22.00
	64QAM	1	0	21.07	20.96	21.03	22.00
		1	38	20.80	20.58	20.65	22.00
		1	74	21.24	21.05	21.08	22.00
		36	0	19.83	19.62	19.54	21.00
		36	18	19.58	19.34	19.29	21.00
		36	39	19.39	19.26	19.25	21.00
		75	0	19.60	19.44	19.46	21.00



Unless otherwise agreed in writing, this document is issued by the Company subject to its General Conditions of Service printed overleaf, available on request or accessible at <http://www.sgs.com/en/Terms-and-Conditions.aspx> and, for electronic format documents, subject to Terms and Conditions for Electronic Documents at <http://www.sgs.com/en/Terms-and-Conditions/Terms-e-Document.aspx>. Attention is drawn to the limitation of liability, indemnification and jurisdiction issues defined therein. Any holder of this document is advised that information contained hereon reflects the Company's findings at the time of its intervention only and within the limits of Client's instructions, if any. The Company's sole responsibility is to its Client and this document does not exonerate parties to a transaction from exercising all their rights and obligations under the transaction documents. This document cannot be reproduced except in full, without prior written approval of the Company. Any unauthorized alteration, forgery or falsification of the content or appearance of this document is unlawful and offenders may be prosecuted to the fullest extent of the law. Unless otherwise stated the results shown in this test report refer only to the sample(s) tested and such sample(s) are retained for 30 days only.

Attention: To check the authenticity of testing /inspection report & certificate, please contact us at telephone: (86-755) 8307 1443, or email: CN.Doccheck@sgs.com

LTE Band 38				Conducted Power(dBm)			
Bandwidth	Modulation	RB size	RB offset	Channel	Channel	Channel	Tune up
				37775	38000	38225	
5MHz	QPSK	1	0	22.82	22.75	22.91	24.00
		1	13	22.90	22.74	22.65	24.00
		1	24	22.66	22.59	22.52	24.00
		12	0	21.75	21.59	21.63	23.00
		12	6	21.80	21.63	21.58	23.00
		12	13	21.80	21.60	21.67	23.00
		25	0	21.79	21.67	21.60	23.00
	16QAM	1	0	21.97	21.81	21.84	23.00
		1	13	21.89	21.78	21.78	23.00
		1	24	21.77	21.75	21.87	23.00
		12	0	20.79	20.59	20.64	22.00
		12	6	20.77	20.61	20.61	22.00
		12	13	20.76	20.55	20.65	22.00
		25	0	20.78	20.63	20.64	22.00
	64QAM	1	0	21.03	20.68	20.62	22.00
		1	13	20.73	20.54	20.54	22.00
		1	24	20.60	20.51	20.92	22.00
		12	0	19.82	19.55	19.54	21.00
		12	6	19.69	19.57	19.67	21.00
		12	13	19.84	19.54	19.55	21.00
		25	0	19.77	19.71	19.71	21.00
Bandwidth	Modulation	RB size	RB offset	Channel	Channel	Channel	Tune up
				37800	38000	38200	
10MHz	QPSK	1	0	23.04	22.85	22.72	24.00
		1	25	22.89	22.70	22.75	24.00
		1	49	23.01	22.86	22.93	24.00
		25	0	21.81	21.67	21.75	23.00
		25	13	21.79	21.72	21.77	23.00
		25	25	21.96	21.80	21.91	23.00
		50	0	21.99	21.85	21.84	23.00
	16QAM	1	0	22.09	22.03	22.17	23.00
		1	25	21.94	21.78	21.90	23.00
		1	49	21.85	21.97	22.07	23.00
		25	0	21.00	20.87	20.78	22.00
		25	13	20.89	20.80	20.62	22.00
		25	25	20.87	20.73	20.77	22.00
		50	0	21.00	20.90	20.72	22.00
	64QAM	1	0	21.02	20.73	20.63	22.00
		1	25	20.76	20.46	20.50	22.00
		1	49	20.66	20.51	20.94	22.00
		25	0	19.72	19.60	19.52	21.00
		25	13	19.73	19.69	19.70	21.00
		25	25	19.88	19.61	19.45	21.00
		50	0	19.74	19.80	19.75	21.00
Bandwidth	Modulation	RB size	RB offset	Channel	Channel	Channel	Tune up
				37825	38000	38175	
15MHz	QPSK	1	0	23.43	23.20	22.85	24.00



Unless otherwise agreed in writing, this document is issued by the Company subject to its General Conditions of Service printed overleaf, available on request or accessible at <http://www.sgs.com/en/Terms-and-Conditions.aspx> and, for electronic format documents, subject to Terms and Conditions for Electronic Documents at <http://www.sgs.com/en/Terms-and-Conditions/Terms-e-Documents.aspx>. Attention is drawn to the limitation of liability, indemnification and jurisdiction issues defined therein. Any holder of this document is advised that information contained hereon reflects the Company's findings at the time of its intervention only and within the limits of Client's instructions, if any. The Company's sole responsibility is to its Client and this document does not exonerate parties to a transaction from exercising all their rights and obligations under the transaction documents. This document cannot be reproduced except in full, without prior written approval of the Company. Any unauthorized alteration, forgery or falsification of the content or appearance of this document is unlawful and offenders may be prosecuted to the fullest extent of the law. Unless otherwise stated the results shown in this test report refer only to the sample(s) tested and such sample(s) are retained for 30 days only.

Attention: To check the authenticity of testing/inspection report & certificate, please contact us at telephone: (86-755) 8307 1443, or email: CN.Doccheck@sgs.com
No.1 Workshop, M-10, Middle Section, Science & Technology Park, Shenzhen, China 518057 t (86-755) 26012053 f (86-755) 26710594 www.sgsigroup.com.cn
中国·深圳·科技园中区M-10栋一号厂房 邮编: 518057 t (86-755) 26012053 f (86-755) 26710594 sgs.china@sgs.com

		1	38	22.83	22.55	22.84	24.00
		1	74	23.19	23.06	22.97	24.00
		36	0	21.98	21.63	21.58	23.00
		36	18	21.94	21.83	21.61	23.00
		36	39	21.92	21.77	21.96	23.00
		75	0	21.85	21.82	21.82	23.00
		75	0	21.85	21.82	21.82	23.00
	16QAM	1	0	22.44	21.96	21.93	23.00
		1	38	21.92	21.58	22.05	23.00
		1	74	21.96	21.89	22.07	23.00
		36	0	20.80	20.61	20.57	22.00
		36	18	20.97	20.54	20.63	22.00
		36	39	20.85	20.72	20.77	22.00
		75	0	20.92	20.60	20.79	22.00
	64QAM	1	0	21.02	20.78	20.68	22.00
		1	38	20.79	20.55	20.62	22.00
		1	74	20.65	20.53	20.87	22.00
		36	0	19.78	19.62	19.60	21.00
		36	18	19.67	19.64	19.71	21.00
		36	39	19.91	19.65	19.52	21.00
		75	0	19.76	19.80	19.77	21.00
Bandwidth	Modulation	RB size	RB offset	Channel	Channel	Channel	Tune up
				37850	38000	38150	
20MHz	QPSK	1	0	22.83	22.96	22.93	24.00
		1	50	22.87	22.66	22.64	24.00
		1	99	22.90	23.24	23.11	24.00
		50	0	22.00	21.73	21.82	23.00
		50	25	21.86	21.66	21.60	23.00
		50	50	21.98	22.01	21.92	23.00
		100	0	22.01	22.02	21.96	23.00
	16QAM	1	0	22.15	21.88	21.86	23.00
		1	50	21.98	21.71	21.72	23.00
		1	99	21.85	21.70	22.07	23.00
		50	0	20.97	20.77	20.77	22.00
		50	25	20.86	20.81	20.85	22.00
		50	50	21.01	20.75	20.65	22.00
		100	0	20.89	20.95	20.92	22.00
	64QAM	1	0	21.03	20.77	20.74	22.00
		1	50	20.82	20.56	20.54	22.00
		1	99	20.75	20.55	20.97	22.00
		50	0	19.77	19.64	19.67	21.00
		50	25	19.74	19.70	19.73	21.00
		50	50	19.82	19.60	19.48	21.00
		100	0	19.73	19.77	19.77	21.00



Unless otherwise agreed in writing, this document is issued by the Company subject to its General Conditions of Service printed overleaf, available on request or accessible at <http://www.sgs.com/en/Terms-and-Conditions.aspx> and, for electronic format documents, subject to Terms and Conditions for Electronic Documents at <http://www.sgs.com/en/Terms-and-Conditions/Terms-e-Documents.aspx>. Attention is drawn to the limitation of liability, indemnification and jurisdiction issues defined therein. Any holder of this document is advised that information contained hereon reflects the Company's findings at the time of its intervention only and within the limits of Client's instructions, if any. The Company's sole responsibility is to its Client and this document does not exonerate parties to a transaction from exercising all their rights and obligations under the transaction documents. This document cannot be reproduced except in full, without prior written approval of the Company. Any unauthorized alteration, forgery or falsification of the content or appearance of this document is unlawful and offenders may be prosecuted to the fullest extent of the law. Unless otherwise stated the results shown in this test report refer only to the sample(s) tested and such sample(s) are retained for 30 days only.

Attention: To check the authenticity of testing /inspection report & certificate, please contact us at telephone: (86-755) 8307 1443, or email: CN.Doccheck@sgs.com

LTE Band 41				Conducted Power(dBm)					
Bandwidth	Modulation	RB size	RB offset	Channel	Channel	Channel	Channel	Channel	Tune up
				40064	40353	40640	40928	41215	
5MHz	QPSK	1	0	22.71	22.80	22.83	22.75	22.64	24.00
		1	13	22.53	22.52	22.54	22.16	22.11	24.00
		1	24	22.73	22.79	22.78	22.41	22.56	24.00
		12	0	21.66	21.62	21.52	21.19	21.08	23.00
		12	6	21.61	21.54	22.00	21.21	21.11	23.00
		12	13	21.53	21.56	21.96	21.23	21.22	23.00
		25	0	21.65	21.64	21.95	21.21	21.09	23.00
	16QAM	1	0	21.54	21.78	22.12	21.35	21.40	23.00
		1	13	22.01	21.62	21.52	21.04	21.20	23.00
		1	24	21.77	22.07	21.91	21.93	21.73	23.00
		12	0	20.54	20.52	20.56	20.14	20.20	22.00
		12	6	20.53	20.62	20.67	20.20	20.12	22.00
		12	13	20.64	20.53	20.56	20.02	20.07	22.00
		25	0	20.78	20.67	20.54	20.22	20.24	22.00
	64QAM	1	0	21.06	20.38	20.50	20.87	21.16	22.00
		1	13	21.28	21.25	21.28	20.84	21.09	22.00
		1	24	21.02	20.34	20.79	20.68	20.94	22.00
		12	0	19.87	19.73	19.73	19.92	20.19	21.00
		12	6	20.10	19.87	19.83	19.69	19.99	21.00
		12	13	19.71	19.56	19.78	19.86	20.02	21.00
		25	0	19.96	19.67	19.70	19.49	19.81	21.00
Bandwidth	Modulation	RB size	RB offset	Channel	Channel	Channel	Channel	Channel	Tune up
				40090	40365	40640	40915	41190	
10MHz	QPSK	1	0	22.75	22.64	22.47	22.44	22.80	24.00
		1	25	22.16	22.11	22.09	22.08	22.14	24.00
		1	49	22.41	22.56	22.23	22.37	22.35	24.00
		25	0	21.19	21.08	21.10	21.11	21.08	23.00
		25	13	21.21	21.11	21.05	21.09	21.11	23.00
		25	25	21.23	21.22	21.01	21.26	21.27	23.00
		50	0	21.21	21.09	21.09	21.15	21.17	23.00
	16QAM	1	0	21.35	21.40	21.45	21.61	21.64	23.00
		1	25	21.04	21.20	21.27	21.03	21.23	23.00
		1	49	21.93	21.73	21.19	21.44	21.31	23.00
		25	0	20.14	20.20	20.09	20.12	20.12	22.00
		25	13	20.20	20.12	20.02	20.05	20.05	22.00
		25	25	20.02	20.07	20.12	20.14	20.10	22.00
		50	0	20.22	20.24	20.12	20.10	20.20	22.00
	64QAM	1	0	21.03	20.38	20.58	20.94	21.10	22.00
		1	25	21.23	21.29	21.28	20.83	21.11	22.00
		1	49	21.06	20.36	20.86	20.69	20.94	22.00
		25	0	19.87	19.64	19.80	19.94	20.20	21.00
		25	13	20.04	19.87	19.87	19.74	19.93	21.00
		25	25	19.81	19.57	19.85	19.78	20.02	21.00
		50	0	19.94	19.73	19.70	19.55	19.79	21.00
Bandwidth	Modulation	RB size	RB offset	Channel	Channel	Channel	Channel	Channel	Tune up
				40115	40378	40640	40903	41165	
15MHz	QPSK	1	0	22.54	22.90	22.52	22.45	22.49	24.00



Unless otherwise agreed in writing, this document is issued by the Company subject to its General Conditions of Service printed overleaf, available on request or accessible at <http://www.sgs.com/en/Terms-and-Conditions.aspx> and, for electronic format documents, subject to Terms and Conditions for Electronic Documents at <http://www.sgs.com/en/Terms-and-Conditions/Terms-e-Documents.aspx>. Attention is drawn to the limitation of liability, indemnification and jurisdiction issues defined therein. Any holder of this document is advised that information contained hereon reflects the Company's findings at the time of its intervention only and within the limits of Client's instructions, if any. The Company's sole responsibility is to its Client and this document does not exonerate parties to a transaction from exercising all their rights and obligations under the transaction documents. This document cannot be reproduced except in full, without prior written approval of the Company. Any unauthorized alteration, forgery or falsification of the content or appearance of this document is unlawful and offenders may be prosecuted to the fullest extent of the law. Unless otherwise stated the results shown in this test report refer only to the sample(s) tested and such sample(s) are retained for 30 days only.

Attention: To check the authenticity of testing/inspection report & certificate, please contact us at telephone: (86-755) 8307 1443, or email: CN.Doccheck@sgs.com
No.1 Workshop, M-10, Middle Section, Science & Technology Park, Shenzhen, China 518057 t (86-755) 26012053 f (86-755) 26710594 www.sgs.com
中国·深圳·科技园中区M-10栋一号厂房 邮编: 518057 t (86-755) 26012053 f (86-755) 26710594 sgs.china@sgs.com

		1	38	22.18	22.24	22.17	22.12	22.19	24.00
		1	74	22.47	22.45	22.44	22.44	22.44	24.00
		36	0	21.21	21.18	21.11	21.40	21.30	23.00
		36	18	21.19	21.21	21.21	21.19	21.17	23.00
		36	39	21.36	21.37	21.29	21.36	21.34	23.00
		75	0	21.25	21.27	21.19	21.26	21.22	23.00
	16QAM	1	0	21.71	21.74	21.76	21.91	21.85	23.00
		1	38	21.13	21.33	21.15	21.50	21.46	23.00
		1	74	21.54	21.41	21.42	21.82	21.84	23.00
		36	0	20.22	20.22	20.24	20.22	20.23	22.00
		36	18	20.15	20.15	20.12	20.26	20.21	22.00
		36	39	20.24	20.20	20.21	20.25	20.25	22.00
	64QAM	75	0	20.22	20.22	20.24	20.22	20.23	22.00
		1	0	21.05	20.50	20.55	20.92	21.22	22.00
		1	38	21.29	21.32	21.35	20.94	21.16	22.00
		1	74	21.10	20.39	20.88	20.72	20.99	22.00
		36	0	19.90	19.74	19.76	20.01	20.22	21.00
		36	18	20.14	19.86	19.95	19.80	19.99	21.00
		36	39	19.76	19.61	19.88	19.87	20.12	21.00
		75	0	20.04	19.73	19.78	19.56	19.87	21.00
Bandwidth	Modulation	RB size	RB offset	Channel	Channel	Channel	Channel	Channel	Tune up
				40140	40390	40640	40890	41140	
20MHz	QPSK	1	0	22.86	22.85	22.79	22.93	23.19	24.00
		1	50	23.16	23.17	22.95	22.94	23.19	24.00
		1	99	23.24	23.18	22.96	22.95	23.20	24.00
		50	0	21.98	21.96	21.93	21.70	21.95	23.00
		50	25	22.12	22.02	22.12	21.99	22.24	23.00
		50	50	22.26	22.03	22.13	22.00	22.25	23.00
		100	0	22.11	21.97	21.97	21.77	22.03	23.00
	16QAM	1	0	22.24	21.62	21.73	22.11	22.34	23.00
		1	50	22.45	22.47	22.47	22.06	22.29	23.00
		1	99	22.27	21.55	22.01	21.91	22.11	23.00
		50	0	21.02	20.88	20.96	21.11	21.40	22.00
		50	25	21.28	21.02	21.07	20.94	21.14	22.00
		50	50	20.96	20.79	21.00	21.03	21.25	22.00
		100	0	21.17	20.91	20.92	20.71	21.01	22.00
	64QAM	1	0	21.14	20.50	20.61	20.91	21.22	22.00
		1	50	21.32	21.29	21.37	20.88	21.09	22.00
		1	99	21.15	20.36	20.89	20.79	20.98	22.00
		50	0	19.90	19.74	19.81	20.00	20.24	21.00
		50	25	20.11	19.83	19.90	19.81	19.94	21.00
		50	50	19.78	19.61	19.85	19.90	20.14	21.00
		100	0	19.98	19.74	19.76	19.53	19.83	21.00

Table 12: Conducted Power of LTE



Unless otherwise agreed in writing, this document is issued by the Company subject to its General Conditions of Service printed overleaf, available on request or accessible at <http://www.sgs.com/en/Terms-and-Conditions.aspx> and, for electronic format documents, subject to Terms and Conditions for Electronic Documents at <http://www.sgs.com/en/Terms-and-Conditions/Terms-e-Documents.aspx>. Attention is drawn to the limitation of liability, indemnification and jurisdiction issues defined therein. Any holder of this document is advised that information contained hereon reflects the Company's findings at the time of its intervention only and within the limits of Client's instructions, if any. The Company's sole responsibility is to its Client and this document does not exonerate parties to a transaction from exercising all their rights and obligations under the transaction documents. This document cannot be reproduced except in full, without prior written approval of the Company. Any unauthorized alteration, forgery or falsification of the content or appearance of this document is unlawful and offenders may be prosecuted to the fullest extent of the law. Unless otherwise stated the results shown in this test report refer only to the sample(s) tested and such sample(s) are retained for 30 days only.

Attention: To check the authenticity of testing / inspection report & certificate, please contact us at telephone: (86-755) 8307 1443, or email: CN.Doccheck@sgs.com
No.1 Workshop, M-10, Middle Section, Science & Technology Park, Shenzhen, China 518057 t (86-755) 26012053 f (86-755) 26710594 www.sgsgroup.com.cn
中国·深圳·科技园中区M-10栋一号厂房 邮编: 518057 t (86-755) 26012053 f (86-755) 26710594 sgs.china@sgs.com

8.1.2 Conducted Power of WIFI and BT

Mode full power	Channel	Frequency(MHz)	Data Rate(Mbps)	Tune up	Average Power (dBm)	SAR Test
802.11b	1	2412	1	19.50	18.74	Yes
	6	2437		19.50	18.79	Yes
	11	2462		19.50	18.87	Yes
802.11g	1	2412	6	15.00	14.08	No
	6	2437		15.00	14.20	No
	11	2462		15.00	14.19	No
802.11n HT20 SISO	1	2412	6.5	14.50	13.48	No
	6	2437		14.50	13.70	No
	11	2462		14.50	13.69	No
802.11n HT40 SISO	3	2422	13.5	14.50	13.85	No
	6	2437		14.50	14.23	No
	9	2452		14.50	13.90	No

Mode reduce power	Channel	Frequency(MHz)	Data Rate(Mbps)	Tune up	Average Power (dBm)	SAR Test
802.11b	1	2412	1	19.00	18.09	Yes
	6	2437		19.00	18.10	Yes
	11	2462		19.00	18.13	Yes
802.11g	1	2412	6	15.00	14.08	No
	6	2437		15.00	14.20	No
	11	2462		15.00	14.19	No
802.11n HT20 SISO	1	2412	6.5	14.50	13.48	No
	6	2437		14.50	13.70	No
	11	2462		14.50	13.69	No
802.11n HT40 SISO	3	2422	13.5	14.50	13.85	No
	6	2437		14.50	14.23	No
	9	2452		14.50	13.90	No



Unless otherwise agreed in writing, this document is issued by the Company subject to its General Conditions of Service printed overleaf, available on request or accessible at <http://www.sgs.com/en/Terms-and-Conditions.aspx> and, for electronic format documents, subject to Terms and Conditions for Electronic Documents at <http://www.sgs.com/en/Terms-and-Conditions/Terms-e-Documents.aspx>. Attention is drawn to the limitation of liability, indemnification and jurisdiction issues defined therein. Any holder of this document is advised that information contained hereon reflects the Company's findings at the time of its intervention only and within the limits of Client's instructions, if any. The Company's sole responsibility is to its Client and this document does not exonerate parties to a transaction from exercising all their rights and obligations under the transaction documents. This document cannot be reproduced except in full, without prior written approval of the Company. Any unauthorized alteration, forgery or falsification of the content or appearance of this document is unlawful and offenders may be prosecuted to the fullest extent of the law. Unless otherwise stated the results shown in this test report refer only to the sample(s) tested and such sample(s) are retained for 30 days only.

Attention: To check the authenticity of testing /inspection report & certificate, please contact us at telephone: (86-755) 8307 1443, or email: CN.Doccheck@sgs.com
No.1 Workshop, M-10, Middle Section, Science & Technology Park, Shenzhen, China 518057 t (86-755) 26012053 f (86-755) 26710594 www.ssgroup.com.cn
中国·深圳·科技园中区M-10栋一号厂房 邮编: 518057 t (86-755) 26012053 f (86-755) 26710594 sgs.china@sgs.com

5GHz	mode	Channel	Frequency(MHz)	Data Rate(Mbps)	Tune up	Average Power (dBm)	SAR Test
802.11a	U-NII-1	36	5180	6	18.00	17.33	No
		40	5200		18.00	17.7	No
		44	5220		18.00	17.31	No
		48	5240		18.00	17.69	No
	U-NII-2A	52	5260		18.00	17.72	No
		56	5280		18.00	17.54	No
		60	5300		18.00	17.73	Yes
		64	5320		18.00	17.51	No
	U-NII-2C	100	5500		18.00	17.29	Yes
		104	5520		18.00	17.24	No
		108	5540		18.00	17.13	No
		112	5560		18.00	17.21	No
		116	5580		18.00	17.42	Yes
		120	5600		18.00	17.12	No
		124	5620		18.00	17.11	No
		128	5640		18.00	17.22	No
		132	5660		18.00	17.23	No
		136	5680		18.00	17.2	No
		140	5700		18.00	17.24	Yes
		144	5720		18.00	17.12	No
	U-NII-3	149	5745		18.00	17.56	No
		153	5765		18.00	17.51	No
		157	5785		18.00	17.62	Yes
		161	5805		18.00	17.51	No
		165	5825		18.00	17.54	No
5GHz	mode	Channel	Frequency(MHz)	Data Rate(Mbps)	Tune up	Average Power (dBm)	SAR Test
802.11n-HT20	U-NII-1	36	5180	MCS0	17.50	16.72	No
		40	5200		17.50	16.86	No
		44	5220		17.50	17.08	No
		48	5240		17.50	17.29	No
	U-NII-2A	52	5260		17.50	17.27	No
		56	5280		17.50	17.08	No
		60	5300		17.50	16.93	No
		64	5320		17.50	16.52	No
	U-NII-2C	100	5500		17.50	16.79	No
		104	5520		17.50	16.80	No
		108	5540		17.50	16.79	No
		112	5560		17.50	16.75	No
		116	5580		17.50	16.75	No
		120	5600		17.50	16.59	No
		124	5620		17.50	16.62	No
		128	5640		17.50	16.65	No
		132	5660		17.50	16.54	No
		136	5680		17.50	16.51	No



Unless otherwise agreed in writing, this document is issued by the Company subject to its General Conditions of Service printed overleaf, available on request or accessible at <http://www.sgs.com/en/Terms-and-Conditions.aspx> and, for electronic format documents, subject to Terms and Conditions for Electronic Documents at <http://www.sgs.com/en/Terms-and-Conditions/Terms-e-Documents.aspx>. Attention is drawn to the limitation of liability, indemnification and jurisdiction issues defined therein. Any holder of this document is advised that information contained hereon reflects the Company's findings at the time of its intervention only and within the limits of Client's instructions, if any. The Company's sole responsibility is to its Client and this document does not exonerate parties to a transaction from exercising all their rights and obligations under the transaction documents. This document cannot be reproduced except in full, without prior written approval of the Company. Any unauthorized alteration, forgery or falsification of the content or appearance of this document is unlawful and offenders may be prosecuted to the fullest extent of the law. Unless otherwise stated the results shown in this test report refer only to the sample(s) tested and such sample(s) are retained for 30 days only.

Attention: To check the authenticity of testing/inspection report & certificate, please contact us at telephone: (86-755) 8307 1443, or email: CN.Doccheck@sgs.com

	U-NII-3	140	5700		17.50	16.69	No
		144	5720		17.50	16.67	No
		149	5745		17.50	16.89	No
		153	5765		17.50	17.05	No
		157	5785		17.50	17.10	No
		161	5805		17.50	17.19	No
		165	5825		17.50	17.16	No
5GHz	mode	Channel	Frequency(MHz)	Data Rate(Mbps)	Tune up	Average Power (dBm)	SAR Test
802.11n-HT40	U-NII-1	38	5190	MCS0	15.00	14.34	No
		46	5230		15.00	14.72	No
	U-NII-2A	54	5270		15.00	14.74	No
		62	5310		15.00	14.49	No
	U-NII-2C	102	5510		15.00	14.58	No
		110	5550		15.00	14.35	No
		118	5590		15.00	14.34	No
		126	5630		15.00	14.11	No
		134	5670		15.00	14.15	No
		142	5710		15.00	14.08	No
	U-NII-3	151	5755		15.00	14.47	No
		159	5795		15.00	14.84	No
5GHz	mode	Channel	Frequency(MHz)	Data Rate(Mbps)	Tune up	Average Power (dBm)	SAR Test
802.11ac-20	U-NII-1	36	5180	MCS0	16.00	15.02	No
		40	5200		16.00	15.16	No
		44	5220		16.00	15.38	No
		48	5240		16.00	15.59	No
	U-NII-2A	52	5260		16.00	15.57	No
		56	5280		16.00	15.38	No
		60	5300		16.00	15.23	No
		64	5320		16.00	14.82	No
	U-NII-2C	100	5500		16.00	15.09	No
		104	5520		16.00	15.10	No
		108	5540		16.00	15.09	No
		112	5560		16.00	15.05	No
		116	5580		16.00	15.05	No
		120	5600		16.00	14.89	No
		124	5620		16.00	14.92	No
		128	5640		16.00	14.95	No
		132	5660		16.00	14.84	No
		136	5680		16.00	14.81	No
		140	5700		16.00	14.99	No
		144	5720		16.00	14.97	No
	U-NII-3	149	5745		16.00	15.19	No
		153	5765		16.00	15.35	No
		157	5785		16.00	15.40	No
		161	5805		16.00	15.49	No



Unless otherwise agreed in writing, this document is issued by the Company subject to its General Conditions of Service printed overleaf, available on request or accessible at <http://www.sgs.com/en/Terms-and-Conditions.aspx> and, for electronic format documents, subject to Terms and Conditions for Electronic Documents at <http://www.sgs.com/en/Terms-and-Conditions/Terms-e-Documents.aspx>. Attention is drawn to the limitation of liability, indemnification and jurisdiction issues defined therein. Any holder of this document is advised that information contained hereon reflects the Company's findings at the time of its intervention only and within the limits of Client's instructions, if any. The Company's sole responsibility is to its Client and this document does not exonerate parties to a transaction from exercising all their rights and obligations under the transaction documents. This document cannot be reproduced except in full, without prior written approval of the Company. Any unauthorized alteration, forgery or falsification of the content or appearance of this document is unlawful and offenders may be prosecuted to the fullest extent of the law. Unless otherwise stated the results shown in this test report refer only to the sample(s) tested and such sample(s) are retained for 30 days only.

Attention: To check the authenticity of testing/inspection report & certificate, please contact us at telephone: (86-755) 8307 1443, or email: CN.Doccheck@sgs.com

SGS-CSTC Standards Technical Services Co., Ltd.
Shenzhen Branch, Inspection & Testing Services Laboratory

No.1 Workshop, M-10, Middle Section, Science & Technology Park, Shenzhen, China 518057 t (86-755) 26012053 f (86-755) 26710594 www.sgsgroup.com.cn
中国·深圳·科技园中区M-10栋一号厂房 邮编: 518057 t (86-755) 26012053 f (86-755) 26710594 sgs.china@sgs.com

5GHz	mode	165 Channel	5825 Frequency(MHz)	Data Rate(Mbps)	16.00 Tune up	15.46 Average Power (dBm)	No SAR Test
802.11ac-40	U-NII-1	38	5190	MCS0	16.00	15.34	No
		46	5230		16.00	15.72	No
	U-NII-2A	54	5270		16.00	15.74	No
		62	5310		16.00	15.49	No
	U-NII-2C	102	5510		16.00	15.58	No
		110	5550		16.00	15.35	No
		118	5590		16.00	15.34	No
		126	5630		16.00	15.11	No
		134	5670		16.00	15.15	No
		142	5710		16.00	15.08	No
	U-NII-3	151	5755		16.00	15.47	No
		159	5795		16.00	15.84	No
5GHz	mode	Channel	Frequency(MHz)	Data Rate(Mbps)	Tune up	Average Power (dBm)	SAR Test
802.11ac 80M	U-NII-1	42	5210	MCS0	14.50	13.69	No
	U-NII-2A	58	5290		14.50	13.83	No
	U-NII-2C	106	5530		14.50	12.52	No
		122	5610		14.50	13.43	No
		138	5690		14.50	12.93	No
	U-NII-3	155	5775		14.50	13.74	No

5GHz-Hotspot on	mode	Channel	Frequency(MHz)	Data Rate(Mbps)	Tune up	Average Power (dBm)	SAR Test
802.11a	U-NII-1	36	5180	6	17.00	16.36	Yes
		40	5200		17.00	16.59	Yes
		44	5220		17.00	16.24	No
		48	5240		17.00	16.34	Yes
	U-NII-3	149	5745		16.00	15.56	Yes
		153	5765		16.00	15.48	No
		157	5785		16.00	15.59	Yes
		161	5805		16.00	15.51	No
		165	5825		16.00	15.52	Yes

Table 13: Conducted Power of WiFi

Note:

- Power must be measured at each transmit antenna port according to the DSSS and OFDM transmission configurations in each standalone and aggregated frequency band.
- Power measurement is required for the transmission mode configuration with the highest maximum output power specified for production units.
 - When the same highest maximum output power specification applies to multiple transmission modes, the largest channel bandwidth configuration with the lowest order modulation and lowest data rate is measured.
 - When the same highest maximum output power is specified for multiple largest channel bandwidth configurations with the same lowest order modulation or lowest order modulation and lowest data rate, power measurement is required for all equivalent 802.11 configurations with the same maximum output power.
- For each transmission mode configuration, power must be measured for the highest and lowest channels; and at the mid-band channel(s) when there are at least 3 channels. For configurations with multiple mid-band channels, due to an even number of channels, both channels should be measured.



Unless otherwise agreed in writing, this document is issued by the Company subject to its General Conditions of Service printed overleaf, available on request or accessible at <http://www.sgs.com/en/Terms-and-Conditions.aspx> and, for electronic format documents, subject to Terms and Conditions for Electronic Documents at <http://www.sgs.com/en/Terms-and-Conditions/Terms-e-Documents.aspx>. Attention is drawn to the limitation of liability, indemnification and jurisdiction issues defined therein. Any holder of this document is advised that information contained hereon reflects the Company's findings at the time of its intervention only and within the limits of Client's instructions, if any. The Company's sole responsibility is to its Client and this document does not exonerate parties to a transaction from exercising all their rights and obligations under the transaction documents. This document cannot be reproduced except in full, without prior written approval of the Company. Any unauthorized alteration, forgery or falsification of the content or appearance of this document is unlawful and offenders may be prosecuted to the fullest extent of the law. Unless otherwise stated the results shown in this test report refer only to the sample(s) tested and such sample(s) are retained for 30 days only.

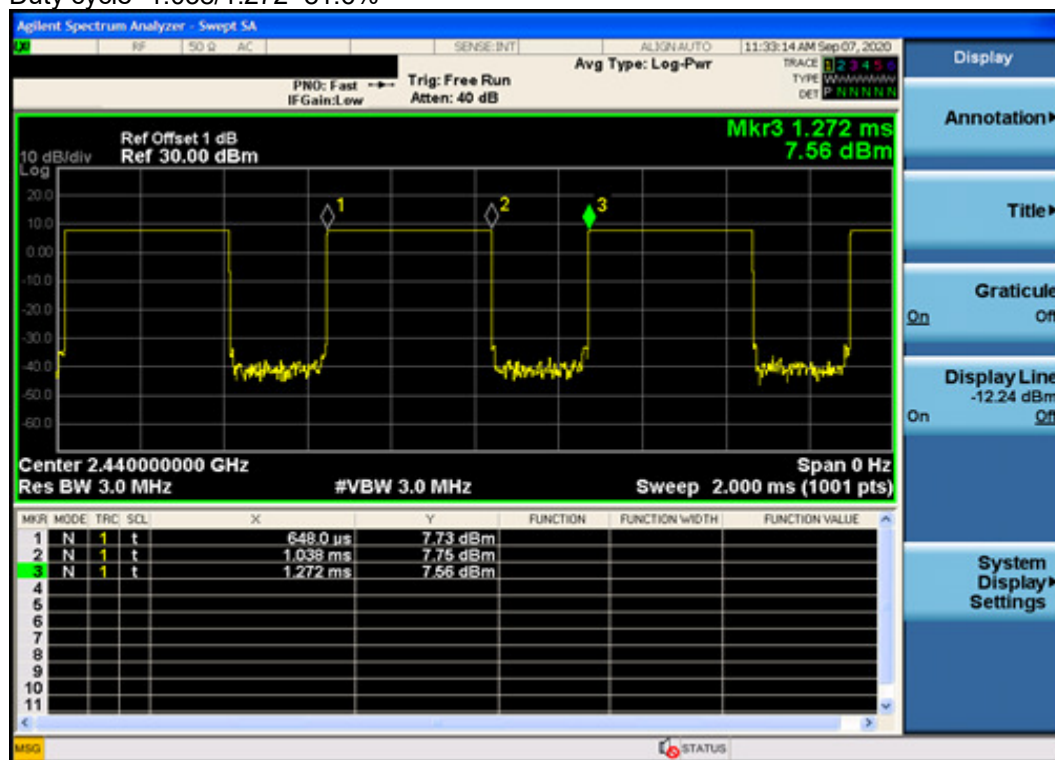
Attention: To check the authenticity of testing /inspection report & certificate, please contact us at telephone: (86-755) 8307 1443, or email: CN.Doccheck@sgs.com
No.1 Workshop, M-10, Middle Section, Science & Technology Park, Shenzhen, China 518057 t (86-755) 26012053 f (86-755) 26710594 www.ssgroup.com.cn
中国·深圳·科技园中区M-10栋一号厂房 邮编: 518057 t (86-755) 26012053 f (86-755) 26710594 sgs.china@sgs.com

BT		Average Conducted Power(dBm)			
Band	Channel	0	39	78	Tune up
BT	GFSK	12.83	12.75	12.69	13.50
	$\pi/4$ DQPSK	10.21	10.11	10.08	11.00
	8DPSK	10.35	10.27	10.31	11.00
Band	Channel	0	19	39	Tune up
BLE	GFSK	7.22	7.41	7.71	8.00

Table 14: Conducted Power of BT

Bluetooth DH5(GFSK):

Duty cycle=1.038/1.272=81.6%



8.2 Stand-alone SAR test evaluation

Unless specifically required by the published RF exposure KDB procedures, standalone 1-g head or body and Product specific 10g SAR evaluation for general population exposure conditions, by measurement or numerical simulation, is not required when the corresponding SAR Test Exclusion Threshold condition is satisfied. These test exclusion conditions are based on source-based time-averaged maximum conducted output power of the RF channel requiring evaluation, adjusted for tune-up tolerance, and the minimum test separation distance required for the exposure conditions.

Freq. Band	Frequency (GHz)	Position	Average Power		Test Separation (mm)	Calculate Value	Exclusion Threshold	Exclusion (Yes/No)
			dBm	mW				
Wi-Fi	2.462	Head	19.00	79.43	0	24.9	3	No
		Body-worn	19.50	89.13	5	28.0	3	No
		hotspot	19.50	89.13	5	28.0	3	No
Wi-Fi	5	Head	18.00	63.10	0	28.2	3	No
		Body-worn	18.00	63.10	5	28.2	3	No
		hotspot	17.00	50.12	5	22.4	3	No
Bluetooth	2.48	Head	13.50	22.39	0	7.1	3	No
		Body-worn	13.50	22.39	5	7.1	3	No
		hotspot	13.50	22.39	5	7.1	3	No

The 1-g and 10-g SAR test exclusion thresholds for 100 MHz to 6 GHz at test separation distances ≤ 50 mm are determined by:

$[(\text{max. power of channel, including tune-up tolerance, mW})/(\text{min. test separation distance, mm})] \cdot [\sqrt{f(\text{GHz})}] \leq 3.0$ for 1-g SAR and ≤ 7.5 for 10-g extremity SAR, where

- $f(\text{GHz})$ is the RF channel transmit frequency in GHz
- Power and distance are rounded to the nearest mW and mm before calculation
- The result is rounded to one decimal place for comparison

The test exclusions are applicable only when the minimum test separation distance is ≤ 50 mm and for transmission frequencies between 100 MHz and 6 GHz. When the minimum test separation distance is < 5 mm, a distance of 5 mm is applied to determine SAR test exclusion.

Estimated SAR:

When the standalone SAR test exclusion is applied to an antenna that transmits simultaneously with other antennas, the standalone SAR must be estimated according to the following to determine simultaneous transmission SAR test exclusion:

- $(\text{max. power of channel, including tune-up tolerance, mW})/(\text{min. test separation distance, mm}) \cdot [\sqrt{f(\text{GHz})}/x] \text{ W/kg}$ for test separation distances ≤ 50 mm;

Where $x = 7.5$ for 1-g SAR, and $x = 18.75$ for 10-g SAR.

When the minimum test separation distance is < 5 mm, a distance of 5 mm is applied to determine SAR test exclusion.



Unless otherwise agreed in writing, this document is issued by the Company subject to its General Conditions of Service printed overleaf, available on request or accessible at <http://www.sgs.com/en/Terms-and-Conditions.aspx> and, for electronic format documents, subject to Terms and Conditions for Electronic Documents at <http://www.sgs.com/en/Terms-and-Conditions/Terms-e-Documents.aspx>. Attention is drawn to the limitation of liability, indemnification and jurisdiction issues defined therein. Any holder of this document is advised that information contained hereon reflects the Company's findings at the time of its intervention only and within the limits of Client's instructions, if any. The Company's sole responsibility is to its Client and this document does not exonerate parties to a transaction from exercising all their rights and obligations under the transaction documents. This document cannot be reproduced except in full, without prior written approval of the Company. Any unauthorized alteration, forgery or falsification of the content or appearance of this document is unlawful and offenders may be prosecuted to the fullest extent of the law. Unless otherwise stated the results shown in this test report refer only to the sample(s) tested and such sample(s) are retained for 30 days only.

Attention: To check the authenticity of testing /inspection report & certificate, please contact us at telephone: (86-755) 8307 1443, or email: CN.Doccheck@sgs.com
No.1 Workshop, M-10, Middle Section, Science & Technology Park, Shenzhen, China 518057 t (86-755) 26012053 f (86-755) 26710594 www.sgsgroup.com.cn
中国·深圳·科技园中区M-10栋一号厂房 邮编: 518057 t (86-755) 26012053 f (86-755) 26710594 sgs.china@sgs.com

8.3 Measurement of SAR Data

8.3.1 SAR Result of GSM850

Test position	Test mode	Test Ch./Freq.	Duty Cycle	SAR (W/kg)1-g	Power Drift(dB)	Conducted Power(dBm)	Tune up Limit(dBm)	Scaled factor	Scaled SAR(W/kg)	Liquid Temp
Head Test data										
Left cheek	GSM	190/836.6	1:8.3	0.228	0.03	31.97	33.50	1.422	0.324	22.1
Left tilted	GSM	190/836.6	1:8.3	0.115	-0.01	31.97	33.50	1.422	0.164	22.1
Right cheek	GSM	190/836.6	1:8.3	0.119	0.01	31.97	33.50	1.422	0.169	22.1
Right tilted	GSM	190/836.6	1:8.3	0.227	0.18	31.97	33.50	1.422	0.323	22.1
Body worn Test data(Separate 5mm)										
Front side	GSM	190/836.6	1:8.3	0.501	0.04	31.97	33.50	1.422	0.713	22.1
Back side	GSM	190/836.6	1:8.3	0.981	-0.16	31.97	33.50	1.422	1.395	22.1
Back side	GSM	128/824.2	1:8.3	0.934	0.00	31.91	33.50	1.442	1.347	22.1
Back side	GSM	251/848.8	1:8.3	1.010	0.02	32.01	33.50	1.409	1.423	22.1
Back side with headset	GSM	251/848.8	1:8.3	1.020	0.08	32.01	33.50	1.409	1.437	22.1
Back side with headset-repeated	GSM	251/848.8	1:8.3	1.010	0.07	32.01	33.50	1.409	1.423	22.1
Hotspot Test data(Separate 5mm)										
Front side	GPRS 2TS	190/836.6	1:4.15	0.491	-0.15	29.50	31.50	1.585	0.778	22.1
Back side	GPRS 2TS	190/836.6	1:4.15	0.784	0.01	29.50	31.50	1.585	1.243	22.1
Left side	GPRS 2TS	190/836.6	1:4.15	0.187	0.02	29.50	31.50	1.585	0.296	22.1
Right side	GPRS 2TS	190/836.6	1:4.15	0.278	0.05	29.50	31.50	1.585	0.441	22.1
Bottom side	GPRS 2TS	190/836.6	1:4.15	0.323	-0.06	29.50	31.50	1.585	0.512	22.1
Back side	GPRS 2TS	128/824.2	1:4.15	0.679	-0.02	29.53	31.50	1.574	1.069	22.1
Back side	GPRS 2TS	251/848.8	1:4.15	0.752	0.03	29.51	31.50	1.581	1.189	22.1
Test position	Test mode	Test Ch./Freq.	Duty Cycle	SAR (W/kg)10-g	Power Drift(dB)	Conducted Power(dBm)	Tune up Limit(dBm)	Scaled factor	Scaled SAR(W/kg)	Liquid Temp
Product specific 10g SAR Test data(Separate 0mm)										
Back side	GPRS 2TS	190/836.6	1:4.15	0.534	0	29.50	31.50	1.585	0.846	22.1

Table 15: SAR of GSM850 for Head and Body, Limbs (Variant).

Note:

- The maximum Scaled SAR value is marked in bold. Graph results refer to Appendix B.
- Per KDB447498 D01, testing of other required channels within the operating mode of a frequency band is not required when the reported 1-g or 10-g SAR for the mid-band or highest output power channel is:
 - $\leq 0.8\text{W/kg}$ for 1-g or 2.0W/kg for 10-g respectively, when the transmission band is $\leq 100\text{MHz}$.
 - $\leq 0.6\text{ W/kg}$ or 1.5 W/kg , for 1-g or 10-g respectively, when the transmission band is between 100 MHz and 200 MHz.
 - $\leq 0.4\text{ W/kg}$ or 1.0 W/kg , for 1-g or 10-g respectively, when the transmission band is $\geq 200\text{ MHz}$.

Test Position	Channel/ Frequency (MHz)	Measured SAR (1g)	1 st Repeated	Ratio	2 nd Repeated	3 rd Repeated
			SAR (1g)		SAR (1g)	SAR (1g)
Back side with headset	251/848.8	1.020	1.010	1.010	N/A	N/A

Note: 1) When the original highest measured SAR is $\geq 0.80\text{ W/kg}$, the measurement was repeated once.2) A second repeated measurement was performed only if the ratio of largest to smallest SAR for the original and first repeated measurements was > 1.20 or when the original or repeated measurement was $\geq 1.45\text{ W/kg}$ ($\sim 10\%$ from the 1-g SAR limit).3) A third repeated measurement was performed only if the original, first or second repeated measurement was $\geq 1.5\text{ W/kg}$ and the ratio of largest to smallest SAR for the original, first and second repeated measurements is > 1.20 .4) Repeated measurements are not required when the original highest measured SAR is $< 0.80\text{ W/kg}$

Table 16: SAR Measurement Variability Results



Unless otherwise agreed in writing, this document is issued by the Company subject to its General Conditions of Service printed overleaf, available on request or accessible at <http://www.sgs.com/en/Terms-and-Conditions.aspx> and, for electronic format documents, subject to Terms and Conditions for Electronic Documents at <http://www.sgs.com/en/Terms-and-Conditions/Terms-e-Documents.aspx>. Attention is drawn to the limitation of liability, indemnification and jurisdiction issues defined therein. Any holder of this document is advised that information contained hereon reflects the Company's findings at the time of its intervention only and within the limits of Client's instructions, if any. The Company's sole responsibility is to its Client and this document does not exonerate parties to a transaction from exercising all their rights and obligations under the transaction documents. This document cannot be reproduced except in full, without prior written approval of the Company. Any unauthorized alteration, forgery or falsification of the content or appearance of this document is unlawful and offenders may be prosecuted to the fullest extent of the law. Unless otherwise stated the results shown in this test report refer only to the sample(s) tested and such sample(s) are retained for 30 days only.

Attention: To check the authenticity of testing/inspection report & certificate, please contact us at telephone: (86-755) 8307 1443, or email: CN.Doccheck@sgs.com

SGS-CSTC Standards Technical Services Co., Ltd.
Shenzhen Branch, CSTC (China) Testing Laboratory

No.1 Workshop, M-10, Middle Section, Science & Technology Park, Shenzhen, China 518057
中国·深圳·科技园中区M-10栋一号厂房

t (86-755) 26012053 f (86-755) 26710594
邮编: 518057 t (86-755) 26012053 f (86-755) 26710594

www.sgs.com
sgs.china@sgs.com

8.3.2 SAR Result of GSM1900

Test position	Test mode	Test Ch./Freq.	Duty Cycle	SAR (W/kg)1-g	Power Drift(dB)	Conducted Power(dBm)	Tune up Limit(dBm)	Scaled factor	Scaled SAR(W/kg)	Liquid Temp
Head Test data										
Left cheek	GSM	661/1880	1:8.3	0.034	0.06	29.62	30.50	1.225	0.042	22.3
Left tilted	GSM	661/1880	1:8.3	0.044	0.05	29.62	30.50	1.225	0.054	22.3
Right cheek	GSM	661/1880	1:8.3	0.047	0.07	29.62	30.50	1.225	0.057	22.3
Right tilted	GSM	661/1880	1:8.3	0.028	0.04	29.62	30.50	1.225	0.035	22.3
Body worn Test data(Separate 5mm) sensor on										
Front side	GSM	661/1880	1:8.3	0.384	0.08	26.44	27.50	1.276	0.490	22.3
Back side	GSM	661/1880	1:8.3	0.937	0.09	26.44	27.50	1.276	1.196	22.3
Back side	GSM	512/1850.2	1:8.3	1.030	0.08	26.26	27.50	1.330	1.370	22.3
Back side	GSM	810/1909.8	1:8.3	0.865	0.03	26.65	27.50	1.216	1.052	22.3
Back side with headset	GSM	512/1850.2	1:8.3	0.922	0.07	26.26	27.50	1.330	1.227	22.3
Body worn Test data sensor off										
Front side 10mm	GSM	661/1880	1:8.3	0.322	0.14	29.62	30.50	1.225	0.394	22.3
Back side 17mm	GSM	661/1880	1:8.3	0.292	-0.07	29.62	30.50	1.225	0.358	22.3
Hotspot Test data(Separate 5mm)										
Front side	GPRS 3TS	661/1880	1:2.77	0.357	-0.17	21.55	22.50	1.245	0.444	22.3
Back side	GPRS 3TS	661/1880	1:2.77	0.769	0.10	21.55	22.50	1.245	0.957	22.3
Left side	GPRS 3TS	661/1880	1:2.77	0.072	-0.03	21.55	22.50	1.245	0.090	22.3
Right side	GPRS 3TS	661/1880	1:2.77	0.047	-0.06	21.55	22.50	1.245	0.059	22.3
Bottom side	GPRS 3TS	661/1880	1:2.77	0.988	-0.04	21.55	22.50	1.245	1.230	22.3
Bottom side	GPRS 3TS	512/1850.2	1:2.77	1.050	-0.08	21.60	22.50	1.230	1.292	22.3
Bottom side-repeated	GPRS 3TS	512/1850.2	1:2.77	1.030	-0.07	21.60	22.50	1.230	1.267	22.3
Bottom side	GPRS 3TS	810/1909.8	1:2.77	0.920	-0.01	21.56	22.50	1.242	1.142	22.3
Test position	Test mode	Test Ch./Freq.	Duty Cycle	SAR (W/kg)10-g	Power Drift(dB)	Conducted Power(dBm)	Tune up Limit(dBm)	Scaled factor	Scaled SAR(W/kg)	Liquid Temp
Product specific 10g SAR Test data(Separate 0mm)										
Back side	GPRS 3TS	661/1880	1:2.77	0.669	0.08	24.50	26.00	1.413	0.945	22.3
Bottom side	GPRS 3TS	661/1880	1:2.77	1.040	-0.05	24.50	26.00	1.413	1.469	22.3

Table 17: SAR of GSM1900 for Head, Body and Product specific 10g SAR(Variant).

Note:

- The maximum Scaled SAR value is marked in bold. Graph results refer to Appendix B.
- Per KDB447498 D01, testing of other required channels within the operating mode of a frequency band is not required when the reported 1-g or 10-g SAR for the mid-band or highest output power channel is:
 - ≤ 0.8W/kg for 1-g or 2.0W/kg for 10-g respectively, when the transmission band is ≤ 100MHz.
 - ≤ 0.6 W/kg or 1.5 W/kg, for 1-g or 10-g respectively, when the transmission band is between 100 MHz and 200 MHz.
 - ≤ 0.4 W/kg or 1.0 W/kg, for 1-g or 10-g respectively, when the transmission band is ≥ 200 MHz.



Unless otherwise agreed in writing, this document is issued by the Company subject to its General Conditions of Service printed overleaf, available on request or accessible at <http://www.sgs.com/en/Terms-and-Conditions.aspx> and, for electronic format documents, subject to Terms and Conditions for Electronic Documents at <http://www.sgs.com/en/Terms-and-Conditions/Terms-e-Documents.aspx>. Attention is drawn to the limitation of liability, indemnification and jurisdiction issues defined therein. Any holder of this document is advised that information contained hereon reflects the Company's findings at the time of its intervention only and within the limits of Client's instructions, if any. The Company's sole responsibility is to its Client and this document does not exonerate parties to a transaction from exercising all their rights and obligations under the transaction documents. This document cannot be reproduced except in full, without prior written approval of the Company. Any unauthorized alteration, forgery or falsification of the content or appearance of this document is unlawful and offenders may be prosecuted to the fullest extent of the law. Unless otherwise stated the results shown in this test report refer only to the sample(s) tested and such sample(s) are retained for 30 days only.

Attention: To check the authenticity of testing/inspection report & certificate, please contact us at telephone: (86-755) 8307 1443, or email: CN.Doccheck@sgs.com

Test Position	Channel/ Frequency	Measured SAR (1g)	1 st Repeated	Ratio	2 nd Repeated	3 rd Repeated
	(MHz)		SAR (1g)		SAR (1g)	SAR (1g)
Bottom side	512/1850.2	1.050	1.030	1.019	N/A	N/A

Note: 1) When the original highest measured SAR is ≥ 0.80 W/kg, the measurement was repeated once.

2) A second repeated measurement was performed only if the ratio of largest to smallest SAR for the original and first repeated measurements was > 1.20 or when the original or repeated measurement was ≥ 1.45 W/kg ($\sim 10\%$ from the 1-g SAR limit).

3) A third repeated measurement was performed only if the original, first or second repeated measurement was ≥ 1.5 W/kg and the ratio of largest to smallest SAR for the original, first and second repeated measurements is > 1.20 .

4) Repeated measurements are not required when the original highest measured SAR is < 0.80 W/kg

Table 18: SAR Measurement Variability Results



Unless otherwise agreed in writing, this document is issued by the Company subject to its General Conditions of Service printed overleaf, available on request or accessible at <http://www.sgs.com/en/Terms-and-Conditions.aspx> and, for electronic format documents, subject to Terms and Conditions for Electronic Documents at <http://www.sgs.com/en/Terms-and-Conditions/Terms-e-Documents.aspx>. Attention is drawn to the limitation of liability, indemnification and jurisdiction issues defined therein. Any holder of this document is advised that information contained hereon reflects the Company's findings at the time of its intervention only and within the limits of Client's instructions, if any. The Company's sole responsibility is to its Client and this document does not exonerate parties to a transaction from exercising all their rights and obligations under the transaction documents. This document cannot be reproduced except in full, without prior written approval of the Company. Any unauthorized alteration, forgery or falsification of the content or appearance of this document is unlawful and offenders may be prosecuted to the fullest extent of the law. Unless otherwise stated the results shown in this test report refer only to the sample(s) tested and such sample(s) are retained for 30 days only.

Attention: To check the authenticity of testing /inspection report & certificate, please contact us at telephone: (86-755) 8307 1443, or email: CN.Doccheck@sgs.com

8.3.3 SAR Result of WCDMA Band II

Test position	Test mode	Test Ch./Freq.	Duty Cycle	SAR (W/kg)1-g	Power Drift(dB)	Conducted Power(dBm)	Tune up Limit(dBm)	Scaled factor	Scaled SAR(W/kg)	Liquid Temp
Head Test data										
Left cheek	RMC	9400/1880	1:1	0.071	0.04	23.08	24.00	1.236	0.087	22.3
Left tilted	RMC	9400/1880	1:1	0.093	0.03	23.08	24.00	1.236	0.115	22.3
Right cheek	RMC	9400/1880	1:1	0.094	0.09	23.08	24.00	1.236	0.116	22.3
Right tilted	RMC	9400/1880	1:1	0.091	0.01	23.08	24.00	1.236	0.112	22.3
Body Worn Test data(Separate 5mm) sensor on										
Front side	RMC	9400/1880	1:1	0.416	0.04	17.11	18.00	1.227	0.511	22.3
Back side	RMC	9400/1880	1:1	0.712	-0.02	17.11	18.00	1.227	0.874	22.3
Back side	RMC	9262/1852.4	1:1	0.995	0.09	17.10	18.00	1.230	1.224	22.3
Back side	RMC	9538/1907.6	1:1	0.774	0.02	17.09	18.00	1.233	0.954	22.3
Back side with headset	RMC	9262/1852.4	1:1	0.965	-0.01	17.10	18.00	1.230	1.187	22.3
Body Worn Test data sensor off										
Front side 10mm	RMC	9400/1880	1:1	0.696	0.03	23.08	24.00	1.236	0.860	22.3
Back side 17mm	RMC	9400/1880	1:1	0.198	-0.18	23.08	24.00	1.236	0.245	22.3
Front side 10mm	RMC	9262/1852.4	1:1	0.812	0.03	22.98	24.00	1.265	1.027	22.3
Front side 10mm	RMC	9538/1907.6	1:1	0.704	0.01	23.06	24.00	1.242	0.874	22.3
Hotspot Test data(Separate 5mm)										
Front side	RMC	9400/1880	1:1	0.416	0.04	17.11	18.00	1.227	0.511	22.3
Back side	RMC	9400/1880	1:1	0.712	-0.02	17.11	18.00	1.227	0.874	22.3
Left side	RMC	9400/1880	1:1	0.085	0.03	16.10	17.00	1.230	0.105	22.3
Right side	RMC	9400/1880	1:1	0.055	0.03	16.10	17.00	1.230	0.068	22.3
Bottom side	RMC	9400/1880	1:1	0.955	0.01	16.10	17.00	1.230	1.175	22.3
Back side	RMC	9262/1852.4	1:1	0.995	0.09	17.10	18.00	1.230	1.224	22.3
Back side	RMC	9538/1907.6	1:1	0.774	0.02	17.09	18.00	1.233	0.954	22.3
Bottom side	RMC	9262/1852.4	1:1	1.030	-0.18	16.08	17.00	1.236	1.273	22.3
Bottom side-repeat	RMC	9262/1852.4	1:1	1.000	0.07	16.08	17.00	1.236	1.236	22.3
Bottom side	RMC	9538/1907.6	1:1	0.898	0.05	16.05	17.00	1.245	1.118	22.3
Test position	Test mode	Test Ch./Freq.	Duty Cycle	SAR (W/kg)10-g	Power Drift(dB)	Conducted Power(dBm)	Tune up Limit(dBm)	Scaled factor	Scaled SAR(W/kg)	Liquid Temp
Product specific 10g SAR Test data(Separate 0mm) sensor on										
Front side	RMC	9400/1880	1:1	1.030	0.07	20.48	21.50	1.265	1.303	22.3
Back side	RMC	9400/1880	1:1	1.640	-0.09	20.48	21.50	1.265	2.074	22.3
Bottom side	RMC	9400/1880	1:1	2.520	-0.01	20.48	21.50	1.265	3.187	22.3
Back side	RMC	9262/1852.4	1:1	1.820	-0.04	20.47	21.50	1.268	2.307	22.3
Back side	RMC	9538/1907.6	1:1	1.640	-0.08	20.38	21.50	1.294	2.122	22.3
Bottom side	RMC	9262/1852.4	1:1	2.660	-0.03	20.47	21.50	1.268	3.372	22.3
Bottom side	RMC	9538/1907.6	1:1	2.570	-0.04	20.38	21.50	1.294	3.326	22.3
Product specific 10g SAR Test data(Sensor off)										
Front side-4mm	RMC	9400/1880	1:1	1.050	-0.02	23.08	24.00	1.236	1.298	22.3
Back side-6mm	RMC	9400/1880	1:1	1.350	0.09	23.08	24.00	1.236	1.669	22.3
Bottom side-7mm	RMC	9400/1880	1:1	1.690	0.02	23.08	24.00	1.236	2.089	22.3
Bottom side-7mm	RMC	9262/1852.4	1:1	1.550	-0.01	22.98	24.00	1.265	1.960	22.3
Bottom side-7mm	RMC	9538/1907.6	1:1	1.590	-0.03	23.06	24.00	1.242	1.974	22.3



Unless otherwise agreed in writing, this document is issued by the Company subject to its General Conditions of Service printed overleaf, available on request or accessible at <http://www.sgs.com/en/Terms-and-Conditions.aspx> and, for electronic format documents, subject to Terms and Conditions for Electronic Documents at <http://www.sgs.com/en/Terms-and-Conditions/Terms-e-Documents.aspx>. Attention is drawn to the limitation of liability, indemnification and jurisdiction issues defined therein. Any holder of this document is advised that information contained hereon reflects the Company's findings at the time of its intervention only and within the limits of Client's instructions, if any. The Company's sole responsibility is to its Client and this document does not exonerate parties to a transaction from exercising all their rights and obligations under the transaction documents. This document cannot be reproduced except in full, without prior written approval of the Company. Any unauthorized alteration, forgery or falsification of the content or appearance of this document is unlawful and offenders may be prosecuted to the fullest extent of the law. Unless otherwise stated the results shown in this test report refer only to the sample(s) tested and such sample(s) are retained for 30 days only.

Attention: To check the authenticity of testing/inspection report & certificate, please contact us at telephone: (86-755) 8307 1443, or email: CN.Doccheck@sgs.com
No.1 Workshop, M-10, Middle Section, Science & Technology Park, Shenzhen, China 518057 t (86-755) 26012053 f (86-755) 26710594 www.sgsgroup.com.cn
中国·深圳·科技园中区M-10栋一号厂房 邮编: 518057 t (86-755) 26012053 f (86-755) 26710594 sgs.china@sgs.com

Table 19: SAR of WCDMA Band II for Head, Body and Product specific 10g SAR(original report ZR/2020/8000406).

Test position	Test mode	Test Ch./Freq.	Duty Cycle	SAR (W/kg)1-g	Power Drift(dB)	Conducted Power(dBm)	Tune up Limit(dBm)	Scaled factor	Scaled SAR(W/kg)	Liquid Temp
Head Test data at the worst case										
Right cheek	RMC	9400/1880	1:1	0.106	0.09	23.08	24.00	1.236	0.131	22.3
Body Worn Test data at the worst case										
Back side	RMC	9262/1852.4	1:1	0.844	0.05	17.10	18.00	1.230	1.038	22.3
Hotspot Test data at the worst case										
Bottom side	RMC	9262/1852.4	1:1	1.110	-0.06	16.08	17.00	1.236	1.372	22.3
Test position	Test mode	Test Ch./Freq.	Duty Cycle	SAR (W/kg)10-g	Power Drift(dB)	Conducted Power(dBm)	Tune up Limit(dBm)	Scaled factor	Scaled SAR(W/kg)	Liquid Temp
Product specific 10g SAR Test data at the worst case										
Bottom side	RMC	9262/1852.4	1:1	2.610	0.00	20.47	21.50	1.268	3.309	22.3

Table 20: SAR of WCDMA Band II for Head, Body and Product specific 10g SAR(Variant).

Note:

- 1) The maximum Scaled SAR value is marked in bold. Graph results refer to Appendix B.
- 2) Per KDB447498 D01, testing of other required channels within the operating mode of a frequency band is not required when the reported 1-g or 10-g SAR for the mid-band or highest output power channel is:
 - $\leq 0.8\text{W/kg}$ for 1-g or 2.0W/kg for 10-g respectively, when the transmission band is $\leq 100\text{MHz}$.
 - $\leq 0.6\text{ W/kg}$ or 1.5 W/kg , for 1-g or 10-g respectively, when the transmission band is between 100 MHz and 200 MHz.
 - $\leq 0.4\text{ W/kg}$ or 1.0 W/kg , for 1-g or 10-g respectively, when the transmission band is $\geq 200\text{ MHz}$.



Unless otherwise agreed in writing, this document is issued by the Company subject to its General Conditions of Service printed overleaf, available on request or accessible at <http://www.sgs.com/en/Terms-and-Conditions.aspx> and, for electronic format documents, subject to Terms and Conditions for Electronic Documents at <http://www.sgs.com/en/Terms-and-Conditions/Terms-e-Documents.aspx>. Attention is drawn to the limitation of liability, indemnification and jurisdiction issues defined therein. Any holder of this document is advised that information contained hereon reflects the Company's findings at the time of its intervention only and within the limits of Client's instructions, if any. The Company's sole responsibility is to its Client and this document does not exonerate parties to a transaction from exercising all their rights and obligations under the transaction documents. This document cannot be reproduced except in full, without prior written approval of the Company. Any unauthorized alteration, forgery or falsification of the content or appearance of this document is unlawful and offenders may be prosecuted to the fullest extent of the law. Unless otherwise stated the results shown in this test report refer only to the sample(s) tested and such sample(s) are retained for 30 days only.

Attention: To check the authenticity of testing /inspection report & certificate, please contact us at telephone: (86-755) 8307 1443, or email: CN.Doccheck@sgs.com

8.3.4 SAR Result of WCDMA Band IV

Test position	Test mode	Test Ch./Freq.	Duty Cycle	SAR (W/kg)1-g	Power Drift(dB)	Conducted Power(dBm)	Tune up Limit(dBm)	Scaled factor	Scaled SAR(W/kg)	Liquid Temp
Head Test data										
Left cheek	RMC	1412/1732.4	1:1	0.149	0.02	23.13	24.00	1.222	0.182	22.3
Left tilted	RMC	1412/1732.4	1:1	0.135	0.03	23.13	24.00	1.222	0.165	22.3
Right cheek	RMC	1412/1732.4	1:1	0.151	0.02	23.13	24.00	1.222	0.184	22.3
Right tilted	RMC	1412/1732.4	1:1	0.091	0.01	23.13	24.00	1.222	0.111	22.3
Body Worn Test data(Separate 5mm) sensor on										
Front side	RMC	1412/1732.4	1:1	0.606	0.02	18.05	19.00	1.245	0.754	22.3
Back side	RMC	1412/1732.4	1:1	0.836	-0.13	18.05	19.00	1.245	1.040	22.3
Back side	RMC	1312/1712.4	1:1	0.795	0.05	18.00	19.00	1.259	1.001	22.3
Back side	RMC	1513/1752.6	1:1	1.150	0.01	18.01	19.00	1.256	1.444	22.3
Back side-repeat	RMC	1513/1752.6	1:1	1.088	-0.04	18.01	19.00	1.256	1.367	22.3
Back side with headset	RMC	1513/1752.6	1:1	0.945	-0.04	18.01	19.00	1.256	1.187	22.3
Body Worn Test data sensor off										
Front side 10mm	RMC	1412/1732.4	1:1	0.957	-0.02	23.13	24.00	1.222	1.169	22.3
Back side 17mm	RMC	1412/1732.4	1:1	0.154	-0.04	23.13	24.00	1.222	0.188	22.3
Front side 10mm	RMC	1312/1712.4	1:1	0.888	0.03	22.95	24.00	1.274	1.131	22.3
Front side 10mm	RMC	1513/1752.6	1:1	0.887	-0.03	23.12	24.00	1.225	1.086	22.3
Hotspot Test data(Separate 5mm)										
Front side	RMC	1412/1732.4	1:1	0.606	0.02	18.05	19.00	1.245	0.754	22.3
Back side	RMC	1412/1732.4	1:1	0.836	-0.13	18.05	19.00	1.245	1.040	22.3
Left side	RMC	1412/1732.4	1:1	0.066	-0.01	16.55	17.50	1.245	0.082	22.3
Right side	RMC	1412/1732.4	1:1	0.077	-0.02	16.55	17.50	1.245	0.096	22.3
Bottom side	RMC	1412/1732.4	1:1	0.978	0.03	16.55	17.50	1.245	1.217	22.3
Back side	RMC	1312/1712.4	1:1	0.795	0.05	18.00	19.00	1.259	1.001	22.3
Back side	RMC	1513/1752.6	1:1	1.150	0.01	18.01	19.00	1.256	1.444	22.3
Bottom side	RMC	1312/1712.4	1:1	1.050	-0.03	16.51	17.50	1.256	1.319	22.3
Bottom side	RMC	1513/1752.6	1:1	0.962	0.01	16.53	17.50	1.250	1.203	22.3
Test position	Test mode	Test Ch./Freq.	Duty Cycle	SAR (W/kg)10-g	Power Drift(dB)	Conducted Power(dBm)	Tune up Limit(dBm)	Scaled factor	Scaled SAR(W/kg)	Liquid Temp
Product specific 10g SAR Test data(Separate 0mm) sensor on										
Front side	RMC	1412/1732.4	1:1	1.390	0.07	20.54	21.50	1.247	1.734	22.3
Back side	RMC	1412/1732.4	1:1	2.620	0.10	20.54	21.50	1.247	3.268	22.3
Bottom side	RMC	1412/1732.4	1:1	1.890	0.01	20.54	21.50	1.247	2.358	22.3
Back side	RMC	1312/1712.4	1:1	2.610	0.09	20.45	21.50	1.274	3.324	22.3
Back side	RMC	1513/1752.6	1:1	2.640	0.04	20.50	21.50	1.259	3.324	22.3
Bottom side	RMC	1312/1712.4	1:1	1.750	0.07	20.45	21.50	1.274	2.229	22.3
Bottom side	RMC	1513/1752.6	1:1	1.790	-0.05	20.50	21.50	1.259	2.253	22.3
Product specific 10g SAR Test data(Sensor off)										
Front side-4mm	RMC	1412/1732.4	1:1	1.290	0.03	23.13	24.00	1.222	1.576	22.3
Back side-6mm	RMC	1412/1732.4	1:1	1.350	0.01	23.13	24.00	1.222	1.649	22.3
Bottom side-7mm	RMC	1412/1732.4	1:1	1.550	0.07	23.13	24.00	1.222	1.894	22.3

Table 21: SAR of WCDMA Band IV for Head, Body and Product specific 10g SAR(original report ZR/2020/8000406).



Unless otherwise agreed in writing, this document is issued by the Company subject to its General Conditions of Service printed overleaf, available on request or accessible at <http://www.sgs.com/en/Terms-and-Conditions.aspx> and, for electronic format documents, subject to Terms and Conditions for Electronic Documents at <http://www.sgs.com/en/Terms-and-Conditions/Terms-e-Documents.aspx>. Attention is drawn to the limitation of liability, indemnification and jurisdiction issues defined therein. Any holder of this document is advised that information contained hereon reflects the Company's findings at the time of its intervention only and within the limits of Client's instructions, if any. The Company's sole responsibility is to its Client and this document does not exonerate parties to a transaction from exercising all their rights and obligations under the transaction documents. This document cannot be reproduced except in full, without prior written approval of the Company. Any unauthorized alteration, forgery or falsification of the content or appearance of this document is unlawful and offenders may be prosecuted to the fullest extent of the law. Unless otherwise stated the results shown in this test report refer only to the sample(s) tested and such sample(s) are retained for 30 days only.

Attention: To check the authenticity of testing/inspection report & certificate, please contact us at telephone: (86-755) 8307 1443, or email: CN.Doccheck@sgs.com
No.1 Workshop, M-10, Middle Section, Science & Technology Park, Shenzhen, China 518057 t (86-755) 26012053 f (86-755) 26710594 www.sgsgroup.com.cn
中国·深圳·科技园中区M-10栋一号厂房 邮编: 518057 t (86-755) 26012053 f (86-755) 26710594 sgs.china@sgs.com

Test position	Test mode	Test Ch./Freq.	Duty Cycle	SAR (W/kg)1-g	Power Drift(dB)	Conducted Power(dBm)	Tune up Limit(dBm)	Scaled factor	Scaled SAR(W/kg)	Liquid Temp
Head Test data at the worst case										
Right cheek	RMC	1412/1732.4	1:1	0.178	0.05	23.13	24.00	1.222	0.217	22.3
Body Worn Test data at the worst case										
Back side	RMC	1513/1752.6	1:1	1.120	0.05	18.01	19.00	1.256	1.407	22.3
Hotspot Test data at the worst case										
Back side	RMC	1513/1752.6	1:1	1.120	0.05	18.01	19.00	1.256	1.407	22.3
Test position	Test mode	Test Ch./Freq.	Duty Cycle	SAR (W/kg)10-g	Power Drift(dB)	Conducted Power(dBm)	Tune up Limit(dBm)	Scaled factor	Scaled SAR(W/kg)	Liquid Temp
Product specific 10g SAR Test data at the worst case										
Back side	RMC	1513/1752.6	1:1	2.650	0.03	20.50	21.50	1.259	3.336	22.3

Table 22: SAR of WCDMA Band IV for Head, Body and Product specific 10g SAR(Variant).

Note:

- The maximum Scaled SAR value is marked in bold. Graph results refer to Appendix B.
- Per KDB447498 D01, testing of other required channels within the operating mode of a frequency band is not required when the reported 1-g or 10-g SAR for the mid-band or highest output power channel is:
 - ≤ 0.8W/kg for 1-g or 2.0W/kg for 10-g respectively, when the transmission band is ≤ 100MHz.
 - ≤ 0.6 W/kg or 1.5 W/kg, for 1-g or 10-g respectively, when the transmission band is between 100 MHz and 200 MHz.
 - ≤ 0.4 W/kg or 1.0 W/kg, for 1-g or 10-g respectively, when the transmission band is ≥ 200 MHz.



Unless otherwise agreed in writing, this document is issued by the Company subject to its General Conditions of Service printed overleaf, available on request or accessible at <http://www.sgs.com/en/Terms-and-Conditions.aspx> and, for electronic format documents, subject to Terms and Conditions for Electronic Documents at <http://www.sgs.com/en/Terms-and-Conditions/Terms-e-Document.aspx>. Attention is drawn to the limitation of liability, indemnification and jurisdiction issues defined therein. Any holder of this document is advised that information contained hereon reflects the Company's findings at the time of its intervention only and within the limits of Client's instructions, if any. The Company's sole responsibility is to its Client and this document does not exonerate parties to a transaction from exercising all their rights and obligations under the transaction documents. This document cannot be reproduced except in full, without prior written approval of the Company. Any unauthorized alteration, forgery or falsification of the content or appearance of this document is unlawful and offenders may be prosecuted to the fullest extent of the law. Unless otherwise stated the results shown in this test report refer only to the sample(s) tested and such sample(s) are retained for 30 days only.

Attention: To check the authenticity of testing /inspection report & certificate, please contact us at telephone: (86-755) 8307 1443, or email: CN.Doccheck@sgs.com
No.1 Workshop, M-10, Middle Section, Science & Technology Park, Shenzhen, China 518057 t (86-755) 26012053 f (86-755) 26710594 www.sgsgroup.com.cn
中国·深圳·科技园中区M-10栋一号厂房 邮编: 518057 t (86-755) 26012053 f (86-755) 26710594 sgs.china@sgs.com

8.3.5 SAR Result of WCDMA Band V

Test position	Test mode	Test Ch./Freq.	Duty Cycle	SAR (W/kg)1-g	Power Drift(dB)	Conducted Power(dBm)	Tune up Limit(dBm)	Scaled factor	Scaled SAR(W/kg)	Liquid Temp
Head Test data										
Left cheek	RMC	4182/836.4	1:1	0.204	0.03	23.14	24.00	1.219	0.249	22.1
Left tilted	RMC	4182/836.4	1:1	0.152	0.01	23.14	24.00	1.219	0.185	22.1
Right cheek	RMC	4182/836.4	1:1	0.229	0.08	23.14	24.00	1.219	0.279	22.1
Right tilted	RMC	4182/836.4	1:1	0.163	0.03	23.14	24.00	1.219	0.199	22.1
Body Worn Test data(Separate 5mm)										
Front side	RMC	4182/836.4	1:1	0.495	-0.01	23.14	24.00	1.219	0.603	22.1
Back side	RMC	4182/836.4	1:1	0.875	0.03	23.14	24.00	1.219	1.067	22.1
Back side	RMC	4132/826.4	1:1	0.969	-0.02	23.11	24.00	1.227	1.189	22.1
Back side-repeat	RMC	4132/826.4	1:1	0.955	0.03	23.11	24.00	1.227	1.172	22.1
Back side	RMC	4233/846.6	1:1	0.665	-0.04	23.07	24.00	1.239	0.824	22.1
Hotspot Test data(Separate 5mm)										
Front side	RMC	4182/836.4	1:1	0.495	-0.01	23.14	24.00	1.219	0.603	22.1
Back side	RMC	4182/836.4	1:1	0.875	0.03	23.14	24.00	1.219	1.067	22.1
Left side	RMC	4182/836.4	1:1	0.237	0.03	23.14	24.00	1.219	0.289	22.1
Right side	RMC	4182/836.4	1:1	0.305	0.01	23.14	24.00	1.219	0.372	22.1
Bottom side	RMC	4182/836.4	1:1	0.543	0.04	23.14	24.00	1.219	0.662	22.1
Back side	RMC	4132/826.4	1:1	0.969	-0.02	23.11	24.00	1.227	1.189	22.1
Back side	RMC	4233/846.6	1:1	0.665	-0.04	23.07	24.00	1.239	0.824	22.1

Table 23: SAR of WCDMA Band V for Head, Body(original report ZR/2020/8000406).

Test position	Test mode	Test Ch./Freq.	Duty Cycle	SAR (W/kg)1-g	Power Drift(dB)	Conducted Power(dBm)	Tune up Limit(dBm)	Scaled factor	Scaled SAR(W/kg)	Liquid Temp
Head Test data at the worst case										
Right cheek	RMC	4182/836.4	1:1	0.266	0.03	23.14	24.00	1.219	0.324	22.1
Body Worn Test data at the worst case										
Back side	RMC	4132/826.4	1:1	0.871	-0.11	23.11	24.00	1.227	1.069	22.1
Hotspot Test data at the worst case										
Back side	RMC	4132/826.4	1:1	0.871	-0.11	23.11	24.00	1.227	1.069	22.1

Table 24: SAR of WCDMA Band V for Head, Body(Variant).

Note:

- 1) The maximum Scaled SAR value is marked in bold. Graph results refer to Appendix B.
- 2) Per KDB447498 D01, testing of other required channels within the operating mode of a frequency band is not required when the reported 1-g or 10-g SAR for the mid-band or highest output power channel is:
 - $\leq 0.8\text{W/kg}$ for 1-g or 2.0W/kg for 10-g respectively, when the transmission band is $\leq 100\text{MHz}$.
 - $\leq 0.6\text{ W/kg}$ or 1.5 W/kg , for 1-g or 10-g respectively, when the transmission band is between 100 MHz and 200 MHz.
 - $\leq 0.4\text{ W/kg}$ or 1.0 W/kg , for 1-g or 10-g respectively, when the transmission band is $\geq 200\text{ MHz}$.



Unless otherwise agreed in writing, this document is issued by the Company subject to its General Conditions of Service printed overleaf, available on request or accessible at <http://www.sgs.com/en/Terms-and-Conditions.aspx> and, for electronic format documents, subject to Terms and Conditions for Electronic Documents at <http://www.sgs.com/en/Terms-and-Conditions/Terms-e-Documents.aspx>. Attention is drawn to the limitation of liability, indemnification and jurisdiction issues defined therein. Any holder of this document is advised that information contained hereon reflects the Company's findings at the time of its intervention only and within the limits of Client's instructions, if any. The Company's sole responsibility is to its Client and this document does not exonerate parties to a transaction from exercising all their rights and obligations under the transaction documents. This document cannot be reproduced except in full, without prior written approval of the Company. Any unauthorized alteration, forgery or falsification of the content or appearance of this document is unlawful and offenders may be prosecuted to the fullest extent of the law. Unless otherwise stated the results shown in this test report refer only to the sample(s) tested and such sample(s) are retained for 30 days only.

Attention: To check the authenticity of testing / inspection report & certificate, please contact us at telephone: (86-755) 8307 1443, or email: CN.Doccheck@sgs.com

8.3.6 SAR Result of LTE Band 2

Test position	BW.	Test mode	Test Ch./Freq.	Duty Cycle	SAR (W/kg)1-g	Power Drift(dB)	Conducted power(dBm)	Tune up Limit(dBm)	Scaled factor	Scaled SAR(W/kg)	Liquid Temp.
Head Test data(1RB)											
Left cheek	20	QPSK 1RB_99	18700/1860	1:1	0.112	0.09	23.29	24.00	1.178	0.132	22.3
Left tilted	20	QPSK 1RB_99	18700/1860	1:1	0.101	0.08	23.29	24.00	1.178	0.119	22.3
Right cheek	20	QPSK 1RB_99	18700/1860	1:1	0.151	0.07	23.29	24.00	1.178	0.178	22.3
Right tilted	20	QPSK 1RB_99	18700/1860	1:1	0.104	0.06	23.29	24.00	1.178	0.122	22.3
Head Test data(50%RB)											
Left cheek	20	QPSK 50RB_50	18700/1860	1:1	0.064	0.01	22.20	23.00	1.202	0.076	22.3
Left tilted	20	QPSK 50RB_50	18700/1860	1:1	0.068	0.05	22.20	23.00	1.202	0.082	22.3
Right cheek	20	QPSK 50RB_50	18700/1860	1:1	0.081	0.03	22.20	23.00	1.202	0.098	22.3
Right tilted	20	QPSK 50RB_50	18700/1860	1:1	0.054	0.01	22.20	23.00	1.202	0.064	22.3
Body worn Test data(Separate 5mm 1RB) sensor on											
Front side	20	QPSK 1RB_99	18700/1860	1:1	0.483	0.03	17.82	18.50	1.169	0.565	22.3
Back side	20	QPSK 1RB_99	18700/1860	1:1	0.776	0.00	17.82	18.50	1.169	0.908	22.1
Back side	20	QPSK 1RB_99	18900/1880	1:1	0.634	-0.03	17.80	18.50	1.175	0.745	22.1
Back side	20	QPSK 1RB_99	19100/1900	1:1	0.623	-0.05	17.78	18.50	1.180	0.735	22.1
Body worn Test data (Separate 5mm 50%RB) sensor on											
Front side	20	QPSK 50RB_50	18700/1860	1:1	0.412	-0.01	17.78	18.50	1.180	0.486	22.3
Back side	20	QPSK 50RB_50	18700/1860	1:1	1.010	-0.04	17.78	18.50	1.180	1.192	22.3
Back side	20	QPSK 50RB_50	18900/1880	1:1	0.785	-0.02	17.46	18.50	1.271	0.997	22.3
Back side	20	QPSK 50RB_50	19100/1900	1:1	0.792	-0.07	17.42	18.50	1.282	1.016	22.3
Body worn Test data (Separate 5mm 100%RB) sensor on											
Back side	20	QPSK 100RB_0	18700/1860	1:1	1.040	-0.12	17.75	18.50	1.189	1.236	22.3
Back side-repeat	20	QPSK 100RB_0	18700/1860	1:1	1.020	0.01	17.75	18.50	1.189	1.212	22.3
Back side with headset	20	QPSK 100RB_0	18700/1860	1:1	0.998	0.01	17.75	18.50	1.189	1.186	22.3
Body worn Test data sensor off											
Front side 10mm	20	QPSK 1RB_99	18700/1860	1:1	0.686	0.04	23.29	24.00	1.178	0.808	22.3
Back side 17mm	20	QPSK 1RB_99	18700/1860	1:1	0.501	-0.06	23.29	24.00	1.178	0.590	22.1
Front side 10mm	20	QPSK 1RB_0	18900/1880	1:1	0.640	-0.15	23.20	24.00	1.202	0.769	22.1
Front side 10mm	20	QPSK 1RB_0	19100/1900	1:1	0.578	0.01	23.28	24.00	1.180	0.682	22.1
Hotspot Test data(Separate 5mm 1RB)											
Front side	20	QPSK 1RB_99	18700/1860	1:1	0.483	0.03	17.82	18.50	1.169	0.565	22.3
Back side	20	QPSK 1RB_99	18700/1860	1:1	0.776	0.00	17.82	18.50	1.169	0.908	22.1
Left side	20	QPSK 1RB_99	18700/1860	1:1	0.074	0.06	16.85	17.50	1.161	0.086	22.3
Right side	20	QPSK 1RB_99	18700/1860	1:1	0.040	0.04	16.85	17.50	1.161	0.047	22.3
Bottom side	20	QPSK 1RB_99	18700/1860	1:1	0.946	-0.15	16.85	17.50	1.161	1.099	22.3
Back side	20	QPSK 1RB_99	18900/1880	1:1	0.634	-0.03	17.80	18.50	1.175	0.745	22.1
Back side	20	QPSK 1RB_99	19100/1900	1:1	0.623	-0.05	17.78	18.50	1.180	0.735	22.1
Bottom side	20	QPSK 1RB_99	18900/1880	1:1	0.931	0.01	16.82	17.50	1.169	1.089	22.3
Bottom side	20	QPSK 1RB_99	19100/1900	1:1	0.946	-0.06	16.76	17.50	1.186	1.122	22.3
Hotspot Test data (Separate 5mm 50%RB)											
Front side	20	QPSK 50RB_50	18700/1860	1:1	0.412	-0.01	17.78	18.50	1.180	0.486	22.3
Back side	20	QPSK 50RB_50	18700/1860	1:1	1.010	-0.04	17.78	18.50	1.180	1.192	22.3
Left side	20	QPSK 50RB_50	18700/1860	1:1	0.076	0.05	16.75	17.50	1.189	0.090	22.3



Unless otherwise agreed in writing, this document is issued by the Company subject to its General Conditions of Service printed overleaf, available on request or accessible at <http://www.sgs.com/en/Terms-and-Conditions.aspx> and, for electronic format documents, subject to Terms and Conditions for Electronic Documents at <http://www.sgs.com/en/Terms-and-Conditions/Terms-e-Document.aspx>. Attention is drawn to the limitation of liability, indemnification and jurisdiction issues defined therein. Any holder of this document is advised that information contained hereon reflects the Company's findings at the time of its intervention only and within the limits of Client's instructions, if any. The Company's sole responsibility is to its Client and this document does not exonerate parties to a transaction from exercising all their rights and obligations under the transaction documents. This document cannot be reproduced except in full, without prior written approval of the Company. Any unauthorized alteration, forgery or falsification of the content or appearance of this document is unlawful and offenders may be prosecuted to the fullest extent of the law. Unless otherwise stated the results shown in this test report refer only to the sample(s) tested and such sample(s) are retained for 30 days only.

Attention: To check the authenticity of testing/inspection report and certificate, please contact us at telephone: (86-755) 8307 1443, or email: CN.Doccheck@sgs.com

SGS-CSTC Standards Technical Services Co., Ltd.
Shenzhen Branch, CSTC Laboratory

No.1 Workshop, M-10, Middle Section, Science & Technology Park, Shenzhen, China 518057 t (86-755) 26012053 f (86-755) 26710594 www.sgs.com.cn
中国·深圳·科技园中区M-10栋一号厂房 邮编: 518057 t (86-755) 26012053 f (86-755) 26710594 sgs.china@sgs.com

Right side	20	QPSK 50RB_50	18700/1860	1:1	0.045	-0.01	16.75	17.50	1.189	0.053	22.3
Bottom side	20	QPSK 50RB_50	18700/1860	1:1	1.020	-0.07	16.75	17.50	1.189	1.212	22.3
Back side	20	QPSK 50RB_50	18900/1880	1:1	0.785	-0.02	17.46	18.50	1.271	0.997	22.3
Back side	20	QPSK 50RB_50	19100/1900	1:1	0.792	-0.07	17.42	18.50	1.282	1.016	22.3
Bottom side	20	QPSK 50RB_50	18900/1880	1:1	1.010	-0.12	16.41	17.50	1.285	1.298	22.3
Bottom side	20	QPSK 50RB_50	19100/1900	1:1	1.000	-0.10	16.49	17.50	1.262	1.262	22.3
Hotspot Test data (Separate 5mm 100%RB)											
Back side	20	QPSK 100RB_0	18700/1860	1:1	0.790	0.05	17.75	18.50	1.189	0.939	22.3
Bottom side	20	QPSK 100RB_0	18700/1860	1:1	1.030	-0.08	16.72	17.50	1.197	1.233	22.3
Test position	BW.	Test mode	Test Ch./Freq.	Duty Cycle	SAR (W/kg)10-g	Power Drift(dB)	Conducted power(dBm)	Tune up Limit(dBm)	Scaled factor	Scaled SAR(W/kg)	Liquid Temp.
Product specific 10g SAR Test data(Separate 0mm 1RB) sensor on											
Front side	20	QPSK 1RB_99	18700/1860	1:1	1.140	0.05	20.67	21.50	1.211	1.380	22.3
Back side	20	QPSK 1RB_99	18700/1860	1:1	1.750	-0.09	20.67	21.50	1.211	2.119	22.3
Bottom side	20	QPSK 1RB_99	18700/1860	1:1	2.200	0.01	20.67	21.50	1.211	2.663	22.3
Back side	20	QPSK 1RB_99	18900/1880	1:1	1.970	-0.01	20.63	21.50	1.222	2.407	22.3
Back side	20	QPSK 1RB_99	19100/1900	1:1	1.870	-0.05	20.58	21.50	1.236	2.311	22.3
Bottom side	20	QPSK 1RB_99	18900/1880	1:1	2.210	0.06	20.63	21.50	1.222	2.700	22.3
Bottom side	20	QPSK 1RB_99	19100/1900	1:1	2.200	0.11	20.58	21.50	1.236	2.719	22.3
Product specific 10g SAR Test data(Separate 0mm 50%RB) sensor on											
Front side	20	QPSK 50RB_50	18700/1860	1:1	1.050	0.03	20.62	21.50	1.225	1.286	22.3
Back side	20	QPSK 50RB_50	18700/1860	1:1	1.890	-0.07	20.62	21.50	1.225	2.315	22.3
Bottom side	20	QPSK 50RB_50	18700/1860	1:1	2.240	0.13	20.62	21.50	1.225	2.743	22.3
Back side	20	QPSK 50RB_50	18900/1880	1:1	1.840	-0.01	20.30	21.50	1.318	2.426	22.3
Back side	20	QPSK 50RB_50	19100/1900	1:1	1.920	-0.06	20.30	21.50	1.318	2.531	22.3
Bottom side	20	QPSK 50RB_50	18900/1880	1:1	2.240	0.05	20.30	21.50	1.318	2.953	22.3
Bottom side	20	QPSK 50RB_50	19100/1900	1:1	2.230	-0.07	20.30	21.50	1.318	2.940	22.3
Product specific 10g SAR Test data (Separate 0mm 100%RB) sensor on											
Back side	20	QPSK 100RB_0	18700/1860	1:1	1.910	-0.07	20.55	21.50	1.245	2.377	22.3
Bottom side	20	QPSK 100RB_0	18700/1860	1:1	2.440	-0.05	20.55	21.50	1.245	3.037	22.3
Product specific 10g SAR Test data sensor off											
Front side-4mm	20	QPSK 1RB_99	18700/1860	1:1	0.992	-0.05	23.29	24.00	1.178	1.168	22.3
Back side-6mm	20	QPSK 1RB_99	18700/1860	1:1	1.240	0.01	23.29	24.00	1.178	1.460	22.3
Bottom side-7mm	20	QPSK 1RB_99	18700/1860	1:1	1.690	-0.06	23.29	24.00	1.178	1.990	22.3

Table 25: SAR of LTE Band 2 for Head, Body and Product specific 10g SAR(original report ZR/2020/8000406).

Test position	BW.	Test mode	Test Ch./Freq.	Duty Cycle	SAR (W/kg)1-g	Power Drift(dB)	Conducted power(dBm)	Tune up Limit(dBm)	Scaled factor	Scaled SAR(W/kg)	Liquid Temp.
Head Test data(1RB)											
Right cheek	20	QPSK 1RB_99	18700/1860	1:1	0.092	0.10	23.29	24.00	1.178	0.109	22.3
Body worn Test data (Separate 5mm 100%RB) sensor on											
Back side	20	QPSK 100RB_0	18700/1860	1:1	0.916	0.06	17.75	18.50	1.189	1.089	22.3
Hotspot Test data (Separate 5mm 50%RB)											
Bottom side	20	QPSK 50RB_50	18900/1880	1:1	1.030	0.05	16.41	17.50	1.285	1.324	22.3
Test position	BW.	Test mode	Test Ch./Freq.	Duty Cycle	SAR (W/kg)10-g	Power Drift(dB)	Conducted power(dBm)	Tune up Limit(dBm)	Scaled factor	Scaled SAR(W/kg)	Liquid Temp.
Product specific 10g SAR Test data (Separate 0mm 100%RB) sensor on											
Bottom side	20	QPSK 100RB_0	18700/1860	1:1	2.180	-0.01	20.55	21.50	1.245	2.713	22.3

Table 26: SAR of LTE Band 2 for Head, Body and Product specific 10g SAR(Variant).

Note:

- The maximum Scaled SAR value is marked in bold. Graph results refer to Appendix B.
- Per KDB447498 D01, testing of other required channels within the operating mode of a frequency band is not required when the reported 1-g or 10-g SAR for the mid-band or highest output power channel is:
 - ≤ 0.8W/kg for 1-g or 2.0W/kg for 10-g respectively, when the transmission band is ≤ 100MHz.
 - ≤ 0.6 W/kg or 1.5 W/kg, for 1-g or 10-g respectively, when the transmission band is between 100 MHz and 200 MHz.
 - ≤ 0.4 W/kg or 1.0 W/kg, for 1-g or 10-g respectively, when the transmission band is ≥ 200 MHz.



Unless otherwise agreed in writing, this document is issued by the Company subject to its General Conditions of Service printed overleaf, available on request or accessible at <http://www.sgs.com/en/Terms-and-Conditions.aspx> and, for electronic format documents, subject to Terms and Conditions for Electronic Documents at <http://www.sgs.com/en/Terms-and-Conditions/Terms-e-Documents.aspx>. Attention is drawn to the limitation of liability, indemnification and jurisdiction issues defined therein. Any holder of this document is advised that information contained hereon reflects the Company's findings at the time of its intervention only and within the limits of Client's instructions, if any. The Company's sole responsibility is to its Client and this document does not exonerate parties to a transaction from exercising all their rights and obligations under the transaction documents. This document cannot be reproduced except in full, without prior written approval of the Company. Any unauthorized alteration, forgery or falsification of the content or appearance of this document is unlawful and offenders may be prosecuted to the fullest extent of the law. Unless otherwise stated the results shown in this test report refer only to the sample(s) tested and such sample(s) are retained for 30 days only.

Attention: To check the authenticity of testing /inspection report & certificate, please contact us at telephone: (86-755) 8307 1443, or email: CN.Doccheck@sgs.com
No.1 Workshop, M-10, Middle Section, Science & Technology Park, Shenzhen, China 518057 t (86-755) 26012053 f (86-755) 26710594 www.sgsgroup.com.cn
中国·深圳·科技园中区M-10栋一号厂房 邮编: 518057 t (86-755) 26012053 f (86-755) 26710594 sgs.china@sgs.com



8.3.7 SAR Result of LTE Band 4

Test position	BW.	Test mode	Test Ch./Freq.	Duty Cycle	SAR (W/kg)1-g	Power Drift(dB)	Conducted power(dBm)	Tune up Limit(dBm)	Scaled factor	Scaled SAR(W/kg)	Liquid Temp.
Head Test data(1RB)											
Left cheek	20	QPSK 1RB_99	20175/1732.5	1:1	0.102	0.03	22.99	24.00	1.262	0.129	22.3
Left tilted	20	QPSK 1RB_99	20175/1732.5	1:1	0.106	0.03	22.99	24.00	1.262	0.134	22.3
Right cheek	20	QPSK 1RB_99	20175/1732.5	1:1	0.127	0.07	22.99	24.00	1.262	0.160	22.3
Right tilted	20	QPSK 1RB_99	20175/1732.5	1:1	0.080	0.06	22.99	24.00	1.262	0.101	22.3
Head Test data(50%RB)											
Left cheek	20	QPSK 50RB_50	20175/1732.5	1:1	0.078	0.01	21.88	23.00	1.294	0.101	22.3
Left tilted	20	QPSK 50RB_50	20175/1732.5	1:1	0.066	0.05	21.88	23.00	1.294	0.085	22.3
Right cheek	20	QPSK 50RB_50	20175/1732.5	1:1	0.109	0.03	21.88	23.00	1.294	0.141	22.3
Right tilted	20	QPSK 50RB_50	20175/1732.5	1:1	0.055	0.01	21.88	23.00	1.294	0.071	22.3
Body worn Test data(Separate 5mm 1RB) sensor on											
Front side	20	QPSK 1RB_99	20175/1732.5	1:1	0.717	0.05	17.84	19.00	1.306	0.937	22.3
Back side	20	QPSK 1RB_99	20175/1732.5	1:1	0.887	-0.04	17.84	19.00	1.306	1.159	22.3
Front side	20	QPSK 1RB_99	20050/1720	1:1	0.625	0.03	17.65	19.00	1.365	0.853	22.3
Front side	20	QPSK 1RB_99	20300/1745	1:1	0.651	0.07	17.56	19.00	1.393	0.907	22.1
Back side	20	QPSK 1RB_99	20050/1720	1:1	0.767	-0.05	17.65	19.00	1.365	1.047	22.3
Back side	20	QPSK 1RB_99	20300/1745	1:1	0.800	-0.01	17.56	19.00	1.393	1.115	22.1
Body worn Test data (Separate 5mm 50%RB) sensor on											
Front side	20	QPSK 50RB_50	20175/1732.5	1:1	0.679	0.03	17.70	19.00	1.349	0.916	22.3
Back side	20	QPSK 50RB_50	20175/1732.5	1:1	0.911	0.00	17.70	19.00	1.349	1.229	22.3
Front side	20	QPSK 50RB_50	20050/1720	1:1	0.650	-0.05	17.41	19.00	1.442	0.937	22.3
Front side	20	QPSK 50RB_50	20300/1745	1:1	0.661	0.04	17.69	19.00	1.352	0.894	22.3
Back side	20	QPSK 50RB_50	20050/1720	1:1	0.900	-0.08	17.41	19.00	1.442	1.298	22.3
Back side	20	QPSK 50RB_50	20300/1745	1:1	0.906	-0.01	17.69	19.00	1.352	1.225	22.3
Back side with headset	20	QPSK 50RB_50	20050/1720	1:1	0.895	-0.04	17.41	19.00	1.442	1.291	22.1
Body worn Test data (Separate 5mm 100%RB) sensor on											
Front side	20	QPSK 100RB_0	20175/1732.5	1:1	0.662	0.02	17.63	19.00	1.371	0.908	22.3
Back side	20	QPSK 100RB_0	20175/1732.5	1:1	0.910	0.00	17.63	19.00	1.371	1.248	22.3
Body worn Test data sensor off											
Front side 10mm	20	QPSK 1RB_99	20175/1732.5	1:1	0.926	0.00	22.99	24.00	1.262	1.168	22.3
Back side 17mm	20	QPSK 1RB_99	20175/1732.5	1:1	0.592	-0.04	22.99	24.00	1.262	0.747	22.3
Front side 10mm	20	QPSK 1RB_99	20050/1720	1:1	0.877	-0.08	22.89	24.00	1.291	1.132	22.3
Front side 10mm	20	QPSK 1RB_0	20300/1745	1:1	0.902	-0.01	22.81	24.00	1.315	1.186	22.1
Hotspot Test data(Separate 5mm 1RB)											
Front side	20	QPSK 1RB_99	20175/1732.5	1:1	0.717	0.05	17.84	19.00	1.306	0.937	22.3
Back side	20	QPSK 1RB_99	20175/1732.5	1:1	0.887	-0.04	17.84	19.00	1.306	1.159	22.3
Left side	20	QPSK 1RB_99	20175/1732.5	1:1	0.057	0.12	16.68	17.50	1.208	0.069	22.3
Right side	20	QPSK 1RB_99	20175/1732.5	1:1	0.084	-0.06	16.68	17.50	1.208	0.101	22.3
Bottom side	20	QPSK 1RB_99	20175/1732.5	1:1	1.050	-0.13	16.68	17.50	1.208	1.268	22.3
Front side	20	QPSK 1RB_99	20050/1720	1:1	0.650	-0.02	17.65	19.00	1.365	0.887	22.3
Front side	20	QPSK 1RB_99	20300/1745	1:1	0.671	0.01	17.56	19.00	1.393	0.935	22.1
Back side	20	QPSK 1RB_99	20050/1720	1:1	0.767	-0.05	17.65	19.00	1.365	1.047	22.3
Back side	20	QPSK 1RB_99	20300/1745	1:1	0.800	-0.01	17.56	19.00	1.393	1.115	22.1



Unless otherwise agreed in writing, this document is issued by the Company subject to its General Conditions of Service printed overleaf, available on request or accessible at <http://www.sgs.com/en/Terms-and-Conditions.aspx> and, for electronic format documents, subject to Terms and Conditions for Electronic Documents at <http://www.sgs.com/en/Terms-and-Conditions/Terms-e-Documents.aspx>. Attention is drawn to the limitation of liability, indemnification and jurisdiction issues defined therein. Any holder of this document is advised that information contained hereon reflects the Company's findings at the time of its intervention only and within the limits of Client's instructions, if any. The Company's sole responsibility is to its Client and this document does not exonerate parties to a transaction from exercising all their rights and obligations under the transaction documents. This document cannot be reproduced except in full, without prior written approval of the Company. Any unauthorized alteration, forgery or falsification of the content or appearance of this document is unlawful and offenders may be prosecuted to the fullest extent of the law. Unless otherwise stated the results shown in this test report refer only to the sample(s) tested and such sample(s) are retained for 30 days only.

Attention: To check the authenticity of testing/inspection report & certificate, please contact us at telephone: (86-755) 8307 1443, or email: CN.Doccheck@sgs.com
No.1 Workshop, M-10, Middle Section, Science & Technology Park, Shenzhen, China 518057 t (86-755) 26012053 f (86-755) 26710594 www.sgs.com.cn
中国·深圳·科技园中区M-10栋一号厂房 邮编: 518057 t (86-755) 26012053 f (86-755) 26710594 sgs.china@sgs.com

Bottom side	20	QPSK 1RB_99	20050/1720	1:1	1.020	0.04	16.45	17.50	1.274	1.299	22.3
Bottom side	20	QPSK 1RB_99	20300/1745	1:1	1.010	0.01	16.42	17.50	1.282	1.295	22.3
Hotspot Test data (Separate 5mm 50%RB)											
Front side	20	QPSK 50RB_50	20175/1732.5	1:1	0.679	0.03	17.70	19.00	1.349	0.916	22.3
Back side	20	QPSK 50RB_50	20175/1732.5	1:1	0.911	0.00	17.70	19.00	1.349	1.229	22.3
Left side	20	QPSK 50RB_50	20175/1732.5	1:1	0.059	0.02	16.58	17.50	1.236	0.073	22.3
Right side	20	QPSK 50RB_50	20175/1732.5	1:1	0.080	0.03	16.58	17.50	1.236	0.099	22.3
Bottom side	20	QPSK 50RB_50	20175/1732.5	1:1	1.070	-0.13	16.58	17.50	1.236	1.322	22.3
Front side	20	QPSK 50RB_50	20050/1720	1:1	0.624	-0.06	17.41	19.00	1.442	0.900	22.3
Front side	20	QPSK 50RB_50	20300/1745	1:1	0.640	0.04	17.69	19.00	1.352	0.865	22.3
Back side	20	QPSK 50RB_50	20050/1720	1:1	0.900	-0.08	17.41	19.00	1.442	1.298	22.3
Back side	20	QPSK 50RB_50	20300/1745	1:1	0.906	-0.01	17.69	19.00	1.352	1.225	22.3
Bottom side	20	QPSK 50RB_50	20050/1720	1:1	1.050	0.01	16.31	17.50	1.315	1.381	22.3
Bottom side	20	QPSK 50RB_50	20300/1745	1:1	1.040	0.02	16.57	17.50	1.239	1.288	22.3
Hotspot Test data (Separate 5mm 100%RB)											
Front side	20	QPSK 100RB_0	20175/1732.5	1:1	0.657	0.05	16.51	17.50	1.256	0.825	22.3
Back side	20	QPSK 100RB_0	20175/1732.5	1:1	0.832	0.03	16.51	17.50	1.256	1.045	22.3
Bottom side	20	QPSK 100RB_0	20175/1732.5	1:1	1.090	-0.15	16.51	17.50	1.256	1.369	22.3
Bottom side-repeat	20	QPSK 100RB_0	20175/1732.5	1:1	1.080	0.01	16.51	17.50	1.256	1.357	22.3
Test position	BW.	Test mode	Test Ch./Freq.	Duty Cycle	SAR (W/kg)10-g	Power Drift(dB)	Conducted power(dBm)	Tune up Limit(dBm)	Scaled factor	Scaled SAR(W/kg)	Liquid Temp.
Product specific 10g SAR Test data(Separate 0mm 1RB) sensor on											
Front side	20	QPSK 1RB_99	20175/1732.5	1:1	1.420	0.02	20.86	21.50	1.159	1.645	22.3
Back side	20	QPSK 1RB_99	20175/1732.5	1:1	2.290	0.07	20.86	21.50	1.159	2.654	22.3
Bottom side	20	QPSK 1RB_99	20175/1732.5	1:1	1.970	0.02	20.86	21.50	1.159	2.283	22.3
Back side	20	QPSK 1RB_99	20050/1720	1:1	2.240	-0.13	20.66	21.50	1.213	2.718	22.3
Back side	20	QPSK 1RB_99	20300/1745	1:1	2.230	0.01	20.61	21.50	1.227	2.737	22.3
Bottom side	20	QPSK 1RB_99	20050/1720	1:1	2.080	0.03	20.66	21.50	1.213	2.524	22.3
Bottom side	20	QPSK 1RB_99	20300/1745	1:1	1.870	0.02	20.61	21.50	1.227	2.295	22.3
Product specific 10g SAR Test data(Separate 0mm 50%RB) sensor on											
Front side	20	QPSK 50RB_50	20175/1732.5	1:1	1.360	-0.04	20.71	21.50	1.199	1.631	22.3
Back side	20	QPSK 50RB_50	20175/1732.5	1:1	2.380	0.07	20.71	21.50	1.199	2.855	22.3
Bottom side	20	QPSK 50RB_50	20175/1732.5	1:1	2.010	0.08	20.71	21.50	1.199	2.411	22.3
Back side	20	QPSK 50RB_50	20050/1720	1:1	2.390	0.08	20.55	21.50	1.245	2.974	22.3
Back side	20	QPSK 50RB_50	20300/1745	1:1	2.330	0.01	20.70	21.50	1.202	2.801	22.3
Bottom side	20	QPSK 50RB_50	20050/1720	1:1	2.200	0.07	20.55	21.50	1.245	2.738	22.3
Bottom side	20	QPSK 50RB_50	20300/1745	1:1	1.980	0.05	20.70	21.50	1.202	2.380	22.3
Product specific 10g SAR Test data(Separate 0mm 100%RB) sensor on											
Back side	20	QPSK 100RB_0	20175/1732.5	1:1	2.410	0.04	20.67	21.50	1.211	2.918	22.3
Bottom side	20	QPSK 100RB_0	20175/1732.5	1:1	2.270	0.05	20.67	21.50	1.211	2.748	22.3
Product specific 10g SAR Test data sensor off											
Front side-4mm	20	QPSK 1RB_99	20175/1732.5	1:1	1.220	0.08	22.99	24.00	1.262	1.539	22.3
Back side-6mm	20	QPSK 1RB_99	20175/1732.5	1:1	1.300	0.07	22.99	24.00	1.262	1.640	22.3
Bottom side-7mm	20	QPSK 1RB_99	20175/1732.5	1:1	1.540	0.01	22.99	24.00	1.262	1.943	22.3

Table 27: SAR of LTE Band 4 for Head, Body and Product specific 10g SAR(original report ZR/2020/8000406).



Unless otherwise agreed in writing, this document is issued by the Company subject to its General Conditions of Service printed overleaf, available on request or accessible at <http://www.sgs.com/en/Terms-and-Conditions.aspx> and, for electronic format documents, subject to Terms and Conditions for Electronic Documents at <http://www.sgs.com/en/Terms-and-Conditions/Terms-e-Documents.aspx>. Attention is drawn to the limitation of liability, indemnification and jurisdiction issues defined therein. Any holder of this document is advised that information contained hereon reflects the Company's findings at the time of its intervention only and within the limits of Client's instructions, if any. The Company's sole responsibility is to its Client and this document does not exonerate parties to a transaction from exercising all their rights and obligations under the transaction documents. This document cannot be reproduced except in full, without prior written approval of the Company. Any unauthorized alteration, forgery or falsification of the content or appearance of this document is unlawful and offenders may be prosecuted to the fullest extent of the law. Unless otherwise stated the results shown in this test report refer only to the sample(s) tested and such sample(s) are retained for 30 days only.

Attention: To check the authenticity of testing/inspection report & certificate, please contact us at telephone: (86-755) 8307 1443, or email: CN.Doccheck@sgs.com
No.1 Workshop, M-10, Middle Section, Science & Technology Park, Shenzhen, China 518057 t (86-755) 26012053 f (86-755) 26710594 www.sgsgroup.com.cn
Shenzhen Branch Laboratory 中国·深圳·科技园中区M-10栋一号厂房 邮编: 518057 t (86-755) 26012053 f (86-755) 26710594 sgs.china@sgs.com

Test position	BW.	Test mode	Test Ch./Freq.	Duty Cycle	SAR (W/kg)1-g	Power Drift(dB)	Conducted power(dBm)	Tune up Limit(dBm)	Scaled factor	Scaled SAR(W/kg)	Liquid Temp.
Head Test data(1RB)											
Right cheek	20	QPSK 1RB_99	20175/1732.5	1:1	0.160	0.01	22.99	24.00	1.262	0.202	22.3
Body worn Test data (Separate 5mm 100%RB) sensor on											
Back side	20	QPSK 50RB_50	20050/1720	1:1	0.915	-0.02	17.41	19.00	1.442	1.320	22.3
Hotspot Test data (Separate 5mm 50%RB)											
Bottom side	20	QPSK 50RB_50	20050/1720	1:1	1.060	0.08	16.31	17.50	1.315	1.394	22.3
Test position	BW.	Test mode	Test Ch./Freq.	Duty Cycle	SAR (W/kg)10-g	Power Drift(dB)	Conducted power(dBm)	Tune up Limit(dBm)	Scaled factor	Scaled SAR(W/kg)	Liquid Temp.
Product specific 10g SAR Test data (Separate 0mm 100%RB) sensor on											
Back side	20	QPSK 50RB_50	20050/1720	1:1	2.770	-0.02	20.77	21.50	1.183	3.277	22.3

Table 28: SAR of LTE Band 4 for Head, Body and Product specific 10g SAR(Variant).

Note:

- 1) The maximum Scaled SAR value is marked in bold. Graph results refer to Appendix B.
- 2) Per KDB447498 D01, testing of other required channels within the operating mode of a frequency band is not required when the reported 1-g or 10-g SAR for the mid-band or highest output power channel is:
 - $\leq 0.8\text{W/kg}$ for 1-g or 2.0W/kg for 10-g respectively, when the transmission band is $\leq 100\text{MHz}$.
 - $\leq 0.6\text{ W/kg}$ or 1.5 W/kg , for 1-g or 10-g respectively, when the transmission band is between 100 MHz and 200 MHz.
 - $\leq 0.4\text{ W/kg}$ or 1.0 W/kg , for 1-g or 10-g respectively, when the transmission band is $\geq 200\text{ MHz}$.



Unless otherwise agreed in writing, this document is issued by the Company subject to its General Conditions of Service printed overleaf, available on request or accessible at <http://www.sgs.com/en/Terms-and-Conditions.aspx> and, for electronic format documents, subject to Terms and Conditions for Electronic Documents at <http://www.sgs.com/en/Terms-and-Conditions/Terms-e-Documents.aspx>. Attention is drawn to the limitation of liability, indemnification and jurisdiction issues defined therein. Any holder of this document is advised that information contained hereon reflects the Company's findings at the time of its intervention only and within the limits of Client's instructions, if any. The Company's sole responsibility is to its Client and this document does not exonerate parties to a transaction from exercising all their rights and obligations under the transaction documents. This document cannot be reproduced except in full, without prior written approval of the Company. Any unauthorized alteration, forgery or falsification of the content or appearance of this document is unlawful and offenders may be prosecuted to the fullest extent of the law. Unless otherwise stated the results shown in this test report refer only to the sample(s) tested and such sample(s) are retained for 30 days only.

Attention: To check the authenticity of testing /inspection report & certificate, please contact us at telephone: (86-755) 8307 1443, or email: CN.Doccheck@sgs.com
No.1 Workshop, M-10, Middle Section, Science & Technology Park, Shenzhen, China 518057 t (86-755) 26012053 f (86-755) 26710594 www.sgsgroup.com.cn
中国·深圳·科技园中区M-10栋一号厂房 邮编: 518057 t (86-755) 26012053 f (86-755) 26710594 sgs.china@sgs.com

8.3.8 SAR Result of LTE Band 5

Test position	BW.	Test mode	Test Ch./Freq.	Duty Cycle	SAR (W/kg)1-g	Power Drift(dB)	Conducted power(dBm)	Tune up Limit(dBm)	Scaled factor	Scaled SAR(W/kg)	Liquid Temp.
Head Test data(1RB)											
Left cheek	10	QPSK 1RB_49	20525/836.5	1:1	0.195	0.03	22.94	24.00	1.276	0.249	22.1
Left tilted	10	QPSK 1RB_49	20525/836.5	1:1	0.110	-0.03	22.94	24.00	1.276	0.140	22.1
Right cheek	10	QPSK 1RB_49	20525/836.5	1:1	0.124	0.02	22.94	24.00	1.276	0.158	22.1
Right tilted	10	QPSK 1RB_49	20525/836.5	1:1	0.100	0.03	22.94	24.00	1.276	0.128	22.1
Head Test data(50%RB)											
Left cheek	10	QPSK 25RB_25	20525/836.5	1:1	0.112	0.01	21.65	23.00	1.365	0.153	22.1
Left tilted	10	QPSK 25RB_25	20525/836.5	1:1	0.077	0.03	21.65	23.00	1.365	0.105	22.1
Right cheek	10	QPSK 25RB_25	20525/836.5	1:1	0.106	0.05	21.65	23.00	1.365	0.145	22.1
Right tilted	10	QPSK 25RB_25	20525/836.5	1:1	0.087	0.03	21.65	23.00	1.365	0.119	22.1
Body Worn Test data(Separate 5mm 1RB)											
Front side	10	QPSK 1RB_49	20525/836.5	1:1	0.436	0.01	22.94	24.00	1.276	0.557	22.1
Back side	10	QPSK 1RB_49	20525/836.5	1:1	0.982	0.03	22.94	24.00	1.276	1.253	22.1
Back side	10	QPSK 1RB_49	20450/829	1:1	1.060	0.05	22.91	24.00	1.285	1.362	22.1
Back side-repeat	10	QPSK 1RB_49	20450/829	1:1	0.991	0.01	22.91	24.00	1.285	1.274	22.1
Back side	10	QPSK 1RB_49	20600/844	1:1	0.892	0.03	22.93	24.00	1.279	1.141	22.1
Back side with headset	10	QPSK 1RB_49	20450/829	1:1	0.981	0.01	22.91	24.00	1.285	1.261	22.1
Body Worn Test data(Separate 5mm 50%RB)											
Front side	10	QPSK 25RB_25	20525/836.5	1:1	0.294	-0.01	21.65	23.00	1.365	0.401	22.1
Back side	10	QPSK 25RB_25	20525/836.5	1:1	0.758	0.06	21.65	23.00	1.365	1.034	22.1
Back side	10	QPSK 25RB_25	20450/829	1:1	0.741	0.06	21.56	23.00	1.393	1.032	22.1
Back side	10	QPSK 25RB_25	20600/844	1:1	0.751	0.06	21.64	23.00	1.368	1.027	22.1
Body Worn Test data(Separate 5mm 100%RB)											
Back side	10	QPSK 50RB_0	20525/836.5	1:1	0.777	0.03	21.64	23.00	1.368	1.063	22.1
Hotspot Test data(Separate 5mm 1RB)											
Front side	10	QPSK 1RB_49	20525/836.5	1:1	0.436	0.01	22.94	24.00	1.276	0.557	22.1
Back side	10	QPSK 1RB_49	20525/836.5	1:1	0.982	0.03	22.94	24.00	1.276	1.253	22.1
Left side	10	QPSK 1RB_49	20525/836.5	1:1	0.191	0.01	22.94	24.00	1.276	0.244	22.1
Right side	10	QPSK 1RB_49	20525/836.5	1:1	0.253	0.03	22.94	24.00	1.276	0.323	22.1
Bottom side	10	QPSK 1RB_49	20525/836.5	1:1	0.415	0.01	22.94	24.00	1.276	0.530	22.1
Back side	10	QPSK 1RB_49	20450/829	1:1	1.060	0.05	22.91	24.00	1.285	1.362	22.1
Back side	10	QPSK 1RB_49	20600/844	1:1	0.892	0.03	22.93	24.00	1.279	1.141	22.1
Hotspot Test data (Separate 5mm 50%RB)											
Front side	10	QPSK 25RB_25	20525/836.5	1:1	0.294	-0.01	21.65	23.00	1.365	0.401	22.1
Back side	10	QPSK 25RB_25	20525/836.5	1:1	0.758	0.06	21.65	23.00	1.365	1.034	22.1
Left side	10	QPSK 25RB_25	20525/836.5	1:1	0.128	0.08	21.65	23.00	1.365	0.175	22.1
Right side	10	QPSK 25RB_25	20525/836.5	1:1	0.172	0.06	21.65	23.00	1.365	0.235	22.1
Bottom side	10	QPSK 25RB_25	20525/836.5	1:1	0.269	0.01	21.65	23.00	1.365	0.367	22.1
Back side	10	QPSK 25RB_25	20450/829	1:1	0.741	0.06	21.56	23.00	1.393	1.032	22.1
Back side	10	QPSK 25RB_25	20600/844	1:1	0.751	0.06	21.64	23.00	1.368	1.027	22.1
Hotspot Test data (Separate 5mm 100%RB)											
Back side	10	QPSK 50RB_0	20525/836.5	1:1	0.554	0.03	21.64	23.00	1.368	0.758	22.1
Test position	BW.	Test mode	Test Ch./Freq.	Duty Cycle	SAR (W/kg)10-g	Power Drift(dB)	Conducted power(dBm)	Tune up Limit(dBm)	Scaled factor	Scaled SAR(W/kg)	Liquid Temp.



Unless otherwise agreed in writing, this document is issued by the Company subject to its General Conditions of Service printed overleaf, available on request or accessible at <http://www.sgs.com/en/Terms-and-Conditions.aspx> and, for electronic format documents, subject to Terms and Conditions for Electronic Documents at <http://www.sgs.com/en/Terms-and-Conditions/Terms-e-Documents.aspx>. Attention is drawn to the limitation of liability, indemnification and jurisdiction issues defined therein. Any holder of this document is advised that information contained hereon reflects the Company's findings at the time of its intervention only and within the limits of Client's instructions, if any. The Company's sole responsibility is to its Client and this document does not exonerate parties to a transaction from exercising all their rights and obligations under the transaction documents. This document cannot be reproduced except in full, without prior written approval of the Company. Any unauthorized alteration, forgery or falsification of the content or appearance of this document is unlawful and offenders may be prosecuted to the fullest extent of the law. Unless otherwise stated the results shown in this test report refer only to the sample(s) tested and such sample(s) are retained for 30 days only.

Attention: To check the authenticity of testing/inspection report & certificate, please contact us at telephone: (86-755) 8307 1443, or email: CN.Doccheck@sgs.com

SGS-CSTC Standards Technical Services Co., Ltd.
Shenzhen Branch, Testing & Calibration Laboratory

No.1 Workshop, M-10, Middle Section, Science & Technology Park, Shenzhen, China 518057 t (86-755) 26012053 f (86-755) 26710594 www.sgsgroup.com.cn
中国·深圳·科技园中区M-10栋一号厂房 邮编: 518057 t (86-755) 26012053 f (86-755) 26710594 sgs.china@sgs.com

Product specific 10g SAR Test data (Separate 0mm)											
Back side	10	QPSK 1RB_49	20525/836.5	1:1	1.060	0.02	22.94	24.00	1.276	1.353	22.1

Table 29: SAR of LTE Band 5 for Head, Body and Product specific 10g SAR(original report ZR/2020/8000406).

Test position	BW.	Test mode	Test Ch./Freq.	Duty Cycle	SAR (W/kg)1-g	Power Drift(dB)	Conducted power(dBm)	Tune up Limit(dBm)	Scaled factor	Scaled SAR(W/kg)	Liquid Temp.
Head Test data(1RB)											
Left cheek	10	QPSK 1RB_49	20525/836.5	1:1	0.245	-0.07	22.94	24.00	1.276	0.313	22.1
Body worn Test data (Separate 5mm 100%RB) sensor on											
Back side	10	QPSK 1RB_49	20450/829	1:1	1.070	0.02	22.91	24.00	1.285	1.375	22.1
Hotspot Test data (Separate 5mm 50%RB)											
Back side	10	QPSK 1RB_49	20450/829	1:1	1.070	0.02	22.91	24.00	1.285	1.375	22.1
Test position	BW.	Test mode	Test Ch./Freq.	Duty Cycle	SAR (W/kg)10-g	Power Drift(dB)	Conducted power(dBm)	Tune up Limit(dBm)	Scaled factor	Scaled SAR(W/kg)	Liquid Temp.
Product specific 10g SAR Test data (Separate 0mm 100%RB) sensor on											
Back side	10	QPSK 1RB_49	20525/836.5	1:1	1.110	0.00	22.94	24.00	1.276	1.417	22.1

Table 30: SAR of LTE Band 5 for Head, Body and Product specific 10g SAR(Variant).

Note:

- 1) The maximum Scaled SAR value is marked in bold. Graph results refer to Appendix B.
- 2) Per KDB447498 D01, testing of other required channels within the operating mode of a frequency band is not required when the reported 1-g or 10-g SAR for the mid-band or highest output power channel is:
 - $\leq 0.8\text{W/kg}$ for 1-g or 2.0W/kg for 10-g respectively, when the transmission band is $\leq 100\text{MHz}$.
 - $\leq 0.6\text{ W/kg}$ or 1.5 W/kg , for 1-g or 10-g respectively, when the transmission band is between 100 MHz and 200 MHz
 - $\leq 0.4\text{ W/kg}$ or 1.0 W/kg , for 1-g or 10-g respectively, when the transmission band is $\geq 200\text{ MHz}$.



Unless otherwise agreed in writing, this document is issued by the Company subject to its General Conditions of Service printed overleaf, available on request or accessible at <http://www.sgs.com/en/Terms-and-Conditions.aspx> and, for electronic format documents, subject to Terms and Conditions for Electronic Documents at <http://www.sgs.com/en/Terms-and-Conditions/Terms-e-Documents.aspx>. Attention is drawn to the limitation of liability, indemnification and jurisdiction issues defined therein. Any holder of this document is advised that information contained hereon reflects the Company's findings at the time of its intervention only and within the limits of Client's instructions, if any. The Company's sole responsibility is to its Client and this document does not exonerate parties to a transaction from exercising all their rights and obligations under the transaction documents. This document cannot be reproduced except in full, without prior written approval of the Company. Any unauthorized alteration, forgery or falsification of the content or appearance of this document is unlawful and offenders may be prosecuted to the fullest extent of the law. Unless otherwise stated the results shown in this test report refer only to the sample(s) tested and such sample(s) are retained for 30 days only.

Attention: To check the authenticity of testing /inspection report & certificate, please contact us at telephone: (86-755) 8307 1443, or email: CN.Doccheck@sgs.com
No.1 Workshop, M-10, Middle Section, Science & Technology Park, Shenzhen, China 518057 t (86-755) 26012053 f (86-755) 26710594 www.sgs.com.cn
中国·深圳·科技园中区M-10栋一号厂房 邮编: 518057 t (86-755) 26012053 f (86-755) 26710594 sgs.china@sgs.com



8.3.9 SAR Result of LTE Band 7

Test position	BW.	Test mode	Test Ch./Freq.	Duty Cycle	SAR (W/kg)1-g	Power Drift(dB)	Conducted power(dBm)	Tune up Limit(dBm)	Scaled factor	Scaled SAR(W/kg)	Liquid Temp.
Head Test data(1RB)											
Left cheek	20	QPSK 1RB_99	20850/2510	1:1	0.352	-0.06	23.57	24.00	1.104	0.389	22.1
Left tilted	20	QPSK 1RB_99	20850/2510	1:1	0.185	0.05	23.57	24.00	1.104	0.204	22.1
Right cheek	20	QPSK 1RB_99	20850/2510	1:1	0.277	0.03	23.57	24.00	1.104	0.306	22.1
Right tilted	20	QPSK 1RB_99	20850/2510	1:1	0.247	0.03	23.57	24.00	1.104	0.273	22.1
Head Test data(50%RB)											
Left cheek	20	QPSK 50RB_50	20850/2510	1:1	0.286	0.02	22.71	23.00	1.069	0.306	22.1
Left tilted	20	QPSK 50RB_50	20850/2510	1:1	0.107	0.06	22.71	23.00	1.069	0.114	22.1
Right cheek	20	QPSK 50RB_50	20850/2510	1:1	0.165	0.08	22.71	23.00	1.069	0.176	22.1
Right tilted	20	QPSK 50RB_50	20850/2510	1:1	0.145	-0.01	22.71	23.00	1.069	0.155	22.1
Body worn Test data(Separate 5mm 1RB) sensor on											
Front side	20	QPSK 1RB_99	20850/2510	1:1	0.924	-0.15	20.28	21.00	1.180	1.091	22.1
Back side	20	QPSK 1RB_99	20850/2510	1:1	0.985	-0.14	20.28	21.00	1.180	1.163	22.1
Front side	20	QPSK 1RB_99	21100/2535.5	1:1	0.867	-0.01	20.27	21.00	1.182	1.025	22.1
Front side	20	QPSK 1RB_99	21350/2560	1:1	0.788	-0.06	20.25	21.00	1.189	0.937	22.1
Back side	20	QPSK 1RB_99	21100/2535.5	1:1	0.953	-0.06	20.27	21.00	1.182	1.126	22.1
Back side	20	QPSK 1RB_99	21350/2560	1:1	0.866	-0.08	20.25	21.00	1.189	1.029	22.1
Body worn Test data (Separate 5mm 50%RB) sensor on											
Front side	20	QPSK 50RB_50	20850/2510	1:1	0.928	-0.10	20.29	21.00	1.178	1.093	22.1
Back side	20	QPSK 50RB_50	20850/2510	1:1	0.984	-0.17	20.29	21.00	1.178	1.159	22.1
Front side	20	QPSK 50RB_50	21100/2535.5	1:1	0.911	-0.02	20.28	21.00	1.180	1.075	22.1
Front side	20	QPSK 50RB_50	21350/2560	1:1	0.813	-0.03	20.26	21.00	1.186	0.964	22.1
Back side	20	QPSK 50RB_50	21100/2535.5	1:1	0.987	-0.03	20.28	21.00	1.180	1.165	22.1
Back side	20	QPSK 50RB_50	21350/2560	1:1	0.887	-0.01	20.26	21.00	1.186	1.052	22.1
Body worn Test data (Separate 5mm 100%RB) sensor on											
Front side	20	QPSK 100RB_0	20850/2510	1:1	0.942	0.01	20.22	21.00	1.197	1.127	22.1
Back side	20	QPSK 100RB_0	20850/2510	1:1	1.030	0.04	20.22	21.00	1.197	1.233	22.1
Back side-repeat	20	QPSK 100RB_0	20850/2510	1:1	0.970	0.01	20.22	21.00	1.197	1.161	22.1
Back side with headset	20	QPSK 100RB_0	20850/2510	1:1	0.933	-0.02	20.22	21.00	1.197	1.117	22.1
Body worn Test data sensor off											
Front side-10mm	20	QPSK 1RB_99	20850/2510	1:1	0.767	-0.01	23.57	24.00	1.104	0.847	22.1
Back side-17mm	20	QPSK 1RB_99	20850/2510	1:1	0.322	-0.06	23.57	24.00	1.104	0.356	22.1
Front side-10mm	20	QPSK 1RB_99	21100/2535.5	1:1	0.512	-0.06	23.56	24.00	1.107	0.567	22.1
Front side-10mm	20	QPSK 1RB_99	21350/2560	1:1	0.618	-0.14	23.32	24.00	1.169	0.723	22.1
Hotspot Test data(Separate 5mm 1RB)											
Front side	20	QPSK 1RB_99	20850/2510	1:1	0.924	-0.15	20.28	21.00	1.180	1.091	22.1
Back side	20	QPSK 1RB_99	20850/2510	1:1	0.985	-0.04	20.28	21.00	1.180	1.163	22.1
Left side	20	QPSK 1RB_99	20850/2510	1:1	0.534	0.01	20.28	21.00	1.180	0.630	22.1
Bottom side	20	QPSK 1RB_99	20850/2510	1:1	0.936	0.08	20.28	21.00	1.180	1.105	22.1
Front side	20	QPSK 1RB_99	21100/2535.5	1:1	0.867	-0.01	20.27	21.00	1.182	1.025	22.1
Front side	20	QPSK 1RB_99	21350/2560	1:1	0.788	-0.06	20.25	21.00	1.189	0.937	22.1
Back side	20	QPSK 1RB_99	21100/2535.5	1:1	0.953	-0.06	20.27	21.00	1.182	1.126	22.1
Back side	20	QPSK 1RB_99	21350/2560	1:1	0.866	-0.08	20.25	21.00	1.189	1.029	22.1



Unless otherwise agreed in writing, this document is issued by the Company subject to its General Conditions of Service printed overleaf, available on request or accessible at <http://www.sgs.com/en/Terms-and-Conditions.aspx> and, for electronic format documents, subject to Terms and Conditions for Electronic Documents at <http://www.sgs.com/en/Terms-and-Conditions/Terms-e-Documents.aspx>. Attention is drawn to the limitation of liability, indemnification and jurisdiction issues defined therein. Any holder of this document is advised that information contained hereon reflects the Company's findings at the time of its intervention only and within the limits of Client's instructions, if any. The Company's sole responsibility is to its Client and this document does not exonerate parties to a transaction from exercising all their rights and obligations under the transaction documents. This document cannot be reproduced except in full, without prior written approval of the Company. Any unauthorized alteration, forgery or falsification of the content or appearance of this document is unlawful and offenders may be prosecuted to the fullest extent of the law. Unless otherwise stated the results shown in this test report refer only to the sample(s) tested and such sample(s) are retained for 30 days only.

Attention: To check the authenticity of testing/inspection report and certificate, please contact us at telephone: (86-755) 8307 1443, or email: CN.Doccheck@sgs.com

SGS-CSTC Standards Technical Services Co., Ltd.
Shenzhen Branch Laboratory

No.1 Workshop, M-10, Middle Section, Science & Technology Park, Shenzhen, China 518057 t (86-755) 26012053 f (86-755) 26710594 www.sgsgroup.com.cn
中国·深圳·科技园中区M-10栋一号厂房 邮编: 518057 t (86-755) 26012053 f (86-755) 26710594 sgs.china@sgs.com

Bottom side	20	QPSK 1RB_99	21100/2535.5	1:1	0.905	0.08	20.27	21.00	1.182	1.070	22.1
Bottom side	20	QPSK 1RB_99	21350/2560	1:1	0.818	-0.04	20.25	21.00	1.189	0.972	22.1
Hotspot Test data (Separate 5mm 50%RB)											
Front side	20	QPSK 50RB_50	20850/2510	1:1	0.928	-0.10	20.29	21.00	1.178	1.093	22.1
Back side	20	QPSK 50RB_50	20850/2510	1:1	0.981	-0.17	20.29	21.00	1.178	1.155	22.1
Left side	20	QPSK 50RB_50	20850/2510	1:1	0.545	-0.03	20.29	21.00	1.178	0.642	22.1
Bottom side	20	QPSK 50RB_50	20850/2510	1:1	0.948	0.03	20.29	21.00	1.178	1.116	22.1
Front side	20	QPSK 50RB_50	21100/2535.5	1:1	0.911	-0.02	20.28	21.00	1.180	1.075	22.1
Front side	20	QPSK 50RB_50	21350/2560	1:1	0.813	-0.03	20.26	21.00	1.186	0.964	22.1
Back side	20	QPSK 50RB_50	21100/2535.5	1:1	0.980	-0.03	20.28	21.00	1.180	1.157	22.1
Back side	20	QPSK 50RB_50	21350/2560	1:1	0.887	-0.01	20.26	21.00	1.186	1.052	22.1
Bottom side	20	QPSK 50RB_50	21100/2535.5	1:1	0.937	0.07	20.28	21.00	1.180	1.106	22.1
Bottom side	20	QPSK 50RB_50	21350/2560	1:1	0.847	-0.01	20.26	21.00	1.186	1.004	22.1
Hotspot Test data (Separate 5mm 100%RB)											
Front side	20	QPSK 100RB_0	20850/2510	1:1	0.915	0.03	20.22	21.00	1.197	1.095	22.1
Back side	20	QPSK 100RB_0	20850/2510	1:1	0.936	0.07	20.22	21.00	1.197	1.120	22.1
Bottom side	20	QPSK 100RB_0	20850/2510	1:1	0.951	0.09	20.22	21.00	1.197	1.138	22.1
Test position	BW.	Test mode	Test Ch./Freq.	Duty Cycle	SAR (W/kg)10-g	Power Drift(dB)	Conducted power(dBm)	Tune up Limit(dBm)	Scaled factor	Scaled SAR(W/kg)	Liquid Temp.
Product specific 10g SAR Test data(Separate 0mm 1RB) sensor on											
Front side	20	QPSK 1RB_99	20850/2510	1:1	2.100	0.01	21.23	22.00	1.194	2.507	22.1
Back side	20	QPSK 1RB_99	20850/2510	1:1	2.340	0.04	21.23	22.00	1.194	2.794	22.1
Left side	20	QPSK 1RB_99	20850/2510	1:1	1.280	0.09	21.23	22.00	1.194	1.528	22.1
Bottom side	20	QPSK 1RB_99	20850/2510	1:1	1.560	-0.04	21.23	22.00	1.194	1.863	22.1
Front side	20	QPSK 1RB_99	21100/2535.5	1:1	1.540	0.09	21.22	22.00	1.197	1.843	22.1
Front side	20	QPSK 1RB_99	21350/2560	1:1	1.550	0.07	21.18	22.00	1.208	1.872	22.1
Back side	20	QPSK 1RB_99	21100/2535.5	1:1	2.190	-0.07	21.22	22.00	1.197	2.621	22.1
Back side	20	QPSK 1RB_99	21350/2560	1:1	1.980	-0.04	21.18	22.00	1.208	2.391	22.1
Product specific 10g SAR Test data(Separate 0mm 50%RB) sensor on											
Front side	20	QPSK 50RB_50	20850/2510	1:1	1.780	0.03	21.21	22.00	1.199	2.135	22.1
Back side	20	QPSK 50RB_50	20850/2510	1:1	1.910	-0.05	21.21	22.00	1.199	2.291	22.1
Left side	20	QPSK 50RB_50	20850/2510	1:1	1.140	0.09	21.21	22.00	1.199	1.367	22.1
Bottom side	20	QPSK 50RB_50	20850/2510	1:1	1.440	-0.01	21.21	22.00	1.199	1.727	22.1
Front side	20	QPSK 50RB_50	21100/2535.5	1:1	1.410	-0.02	21.20	22.00	1.202	1.695	22.1
Front side	20	QPSK 50RB_50	21350/2560	1:1	1.410	-0.04	21.11	22.00	1.227	1.731	22.1
Back side	20	QPSK 50RB_50	21100/2535.5	1:1	1.830	0.02	21.20	22.00	1.202	2.200	22.1
Back side	20	QPSK 50RB_50	21350/2560	1:1	1.980	-0.04	21.11	22.00	1.227	2.430	22.1
Product specific 10g SAR Test data(Separate 0mm 100%RB) sensor on											
Front side	20	QPSK 100RB_0	20850/2510	1:1	1.480	-0.01	21.09	22.00	1.233	1.825	22.1
Back side	20	QPSK 100RB_0	20850/2510	1:1	1.980	-0.03	21.09	22.00	1.233	2.442	22.1
Product specific 10g SAR Test data sensor off											
Front side-4mm	20	QPSK 1RB_99	20850/2510	1:1	1.150	0.09	23.57	24.00	1.104	1.270	22.1
Back side-6mm	20	QPSK 1RB_99	20850/2510	1:1	0.840	-0.01	23.57	24.00	1.104	0.927	22.1
Left side-4mm	20	QPSK 1RB_99	20850/2510	1:1	0.726	-0.04	23.57	24.00	1.104	0.802	22.1
Bottom side-7mm	20	QPSK 1RB_99	20850/2510	1:1	0.722	-0.02	23.57	24.00	1.104	0.797	22.1

Table 31: SAR of LTE Band 7 for Head, Body and Product specific 10g SAR(original report ZR/2020/8000406).

Test position	BW.	Test mode	Test Ch./Freq.	Duty Cycle	SAR (W/kg)1-g	Power Drift(dB)	Conducted power(dBm)	Tune up Limit(dBm)	Scaled factor	Scaled SAR(W/kg)	Liquid Temp.
Head Test data(1RB)											
Left cheek	20	QPSK 1RB_99	20850/2510	1:1	0.188	0.07	23.57	24.00	1.104	0.208	22.1
Body worn Test data (Separate 5mm 100%RB) sensor on											
Back side	20	QPSK 100RB_0	20850/2510	1:1	0.737	0.12	20.22	21.00	1.197	0.882	22.1
Hotspot Test data (Separate 5mm 50%RB)											
Back side	20	QPSK 1RB_99	20850/2510	1:1	0.815	0.05	20.27	21.00	1.182	0.963	22.1
Test position	BW.	Test mode	Test Ch./Freq.	Duty Cycle	SAR (W/kg)10-g	Power Drift(dB)	Conducted power(dBm)	Tune up Limit(dBm)	Scaled factor	Scaled SAR(W/kg)	Liquid Temp.
Product specific 10g SAR Test data (Separate 0mm 100%RB) sensor on											
Back side	20	QPSK 1RB_99	20850/2510	1:1	2.000	0.04	21.23	22.00	1.194	2.388	22.1

Table 32: SAR of LTE Band 7 for Head, Body and Product specific 10g SAR(Variant).

Note:

- 1) The maximum Scaled SAR value is marked in bold. Graph results refer to Appendix B.
- 2) Per KDB447498 D01, testing of other required channels within the operating mode of a frequency band is not required when the reported 1-g or 10-g SAR for the mid-band or highest output power channel is:
 - $\leq 0.8\text{W/kg}$ for 1-g or 2.0W/kg for 10-g respectively, when the transmission band is $\leq 100\text{MHz}$.
 - $\leq 0.6\text{ W/kg}$ or 1.5 W/kg , for 1-g or 10-g respectively, when the transmission band is between 100 MHz and 200 MHz.
 - $\leq 0.4\text{ W/kg}$ or 1.0 W/kg , for 1-g or 10-g respectively, when the transmission band is $\geq 200\text{ MHz}$.



Unless otherwise agreed in writing, this document is issued by the Company subject to its General Conditions of Service printed overleaf, available on request or accessible at <http://www.sgs.com/en/Terms-and-Conditions.aspx> and, for electronic format documents, subject to Terms and Conditions for Electronic Documents at <http://www.sgs.com/en/Terms-and-Conditions/Terms-e-Documents.aspx>. Attention is drawn to the limitation of liability, indemnification and jurisdiction issues defined therein. Any holder of this document is advised that information contained hereon reflects the Company's findings at the time of its intervention only and within the limits of Client's instructions, if any. The Company's sole responsibility is to its Client and this document does not exonerate parties to a transaction from exercising all their rights and obligations under the transaction documents. This document cannot be reproduced except in full, without prior written approval of the Company. Any unauthorized alteration, forgery or falsification of the content or appearance of this document is unlawful and offenders may be prosecuted to the fullest extent of the law. Unless otherwise stated the results shown in this test report refer only to the sample(s) tested and such sample(s) are retained for 30 days only.

Attention: To check the authenticity of testing /inspection report & certificate, please contact us at telephone: (86-755) 8307 1443, or email: CN.Doccheck@sgs.com

8.3.10 SAR Result of LTE Band 26

Test position	BW.	Test mode	Test Ch./Freq.	Duty Cycle	SAR (W/kg)1-g	Power Drift(dB)	Conducted power(dBm)	Tune up Limit(dBm)	Scaled factor	Scaled SAR(W/kg)	Liquid Temp.
Head Test data(1RB)											
Left cheek	15	QPSK 1RB_74	26965/841.5	1:1	0.160	-0.01	23.08	24.00	1.236	0.198	22.1
Left tilted	15	QPSK 1RB_74	26965/841.5	1:1	0.102	0.03	23.08	24.00	1.236	0.126	22.1
Right cheek	15	QPSK 1RB_74	26965/841.5	1:1	0.214	0.04	23.08	24.00	1.236	0.264	22.1
Right tilted	15	QPSK 1RB_74	26965/841.5	1:1	0.111	0.01	23.08	24.00	1.236	0.137	22.1
Head Test data(50%RB)											
Left cheek	15	QPSK 36RB_0	26965/841.5	1:1	0.144	0.03	21.93	23.00	1.279	0.184	22.1
Left tilted	15	QPSK 36RB_0	26965/841.5	1:1	0.081	0.01	21.93	23.00	1.279	0.104	22.1
Right cheek	15	QPSK 36RB_0	26965/841.5	1:1	0.141	0.05	21.93	23.00	1.279	0.180	22.1
Right tilted	15	QPSK 36RB_0	26965/841.5	1:1	0.088	0.03	21.93	23.00	1.279	0.113	22.1
Body worn Test data(Separate 5mm 1RB)											
Front side	15	QPSK 1RB_74	26965/841.5	1:1	0.376	0.01	23.08	24.00	1.236	0.465	22.1
Back side	15	QPSK 1RB_74	26965/841.5	1:1	0.698	0.03	23.08	24.00	1.236	0.863	22.1
Back side	15	QPSK 1RB_74	26765/821.5	1:1	1.080	0.01	23.07	24.00	1.239	1.338	22.1
Back side-repeat	15	QPSK 1RB_74	26765/821.5	1:1	1.010	0.05	23.07	24.00	1.239	1.251	22.1
Back side	15	QPSK 1RB_74	26865/831.5	1:1	0.983	0.01	22.98	24.00	1.265	1.243	22.1
Back side with headset	15	QPSK 1RB_74	26765/821.5	1:1	0.977	0.03	23.07	24.00	1.239	1.210	22.1
Body worn Test data (Separate 5mm 50%RB)											
Front side	15	QPSK 36RB_0	26965/841.5	1:1	0.300	0.01	21.93	23.00	1.279	0.384	22.1
Back side	15	QPSK 36RB_0	26965/841.5	1:1	0.579	0.03	21.93	23.00	1.279	0.741	22.1
Body worn Test data (Separate 5mm 100%RB)											
Back side	15	QPSK 75RB_0	26865/831.5	1:1	0.538	0.01	21.80	23.00	1.318	0.709	22.1
Hotspot Test data(Separate 5mm 1RB)											
Front side	15	QPSK 1RB_74	26965/841.5	1:1	0.376	0.01	23.08	24.00	1.236	0.465	22.1
Back side	15	QPSK 1RB_74	26965/841.5	1:1	0.698	0.03	23.08	24.00	1.236	0.863	22.1
Left side	15	QPSK 1RB_74	26965/841.5	1:1	0.157	0.05	23.08	24.00	1.236	0.194	22.1
Right side	15	QPSK 1RB_74	26965/841.5	1:1	0.207	0.06	23.08	24.00	1.236	0.256	22.1
Bottom side	15	QPSK 1RB_74	26965/841.5	1:1	0.331	0.01	23.08	24.00	1.236	0.409	22.1
Back side	15	QPSK 1RB_74	26765/821.5	1:1	1.080	0.01	23.07	24.00	1.239	1.338	22.1
Back side	15	QPSK 1RB_74	26865/831.5	1:1	0.983	0.01	22.98	24.00	1.265	1.243	22.1
Hotspot Test data (Separate 5mm 50%RB)											
Front side	15	QPSK 36RB_0	26965/841.5	1:1	0.300	0.01	21.93	23.00	1.279	0.384	22.1
Back side	15	QPSK 36RB_0	26965/841.5	1:1	0.579	0.03	21.93	23.00	1.279	0.741	22.1
Left side	15	QPSK 36RB_0	26965/841.5	1:1	0.134	0.00	21.93	23.00	1.279	0.171	22.1
Right side	15	QPSK 36RB_0	26965/841.5	1:1	0.186	0.03	21.93	23.00	1.279	0.238	22.1
Bottom side	15	QPSK 36RB_0	26765/821.5	1:1	0.227	0.01	21.93	23.00	1.279	0.290	22.1
Hotspot Test data (Separate 5mm 100%RB)											
Back side	15	QPSK 75RB_0	26865/831.5	1:1	0.538	0.01	21.80	23.00	1.318	0.709	22.1
Test position	BW.	Test mode	Test Ch./Freq.	Duty Cycle	SAR (W/kg)10-g	Power Drift(dB)	Conducted power(dBm)	Tune up Limit(dBm)	Scaled factor	Scaled SAR(W/kg)	Liquid Temp.
Product specific 10g SAR Test data(Separate 0mm 1RB)											
Back side	15	QPSK 1RB_74	26965/841.5	1:1	1.110	0.05	23.08	24.00	1.236	1.372	22.1
Product specific 10g SAR Test data(Separate 0mm 50%RB)											
Back side	15	QPSK 36RB_0	26965/841.5	1:1	0.563	0.06	21.93	23.00	1.279	0.720	22.1



Unless otherwise agreed in writing, this document is issued by the Company subject to its General Conditions of Service printed overleaf, available on request or accessible at <http://www.sgs.com/en/Terms-and-Conditions.aspx> and, for electronic format documents, subject to Terms and Conditions for Electronic Documents at <http://www.sgs.com/en/Terms-and-Conditions/Terms-e-Document.aspx>. Attention is drawn to the limitation of liability, indemnification and jurisdiction issues defined therein. Any holder of this document is advised that information contained hereon reflects the Company's findings at the time of its intervention only and within the limits of Client's instructions, if any. The Company's sole responsibility is to its Client and this document does not exonerate parties to a transaction from exercising all their rights and obligations under the transaction documents. This document cannot be reproduced except in full, without prior written approval of the Company. Any unauthorized alteration, forgery or falsification of the content or appearance of this document is unlawful and offenders may be prosecuted to the fullest extent of the law. Unless otherwise stated the results shown in this test report refer only to the sample(s) tested and such sample(s) are retained for 30 days only.

Attention: To check the authenticity of testing/inspection report & certificate, please contact us at telephone: (86-755) 8307 1443, or email: CN.Doccheck@sgs.com
No.1 Workshop, M-10, Middle Section, Science & Technology Park, Shenzhen, China 518057 t (86-755) 26012053 f (86-755) 26710594 www.sgs.com.cn
中国·深圳·科技园中区M-10栋一号厂房 邮编: 518057 t (86-755) 26012053 f (86-755) 26710594 sgs.china@sgs.com

Table 33: SAR of LTE Band 26 for Head, Body and Product specific 10g SAR(original report ZR/2020/8000406).

Test position	BW.	Test mode	Test Ch./Freq.	Duty Cycle	SAR (W/kg)1-g	Power Drift(dB)	Conducted power(dBm)	Tune up Limit(dBm)	Scaled factor	Scaled SAR(W/kg)	Liquid Temp.
Head Test data(1RB)											
Right cheek	15	QPSK 1RB_74	26965/841.5	1:1	0.244	0.14	23.08	24.00	1.236	0.302	22.1
Body worn Test data (Separate 5mm 100%RB) sensor on											
Back side	15	QPSK 1RB_74	26765/821.5	1:1	1.010	-0.11	23.07	24.00	1.239	1.251	22.1
Hotspot Test data (Separate 5mm 50%RB)											
Back side	15	QPSK 1RB_74	26765/821.5	1:1	1.010	-0.11	23.07	24.00	1.239	1.251	22.1
Test position	BW.	Test mode	Test Ch./Freq.	Duty Cycle	SAR (W/kg)10-g	Power Drift(dB)	Conducted power(dBm)	Tune up Limit(dBm)	Scaled factor	Scaled SAR(W/kg)	Liquid Temp.
Product specific 10g SAR Test data (Separate 0mm 100%RB) sensor on											
Back side	15	QPSK 1RB_74	26965/841.5	1:1	0.923	0.03	23.08	24.00	1.236	1.141	22.1

Table 34: SAR of LTE Band 26 for Head, Body and Product specific 10g SAR(Variant).

Note:

- 1) The maximum Scaled SAR value is marked in bold. Graph results refer to Appendix B.
- 2) Per KDB447498 D01, testing of other required channels within the operating mode of a frequency band is not required when the reported 1-g or 10-g SAR for the mid-band or highest output power channel is:
 - $\leq 0.8\text{W/kg}$ for 1-g or 2.0W/kg for 10-g respectively, when the transmission band is $\leq 100\text{MHz}$.
 - $\leq 0.6\text{ W/kg}$ or 1.5 W/kg , for 1-g or 10-g respectively, when the transmission band is between 100 MHz and 200 MHz.
 - $\leq 0.4\text{ W/kg}$ or 1.0 W/kg , for 1-g or 10-g respectively, when the transmission band is $\geq 200\text{ MHz}$.



Unless otherwise agreed in writing, this document is issued by the Company subject to its General Conditions of Service printed overleaf, available on request or accessible at <http://www.sgs.com/en/Terms-and-Conditions.aspx> and, for electronic format documents, subject to Terms and Conditions for Electronic Documents at <http://www.sgs.com/en/Terms-and-Conditions/Terms-e-Documents.aspx>. Attention is drawn to the limitation of liability, indemnification and jurisdiction issues defined therein. Any holder of this document is advised that information contained hereon reflects the Company's findings at the time of its intervention only and within the limits of Client's instructions, if any. The Company's sole responsibility is to its Client and this document does not exonerate parties to a transaction from exercising all their rights and obligations under the transaction documents. This document cannot be reproduced except in full, without prior written approval of the Company. Any unauthorized alteration, forgery or falsification of the content or appearance of this document is unlawful and offenders may be prosecuted to the fullest extent of the law. Unless otherwise stated the results shown in this test report refer only to the sample(s) tested and such sample(s) are retained for 30 days only.

Attention: To check the authenticity of testing /inspection report & certificate, please contact us at telephone: (86-755) 8307 1443, or email: CN.Doccheck@sgs.com
No.1 Workshop, M-10, Middle Section, Science & Technology Park, Shenzhen, China 518057 t (86-755) 26012053 f (86-755) 26710594 www.sgsgroup.com.cn
中国·深圳·科技园中区M-10栋一号厂房 邮编: 518057 t (86-755) 26012053 f (86-755) 26710594 sgs.china@sgs.com

8.3.11 SAR Result of LTE Band 38

Test position	BW.	Test mode	Test Ch./Freq.	Duty Cycle	SAR (W/kg)1-g	Power Drift(dB)	Conducted power(dBm)	Tune up Limit(dBm)	Scaled factor	Scaled SAR(W/kg)	Liquid Temp.
Head Test data(1RB)											
Left cheek	20	QPSK 1RB_99	38000/2595	1:1.58	0.180	0.03	23.24	24.00	1.191	0.214	22.1
Left tilted	20	QPSK 1RB_99	38000/2595	1:1.58	0.089	0.01	23.24	24.00	1.191	0.106	22.1
Right cheek	20	QPSK 1RB_99	38000/2595	1:1.58	0.149	0.05	23.24	24.00	1.191	0.177	22.1
Right tilted	20	QPSK 1RB_99	38000/2595	1:1.58	0.131	0.06	23.24	24.00	1.191	0.156	22.1
Head Test data(50%RB)											
Left cheek	20	QPSK 50RB_50	38000/2595	1:1.58	0.157	0.01	22.01	23.00	1.256	0.197	22.1
Left tilted	20	QPSK 50RB_50	38000/2595	1:1.58	0.051	0.03	22.01	23.00	1.256	0.064	22.1
Right cheek	20	QPSK 50RB_50	38000/2595	1:1.58	0.096	0.05	22.01	23.00	1.256	0.121	22.1
Right tilted	20	QPSK 50RB_50	38000/2595	1:1.58	0.077	0.01	22.01	23.00	1.256	0.097	22.1
Body worn Test data(Separate 5mm 1RB)											
Front side	20	QPSK 1RB_99	38000/2595	1:1.58	0.813	0.01	23.24	24.00	1.191	0.968	22.1
Back side	20	QPSK 1RB_99	38000/2595	1:1.58	0.834	-0.10	23.24	24.00	1.191	0.993	22.1
Front side	20	QPSK 1RB_99	37850/2580	1:1.58	0.815	0.03	22.90	24.00	1.288	1.050	22.1
Front side	20	QPSK 1RB_99	38150/2610	1:1.58	0.815	0.02	23.11	24.00	1.227	1.000	22.1
Back side	20	QPSK 1RB_99	37850/2580	1:1.58	0.946	0.04	22.90	24.00	1.288	1.219	22.1
Back side-repeat	20	QPSK 1RB_99	37850/2580	1:1.58	0.941	0.02	22.90	24.00	1.288	1.212	22.1
Back side	20	QPSK 1RB_99	38150/2610	1:1.58	0.824	-0.02	23.11	24.00	1.227	1.011	22.1
Back side with headset	20	QPSK 1RB_99	37850/2580	1:1.58	0.926	0.08	22.90	24.00	1.288	1.193	22.1
Body worn Test data (Separate 5mm 50%RB)											
Front side	20	QPSK 50RB_50	38000/2595	1:1.58	0.484	0.08	22.01	23.00	1.256	0.608	22.1
Back side	20	QPSK 50RB_50	38000/2595	1:1.58	0.608	-0.03	22.01	23.00	1.256	0.764	22.1
Body worn Test data (Separate 5mm 100%RB)											
Back side	20	QPSK 100RB_0	38000/2595	1:1.58	0.632	-0.01	22.02	23.00	1.253	0.792	22.1
Hotspot Test data(Separate 5mm 1RB)											
Front side	20	QPSK 1RB_99	38000/2595	1:1.58	0.813	0.01	23.24	24.00	1.191	0.968	22.1
Back side	20	QPSK 1RB_99	38000/2595	1:1.58	0.834	-0.10	23.24	24.00	1.191	0.993	22.1
Left side	20	QPSK 1RB_99	38000/2595	1:1.58	0.507	-0.03	23.24	24.00	1.191	0.604	22.1
Bottom side	20	QPSK 1RB_99	38000/2595	1:1.58	0.738	0.01	23.24	24.00	1.191	0.879	22.1
Front side	20	QPSK 1RB_99	37850/2580	1:1.58	0.815	0.03	22.90	24.00	1.288	1.050	22.1
Front side	20	QPSK 1RB_99	38150/2610	1:1.58	0.815	0.02	23.11	24.00	1.227	1.000	22.1
Back side	20	QPSK 1RB_99	37850/2580	1:1.58	0.946	0.04	22.90	24.00	1.288	1.219	22.1
Back side	20	QPSK 1RB_99	38150/2610	1:1.58	0.824	-0.02	23.11	24.00	1.227	1.011	22.1
Bottom side	20	QPSK 1RB_99	37850/2580	1:1.58	0.746	0.09	22.90	24.00	1.288	0.961	22.1
Bottom side	20	QPSK 1RB_99	38150/2610	1:1.58	0.741	0.07	23.11	24.00	1.227	0.910	22.1
Hotspot Test data (Separate 5mm 50%RB)											
Front side	20	QPSK 50RB_50	38000/2595	1:1.58	0.484	0.08	22.01	23.00	1.256	0.608	22.1
Back side	20	QPSK 50RB_50	38000/2595	1:1.58	0.608	-0.03	22.01	23.00	1.256	0.764	22.1
Left side	20	QPSK 50RB_50	38000/2595	1:1.58	0.406	0.08	22.01	23.00	1.256	0.510	22.1
Bottom side	20	QPSK 50RB_50	38000/2595	1:1.58	0.565	-0.08	22.01	23.00	1.256	0.710	22.1
Hotspot Test data (Separate 5mm 100%RB)											
Front side	20	QPSK 100RB_0	38000/2595	1:1.58	0.452	0.04	22.02	23.00	1.253	0.566	22.1
Back side	20	QPSK 100RB_0	38000/2595	1:1.58	0.570	0.02	22.02	23.00	1.253	0.714	22.1



Unless otherwise agreed in writing, this document is issued by the Company subject to its General Conditions of Service printed overleaf, available on request or accessible at <http://www.sgs.com/en/Terms-and-Conditions.aspx> and, for electronic format documents, subject to Terms and Conditions for Electronic Documents at <http://www.sgs.com/en/Terms-and-Conditions/Terms-e-Document.aspx>. Attention is drawn to the limitation of liability, indemnification and jurisdiction issues defined therein. Any holder of this document is advised that information contained hereon reflects the Company's findings at the time of its intervention only and within the limits of Client's instructions, if any. The Company's sole responsibility is to its Client and this document does not exonerate parties to a transaction from exercising all their rights and obligations under the transaction documents. This document cannot be reproduced except in full, without prior written approval of the Company. Any unauthorized alteration, forgery or falsification of the content or appearance of this document is unlawful and offenders may be prosecuted to the fullest extent of the law. Unless otherwise stated the results shown in this test report refer only to the sample(s) tested and such sample(s) are retained for 30 days only.

Attention: To check the authenticity of testing/inspection report & certificate, please contact us at telephone: (86-755) 8307 1443, or email: CN.Doccheck@sgs.com

SGS-CSTC Standards Technical Services Co., Ltd.
Shenzhen Branch, CSTC (China) Testing Laboratory

No.1 Workshop, M-10, Middle Section, Science & Technology Park, Shenzhen, China 518057 t (86-755) 26012053 f (86-755) 26710594 www.sgsgroup.com.cn
中国·深圳·科技园中区M-10栋一号厂房 邮编: 518057 t (86-755) 26012053 f (86-755) 26710594 sgs.china@sgs.com

Bottom side	20	QPSK 100RB_0	38000/2595	1:1.58	0.518	-0.06	22.02	23.00	1.253	0.649	22.1
Test position	BW.	Test mode	Test Ch./Freq.	Duty Cycle	SAR (W/kg)10-g	Power Drift(dB)	Conducted power(dBm)	Tune up Limit(dBm)	Scaled factor	Scaled SAR(W/kg)	Liquid Temp.
Product specific 10g SAR Test data(Separate 0mm 1RB)											
Back side	20	QPSK 1RB_99	38000/2595	1:1.58	1.470	-0.11	23.24	24.00	1.191	1.751	22.1
Product specific 10g SAR Test data(Separate 0mm 50%RB)											
Back side	20	QPSK 50RB_50	38000/2595	1:1.58	1.160	0.05	22.01	23.00	1.256	1.457	22.1

Table 35: SAR of LTE Band 38 for Head, Body and Product specific 10g SAR(original report ZR/2020/8000406).

Test position	BW.	Test mode	Test Ch./Freq.	Duty Cycle	SAR (W/kg)1-g	Power Drift(dB)	Conducted power(dBm)	Tune up Limit(dBm)	Scaled factor	Scaled SAR(W/kg)	Liquid Temp.
Head Test data(1RB)											
Left cheek	20	QPSK 1RB_99	38000/2595	1:1.58	0.097	0.07	23.24	24.00	1.191	0.115	22.1
Body worn Test data (Separate 5mm 100%RB) sensor on											
Back side	20	QPSK 1RB_99	37850/2580	1:1.58	0.803	0.14	22.90	24.00	1.288	1.034	22.1
Hotspot Test data (Separate 5mm 50%RB)											
Back side	20	QPSK 1RB_99	37850/2580	1:1.58	0.755	0.09	22.90	24.00	1.288	0.973	22.1
Test position	BW.	Test mode	Test Ch./Freq.	Duty Cycle	SAR (W/kg)10-g	Power Drift(dB)	Conducted power(dBm)	Tune up Limit(dBm)	Scaled factor	Scaled SAR(W/kg)	Liquid Temp.
Product specific 10g SAR Test data (Separate 0mm 100%RB) sensor on											
Back side	20	QPSK 1RB_99	38000/2595	1:1.58	1.690	0.06	23.24	24.00	1.191	2.013	22.1

Table 36: SAR of LTE Band 38 for Head, Body and Product specific 10g SAR(Variant).

Note:

- 1) The maximum Scaled SAR value is marked in bold. Graph results refer to Appendix B.
- 2) Per KDB447498 D01, testing of other required channels within the operating mode of a frequency band is not required when the reported 1-g or 10-g SAR for the mid-band or highest output power channel is:
 - $\leq 0.8\text{W/kg}$ for 1-g or 2.0W/kg for 10-g respectively, when the transmission band is $\leq 100\text{MHz}$.
 - $\leq 0.6\text{ W/kg}$ or 1.5 W/kg , for 1-g or 10-g respectively, when the transmission band is between 100 MHz and 200 MHz .
 - $\leq 0.4\text{ W/kg}$ or 1.0 W/kg , for 1-g or 10-g respectively, when the transmission band is $\geq 200\text{ MHz}$.



Unless otherwise agreed in writing, this document is issued by the Company subject to its General Conditions of Service printed overleaf, available on request or accessible at <http://www.sgs.com/en/Terms-and-Conditions.aspx> and, for electronic format documents, subject to Terms and Conditions for Electronic Documents at <http://www.sgs.com/en/Terms-and-Conditions/Terms-e-Documents.aspx>. Attention is drawn to the limitation of liability, indemnification and jurisdiction issues defined therein. Any holder of this document is advised that information contained hereon reflects the Company's findings at the time of its intervention only and within the limits of Client's instructions, if any. The Company's sole responsibility is to its Client and this document does not exonerate parties to a transaction from exercising all their rights and obligations under the transaction documents. This document cannot be reproduced except in full, without prior written approval of the Company. Any unauthorized alteration, forgery or falsification of the content or appearance of this document is unlawful and offenders may be prosecuted to the fullest extent of the law. Unless otherwise stated the results shown in this test report refer only to the sample(s) tested and such sample(s) are retained for 30 days only.

Attention: To check the authenticity of testing /inspection report & certificate, please contact us at telephone: (86-755) 8307 1443, or email: CN.Doccheck@sgs.com

SGS-CSTC Standards Technical Services Co., Ltd.
Shenzhen Branch, Testing Center, EEC Laboratory

No.1 Workshop, M-10, Middle Section, Science & Technology Park, Shenzhen, China 518057 t (86-755) 26012053 f (86-755) 26710594 www.sgs.com.cn
中国·深圳·科技园中区M-10栋一号厂房 邮编: 518057 t (86-755) 26012053 f (86-755) 26710594 sgs.china@sgs.com

8.3.12 SAR Result of LTE Band 41

Test position	BW.	Test mode	Test Ch./Freq.	Duty Cycle	SAR (W/kg)1-g	Power Drift(dB)	Conducted power(dBm)	Tune up Limit(dBm)	Scaled factor	Scaled SAR(W/kg)	Liquid Temp.
Head Test data(1RB)											
Left cheek	20	QPSK 1RB_99	40140/2545	1:1.58	0.173	0.01	23.24	24.00	1.191	0.206	22.1
Left tilted	20	QPSK 1RB_99	40140/2545	1:1.58	0.090	0.01	23.24	24.00	1.191	0.107	22.1
Right cheek	20	QPSK 1RB_99	40140/2545	1:1.58	0.139	0.05	23.24	24.00	1.191	0.166	22.1
Right tilted	20	QPSK 1RB_99	40140/2545	1:1.58	0.113	0.03	23.24	24.00	1.191	0.135	22.1
Head Test data(50%RB)											
Left cheek	20	QPSK 50RB_50	40140/2545	1:1.58	0.151	0.03	22.26	23.00	1.186	0.179	22.1
Left tilted	20	QPSK 50RB_50	40140/2545	1:1.58	0.065	0.03	22.26	23.00	1.186	0.077	22.1
Right cheek	20	QPSK 50RB_50	40140/2545	1:1.58	0.106	0.01	22.26	23.00	1.186	0.126	22.1
Right tilted	20	QPSK 50RB_50	40140/2545	1:1.58	0.086	0.06	22.26	23.00	1.186	0.102	22.1
Body worn Test data(Separate 5mm 1RB)											
Front side	20	QPSK 1RB_99	40140/2545	1:1.58	0.742	0.01	23.24	24.00	1.191	0.884	22.1
Back side	20	QPSK 1RB_99	40140/2545	1:1.58	0.989	-0.01	23.24	24.00	1.191	1.178	22.1
Back side-repeat	20	QPSK 1RB_99	40140/2545	1:1.58	0.954	0.08	23.24	24.00	1.191	1.136	22.1
Front side	20	QPSK 1RB_99	40390/2570	1:1.58	0.707	-0.04	23.18	24.00	1.208	0.854	22.1
Front side	20	QPSK 1RB_99	40640/2595	1:1.58	0.685	0.06	22.96	24.00	1.271	0.870	22.1
Front side	20	QPSK 1RB_99	40890/2620	1:1.58	0.666	0.04	22.95	24.00	1.274	0.848	22.1
Front side	20	QPSK 1RB_99	41140/2645	1:1.58	0.640	0.09	23.20	24.00	1.202	0.769	22.1
Back side	20	QPSK 1RB_99	40390/2570	1:1.58	0.922	0.02	23.18	24.00	1.208	1.114	22.1
Back side	20	QPSK 1RB_99	40640/2595	1:1.58	0.885	0.03	22.96	24.00	1.271	1.124	22.1
Back side	20	QPSK 1RB_99	40890/2620	1:1.58	0.823	0.01	22.95	24.00	1.274	1.048	22.1
Back side	20	QPSK 1RB_99	41140/2645	1:1.58	0.823	-0.07	23.20	24.00	1.202	0.989	22.1
Back side with headset	20	QPSK 1RB_99	40140/2545	1:1.58	0.835	0.04	23.24	24.00	1.191	0.995	22.1
Body worn Test data (Separate 5mm 50%RB)											
Front side	20	QPSK 50RB_50	40140/2545	1:1.58	0.499	0.02	22.26	23.00	1.186	0.592	22.1
Back side	20	QPSK 50RB_50	40140/2545	1:1.58	0.667	0.02	22.26	23.00	1.186	0.791	22.1
Back side	20	QPSK 50RB_50	40390/2570	1:1.58	0.659	0.06	22.03	23.00	1.250	0.824	22.1
Back side	20	QPSK 50RB_50	40640/2595	1:1.58	0.615	-0.06	22.13	23.00	1.222	0.751	22.1
Back side	20	QPSK 50RB_50	40890/2620	1:1.58	0.567	0.01	22.00	23.00	1.259	0.714	22.1
Back side	20	QPSK 50RB_50	41140/2645	1:1.58	0.594	0.02	22.25	23.00	1.189	0.706	22.1
Body worn Test data (Separate 5mm 100%RB)											
Front side	20	QPSK 100RB_0	40140/2545	1:1.58	0.448	0.01	22.11	23.00	1.227	0.550	22.1
Back side	20	QPSK 100RB_0	40140/2545	1:1.58	0.683	0.08	22.11	23.00	1.227	0.838	22.1
Hotspot Test data(Separate 5mm 1RB)											
Front side	20	QPSK 1RB_99	40140/2545	1:1.58	0.742	0.01	23.24	24.00	1.191	0.884	22.1
Back side	20	QPSK 1RB_99	40140/2545	1:1.58	0.989	-0.01	23.24	24.00	1.191	1.178	22.1
Left side	20	QPSK 1RB_99	40140/2545	1:1.58	0.590	0.05	23.24	24.00	1.191	0.703	22.1
Bottom side	20	QPSK 1RB_99	40140/2545	1:1.58	0.898	0.02	23.24	24.00	1.191	1.070	22.1
Front side	20	QPSK 1RB_99	40390/2570	1:1.58	0.707	-0.04	23.18	24.00	1.208	0.854	22.1
Front side	20	QPSK 1RB_99	40640/2595	1:1.58	0.685	0.06	22.96	24.00	1.271	0.870	22.1
Front side	20	QPSK 1RB_99	40890/2620	1:1.58	0.666	0.04	22.95	24.00	1.274	0.848	22.1
Front side	20	QPSK 1RB_99	41140/2645	1:1.58	0.640	0.09	23.20	24.00	1.202	0.769	22.1
Back side	20	QPSK 1RB_99	40390/2570	1:1.58	0.922	0.02	23.18	24.00	1.208	1.114	22.1



Unless otherwise agreed in writing, this document is issued by the Company subject to its General Conditions of Service printed overleaf, available on request or accessible at <http://www.sgs.com/en/Terms-and-Conditions.aspx> and, for electronic format documents, subject to Terms and Conditions for Electronic Documents at <http://www.sgs.com/en/Terms-and-Conditions-for-Electronic-Documents.aspx>. Attention is drawn to the limitation of liability, indemnification and jurisdiction issues defined therein. Any holder of this document is advised that information contained hereon reflects the Company's findings at the time of its intervention only and within the limits of Client's instructions, if any. The Company's sole responsibility is to its Client and this document does not exonerate parties to a transaction from exercising all their rights and obligations under the transaction documents. This document cannot be reproduced except in full, without prior written approval of the Company. Any unauthorized alteration, forgery or falsification of the content or appearance of this document is unlawful and offenders may be prosecuted to the fullest extent of the law. Unless otherwise stated the results shown in this test report refer only to the sample(s) tested and such sample(s) are retained for 30 days only.

Attention: To check the authenticity of testing/inspection report & certificate, please contact us at telephone: (86-755) 8307 1443, or email: CN.Doccheck@sgs.com
No.1 Workshop, M-10, Middle Section, Science & Technology Park, Shenzhen, China 518057 t (86-755) 26012053 f (86-755) 26710594 www.sgs.com.cn
中国·深圳·科技园中区M-10栋一号厂房 邮编: 518057 t (86-755) 26012053 f (86-755) 26710594 sgs.china@sgs.com

Back side	20	QPSK 1RB_99	40640/2595	1:1.58	0.885	0.03	22.96	24.00	1.271	1.124	22.1
Back side	20	QPSK 1RB_99	40890/2620	1:1.58	0.823	0.01	22.95	24.00	1.274	1.048	22.1
Back side	20	QPSK 1RB_99	41140/2645	1:1.58	0.823	-0.07	23.20	24.00	1.202	0.989	22.1
Left side	20	QPSK 1RB_99	40390/2570	1:1.58	0.561	0.02	23.18	24.00	1.208	0.678	22.1
Left side	20	QPSK 1RB_99	40640/2595	1:1.58	0.506	0.04	22.96	24.00	1.271	0.643	22.1
Left side	20	QPSK 1RB_99	40890/2620	1:1.58	0.498	0.03	22.95	24.00	1.274	0.634	22.1
Left side	20	QPSK 1RB_99	41140/2645	1:1.58	0.514	0.03	23.20	24.00	1.202	0.618	22.1
Bottom side	20	QPSK 1RB_99	40390/2570	1:1.58	0.827	0.15	23.18	24.00	1.208	0.999	22.1
Bottom side	20	QPSK 1RB_99	40640/2595	1:1.58	0.791	-0.03	22.96	24.00	1.271	1.005	22.1
Bottom side	20	QPSK 1RB_99	40890/2620	1:1.58	0.762	0.02	22.95	24.00	1.274	0.970	22.1
Bottom side	20	QPSK 1RB_99	41140/2645	1:1.58	0.807	0.11	23.20	24.00	1.202	0.970	22.1
Hotspot Test data (Separate 5mm 50%RB)											
Front side	20	QPSK 50RB_50	40140/2545	1:1.58	0.499	0.02	22.26	23.00	1.186	0.592	22.1
Back side	20	QPSK 50RB_50	40140/2545	1:1.58	0.667	0.02	22.26	23.00	1.186	0.791	22.1
Left side	20	QPSK 50RB_50	40140/2545	1:1.58	0.460	0.08	22.26	23.00	1.186	0.545	22.1
Bottom side	20	QPSK 50RB_50	40140/2545	1:1.58	0.633	-0.02	22.26	23.00	1.186	0.751	22.1
Back side	20	QPSK 50RB_50	40390/2570	1:1.58	0.659	0.06	22.03	23.00	1.250	0.824	22.1
Back side	20	QPSK 50RB_50	40640/2595	1:1.58	0.615	-0.06	22.13	23.00	1.222	0.751	22.1
Back side	20	QPSK 50RB_50	40890/2620	1:1.58	0.567	0.01	22.00	23.00	1.259	0.714	22.1
Back side	20	QPSK 50RB_50	41140/2645	1:1.58	0.594	0.02	22.25	23.00	1.189	0.706	22.1
Bottom side	20	QPSK 50RB_50	40390/2570	1:1.58	0.596	-0.01	22.03	23.00	1.250	0.745	22.1
Bottom side	20	QPSK 50RB_50	40640/2595	1:1.58	0.548	-0.03	22.13	23.00	1.222	0.670	22.1
Bottom side	20	QPSK 50RB_50	40890/2620	1:1.58	0.543	0.01	22.00	23.00	1.259	0.684	22.1
Bottom side	20	QPSK 50RB_50	41140/2645	1:1.58	0.576	-0.02	22.25	23.00	1.189	0.685	22.1
Hotspot Test data (Separate 5mm 100%RB)											
Front side	20	QPSK 100RB_0	40140/2545	1:1.58	0.452	0.05	22.11	23.00	1.227	0.555	22.1
Back side	20	QPSK 100RB_0	40140/2545	1:1.58	0.627	-0.03	22.11	23.00	1.227	0.770	22.1
Bottom side	20	QPSK 100RB_0	40140/2545	1:1.58	0.752	-0.08	22.11	23.00	1.227	0.923	22.1

Table 37: SAR of LTE Band 41 for Head, Body(original report ZR/2020/8000406).

Test position	BW.	Test mode	Test Ch./Freq.	Duty Cycle	SAR (W/kg)1-g	Power Drift(dB)	Conducted power(dBm)	Tune up Limit(dBm)	Scaled factor	Scaled SAR(W/kg)	Liquid Temp.
Head Test data(1RB)											
Left cheek	20	QPSK 1RB_99	40140/2545	1:1.58	0.094	-0.18	23.24	24.00	1.191	0.111	22.1
Body worn Test data (Separate 5mm 100%RB) sensor on											
Back side	20	QPSK 1RB_99	40140/2545	1:1.58	0.771	0.01	23.24	24.00	1.191	0.918	22.1
Hotspot Test data (Separate 5mm 50%RB)											
Back side	20	QPSK 1RB_99	40640/2595	1:1.58	0.732	0.07	22.96	24.00	1.271	0.930	22.1

Table 38: SAR of LTE Band 41 for Head, Body(Variant).

Note:

- The maximum Scaled SAR value is marked in bold. Graph results refer to Appendix B.
- Per KDB447498 D01, testing of other required channels within the operating mode of a frequency band is not required when the reported 1-g or 10-g SAR for the mid-band or highest output power channel is:
 - ≤ 0.8W/kg for 1-g or 2.0W/kg for 10-g respectively, when the transmission band is ≤ 100MHz.
 - ≤ 0.6 W/kg or 1.5 W/kg, for 1-g or 10-g respectively, when the transmission band is between 100 MHz and 200 MHz.
 - ≤ 0.4 W/kg or 1.0 W/kg, for 1-g or 10-g respectively, when the transmission band is ≥ 200 MHz.



Unless otherwise agreed in writing, this document is issued by the Company subject to its General Conditions of Service printed overleaf, available on request or accessible at <http://www.sgs.com/en/Terms-and-Conditions.aspx> and, for electronic format documents, subject to Terms and Conditions for Electronic Documents at <http://www.sgs.com/en/Terms-and-Conditions/Terms-e-Documents.aspx>. Attention is drawn to the limitation of liability, indemnification and jurisdiction issues defined therein. Any holder of this document is advised that information contained hereon reflects the Company's findings at the time of its intervention only and within the limits of Client's instructions, if any. The Company's sole responsibility is to its Client and this document does not exonerate parties to a transaction from exercising all their rights and obligations under the transaction documents. This document cannot be reproduced except in full, without prior written approval of the Company. Any unauthorized alteration, forgery or falsification of the content or appearance of this document is unlawful and offenders may be prosecuted to the fullest extent of the law. Unless otherwise stated the results shown in this test report refer only to the sample(s) tested and such sample(s) are retained for 30 days only.

Attention: To check the authenticity of testing /inspection report & certificate, please contact us at telephone: (86-755) 8307 1443, or email: CN.Doccheck@sgs.com
No.1 Workshop, M-10, Middle Section, Science & Technology Park, Shenzhen, China 518057 t (86-755) 26012053 f (86-755) 26710594 www.sgs.com.cn
中国·深圳·科技园中区M-10栋一号厂房 邮编: 518057 t (86-755) 26012053 f (86-755) 26710594 sgs.china@sgs.com

8.3.13 SAR Result of WIFI 2.4G

Test position	Test mode	Test Ch./Freq.	Duty Cycle	Duty Cycle Scaled factor	SAR (W/kg)1-g	Power drift(dB)	Conducted power(dBm)	Tune up Limit(dBm)	Scaled factor	Scaled SAR(W/kg)	Liquid Temp.
Head Test data											
Left cheek	802.11b	11/2462	99.26%	1.007	0.896	0.07	18.13	19.00	1.222	1.095	22.0
Left cheek-repeat	802.11b	11/2462	99.26%	1.007	0.843	0.07	18.13	19.00	1.222	1.030	22.0
Left tilted	802.11b	11/2462	99.26%	1.007	0.644	0.03	18.13	19.00	1.222	0.787	22.0
Right cheek	802.11b	11/2462	99.26%	1.007	0.304	0.01	18.13	19.00	1.222	0.371	22.0
Right tilted	802.11b	11/2462	99.26%	1.007	0.185	0.05	18.13	19.00	1.222	0.226	22.0
Left cheek	802.11b	6/2437	99.26%	1.007	0.806	0.01	18.10	19.00	1.230	0.992	22.0
Left cheek	802.11b	1/2412	99.26%	1.007	0.785	0.01	18.09	19.00	1.233	0.968	22.0
Body worn Test data (Separate 5mm)											
Front side	802.11b	11/2462	99.26%	1.007	0.317	0.03	18.87	19.50	1.156	0.366	22.0
Back side	802.11b	11/2462	99.26%	1.007	0.754	0.04	18.87	19.50	1.156	0.872	22.0
Back side	802.11b	6/2437	99.26%	1.007	0.658	0.06	18.79	19.50	1.178	0.775	22.0
Back side	802.11b	1/2412	99.26%	1.007	0.687	0.06	18.74	19.50	1.191	0.818	22.0
Hotspot Test data (Separate 5mm)											
Front side	802.11b	11/2462	99.26%	1.007	0.317	0.03	18.87	19.50	1.156	0.366	22.0
Back side	802.11b	11/2462	99.26%	1.007	0.754	0.04	18.87	19.50	1.156	0.872	22.0
Right side	802.11b	11/2462	99.26%	1.007	0.217	0.03	18.87	19.50	1.156	0.251	22.0
Top side	802.11b	11/2462	99.26%	1.007	0.387	-0.05	18.87	19.50	1.156	0.447	22.0
Back side	802.11b	6/2437	99.26%	1.007	0.658	0.06	18.79	19.50	1.178	0.775	22.0
Back side	802.11b	1/2412	99.26%	1.007	0.687	0.06	18.74	19.50	1.191	0.818	22.0

Table 39: SAR of WIFI 2.4G for Head and Body(original report ZR/2020/8000406).

Note:

- 1) The maximum Scaled SAR value is marked in bold. Graph results refer to Appendix B.
- 2) When the highest reported SAR for the initial test configuration is adjusted by the ratio of the subsequent test configuration to initial test configuration specified maximum output power and the adjusted SAR is ≤ 1.2 W/kg, SAR test for the other 802.11 modes are not required.

Test Position	Channel/ Frequency	Measured SAR (1g)	1 st Repeated	Ratio	2 nd Repeated	3 rd Repeated
	(MHz)		SAR (1g)		SAR (1g)	SAR (1g)
Left cheek	11/2462	0.896	0.843	1.063	N/A	N/A

Note: 1) When the original highest measured SAR is ≥ 0.80 W/kg, the measurement was repeated once.

2) A second repeated measurement was performed only if the ratio of largest to smallest SAR for the original and first repeated measurements was > 1.20 or when the original or repeated measurement was ≥ 1.45 W/kg ($\sim 10\%$ from the 1-g SAR limit).

3) A third repeated measurement was performed only if the original, first or second repeated measurement was ≥ 1.5 W/kg and the ratio of largest to smallest SAR for the original, first and second repeated measurements is > 1.20 .

4) Repeated measurements are not required when the original highest measured SAR is < 0.80 W/kg



Unless otherwise agreed in writing, this document is issued by the Company subject to its General Conditions of Service printed overleaf, available on request or accessible at <http://www.sgs.com/en/Terms-and-Conditions.aspx> and, for electronic format documents, subject to Terms and Conditions for Electronic Documents at <http://www.sgs.com/en/Terms-and-Conditions/Terms-e-Document.aspx>. Attention is drawn to the limitation of liability, indemnification and jurisdiction issues defined therein. Any holder of this document is advised that information contained hereon reflects the Company's findings at the time of its intervention only and within the limits of Client's instructions, if any. The Company's sole responsibility is to its Client and this document does not exonerate parties to a transaction from exercising all their rights and obligations under the transaction documents. This document cannot be reproduced except in full, without prior written approval of the Company. Any unauthorized alteration, forgery or falsification of the content or appearance of this document is unlawful and offenders may be prosecuted to the fullest extent of the law. Unless otherwise stated the results shown in this test report refer only to the sample(s) tested and such sample(s) are retained for 30 days only.

Attention: To check the authenticity of testing /inspection report and certificate, please contact us at telephone: (86-755) 8307 1443, or email: CN.Doccheck@sgs.com
No.1 Workshop, M-10, Middle Section, Science & Technology Park, Shenzhen, China 518057 t (86-755) 26012053 f (86-755) 26710594 www.sgsgroup.com.cn
中国·深圳·科技园中区M-10栋一号厂房 邮编: 518057 t (86-755) 26012053 f (86-755) 26710594 sgs.china@sgs.com

8.3.14 SAR Result of WIFI 5G

Test position	Test mode	Test Ch./Freq.	Duty Cycle	Duty Cycle Scaled factor	SAR (W/kg)1-g	Power drift(dB)	Conducted power(dBm)	Tune up Limit(dBm)	Scaled factor	Scaled SAR(W/kg)	Liquid Temp.
Head Test data of U-NII-2A											
Left cheek	802.11a	60/5300	97.81%	1.022	0.359	0.12	17.73	18.00	1.064	0.391	22.2
Left tilted	802.11a	60/5300	97.81%	1.022	0.646	0.05	17.73	18.00	1.064	0.703	22.2
Right cheek	802.11a	60/5300	97.81%	1.022	0.425	0.02	17.73	18.00	1.064	0.462	22.2
Right tilted	802.11a	60/5300	97.81%	1.022	0.548	0.06	17.73	18.00	1.064	0.596	22.2
Head Test data of U-NII-2C											
Left cheek	802.11a	116/5580	97.81%	1.022	0.344	0.03	17.42	18.00	1.143	0.402	22.2
Left tilted	802.11a	116/5580	97.81%	1.022	0.648	0.06	17.42	18.00	1.143	0.757	22.2
Right cheek	802.11a	116/5580	97.81%	1.022	0.522	0.04	17.42	18.00	1.143	0.610	22.2
Right tilted	802.11a	116/5580	97.81%	1.022	0.674	0.05	17.42	18.00	1.143	0.788	22.2
Head Test data of U-NII-3											
Left cheek	802.11a	157/5785	97.81%	1.022	0.372	0.07	17.62	18.00	1.091	0.415	22.2
Left tilted	802.11a	157/5785	97.81%	1.022	0.644	0.06	17.62	18.00	1.091	0.719	22.2
Right cheek	802.11a	157/5785	97.81%	1.022	0.433	0.06	17.62	18.00	1.091	0.483	22.2
Right tilted	802.11a	157/5785	97.81%	1.022	0.594	0.05	17.62	18.00	1.091	0.663	22.2
Body worn Test data of U-NII-2A (Separate 5mm)											
Front side	802.11a	60/5300	97.81%	1.022	0.219	-0.05	17.73	18.00	1.064	0.238	22.2
Back side	802.11a	60/5300	97.81%	1.022	0.547	-0.01	17.73	18.00	1.064	0.595	22.2
Body worn Test data of U-NII-2C(Separate 5mm)											
Front side	802.11a	116/5580	97.81%	1.022	0.204	0.03	17.42	18.00	1.143	0.238	22.2
Back side	802.11a	116/5580	97.81%	1.022	0.661	0.02	17.42	18.00	1.143	0.772	22.2
Body worn Test data of U-NII-3(Separate 5mm)											
Front side	802.11a	157/5785	97.81%	1.022	0.211	0.07	17.62	18.00	1.091	0.235	22.2
Back side	802.11a	157/5785	97.81%	1.022	0.625	-0.04	17.62	18.00	1.091	0.697	22.2
Hotspot Test data of U-NII-1(Separate 5mm)											
Front side	802.11a	40/5200	97.81%	1.022	0.138	0.03	16.59	17.00	1.099	0.155	22.2
Back side	802.11a	40/5200	97.81%	1.022	0.365	0.07	16.59	17.00	1.099	0.410	22.2
Right side	802.11a	40/5200	97.81%	1.022	0.062	0.04	16.59	17.00	1.099	0.070	22.2
Top side	802.11a	40/5200	97.81%	1.022	0.864	-0.04	16.59	17.00	1.099	0.971	22.2
Top side	802.11a	36/5180	97.81%	1.022	0.818	0.04	16.36	17.00	1.159	0.969	22.2
Top side	802.11a	48/5240	97.81%	1.022	0.812	-0.06	16.34	17.00	1.164	0.966	22.2
Hotspot Test data of U-NII-3 (Separate 5mm)											
Front side	802.11a	157/5785	97.81%	1.022	0.133	0.04	15.59	16.00	1.099	0.149	22.2
Back side	802.11a	157/5785	97.81%	1.022	0.515	0.03	15.59	16.00	1.099	0.579	22.2
Right side	802.11a	157/5785	97.81%	1.022	0.135	0.01	15.59	16.00	1.099	0.152	22.2
Top side	802.11a	157/5785	97.81%	1.022	0.835	0.00	15.59	16.00	1.099	0.938	22.2
Top side	802.11a	149/5745	97.81%	1.022	0.797	0.08	15.56	16.00	1.107	0.902	22.2
Top side	802.11a	165/5825	97.81%	1.022	0.940	0.07	15.52	16.00	1.117	1.073	22.2
Top side-repeat	802.11a	165/5825	97.81%	1.022	0.938	-0.01	15.52	16.00	1.117	1.071	22.2
Test position	Test mode	Test Ch./Freq.	Duty Cycle	Duty Cycle Scaled factor	SAR (W/kg)10-g	Power drift(dB)	Conducted power(dBm)	Tune up Limit(dBm)	Scaled factor	Scaled SAR(W/kg)	Liquid Temp.
Product specific 10gSAR Test data of U-NII-2A(Separate 0mm)											
Front side	802.11a	60/5300	97.81%	1.022	0.243	0.08	17.73	18.00	1.064	0.264	22.2
Back side	802.11a	60/5300	97.81%	1.022	0.444	0.02	17.73	18.00	1.064	0.483	22.2



Unless otherwise agreed in writing, this document is issued by the Company subject to its General Conditions of Service printed overleaf, available on request or accessible at <http://www.sgs.com/en/Terms-and-Conditions.aspx> and, for electronic format documents, subject to Terms and Conditions for Electronic Documents at <http://www.sgs.com/en/Terms-and-Conditions/Terms-e-Document.aspx>. Attention is drawn to the limitation of liability, indemnification and jurisdiction issues defined therein. Any holder of this document is advised that information contained hereon reflects the Company's findings at the time of its intervention only and within the limits of Client's instructions, if any. The Company's sole responsibility is to its Client and this document does not exonerate parties to a transaction from exercising all their rights and obligations under the transaction documents. This document cannot be reproduced except in full, without prior written approval of the Company. Any unauthorized alteration, forgery or falsification of the content or appearance of this document is unlawful and offenders may be prosecuted to the fullest extent of the law. Unless otherwise stated the results shown in this test report refer only to the sample(s) tested and such sample(s) are retained for 30 days only.

Attention: To check the authenticity of testing/inspection report & certificate, please contact us at telephone: (86-755) 8307 1443, or email: CN.Doccheck@sgs.com
No.1 Workshop, M-10, Middle Section, Science & Technology Park, Shenzhen, China 518057 t (86-755) 26012053 f (86-755) 26710594 www.sgs.com
中国·深圳·科技园中区M-10栋一号厂房 邮编: 518057 t (86-755) 26012053 f (86-755) 26710594 sgs.china@sgs.com

Right side	802.11a	60/5300	97.81%	1.022	0.097	0.01	17.73	18.00	1.064	0.106	22.2
Top side	802.11a	60/5300	97.81%	1.022	1.370	0.04	17.73	18.00	1.064	1.491	22.2
Product specific 10gSAR Test data of U-NII-2C(Separate 0mm)											
Front side	802.11a	116/5580	97.81%	1.022	0.257	0.01	17.42	18.00	1.143	0.300	22.2
Back side	802.11a	116/5580	97.81%	1.022	0.413	0.09	17.42	18.00	1.143	0.483	22.2
Right side	802.11a	116/5580	97.81%	1.022	0.157	0.01	17.42	18.00	1.143	0.183	22.2
Top side	802.11a	116/5580	97.81%	1.022	1.110	0.16	17.42	18.00	1.143	1.297	22.2

Table 40: SAR of WIFI 5G for Head, Body and Product specific 10g SAR(original report ZR/2020/8000406).
Note:

- 1) The maximum Scaled SAR value is marked in bold. Graph results refer to Appendix B.
- 2) When the highest reported SAR for the initial test configuration is adjusted by the ratio of the subsequent test configuration to initial test configuration specified maximum output power and the adjusted SAR is ≤ 1.2 W/kg, SAR test for the other 802.11 modes are not required.

Test Position	Channel/ Frequency	Measured SAR (1g)	1 st Repeated	Ratio	2 nd Repeated	3 rd Repeated
	(MHz)		SAR (1g)		SAR (1g)	SAR (1g)
Top side	165/5825	0.940	0.938	1.002	N/A	N/A

Note: 1) When the original highest measured SAR is ≥ 0.80 W/kg, the measurement was repeated once.

2) A second repeated measurement was performed only if the ratio of largest to smallest SAR for the original and first repeated measurements was > 1.20 or when the original or repeated measurement was ≥ 1.45 W/kg ($\sim 10\%$ from the 1-g SAR limit).

3) A third repeated measurement was performed only if the original, first or second repeated measurement was ≥ 1.5 W/kg and the ratio of largest to smallest SAR for the original, first and second repeated measurements is > 1.20 .

4) Repeated measurements are not required when the original highest measured SAR is < 0.80 W/kg



8.3.15 SAR Result of BT

Test position	Test mode	Test Ch./Freq.	Duty Cycle	Duty Cycle Scaled factor	SAR (W/kg) 1-g	Power drift (dB)	Conducted power (dBm)	Tune up Limit (dBm)	Scaled factor	Scaled SAR (W/kg)	Liquid Temp.
Head Test data											
Left cheek	DH5	0/2402	81.60%	1.225	0.091	0.02	12.83	13.50	1.167	0.106	22.0
Left tilted	DH5	0/2402	81.60%	1.225	0.082	0.03	12.83	13.50	1.167	0.096	22.0
Right cheek	DH5	0/2402	81.60%	1.225	0.012	0.01	12.83	13.50	1.167	0.014	22.0
Right tilted	DH5	0/2402	81.60%	1.225	0.011	0.02	12.83	13.50	1.167	0.013	22.0
Hotspot Test data (Separate 5mm)											
Front side	DH5	0/2402	81.60%	1.225	0.012	0.03	12.83	13.50	1.167	0.014	22
Back side	DH5	0/2402	81.60%	1.225	0.051	-0.09	12.83	13.50	1.167	0.060	22
Right side	DH5	0/2402	81.60%	1.225	0.010	0.03	12.83	13.50	1.167	0.012	22
Top side	DH5	0/2402	81.60%	1.225	0.012	0.04	12.83	13.50	1.167	0.014	22

Table 41: SAR of BT for Head and Body.

Note:

- 1) The maximum Scaled SAR value is marked in bold. Graph results refer to Appendix B.
- 2) Per KDB447498 D01, testing of other required channels within the operating mode of a frequency band is not required when the reported 1-g or 10-g SAR for the mid-band or highest output power channel is:
 - $\leq 0.8\text{W/kg}$ for 1-g or 2.0W/kg for 10-g respectively, when the transmission band is $\leq 100\text{MHz}$.
 - $\leq 0.6\text{ W/kg}$ or 1.5 W/kg , for 1-g or 10-g respectively, when the transmission band is between 100 MHz and 200 MHz.
 - $\leq 0.4\text{ W/kg}$ or 1.0 W/kg , for 1-g or 10-g respectively, when the transmission band is $\geq 200\text{ MHz}$.



Unless otherwise agreed in writing, this document is issued by the Company subject to its General Conditions of Service printed overleaf, available on request or accessible at <http://www.sgs.com/en/Terms-and-Conditions.aspx> and, for electronic format documents, subject to Terms and Conditions for Electronic Documents at <http://www.sgs.com/en/Terms-and-Conditions/Terms-e-Documents.aspx>. Attention is drawn to the limitation of liability, indemnification and jurisdiction issues defined therein. Any holder of this document is advised that information contained hereon reflects the Company's findings at the time of its intervention only and within the limits of Client's instructions, if any. The Company's sole responsibility is to its Client and this document does not exonerate parties to a transaction from exercising all their rights and obligations under the transaction documents. This document cannot be reproduced except in full, without prior written approval of the Company. Any unauthorized alteration, forgery or falsification of the content or appearance of this document is unlawful and offenders may be prosecuted to the fullest extent of the law. Unless otherwise stated the results shown in this test report refer only to the sample(s) tested and such sample(s) are retained for 30 days only.

Attention: To check the authenticity of testing /inspection report & certificate, please contact us at telephone: (86-755) 8307 1443, or email: CN.Doccheck@sgs.com
No.1 Workshop, M-10, Middle Section, Science & Technology Park, Shenzhen, China 518057 t (86-755) 26012053 f (86-755) 26710594 www.sgsgroup.com.cn
中国·深圳·科技园中区M-10栋一号厂房 邮编: 518057 t (86-755) 26012053 f (86-755) 26710594 sgs.china@sgs.com

8.4 Multiple Transmitter Evaluation

8.4.1 Simultaneous SAR test evaluation

• Simultaneous Transmission Possibilities

NO.	Simultaneous Tx Combination	Head	Body	Hotspot	Product Specific 10-g (0mm)
1	WWAN + WiFi 2.4G	Yes	Yes	Yes	Yes
2	WWAN + WiFi 5G	Yes	Yes	Yes	Yes
3	WWAN + WiFi 5G + BT	Yes	Yes	Yes	Yes

Note:

- 1) WiFi 2.4G and Bluetooth can't transmit simultaneously.
- 2) The device does not support DTM function.



Unless otherwise agreed in writing, this document is issued by the Company subject to its General Conditions of Service printed overleaf, available on request or accessible at <http://www.sgs.com/en/Terms-and-Conditions.aspx> and, for electronic format documents, subject to Terms and Conditions for Electronic Documents at <http://www.sgs.com/en/Terms-and-Conditions/Terms-e-Document.aspx>. Attention is drawn to the limitation of liability, indemnification and jurisdiction issues defined therein. Any holder of this document is advised that information contained hereon reflects the Company's findings at the time of its intervention only and within the limits of Client's instructions, if any. The Company's sole responsibility is to its Client and this document does not exonerate parties to a transaction from exercising all their rights and obligations under the transaction documents. This document cannot be reproduced except in full, without prior written approval of the Company. Any unauthorized alteration, forgery or falsification of the content or appearance of this document is unlawful and offenders may be prosecuted to the fullest extent of the law. Unless otherwise stated the results shown in this test report refer only to the sample(s) tested and such sample(s) are retained for 30 days only.

Attention: To check the authenticity of testing /inspection report & certificate, please contact us at telephone: (86-755) 8307 1443, or email: CN.Doccheck@sgs.com

8.4.2 Simultaneous Transmission SAR Summation Scenario

Test position		1												2	3	4	1+2	1+3	1+3+4	SPLSR No.
		Main Antenna SARmax (W/kg)												WiFi Antenna SARmax (W/kg)			Summed 1g SARmax (W/kg)	Summed 1g SARmax (W/kg)	Summed 1g SARmax (W/kg)	
		GSM850	GSM1900	WCDMA Band II	WCDMA Band IV	WCDMA Band V	LTE Band 2	LTE Band 4	LTE Band 5	LTE Band 7	LTE Band 26	LTE Band 38	LTE Band 41	WLAN 2.4G	WLAN 5G	BT				
Head	Left Touch	0.324	0.042	0.087	0.182	0.249	0.132	0.129	0.313	0.389	0.198	0.214	0.206	1.095	0.415	0.106	1.484	0.804	0.910	NA
	Left Tilt	0.164	0.054	0.115	0.165	0.185	0.119	0.134	0.140	0.204	0.126	0.106	0.107	0.787	0.757	0.096	0.991	0.961	1.057	NA
	Right Touch	0.169	0.057	0.131	0.217	0.324	0.178	0.202	0.158	0.306	0.302	0.177	0.166	0.371	0.610	0.014	0.695	0.934	0.948	NA
	Right Tilt	0.323	0.035	0.112	0.111	0.199	0.122	0.101	0.128	0.273	0.137	0.156	0.135	0.226	0.788	0.013	0.549	1.111	1.124	NA
Body 5mm	Front	0.713	0.490	0.511	0.754	0.603	0.565	0.937	0.557	1.154	0.465	0.968	0.884	0.366	0.238	0.014	1.520	1.392	1.406	NA
	Back	1.437	1.370	1.224	1.444	1.189	1.236	1.320	1.375	1.233	1.338	1.219	1.178	0.872	0.772	0.060	2.316	2.216	2.276	1#
Hotspot 5mm	Front	0.778	0.444	0.511	0.754	0.603	0.565	0.937	0.557	1.095	0.465	0.968	0.884	0.366	0.155	0.014	1.461	1.250	1.264	NA
	Back	1.243	0.957	1.224	1.444	1.189	1.192	1.298	1.375	1.163	1.338	1.219	1.178	0.872	0.579	0.060	2.316	2.023	2.083	2#
	Left	0.296	0.090	0.105	0.082	0.289	0.090	0.073	0.244	0.642	0.194	0.604	0.703	/	/	/	/	/	/	NA
	Right	0.441	0.059	0.068	0.096	0.372	0.053	0.101	0.323	/	0.256	/	/	0.251	0.152	0.012	0.692	0.593	0.605	NA
	Top	/	/	/	/	/	/	/	/	/	/	/	/	0.447	1.073	0.014	0.447	1.073	1.087	NA
	Bottom	0.512	1.292	1.372	1.319	0.662	1.324	1.394	0.530	1.138	0.409	0.961	1.070	/	/	/	/	/	/	NA
Test position		Main Antenna SARmax (W/kg)												WiFi Antenna SARmax (W/kg)			Summed 10g SARmax	Summed 10g SARmax	Summed 10g SARmax	SPLSR No.
		GSM850	GSM1900	WCDMA Band II	WCDMA Band IV	WCDMA Band V	LTE Band 2	LTE Band 4	LTE Band 5	LTE Band 7	LTE Band 26	LTE Band 38	LTE Band 41	WLAN 2.4G	WLAN 5G	BT				
Product Specific 10-g SAR	Front	/	/	1.303	1.734	/	1.380	1.645	/	2.507	/	/	/	/	0.300	/	/	2.807	/	NA
	Back	0.846	0.945	2.307	3.336	/	2.531	3.277	1.417	2.794	1.372	2.013	/	/	0.483	/	/	3.819	/	NA
	Left	/	/	/	/	/	/	/	/	1.528	/	/	/	/	/	/	/	/	/	NA
	Right	/	/	/	/	/	/	/	/	/	/	/	/	/	0.183	/	/	0.183	/	NA
	Top	/	/	/	/	/	/	/	/	/	/	/	/	/	1.491	/	/	1.491	/	NA
	Bottom	/	1.469	3.372	2.358	/	3.037	2.748	/	1.863	/	/	/	/	/	/	/	/	/	NA

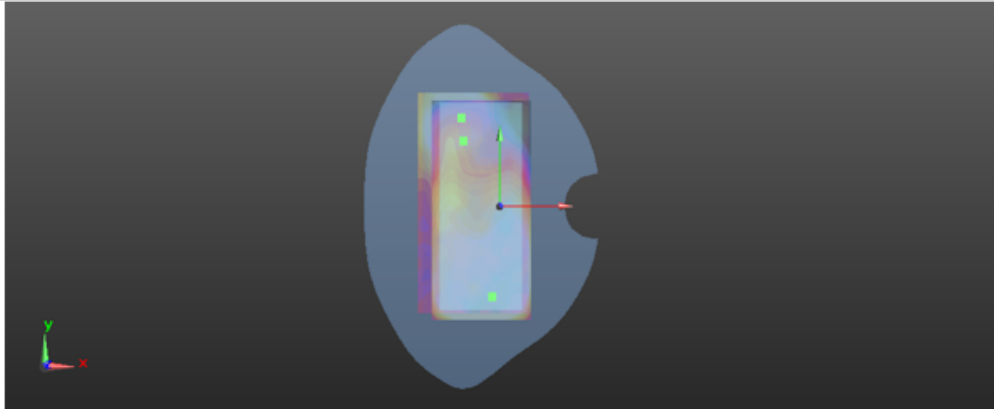
8.4.3 SPLSR Evaluation and Analysis

According to KDB447498 D01, When the sum of SAR is larger than the limit, SAR test exclusion is determined by the SAR to peak location separation ratio(SPLSR). When the SAR to peak location ratio for each pair of antennas is $\leq 1-g$ 0.04 and 10-g 0.10, simultaneous SAR evaluation is not required. When SAR is measured for both antennas in the pair, the peak location separation distance is computed by the following formula:

$$\text{Distance}_{T_{X1}-T_{X2}} = R_i = \sqrt{(x_1 - x_2)^2 + (y_1 - y_2)^2 + (z_1 - z_2)^2}$$

$$\text{SPLS Ratio} = (\text{SAR}_1 + \text{SAR}_2)^{1.5} / R_i$$

Case No.	Position	Band	SAR (W/kg)	SAR peak location (cm)			3D distance (mm)	Summed SAR (W/kg)	SPLSR Results	Simultaneous SAR
				X	Y	Z				
1#	Back side	WCDMA Band IV	1.444	13.7	-70.3	-2.37	132.159	2.316	0.03	Not Required
		Wi-Fi 2.4G	0.872	-18	58	-2.71				

Case No.	Position	Band	SAR (W/kg)	SAR peak location (cm)			3D distance (mm)	Summed SAR (W/kg)	SPLSR Results	Simultaneous SAR
				X	Y	Z				
2#	Back side	WCDMA Band IV	1.444	13.7	-70.3	-2.37	144.973	2.216	0.02	Not Required
		Wi-Fi 5G	0.772	-16.4	71.5	-0.38				
		Bluetooth	0.060	-13.8	57.4	-2.99				
		WCDMA Band IV	1.444	13.7	-70.3	-2.37	130.629	1.504	NA	Not Required
		Bluetooth	0.060	-13.8	57.4	-2.99				
		Wi-Fi 5G	0.772	-16.4	71.5	-0.38	14.573	0.832	NA	Not Required
										

9 Equipment list

Test Platform		SPEAG DASY5 Professional				
Description		SAR Test System (Frequency range 300MHz-6GHz)				
Software Reference		DASY52 52.8.8(1258); SEMCAD X 14.6.10(7373)				
Hardware Reference						
Equipment		Manufacturer	Model	Serial Number	Calibration Date	Due date of calibration
<input checked="" type="checkbox"/>	Twin Phantom	SPEAG	SAM 10	1563	NCR	NCR
<input checked="" type="checkbox"/>	Twin Phantom	SPEAG	SAM 11	1410	NCR	NCR
<input checked="" type="checkbox"/>	DAE	SPEAG	DAE4	1267	2020-06-12	2021-06-11
<input checked="" type="checkbox"/>	E-Field Probe	SPEAG	EX3DV4	3793	2020-05-09	2021-05-08
<input checked="" type="checkbox"/>	Validation Kits	SPEAG	D835V2	4d105	2019-12-17	2022-12-16
<input checked="" type="checkbox"/>	Validation Kits	SPEAG	D1750V2	1149	2019-05-21	2022-05-20
<input checked="" type="checkbox"/>	Validation Kits	SPEAG	D1900V2	5d028	2019-12-17	2022-12-16
<input checked="" type="checkbox"/>	Validation Kits	SPEAG	D2600V2	1125	2019-05-20	2022-05-19
<input checked="" type="checkbox"/>	Agilent Network Analyzer	Agilent	E5071C	MY46523590	2020-04-02	2021-04-01
<input checked="" type="checkbox"/>	Dielectric Probe Kit	Agilent	85070E	US01440210	NCR	NCR
<input checked="" type="checkbox"/>	Radio Communication Analyzer	Anritsu Corporation	MT8820C	6201010267	2020-04-02	2021-04-01
<input checked="" type="checkbox"/>	Universal Radio Communication Tester	R&S	CMW500	124587	2020-04-02	2021-04-01
<input checked="" type="checkbox"/>	RF Bi-Directional Coupler	Agilent	86205-60001	MY31400031	NCR	NCR
<input checked="" type="checkbox"/>	Signal Generator	Agilent	N5171B	MY53050736	2020-04-15	2021-04-14
<input checked="" type="checkbox"/>	Preamplifier	Mini-Circuits	ZHL-42W	15542	NCR	NCR
<input checked="" type="checkbox"/>	Preamplifier	Compliance Directions Systems Inc.	AMP28-3W	073501433	NCR	NCR
<input checked="" type="checkbox"/>	Power Meter	Agilent	E4416A	GB41292095	2020-04-15	2021-04-14
<input checked="" type="checkbox"/>	Power Sensor	Agilent	8481H	MY41091234	2020-04-15	2021-04-14
<input checked="" type="checkbox"/>	Power Sensor	R&S	NRP-Z92	100025	2020-04-16	2021-04-15
<input checked="" type="checkbox"/>	Speed reading thermometer	MingGao	T809	NA	2020-04-21	2021-04-20
<input checked="" type="checkbox"/>	Humidity and Temperature Indicator	KIMTOKA	KIMTOKA	NA	2020-04-21	2021-04-20

Note: All the equipments are within the valid period when the tests are performed.



Unless otherwise agreed in writing, this document is issued by the Company subject to its General Conditions of Service printed overleaf, available on request or accessible at <http://www.sgs.com/en/Terms-and-Conditions.aspx> and, for electronic format documents, subject to Terms and Conditions for Electronic Documents at <http://www.sgs.com/en/Terms-and-Conditions/Terms-e-Documents.aspx>. Attention is drawn to the limitation of liability, indemnification and jurisdiction issues defined therein. Any holder of this document is advised that information contained hereon reflects the Company's findings at the time of its intervention only and within the limits of Client's instructions, if any. The Company's sole responsibility is to its Client and this document does not exonerate parties to a transaction from exercising all their rights and obligations under the transaction documents. This document cannot be reproduced except in full, without prior written approval of the Company. Any unauthorized alteration, forgery or falsification of the content or appearance of this document is unlawful and offenders may be prosecuted to the fullest extent of the law. Unless otherwise stated the results shown in this test report refer only to the sample(s) tested and such sample(s) are retained for 30 days only.

Attention: To check the authenticity of testing / inspection report & certificate, please contact us at telephone: (86-755) 8307 1443, or email: CN.Doccheck@sgs.com
No.1 Workshop, M-10, Middle Section, Science & Technology Park, Shenzhen, China 518057 t (86-755) 26012053 f (86-755) 26710594 www.sgs.com.cn
中国·深圳·科技园中区M-10栋一号厂房 邮编: 518057 t (86-755) 26012053 f (86-755) 26710594 sgs.china@sgs.com

10 Calibration certificate

Please see the Appendix C

11 Photographs

Please see the Appendix D

Appendix A: Detailed System Check Results

Appendix B: Detailed Test Results

Appendix C: Calibration certificate

Appendix D: Photographs

---END---



Unless otherwise agreed in writing, this document is issued by the Company subject to its General Conditions of Service printed overleaf, available on request or accessible at <http://www.sgs.com/en/Terms-and-Conditions.aspx> and, for electronic format documents, subject to Terms and Conditions for Electronic Documents at <http://www.sgs.com/en/Terms-and-Conditions/Terms-e-Document.aspx>. Attention is drawn to the limitation of liability, indemnification and jurisdiction issues defined therein. Any holder of this document is advised that information contained hereon reflects the Company's findings at the time of its intervention only and within the limits of Client's instructions, if any. The Company's sole responsibility is to its Client and this document does not exonerate parties to a transaction from exercising all their rights and obligations under the transaction documents. This document cannot be reproduced except in full, without prior written approval of the Company. Any unauthorized alteration, forgery or falsification of the content or appearance of this document is unlawful and offenders may be prosecuted to the fullest extent of the law. Unless otherwise stated the results shown in this test report refer only to the sample(s) tested and such sample(s) are retained for 30 days only.

Attention: To check the authenticity of testing /inspection report & certificate, please contact us at telephone: (86-755) 8307 1443, or email: CN.Doccheck@sgs.com
No.1 Workshop, M-10, Middle Section, Science & Technology Park, Shenzhen, China 518057 t (86-755) 26012053 f (86-755) 26710594 www.ssgroup.com.cn
中国·深圳·科技园中区M-10栋一号厂房 邮编: 518057 t (86-755) 26012053 f (86-755) 26710594 sgs.china@sgs.com