

moto g⁹

POWER



read me

en-US | pt-BR | en-US | es-US | pt-BR
en-US | en-US | en-US | en-US | en-US | en-US



motorola

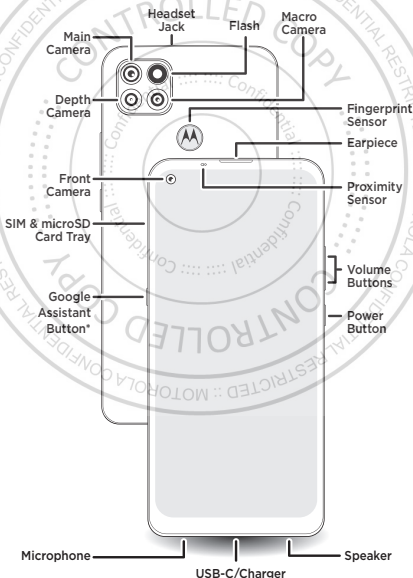
moto g⁹ power

English	3
Language	8



Let's get started

Before using your phone, please read the legal, safety, and regulatory information provided with your product.

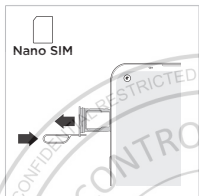


*Press: Say a command or question.

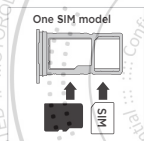
Note: This feature may not be available in all languages.

English

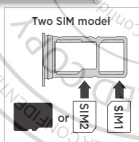
Put in the cards & power on



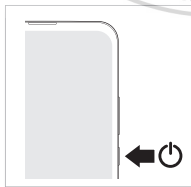
- 1 Insert the SIM tool into the tray hole to pop out the tray. Make sure you use the correct size SIM card and don't cut the SIM card.



- 2 Insert the SIM card(s) with the gold contacts down, then gently push the tray into the slot.



Add a microSD card for additional storage*.



- 3 Press and hold the Power button, then follow the prompts to get started.


*microSD card is optional, sold separately.



Help & more

Get answers, updates, and info:

- **Help is here:** From the home screen, swipe up and tap **Settings** > **Help** to learn how to use your phone and get support.
- **Get more:** Get software, user guides, and more at www.motorola.com/mymotog.
- **Get apps:** Tap **Play Store** to browse and download apps.

Legal information. This guide provides important legal, safety, and regulatory information that you should read before using your product. For the complete legal information, from the home screen swipe up and tap **Settings** > , then type **Legal information**, or visit www.motorola.com/device-legal.

Water repellent. Your phone is not waterproof. For more about your phone's water-repellent design and care, tap **Settings** > **Help**.

Battery safety. To prevent possible burning and injury, the battery in your phone should only be removed by a Motorola-approved service center or similar skilled personnel.

If your phone becomes unresponsive, press and hold the Power button until the screen goes dark and your phone restarts.

Charge your phone using a compatible Motorola charger. Use of other chargers is not recommended. Don't charge your phone in temperatures below -20°C (-4°F) or above 45°C (113°F). For more, see the "Legal information" section of this guide, or visit www.motorola.com/device-legal.

Warning about high volume usage. To prevent possible hearing damage, do not listen at high volume levels for long periods. When your headset volume reaches the high volume threshold, a warning shows. Tap **OK** to dismiss it, or wait one to five seconds, then press the Volume Up button to dismiss the alert and enable the volume to continue to be adjusted.



Disposal & recycling. For help recycling products and packaging responsibly, visit www.motorola.com/recycling.



Extreme heat or cold. Don't use your phone in temperatures below -20°C (-4°F) or above 45°C (113°F). Don't store/transport your phone in temperatures below -20°C (-4°F) or above 60°C (140°F).

Legal disclaimers. Features, services, and applications are network dependent and may not be available in all areas; additional terms/charges may apply. Product specifications and other information contained in this guide are believed to be accurate at the time of printing. Motorola reserves the right to correct or change any information without notice.

Arbitration. Your purchase is governed by a binding arbitration clause. For more information and how to opt-out, see the legal guide that came with your phone.

SAR information (on e-label). To view specific absorption rate (SAR) values for this phone, from the home screen swipe up and tap **Settings** > , then type **Regulatory labels**, from your phone's

dialpad, type ***#07#**, or visit www.motorola.com/sar.

Supported frequencies and power. This phone is capable of operation on the following frequencies, subject to location and network availability.

Model: XT2091-3

Technical specifications.

Model(s)	XT2091-3
Form	Touch screen phone
Band	4G: LTE band 1/2/3/4/5/7/8/18/19/20/26/ 28/38/40/41 3G: WCDMA band 1/2/4/5/8/19 2G: GSM band 2/3/5/8
OS	Android™ Q
CPU	Qualcomm® Snapdragon™ 662 Mobile Processor
Size	172.14 x 76.79 x 9.66mm
Display	6.8" Max Vision display
Camera	64MP (f/1.8, 0.7um), Main Camera 2MP (f/2.4, 1.75um), Macro Camera 2MP (f/2.4, 1.75um), Depth Camera 16MP (f/2.25, 1.0um), Front Camera
Data Transfer	4G: LTE (UL Cat5 / DL Cat13) 3G: UMTS / HSPA+ 2G: GSM / EDGE
Sensor	Fingerprint reader, Proximity sensor, Accelerometer, Ambient Light sensor, Gyroscope, Sensor Hub

Memory	ROM: 128GB RAM: 4GB External memory: up to 512GB
Connection	USB-C Audio: 3.5mm
Browser	Google Chrome
Messaging	SMS, MMS, Duo
Video/Audio	Video Encode: MPEG-4/H.263/H.264/HEVC Video Decode: MPEG-4/H.263/H.264/HEVC/ MPEG-4 Audio Encode: AMR-NB/AMR-WB/ACC Audio Decode: WAV/MP3/AAC/AMR-NB/ AMR-WB/MIDI/Vorbis/ACC-plus v1/AAC-plus v2/FLAC
Battery	6000mAh built-in lithium polymer battery

Copyright & trademarks. MOTOROLA, the stylized M logo, MOTO, and the MOTO family of marks are trademarks or registered trademarks of Motorola Trademark Holdings, LLC. Google, Android, Google Play and other related marks and logos are trademarks of Google LLC. microSD Logo is a trademark of SD-3C, LLC. All other product or service names are the property of their respective owners.

© 2020 Motorola Mobility LLC. All rights reserved.

Product ID: **moto g⁹ power** (Model XT2091-3)

Manual Number:

PLACEHOLDER HEADING



PLACEHOLDER HEADING





motorola.com

