

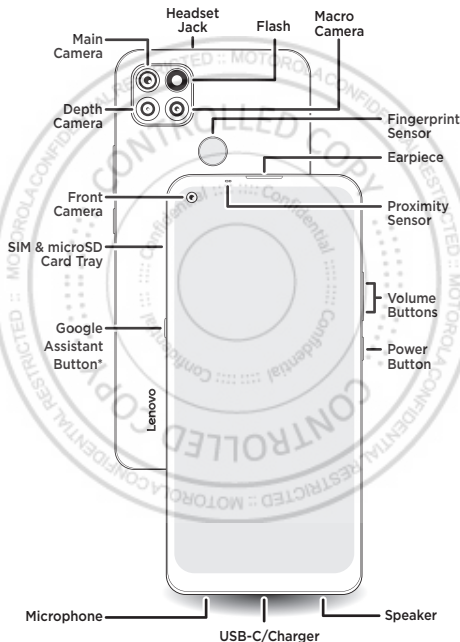
# Lenovo K12

PRO

## Quick Start Guide

### Let's get started

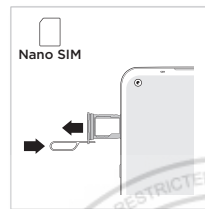
Before using your phone, please read the legal, safety, and regulatory information provided with your product.



\*Press: Say a command or ask a question.

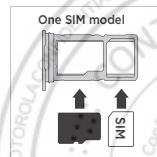
**Note:** This feature may not be available in all languages.

### Put in the cards & power on



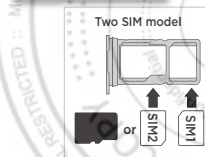
- 1 Insert the SIM tool into the tray hole to pop out the tray.

Make sure you use the correct size SIM card and don't cut the SIM card.

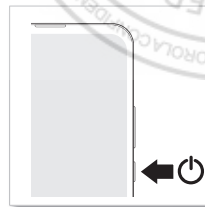


- 2 Insert the SIM card(s) with the gold contacts down, then gently push the tray into the slot.

Add a microSD card for additional storage.\*



- 3 Press and hold the Power button, then follow the prompts to get started.



en-GB

Lenovo

\*microSD card is optional, sold separately.



## Help and more

**Getting publications.** Your user guide contains detailed information about your phone. Get the user guide and more at [lenovomobilesupport.lenovo.com](http://lenovomobilesupport.lenovo.com).

**Legal information.** This guide provides important legal, safety, and regulatory information that you should read before using your product. For the complete legal information, from the home screen swipe up and tap **Settings** > **Q**, then type **Legal information** or visit [lenovomobilesupport.lenovo.com/legal](http://lenovomobilesupport.lenovo.com/legal).

**Water repellent.** Your phone is not waterproof. For more about your phone's water-repellent design and care, see the User Guide.

**Battery safety.** To prevent possible burning and injury, the battery in your phone should only be removed by a Lenovo-approved service center or similar skilled personnel.

If your phone becomes unresponsive, press and hold the Power button until the screen goes dark and your phone restarts. Charge your phone using a compatible Lenovo charger. Use of other chargers is not recommended. Don't charge your phone in temperatures below -20°C (-4°F) or above 45°C (113°F). For more, see the "Legal information" section of this guide, or visit [lenovomobilesupport.lenovo.com/legal](http://lenovomobilesupport.lenovo.com/legal).

**Warning about high volume usage.** To prevent possible hearing damage, do not listen at high volume levels for long periods. When your headset volume reaches the high volume threshold, a warning shows. Tap **OK** to dismiss it, or wait one to five seconds, then press the Volume Up button to dismiss the alert and enable the volume to continue to be adjusted.

**Disposal & recycling.** For help recycling products and packaging responsibly, visit [lenovomobilesupport.lenovo.com/legal](http://lenovomobilesupport.lenovo.com/legal).

**Extreme heat or cold.** Don't use your phone in temperatures below -20°C (-4°F) or above 45°C (113°F). Don't store/transport your phone in temperatures below -20°C (-4°F) or above 60°C (140°F).

**Legal disclaimers.** Features, services and applications are network dependent and may not be available in all areas; additional terms/charges may apply. Product specifications and other information contained in this guide are believed to be accurate at the time of printing. Lenovo reserves the right to correct or change any information without notice.

**Arbitration.** Your purchase is governed by a binding arbitration clause. For more information and how to opt-out, see the legal guide that came with your phone.

**SAR information (on e-label).** To view specific absorption rate (SAR) values for this phone, from the home screen swipe up and tap **Settings** > **Q**, then type **Regulatory labels**, or from your phone's dialpad, type **\*#07#**.

**Copyright & trademarks.** Lenovo and the Lenovo logo are trademarks of Lenovo in the United States, other countries, or both. MOTOROLA, the stylized M logo, MOTO, and the MOTO family of marks are trademarks or registered trademarks of Motorola Trademark Holdings, LLC. microSD Logo is a trademark of SD-3C, LLC. Other company, product, or service names may be trademarks or service marks of others.

Product ID: **Lenovo K12 Pro** (Model XT2091-8)

Manual Number: XXXXXXXXXX-A

© 2020 Lenovo.

Designed and manufactured by/for Motorola Mobility LLC, a wholly owned subsidiary of Lenovo.

### FCC Regulations:

This device complies with part 15 of the FCC Rules. Operation is subject to the following two conditions: (1) This device may not cause harmful interference, and (2) this device must accept any interference received, including interference that may cause undesired operation.

This device has been tested and found to comply with the limits for a Class B digital device, pursuant to Part 15 of the FCC Rules. These limits are designed to provide reasonable protection against harmful interference in a residential installation. This equipment generates, uses and can radiate radio frequency energy and, if not installed and used in accordance with the instructions, may cause harmful interference to radio communications. However, there is no guarantee that interference will not occur in a particular installation. If this equipment does cause harmful interference to radio or television reception, which can be determined by turning the equipment off and on, the user is encouraged to try to correct the interference by one or more of the following measures:

- Reorient or relocate the receiving antenna.
  - Increase the separation between the equipment and receiver.
  - Connect the equipment into an outlet on a circuit different from that to which the receiver is connected.
  - Consult the dealer or an experienced radio/TV technician for help.
- Caution: Changes or modifications not expressly approved by the party responsible for compliance could void the user's authority to operate the equipment.



Lenovo

[www.lenovo.com](http://www.lenovo.com)

