



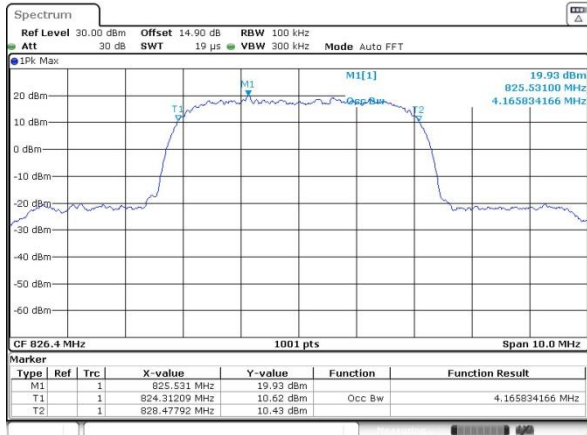
Occupied Bandwidth

Mode	WCDMA Band V	WCDMA Band II	WCDMA Band IV
Mod.	RMC 12.2Kbps	RMC 12.2Kbps	RMC 12.2Kbps
Lowest CH	4.166	4.166	4.166
Middle CH	4.156	4.166	4.156
Highest CH	4.156	4.166	4.166



WCDMA Band V (RMC 12.2Kbps)

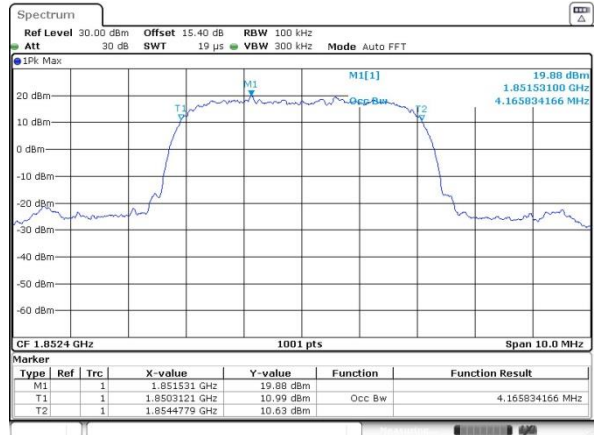
Lowest Channel



Date: 2.DEC.2020 21:15:04

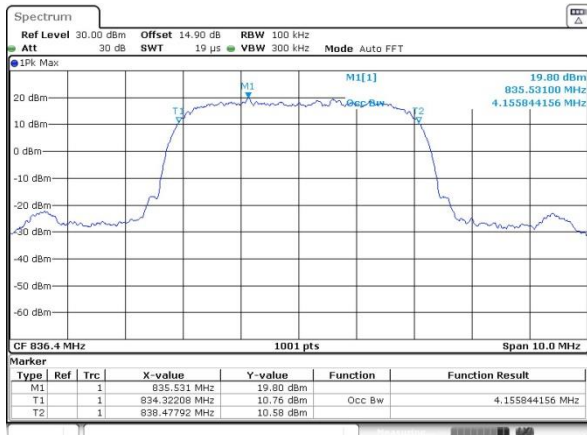
WCDMA Band II (RMC 12.2Kbps)

Lowest Channel



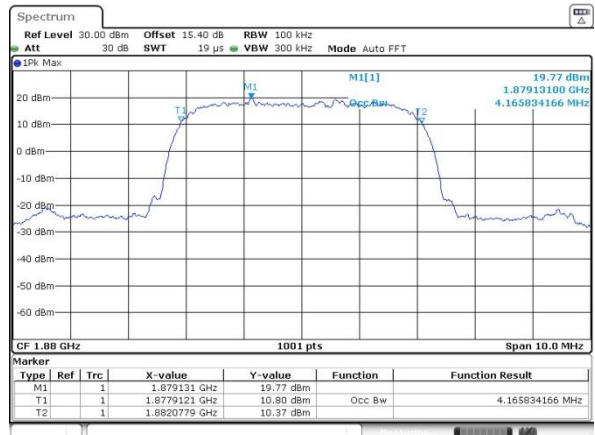
Date: 2.DEC.2020 20:45:34

Middle Channel



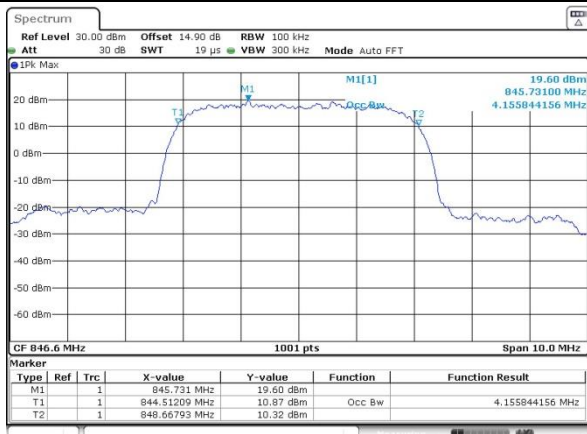
Date: 2.DEC.2020 21:15:41

Middle Channel



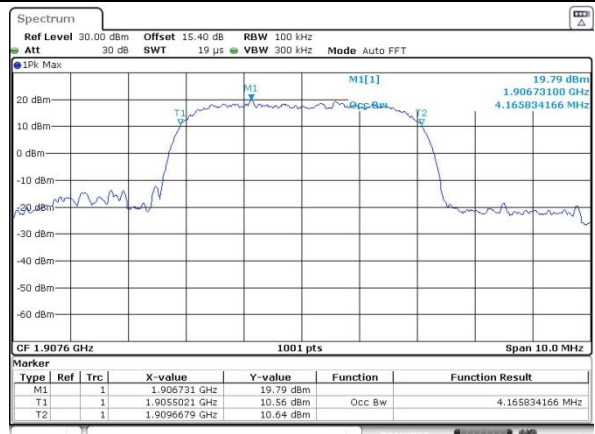
Date: 2.DEC.2020 20:46:10

Highest Channel

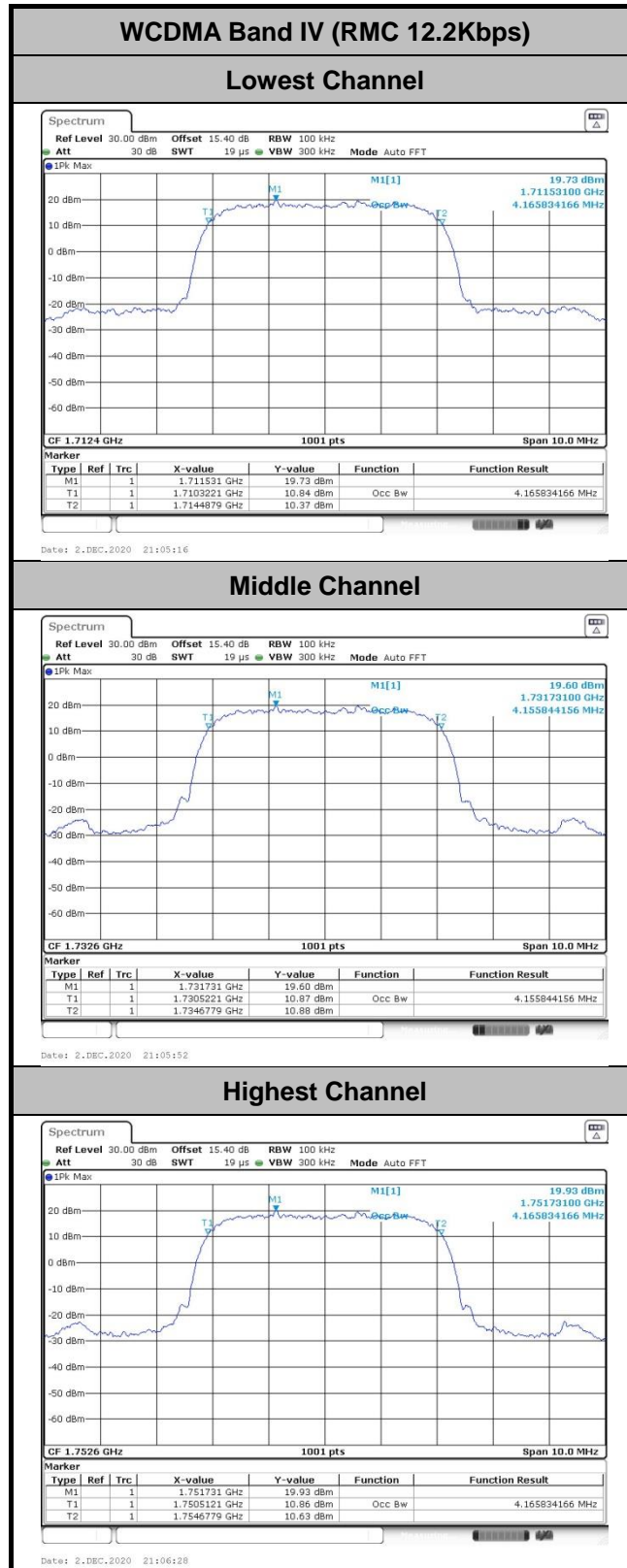


Date: 2.DEC.2020 21:16:17

Highest Channel



Date: 2.DEC.2020 20:46:46



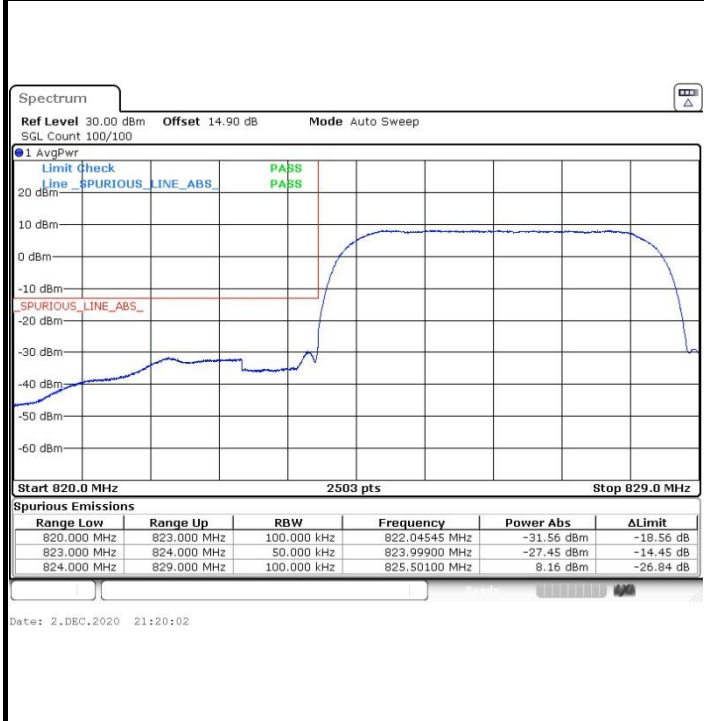


Conducted Band Edge



WCDMA Band V (RMC 12.2Kbps)

Lowest Band Edge

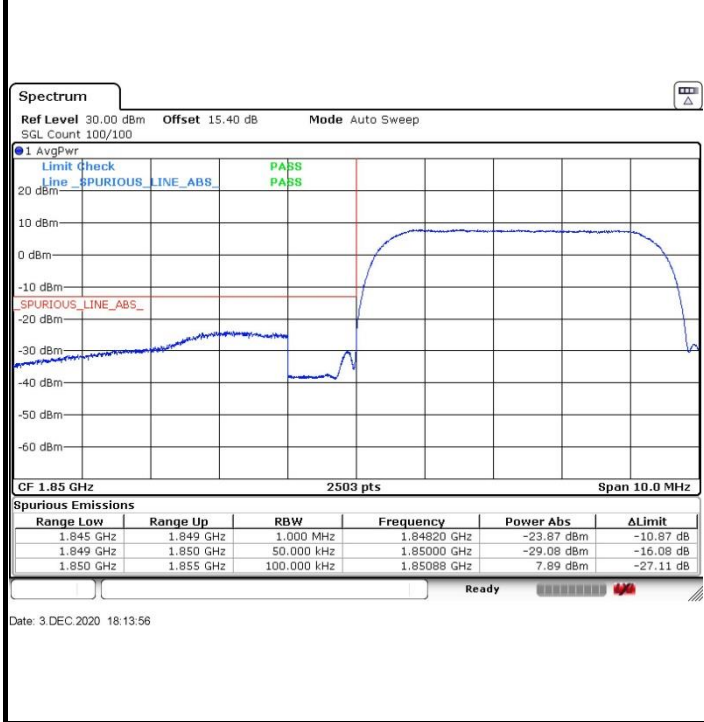


Highest Band Edge

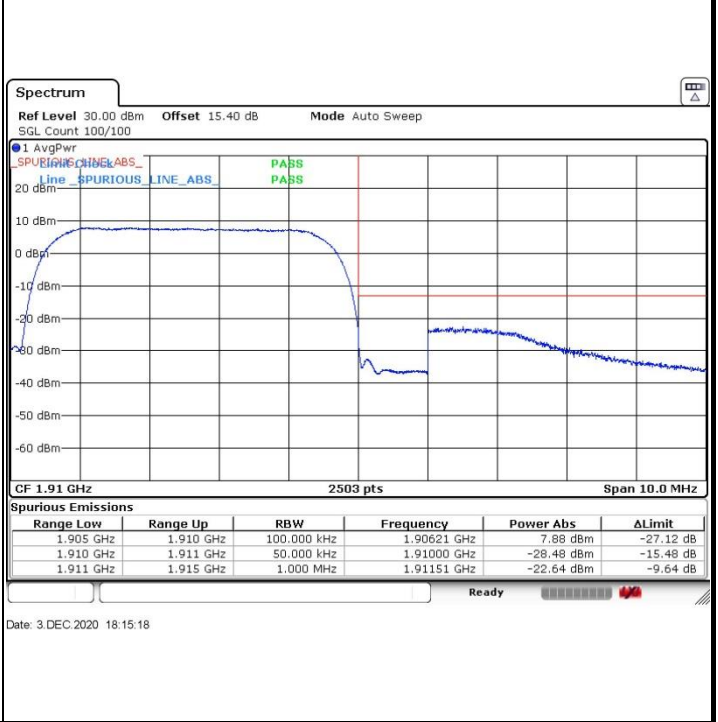


WCDMA Band II (RMC 12.2Kbps)

Lowest Band Edge



Highest Band Edge

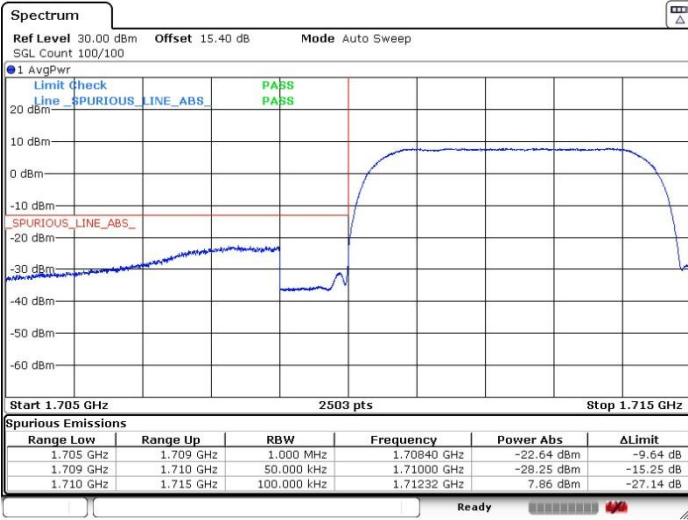




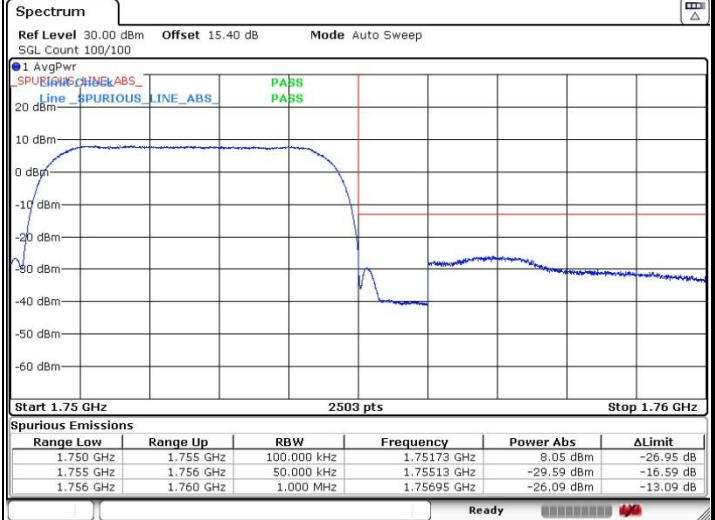
WCDMA Band IV (RMC 12.2Kbps)

Lowest Band Edge

Highest Band Edge



Date: 3 DEC.2020 18:04:54



Date: 3 DEC.2020 18:06:16

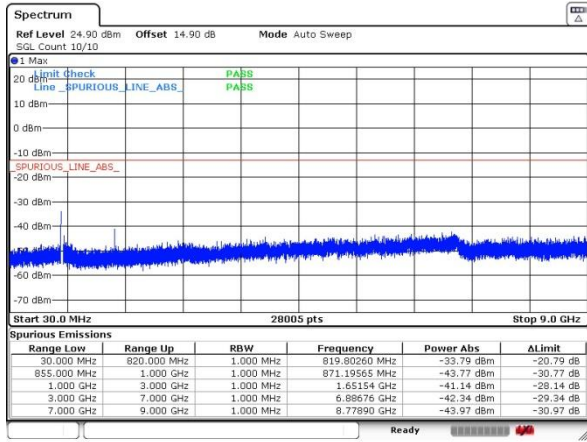


Conducted Spurious Emission



WCDMA Band V (RMC 12.2Kbps)

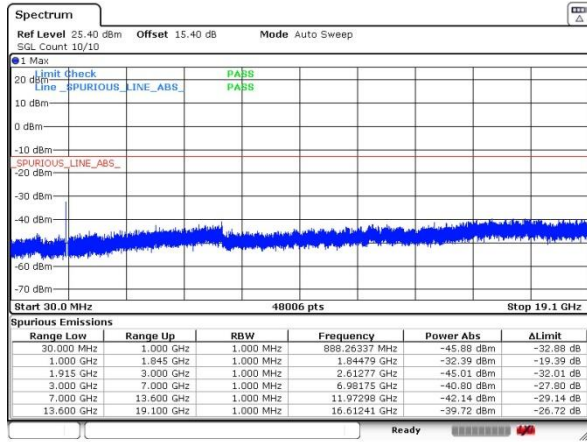
Lowest Channel



Date: 3 DEC 2020 18:21:15

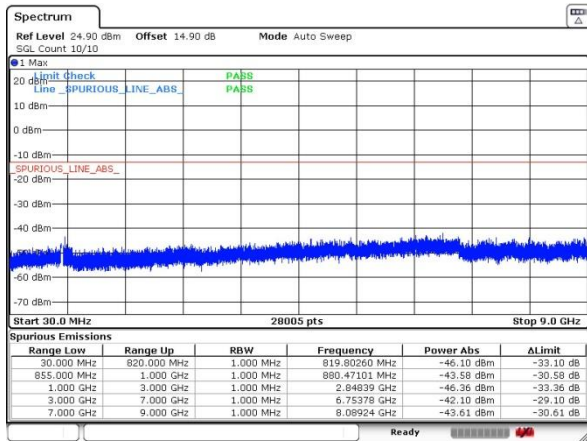
WCDMA Band II (RMC 12.2Kbps)

Lowest Channel



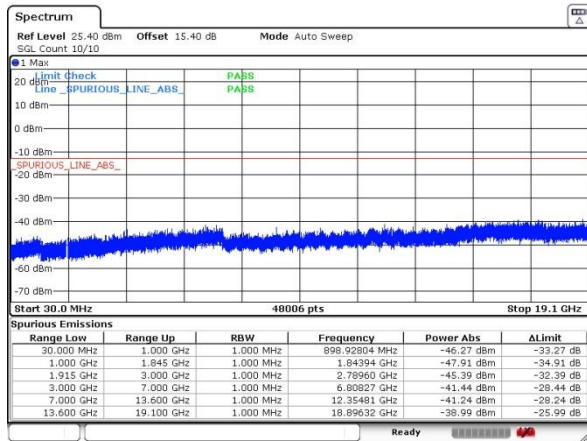
Date: 3 DEC 2020 18:16:43

Middle Channel



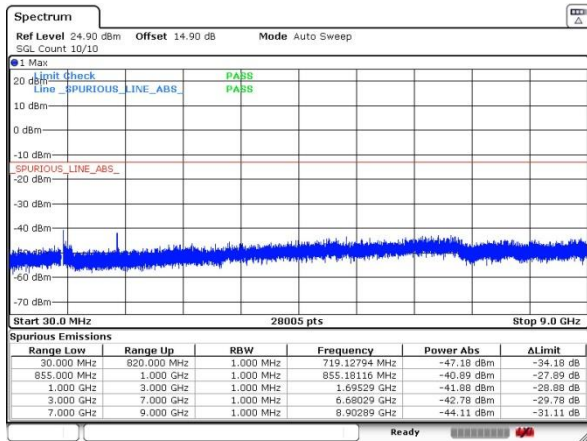
Date: 3 DEC 2020 18:21:47

Middle Channel



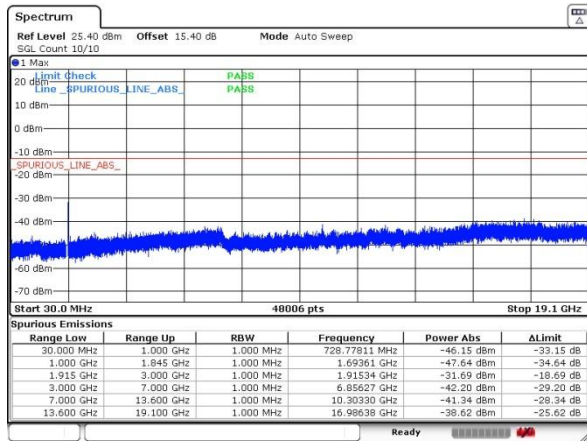
Date: 3 DEC 2020 18:17:15

Highest Channel



Date: 3 DEC 2020 18:22:14

Highest Channel

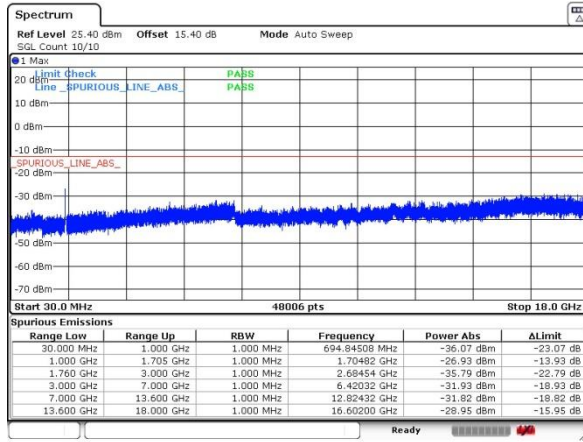


Date: 3 DEC 2020 18:17:42

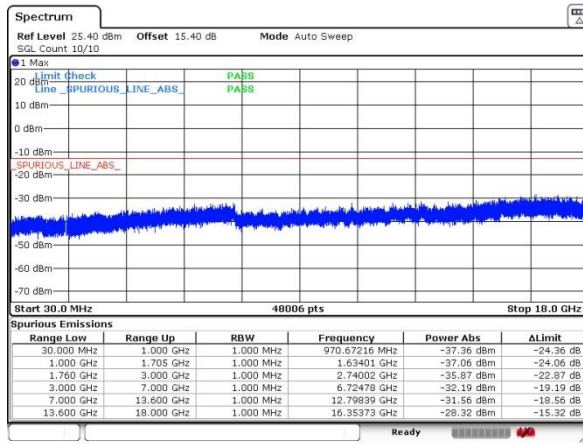


WCDMA Band IV (RMC 12.2Kbps)

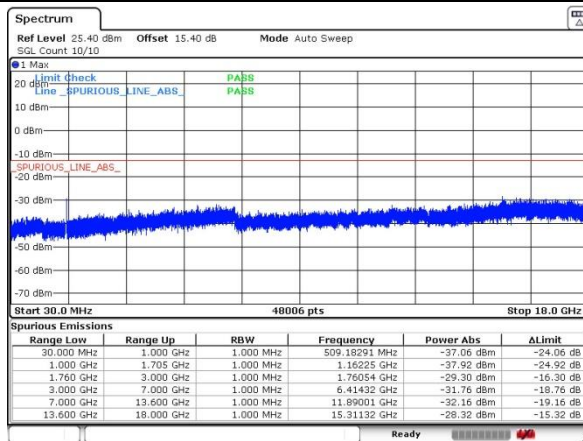
Lowest Channel



Middle Channel



Highest Channel





Frequency Stability

Test Conditions	Middle Channel	WCDMA Band V (RMC 12.2KbpsRMC 12.2Kbps)	Limit 2.5ppm
Temperature (°C)	Voltage (Volt)	Deviation (ppm)	Result
50	Normal Voltage	0.0098	PASS
40	Normal Voltage	0.0295	
30	Normal Voltage	0.0031	
20(Ref.)	Normal Voltage	0.0000	
10	Normal Voltage	0.0258	
0	Normal Voltage	0.0253	
-10	Normal Voltage	0.0078	
-20	Normal Voltage	0.0173	
-30	Normal Voltage	0.0226	
20	Maximum Voltage	0.0022	
20	Normal Voltage	0.0224	
20	Battery End Point	0.0273	

Test Conditions	Middle Channel	WCDMA Band II (RMC 12.2Kbps)	Limit Note 2.
Temperature (°C)	Voltage (Volt)	Deviation (ppm)	Result
50	Normal Voltage	0.0023	PASS
40	Normal Voltage	0.0132	
30	Normal Voltage	0.0158	
20(Ref.)	Normal Voltage	0.0000	
10	Normal Voltage	0.0154	
0	Normal Voltage	0.008	
-10	Normal Voltage	0.0125	
-20	Normal Voltage	0.0159	
-30	Normal Voltage	0.0027	
20	Maximum Voltage	0.0032	
20	Normal Voltage	0.0086	
20	Battery End Point	0.0022	



Test Conditions	Middle Channel	WCDMA Band IV (RMC 12.2Kbps)	Limit Note 2.
Temperature (°C)	Voltage (Volt)	Deviation (ppm)	Result
50	Normal Voltage	0.0035	PASS
40	Normal Voltage	0.0029	
30	Normal Voltage	0.0150	
20(Ref.)	Normal Voltage	0.0000	
10	Normal Voltage	0.0023	
0	Normal Voltage	0.0127	
-10	Normal Voltage	0.0035	
-20	Normal Voltage	0.0144	
-30	Normal Voltage	0.0046	
20	Maximum Voltage	0.0017	
20	Normal Voltage	0.0133	
20	Battery End Point	0.0035	

Note:

1. Normal Voltage = 3.8V. ; Battery End Point (BEP) =3.5 V. ; Maximum Voltage =4.4V
2. The frequency fundamental emissions stay within the authorized frequency block based on the frequency deviation measured is small.



Appendix B. Test Results of Radiated Test

Radiated Spurious Emission

GSM850 (GSM)								
Channel	Frequency (MHz)	ERP (dBm)	Limit (dBm)	Over Limit (dB)	S.G. Power (dBm)	TX Cable loss (dB)	TX Antenna Gain (dBi)	Polarization (H/V)
Middle	1672	-62.20	-13	-49.20	-69.17	1.58	10.70	H
	2508	-49.66	-13	-36.66	-57.91	2.102	12.50	H
	3348	-58.91	-13	-45.91	-67.80	2.856	13.90	H
	4182	-57.76	-13	-44.76	-66.22	2.689	13.30	H
	5016	-51.70	-13	-38.70	-59.46	3.093	13.00	H
	1672	-61.49	-13	-48.49	-68.46	1.58	10.70	V
	2508	-51.77	-13	-38.77	-60.02	2.10	12.50	V
	3348	-58.64	-13	-45.64	-67.53	2.86	13.90	V
	4182	-58.83	-13	-45.83	-67.29	2.69	13.30	V
	5016	-50.39	-13	-37.39	-58.15	3.09	13.00	V

Remark: Spurious emissions within 30-1000MHz were found more than 20dB below limit line.

GSM850 (EDGE class 8)								
Channel	Frequency (MHz)	ERP (dBm)	Limit (dBm)	Over Limit (dB)	S.G. Power (dBm)	TX Cable loss (dB)	TX Antenna Gain (dBi)	Polarization (H/V)
Middle	1672	-63.80	-13	-50.80	-70.77	1.58	10.70	H
	2510	-50.50	-13	-37.50	-58.75	2.102	12.50	H
	3348	-58.32	-13	-45.32	-67.21	2.856	13.90	H
	4182	-57.61	-13	-44.61	-66.07	2.689	13.30	H
	5016	-52.66	-13	-39.66	-60.42	3.093	13.00	H
	1672	-62.31	-13	-49.31	-69.28	1.58	10.70	V
	2510	-53.97	-13	-40.97	-62.22	2.10	12.50	V
	3348	-57.50	-13	-44.50	-66.39	2.86	13.90	V
	4182	-59.41	-13	-46.41	-67.87	2.69	13.30	V
	5016	-51.31	-13	-38.31	-59.07	3.09	13.00	V

Remark: Spurious emissions within 30-1000MHz were found more than 20dB below limit line.



GSM1900 (GSM)								
Channel	Frequency (MHz)	EIRP (dBm)	Limit (dBm)	Over Limit (dB)	S.G. Power (dBm)	TX Cable loss (dB)	TX Antenna Gain (dBi)	Polarization (H/V)
Middle	3759	-57.06	-13	-44.06	-69.32	2.641	14.90	H
	5640	-55.43	-13	-42.43	-67.29	2.94	14.80	H
	7524	-53.83	-13	-40.83	-63.60	3.39	13.16	H
	3759	-54.44	-13	-41.44	-66.70	2.64	14.90	V
	5640	-56.07	-13	-43.07	-67.93	2.94	14.80	V
	7524	-53.70	-13	-40.70	-63.47	3.39	13.16	V

Remark: Spurious emissions within 30-1000MHz were found more than 20dB below limit line.

GSM1900 (EDGE class 8)								
Channel	Frequency (MHz)	EIRP (dBm)	Limit (dBm)	Over Limit (dB)	S.G. Power (dBm)	TX Cable loss (dB)	TX Antenna Gain (dBi)	Polarization (H/V)
Middle	3759	-55.02	-13	-42.02	-67.28	2.641	14.90	H
	5640	-55.68	-13	-42.68	-67.54	2.94	14.80	H
	7524	-53.84	-13	-40.84	-63.61	3.39	13.16	H
	3759	-53.22	-13	-40.22	-65.48	2.64	14.90	V
	5640	-56.24	-13	-43.24	-68.10	2.94	14.80	V
	7524	-54.09	-13	-41.09	-63.86	3.39	13.16	V

Remark: Spurious emissions within 30-1000MHz were found more than 20dB below limit line.



WCDMA Band V(RMC 12.2Kbps)								
Channel	Frequency (MHz)	ERP (dBm)	Limit (dBm)	Over Limit (dB)	S.G. Power (dBm)	TX Cable loss (dB)	TX Antenna Gain (dBi)	Polarization (H/V)
Middle	1672	-61.66	-13	-48.66	-68.63	1.58	10.70	H
	2510	-58.95	-13	-45.95	-67.20	2.102	12.50	H
	3348	-59.04	-13	-46.04	-67.93	2.856	13.90	H
	4182	-58.91	-13	-45.91	-67.37	2.689	13.30	H
	1672	-60.48	-13	-47.48	-67.45	1.58	10.70	V
	2510	-58.32	-13	-45.32	-66.57	2.10	12.50	V
	3348	-59.17	-13	-46.17	-68.06	2.86	13.90	V
	4182	-58.84	-13	-45.84	-67.30	2.69	13.30	V

Remark: Spurious emissions within 30-1000MHz were found more than 20dB below limit line.

WCDMA Band II(RMC 12.2Kbps)								
Channel	Frequency (MHz)	EIRP (dBm)	Limit (dBm)	Over Limit (dB)	S.G. Power (dBm)	TX Cable loss (dB)	TX Antenna Gain (dBi)	Polarization (H/V)
Middle	3759	-58.10	-13	-45.10	-70.36	2.64	14.90	H
	5640	-55.91	-13	-42.91	-67.77	2.94	14.80	H
	7524	-54.06	-13	-41.06	-63.83	3.39	13.16	H
	3759	-58.03	-13	-45.03	-70.29	2.64	14.90	V
	5640	-56.50	-13	-43.50	-68.36	2.94	14.80	V
	7524	-53.78	-13	-40.78	-63.55	3.39	13.16	V

Remark: Spurious emissions within 30-1000MHz were found more than 20dB below limit line.

WCDMA Band IV(RMC 12.2Kbps)								
Channel	Frequency (MHz)	EIRP (dBm)	Limit (dBm)	Over Limit (dB)	S.G. Power (dBm)	TX Cable loss (dB)	TX Antenna Gain (dBi)	Polarization (H/V)
Middle	3465	-59.02	-13	-46.02	-69.76	2.604	13.34	H
	5199	-56.33	-13	-43.33	-66.84	3.011	13.52	H
	6936	-56.02	-13	-43.02	-66.22	3.271	13.47	H
	3465	-58.87	-13	-45.87	-69.61	2.604	13.34	V
	5199	-56.21	-13	-43.21	-66.72	3.011	13.52	V
	6936	-55.87	-13	-42.87	-66.07	3.271	13.47	V

Remark: Spurious emissions within 30-1000MHz were found more than 20dB below limit line.