



FCC RF Test Report

APPLICANT : Motorola Mobility LLC
EQUIPMENT : Mobile Cellular Phone
BRAND NAME : Motorola
MODEL NAME : XT2117-1, XT2117-2, XT2117-3, XT2117-4, XT2117DL
FCC ID : IHDT56ZH1
STANDARD : FCC Part 15 Subpart E §15.407
CLASSIFICATION : (NII) Unlicensed National Information Infrastructure

The product was received on Jul. 31, 2020 and testing was completed on Sep. 22, 2020. We, Sporton International (Kunshan) Inc., would like to declare that the tested sample has been evaluated in accordance with the test procedures and has been in compliance with the applicable technical standards.

The test results in this report apply exclusively to the tested model / sample. Without written approval of Sporton International (Kunshan) Inc., the test report shall not be reproduced except in full.

Jason Jia

Reviewed by: Jason Jia / Supervisor

James Huang

Approved by: James Huang / Manager



Sporton International (Kunshan) Inc.

**No. 1098, Pengxi North Road, Kunshan Economic Development Zone Jiangsu Province 215300
People's Republic of China**



TABLE OF CONTENTS

REVISION HISTORY..... 3

SUMMARY OF TEST RESULT 4

1 GENERAL DESCRIPTION 5

1.1 Applicant 5

1.2 Manufacturer 5

1.3 Product Feature of Equipment Under Test 5

1.4 Product Specification of Equipment Under Test 6

1.5 Modification of EUT 7

1.6 Specification of Accessory 7

1.7 Testing Location 7

1.8 Test Software 8

1.9 Applicable Standards 8

2 TEST CONFIGURATION OF EQUIPMENT UNDER TEST 9

2.1 Carrier Frequency and Channel 9

2.2 Test Mode 10

2.3 Connection Diagram of Test System 12

2.4 Support Unit used in test configuration and system 12

2.5 EUT Operation Test Setup 13

2.6 Measurement Results Explanation Example 13

3 TEST RESULT 14

3.1 26dB & 99% Occupied Bandwidth Measurement 14

3.2 Maximum Conducted Output Power Measurement 16

3.3 Power Spectral Density Measurement 18

3.4 Unwanted Emissions Measurement 21

3.5 AC Conducted Emission Measurement 27

3.6 Automatically Discontinue Transmission 29

3.7 Antenna Requirements 30

4 LIST OF MEASURING EQUIPMENT 31

5 UNCERTAINTY OF EVALUATION 32

APPENDIX A. CONDUCTED TEST RESULTS

APPENDIX B. AC CONDUCTED EMISSION TEST RESULT

APPENDIX C. RADIATED SPURIOUS EMISSION

APPENDIX D. DUTY CYCLE PLOTS

APPENDIX E. SETUP PHOTOGRAPHS



REVISION HISTORY

| REPORT NO. | VERSION | DESCRIPTION | ISSUED DATE |
|------------|---------|-------------------------|---------------|
| FR073102D | Rev. 01 | Initial issue of report | Sep. 29, 2020 |
| | | | |
| | | | |
| | | | |
| | | | |
| | | | |
| | | | |
| | | | |
| | | | |
| | | | |
| | | | |
| | | | |
| | | | |
| | | | |
| | | | |
| | | | |



SUMMARY OF TEST RESULT

| Report Section | FCC Rule | Description | Limit | Result | Remark |
|----------------|--------------------|--|--------------------------|--------|-------------------------------------|
| 3.1 | 2.1049 & 15.403(i) | 26dB & 99% Bandwidth | - | Pass | - |
| 3.2 | 15.407(a) | Maximum Conducted Output Power | ≤ 24 dBm | Pass | - |
| 3.3 | 15.407(a) | Power Spectral Density | ≤ 11 dBm | Pass | - |
| 3.4 | 15.407(b) | Unwanted Emissions | 15.407(b) & 15.209(a) | Pass | Under limit 3.14 dB at 5149.440 MHz |
| 3.5 | 15.207 | AC Conducted Emission | 15.207(a) | Pass | Under limit 8.31 dB at 0.661 MHz |
| 3.6 | 15.407(c) | Automatically Discontinue Transmission | Discontinue Transmission | Pass | - |
| 3.7 | 15.203 & 15.407(a) | Antenna Requirement | N/A | Pass | - |

| |
|--|
| Declaration of Conformity: |
| The test results with all measurement uncertainty excluded are presented in accordance with the regulation limits or requirements declared by manufacturers. |
| Comments and Explanations: |
| The declared of product specification for EUT presented in the report are provided by the manufacturer, and the manufacturer takes all the responsibilities for the accuracy of product specification. |



1 General Description

1.1 Applicant

Motorola Mobility LLC
222 W,Merchandise Mart Plaza, Chicago IL 60654 USA

1.2 Manufacturer

Motorola Mobility LLC
222 W,Merchandise Mart Plaza, Chicago IL 60654 USA

1.3 Product Feature of Equipment Under Test

| Product Feature | |
|---------------------------------|---|
| Equipment | Mobile Cellular Phone |
| Brand Name | Motorola |
| Model Name | XT2117-1, XT2117-2, XT2117-3, XT2117-4, XT2117DL |
| FCC ID | IHDT56ZH1 |
| EUT supports Radios application | CDMA/GSM/WCDMA/LTE, WLAN 2.4GHz 802.11b/g/n HT20 WLAN 5GHz 802.11a/n HT20/HT40 WLAN 5GHz 802.11ac VHT20/VHT40/VHT80 Bluetooth BR/EDR/LE FM Receiver and GNSS |
| IMEI Code | Conducted: 35150588000262 Conduction: 356891110015247 Radiation: 356891110021542/356891110021501 |
| HW Version | DVT2 |
| SW Version | QZB30.Q4-16 |
| EUT Stage | Identical Prototype |

Remark: The above EUT's information was declared by manufacturer. Please refer to the specifications or user's manual for more detailed description.



1.4 Product Specification of Equipment Under Test

| Standards-related Product Specification | |
|---|---|
| Tx/Rx Frequency Range | 5180 MHz ~ 5240 MHz 5260 MHz ~ 5320 MHz 5500 MHz ~ 5700 MHz |
| Maximum Output Power to Antenna | <p><5180 MHz ~ 5240 MHz> 802.11a : 17.90 dBm / 0.0617 W 802.11n HT20 : 16.81 dBm / 0.0480 W 802.11n HT40 : 16.23 dBm / 0.0420 W 802.11ac VHT20 : 16.88 dBm / 0.0488 W 802.11ac VHT40 : 15.75 dBm / 0.0376 W 802.11ac VHT80 : 10.42 dBm / 0.0110 W</p> <p><5260 MHz ~ 5320 MHz> 802.11a : 17.91 dBm / 0.0618 W 802.11n HT20 : 17.00 dBm / 0.0501 W 802.11n HT40 : 16.43 dBm / 0.0440 W 802.11ac VHT20 : 16.98 dBm / 0.0499 W 802.11ac VHT40 : 15.89 dBm / 0.0388 W 802.11ac VHT80 : 14.54 dBm / 0.0284 W</p> <p><5500 MHz ~ 5700 MHz > 802.11a : 18.10 dBm / 0.0646 W 802.11n HT20 : 16.96 dBm / 0.0497 W 802.11n HT40 : 16.37 dBm / 0.0434 W 802.11ac VHT20 : 16.98 dBm / 0.0499 W 802.11ac VHT40 : 15.85 dBm / 0.0385 W 802.11ac VHT80 : 14.00 dBm / 0.0251 W</p> |
| 99% Occupied Bandwidth | <p><5180 MHz ~ 5240 MHz> 802.11a : 17.63 MHz 802.11n HT40 : 36.56 MHz 802.11ac VHT20 : 18.78 MHz 802.11ac VHT80 : 75.64 MHz</p> <p><5260 MHz ~ 5320 MHz> 802.11a : 17.63 MHz 802.11n HT20 : 18.73 MHz 802.11n HT40 : 36.46 MHz 802.11ac VHT80 : 75.76 MHz</p> <p><5500 MHz ~ 5700 MHz > 802.11a : 17.53 MHz 802.11n HT40 : 36.46 MHz 802.11ac VHT20 : 18.73 MHz 802.11ac VHT80 : 75.76 MHz</p> |
| Antenna Type / Gain | <p><5150 MHz ~ 5250 MHz> Fixed Internal Antenna with gain -7.14 dBi</p> <p><5250 MHz ~ 5350 MHz> Fixed Internal Antenna with gain -7.29 dBi</p> <p><5470 MHz ~ 5725 MHz> Fixed Internal Antenna with gain -7.41 dBi</p> |
| Type of Modulation | 802.11a/n : OFDM (BPSK / QPSK / 16QAM / 64QAM) 802.11ac : OFDM (BPSK / QPSK / 16QAM / 64QAM / 256QAM) |

Note: WLAN operation in 5600 MHz ~ 5650 MHz is notched.



1.5 Modification of EUT

No modifications are made to the EUT during all test items.

1.6 Specification of Accessory

| Specification of Accessory | | | | |
|----------------------------|------------|----------------------|------------|------------|
| AC Adapter 1 | Brand Name | Motorola (Chenyang) | Model Name | MC-101 |
| AC Adapter 2 | Brand Name | Motorola (Salcomp) | Model Name | MC-101 |
| Battery | Brand Name | Motorola (ATL) | Model Name | JK50 |
| USB Cable 1 | Brand Name | Motorola (Saibao) | Model Name | SC18C24367 |
| USB Cable 2 | Brand Name | Motorola (Luxshare) | Model Name | SC18C24368 |
| USB Cable 3 | Brand Name | Motorola (Cabletech) | Model Name | SC18C49697 |

1.7 Testing Location

<FCC>-KS

Sporton International (Kunshan) Inc. is accredited to ISO/IEC 17025:2017 by American Association for Laboratory Accreditation with Certificate Number 5145.02.

| | | | |
|--------------------|--|---------------------|--------------------------------|
| Test Firm | Sporton International (Kunshan) Inc. | | |
| Test Site Location | No. 1098, Pengxi North Road, Kunshan Economic Development Zone Jiangsu Province 215300 People's Republic of China TEL : +86-512-57900158 FAX : +86-512-57900958 | | |
| Test Site No. | Sporton Site No. | FCC Designation No. | FCC Test Firm Registration No. |
| | CO01-KS 03CH05-KS TH01-KS | CN1257 | 314309 |



1.8 Test Software

| Item | Site | Manufacture | Name | Version |
|------|-----------|-------------|------|---------------|
| 1. | 03CH05-KS | AUDIX | E3 | 6.2009-8-24al |
| 2. | CO01-KS | AUDIX | E3 | 6.2009-8-24 |

1.9 Applicable Standards

According to the specifications of the manufacturer, the EUT must comply with the requirements of the following standards:

- ♦ 47 CFR Part 15 Subpart E
- ♦ FCC KDB 789033 D02 General UNII Test Procedures New Rules v02r01.
- ♦ ANSI C63.10-2013

Remark:

1. All test items were verified and recorded according to the standards and without any deviation during the test.
2. This EUT has also been tested and complied with the requirements of FCC Part 15, Subpart B, recorded in a separate test report.



2 Test Configuration of Equipment Under Test

- a. The EUT has been associated with peripherals and configuration operated in a manner tended to maximize its emission characteristics in a typical application. Frequency range investigated: conduction emission (150 kHz to 30 MHz), radiation emission (9 kHz to the 10th harmonic of the highest fundamental frequency or to 40 GHz, whichever is lower). For radiated measurement, pre-scanned in three orthogonal panels, X, Y, Z. The worst cases (Y plane) were recorded in this report.
- b. AC power line Conducted Emission was tested under maximum output power.

2.1 Carrier Frequency and Channel

| Frequency Band | Channel | Freq. (MHz) | Channel | Freq. (MHz) |
|--------------------------------------|---------|-------------|---------|-------------|
| 5150-5250 MHz Band 1 (U-NII-1) | 36 | 5180 | 44 | 5220 |
| | 38* | 5190 | 46* | 5230 |
| | 40 | 5200 | 48 | 5240 |
| | 42# | 5210 | | |

| Frequency Band | Channel | Freq. (MHz) | Channel | Freq. (MHz) |
|---------------------------------------|---------|-------------|---------|-------------|
| 5250-5350 MHz Band 2 (U-NII-2A) | 52 | 5260 | 60 | 5300 |
| | 54* | 5270 | 62* | 5310 |
| | 56 | 5280 | 64 | 5320 |
| | 58# | 5290 | | |

| Frequency Band | Channel | Freq. (MHz) | Channel | Freq. (MHz) |
|---------------------------------------|---------|-------------|---------|-------------|
| 5470-5725 MHz Band 3 (U-NII-2C) | 100 | 5500 | 112 | 5560 |
| | 102* | 5510 | 116 | 5580 |
| | 104 | 5520 | 132 | 5660 |
| | 106# | 5530 | 134* | 5670 |
| | 108 | 5540 | 136 | 5680 |
| | 110* | 5550 | 140 | 5700 |

Note:

- 1. The above Frequency and Channel in "*" were 802.11n HT40 and 802.11ac VHT40.
- 2. The above Frequency and Channel in "#" were 802.11ac VHT80.



2.2 Test Mode

Final test modes are considering the modulation and worse data rates as below table.

| Modulation | Data Rate |
|----------------|-----------|
| 802.11a | 6 Mbps |
| 802.11n HT20 | MCS0 |
| 802.11n HT40 | MCS0 |
| 802.11ac VHT20 | MCS0 |
| 802.11ac VHT80 | MCS0 |

| Test Cases | |
|--|--|
| AC Conducted Emission | Mode 1 : GSM850 Idle + Bluetooth Link + WLAN Link (5G) + USB Cable 3(Charging from Adapter 1) + Earphone |
| Remark: For Radiated Test Cases, The tests were performance with Adapter 1, Earphone, and USB Cable 1. | |



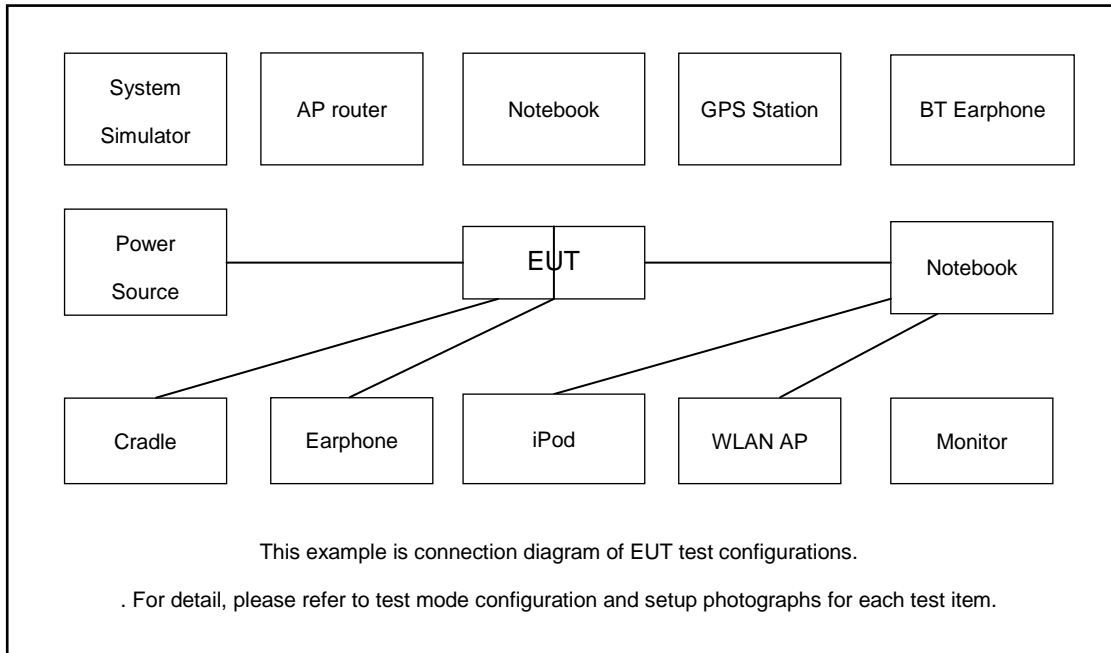
| Ch. # | | Band I : 5150-5250 MHz | Band II : 5250-5350 MHz | Band III : 5470-5725MHz |
|-------|--------|------------------------|-------------------------|-------------------------|
| | | 802.11a | 802.11a | 802.11a |
| L | Low | 36 | 52 | 100 |
| M | Middle | 44 | 60 | 116 |
| H | High | 48 | 64 | 140 |

| Ch. # | | Band I : 5150-5250 MHz | Band II : 5250-5350 MHz | Band III : 5470-5725MHz |
|-------|--------|------------------------|-------------------------|-------------------------|
| | | 802.11ac VHT20 | 802.11n HT20 | 802.11ac VHT20 |
| L | Low | 36 | 52 | 100 |
| M | Middle | 44 | 60 | 116 |
| H | High | 48 | 64 | 140 |

| Ch. # | | Band I : 5150-5250 MHz | Band II : 5250-5350 MHz | Band III : 5470-5725MHz |
|-------|--------|------------------------|-------------------------|-------------------------|
| | | 802.11n HT40 | 802.11n HT40 | 802.11n HT40 |
| L | Low | 38 | 54 | 102 |
| M | Middle | - | - | 110 |
| H | High | 46 | 62 | 134 |

| Ch. # | | Band I : 5150-5250 MHz | Band II : 5250-5350 MHz | Band III : 5470-5725MHz |
|-------|--------|------------------------|-------------------------|-------------------------|
| | | 802.11ac VHT80 | 802.11ac VHT80 | 802.11ac VHT80 |
| L | Low | - | - | 106 |
| M | Middle | 42 | 58 | - |
| H | High | - | - | - |

2.3 Connection Diagram of Test System



2.4 Support Unit used in test configuration and system

| Item | Equipment | Trade Name | Model Name | FCC ID | Data Cable | Power Cord |
|------|--------------------|------------|------------|---------------|------------|---|
| 1. | LTE Base Station | Anritsu | MT8820C | N/A | N/A | Unshielded,1.8m |
| 2. | Bluetooth Earphone | Lenovo | LBH308 | N/A | N/A | N/A |
| 3. | Notebook | Lenovo | G480 | QDS-BRCM1050I | N/A | shielded cable DC O/P 1.8m , Unshielded AC I/P cable 1.8m |
| 4. | WLAN AP | D-link | DIR-655 | KA21R655B1 | N/A | Unshielded,1.8m |
| 5. | SD Card | Kingston | 8GB | N/A | N/A | N/A |



2.5 EUT Operation Test Setup

For WLAN RF test items, an engineering test program was provided and enabled to make EUT continuously transmit/receive.

For AC power line conducted emissions, the EUT was set to connect with the WLAN AP under large package sizes transmission.

2.6 Measurement Results Explanation Example

For all conducted test items:

The offset level is set in the spectrum analyzer to compensate the RF cable loss between EUT conducted output port and spectrum analyzer. With the offset compensation, the spectrum analyzer reading level is exactly the EUT RF output level.

Example :

The spectrum analyzer offset is derived from RF cable loss.

Offset = RF cable loss.

Following shows an offset computation example with cable loss 7.40 dB.

$$\begin{aligned} \text{Offset(dB)} &= \text{RF cable loss(dB)}. \\ &= 7.40 \text{ (dB)} \end{aligned}$$

3 Test Result

3.1 26dB & 99% Occupied Bandwidth Measurement

3.1.1 Description of 26dB & 99% Occupied Bandwidth

This section is for reporting purpose only.

There is no restriction limits for bandwidth.

For Straddle Channel, According to KDB 789033 D02 General UNII Test Procedures New Rules v02r01, If the power and PSD of the devices are uniform and comply with the lower limits specified for the U-NII-2 bands, a single measurement over the entire emission bandwidth can be performed to show compliance.

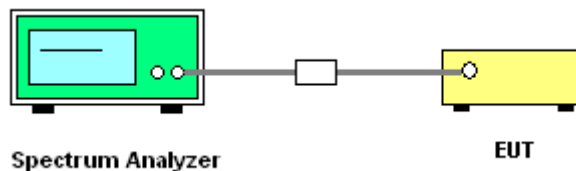
3.1.2 Measuring Instruments

The measuring equipment is listed in the section 4 of this test report.

3.1.3 Test Procedures

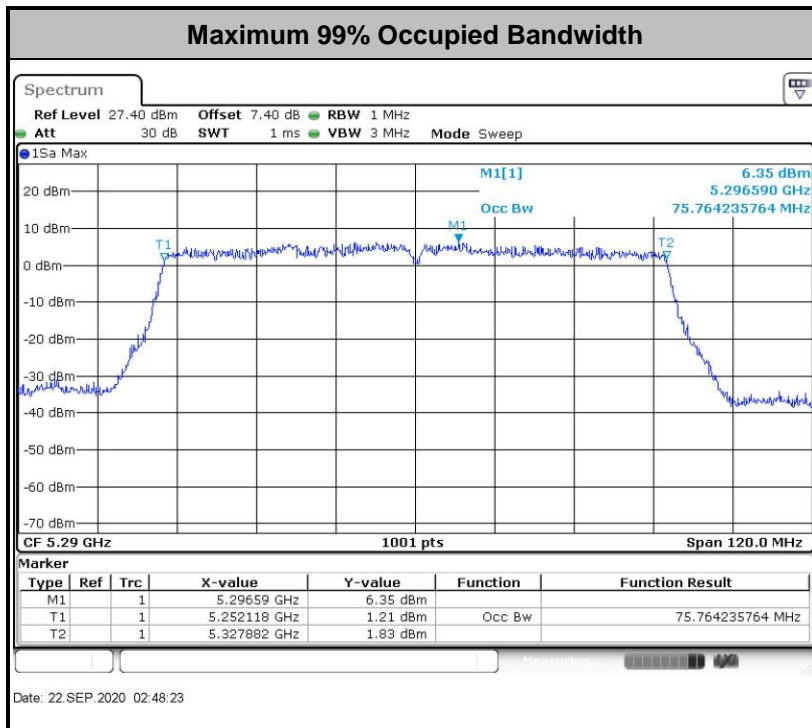
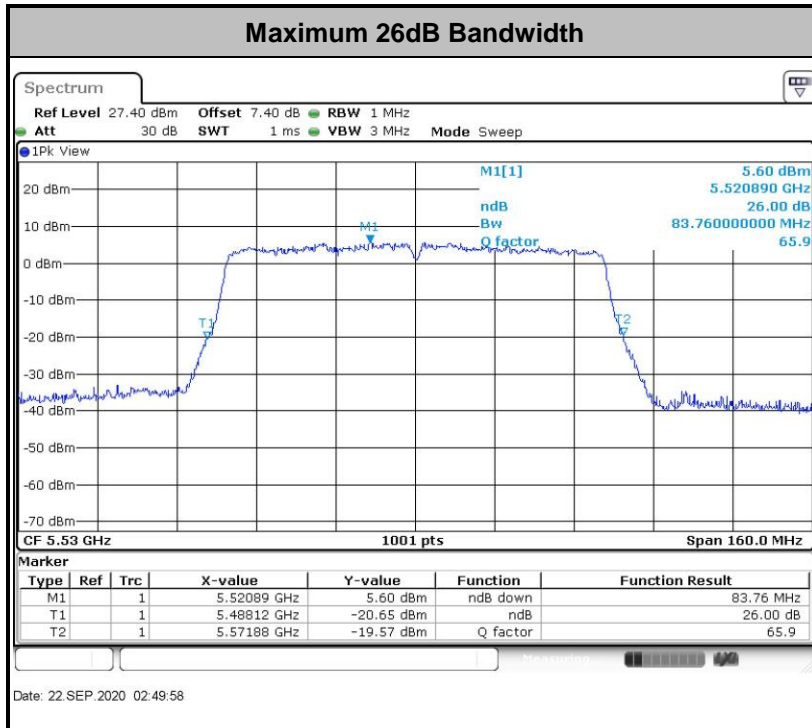
1. The testing follows FCC KDB 789033 D02 General UNII Test Procedures New Rules v02r01. Section C) Emission bandwidth
2. Set RBW = approximately 1% of the emission bandwidth.
3. Set the VBW > RBW.
4. Detector = Peak.
5. Trace mode = max hold
6. Measure the maximum width of the emission that is 26 dB down from the peak of the emission. Compare this with the RBW setting of the analyzer. Readjust RBW and repeat measurement as needed until the RBW/EBW ratio is approximately 1%.
7. For 99% Bandwidth Measurement, the spectrum analyzer's resolution bandwidth (RBW) is set 1MHz and set the Video bandwidth (VBW) $\geq 3 * RBW$.
8. Measure and record the results in the test report.

3.1.4 Test Setup



3.1.5 Test Result of 26dB & 99% Occupied Bandwidth

Please refer to Appendix A.



Note: The occupied channel bandwidth is maintained within the band of operation for all of the modulations.



3.2 Maximum Conducted Output Power Measurement

3.2.1 Limit of Maximum Conducted Output Power

<FCC 14-30 CFR 15.407>

For mobile and portable client devices in the 5.15–5.25 GHz band, the maximum conducted output power over the frequency band of operation shall not exceed 250 mW.

For the 5.25–5.725 GHz bands, the maximum conducted output power over the frequency bands of operation shall not exceed the lesser of 250 mW or $11 + 10 \log B$, dBm, where B is the 26 dB emission bandwidth in megahertz.

For the 5.47–5.6 GHz and 5.65–5.725 GHz band, the maximum conducted output power shall not exceed 250 mW or $11 + 10 \log_{10} B$, dBm, whichever power is less. The maximum e.i.r.p. shall not exceed 1.0 W or $17 + 10 \log_{10} B$, dBm, whichever is less. B is the 99% emission bandwidth in megahertz.

If transmitting antennas of directional gain greater than 6 dBi are used, the peak output power shall be reduced by the amount in dB that the directional gain of the antenna exceeds 6 dBi.

Note that U-NII-2 band, devices with a maximum e.i.r.p. greater than 500 mW shall implement TPC in order to have the capability to operate at least 6 dB below the maximum permitted e.i.r.p. of 1 W.

3.2.2 Measuring Instruments

The measuring equipment is listed in the section 4 of this test report.

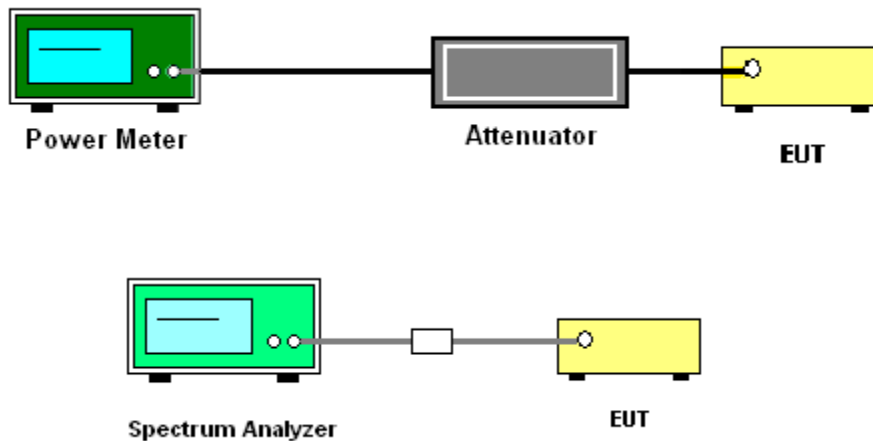
3.2.3 Test Procedures

The testing follows Method PM of FCC KDB 789033 D02 General UNII Test Procedures New Rules v02r01.

Method PM (Measurement using an RF average power meter):

1. Measurement is performed using a wideband RF power meter.
2. The EUT is configured to transmit continuously with a consistent duty cycle at its maximum power control level.
3. Measure the average power of the transmitter, and the average power is corrected with duty factor, $10 \log(1/x)$, where x is the duty cycle.

3.2.4 Test Setup



3.2.5 Test Result of Maximum Conducted Output Power

Please refer to Appendix A.



3.3 Power Spectral Density Measurement

3.3.1 Limit of Power Spectral Density

<FCC 14-30 CFR 15.407>

For mobile and portable client devices in the 5.15–5.25 GHz band, the maximum power spectral density shall not exceed 11dBm in any 1 megahertz band.

For the 5.25–5.725 GHz bands, the maximum power spectral density shall not exceed 11 dBm in any 1 megahertz band.

If transmitting antennas of directional gain greater than 6 dBi are used, the peak output power shall be reduced by the amount in dB that the directional gain of the antenna exceeds 6 dBi.

3.3.2 Measuring Instruments

The measuring equipment is listed in the section 4 of this test report.

3.3.3 Test Procedures

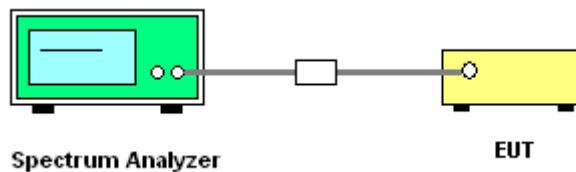
The testing follows FCC KDB 789033 D02 General UNII Test Procedures New Rules v02r01.
Section F) Maximum power spectral density.

Method SA-2

(trace averaging across on and off times of the EUT transmissions, followed by duty cycle correction).

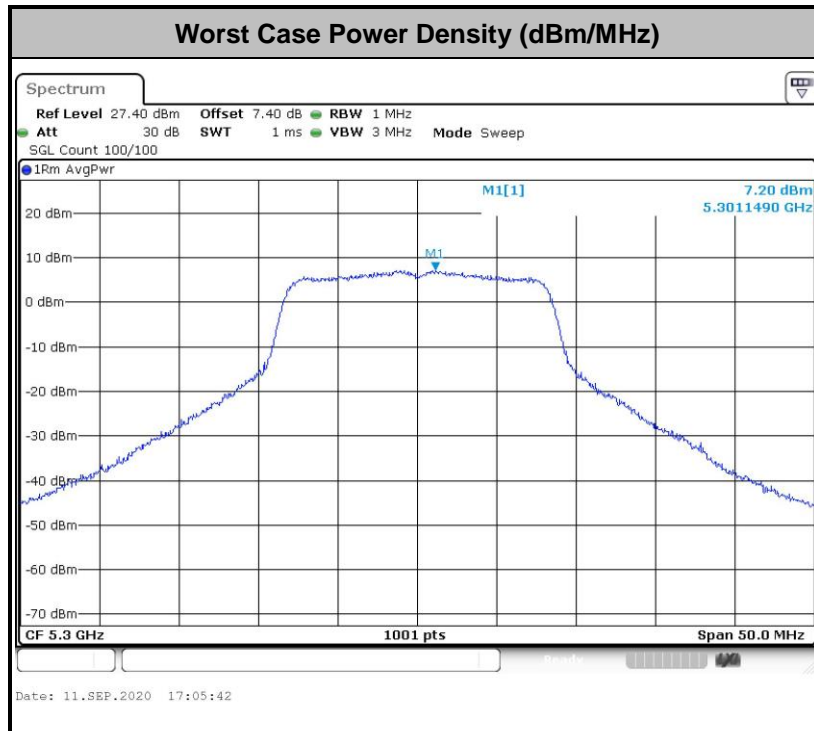
- Measure the duty cycle.
 - Set span to encompass the entire emission bandwidth (EBW) of the signal.
 - Set RBW = 1 MHz.
 - Set VBW \geq 3 MHz.
 - Number of points in sweep \geq 2 Span / RBW.
 - Sweep time = auto.
 - Detector = RMS
 - Trace average at least 100 traces in power averaging mode.
 - Add $10 \log(1/x)$, where x is the duty cycle, to the measured power in order to compute the average power during the actual transmission times. For example, add $10 \log(1/0.25) = 6$ dB if the duty cycle is 25 percent.
1. The RF output of EUT was connected to the spectrum analyzer by a low loss cable.
 2. Each plot has already offset with cable loss, and attenuator loss. Measure the PPSD and record it.

3.3.4 Test Setup



3.3.5 Test Result of Power Spectral Density

Please refer to Appendix A.



Note: Average Power Density (dB) = Measured value+ Duty Factor



3.4 Unwanted Emissions Measurement

This section is to measure unwanted emissions through radiated measurement for band edge spurious emissions and out of band emissions measurement.

3.4.1 Limit of Unwanted Emissions

- (1) For transmitters operating in the 5150-5250 MHz band: all emissions outside of the 5150-5350 MHz band shall not exceed an EIRP of -27dBm/MHz.

For transmitters operating in the 5250-5350 MHz band: all emissions outside of the 5150-5350 MHz band shall not exceed an EIRP of -27 dBm/MHz. Devices operating in the 5250-5350 MHz band that generate emissions in the 5150-5250 MHz band must meet all applicable technical requirements for operation in the 5150-5250 MHz band (including indoor use) or alternatively meet an out-of-band emission EIRP limit of -27 dBm/MHz in the 5150-5250 MHz band.

For transmitters operating in the 5470-5600 MHz and 5650-5725MHz band: all emissions outside of the 5470-5600 MHz and 5650-5725MHz band shall not exceed an EIRP of -27 dBm/MHz.

- (2) Unwanted spurious emissions fallen in restricted bands shall comply with the general field strength limits as below table,

| Frequency (MHz) | Field Strength (microvolts/meter) | Measurement Distance (meters) |
|-----------------|-----------------------------------|-------------------------------|
| 0.009 – 0.490 | 2400/F(kHz) | 300 |
| 0.490 – 1.705 | 24000/F(kHz) | 30 |
| 1.705 – 30.0 | 30 | 30 |
| 30 – 88 | 100 | 3 |
| 88 – 216 | 150 | 3 |
| 216 - 960 | 200 | 3 |
| Above 960 | 500 | 3 |



| EIRP (dBm) | Field Strength at 3m (dBμV/m) |
|------------|-------------------------------|
| - 27 | 68.3 |

Note: The following formula is used to convert the EIRP to field strength.

$$EIRP = E_{Meas} + 20\log (d_{Meas}) - 104.8$$

where

EIRP is the equivalent isotropically radiated power, in dBm

E_{Meas} is the field strength of the emission at the measurement distance, in dBμV/m

d_{Meas} is the measurement distance, in m

3.4.2 Measuring Instruments

The measuring equipment is listed in the section 4 of this test report.

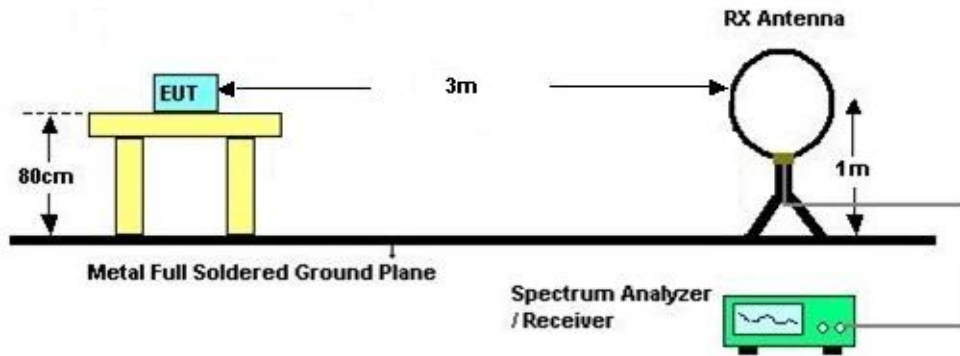


3.4.3 Test Procedures

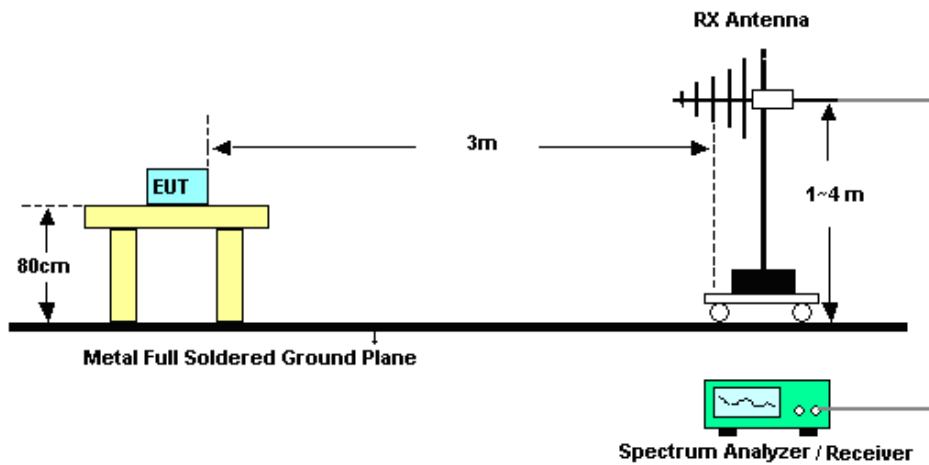
1. The testing follows FCC KDB 789033 D02 General UNII Test Procedures New Rules v02r01. Section G) Unwanted emissions measurement.
 - (1) Procedure for Unwanted Emissions Measurements Below 1000MHz
 - RBW = 120 kHz
 - VBW = 300 kHz
 - Detector = Peak
 - Trace mode = max hold
 - (2) Procedure for Peak Unwanted Emissions Measurements Above 1000 MHz
 - RBW = 1 MHz
 - VBW \geq 3 MHz
 - Detector = Peak
 - Sweep time = auto
 - Trace mode = max hold
 - (3) Procedures for Average Unwanted Emissions Measurements Above 1000MHz
 - RBW = 1 MHz
 - VBW = 10 Hz, when duty cycle is no less than 98 percent.
 - VBW \geq 1/T, when duty cycle is less than 98 percent where T is the minimum transmission duration over which the transmitter is on and is transmitting at its maximum power control level for the tested mode of operation.
2. The EUT was placed on a turntable with 0.8 meter for frequency below 1GHz and 1.5 meter for frequency above 1GHz respectively above ground.
3. The EUT was set 3 meters from the interference receiving antenna which was mounted on the top of a variable height antenna tower.
4. The antenna is a broadband antenna and its height is adjusted between one meter and four meters above ground to find the maximum value of the field strength for both horizontal polarization and vertical polarization of the antenna.
5. For each suspected emission, the EUT was arranged to its worst case and then adjust the antenna tower (from 1 m to 4 m) and turntable (from 0 degree to 360 degrees) to find the maximum reading.
6. For testing below 1GHz, if the emission level of the EUT in peak mode was 3 dB lower than the limit specified, then peak values of EUT will be reported, otherwise, the emissions will be repeated one by one using the CISPR quasi-peak method and reported.
7. For testing above 1GHz, the emission level of the EUT in peak mode was 20dB lower than peak limit (that means the emission level in average mode also complies with the limit in average mode), then peak values of EUT will be reported, otherwise, the emissions will be measured in average mode again and reported.

3.4.4 Test Setup

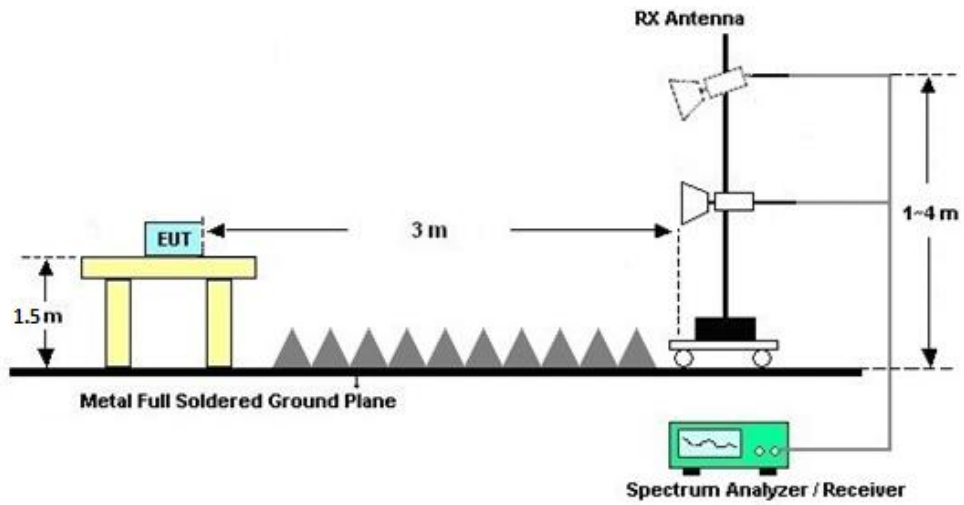
For radiated emissions below 30MHz



For radiated emissions from 30MHz to 1GHz



For radiated emissions above 1GHz





3.4.5 Test Results of Radiated Spurious Emissions (9 kHz ~ 30 MHz)

The low frequency, which started from 9 kHz to 30MHz, was pre-scanned and the result which was 20dB lower than the limit line was not reported.

There is a comparison data of both open-field test site and semi-Anechoic chamber, and the result came out very similar.

3.4.6 Test Result of Radiated Spurious at Band Edges

Please refer to Appendix C.

3.4.7 Duty Cycle

Please refer to Appendix D.

3.4.8 Test Result of Radiated Spurious Emissions (30MHz ~ 10th Harmonic or 40GHz, whichever is lower)

Please refer to Appendix C.



3.5 AC Conducted Emission Measurement

3.5.1 Limit of AC Conducted Emission

For equipment that is designed to be connected to the public utility (AC) power line, the radio frequency voltage that is conducted back onto the AC power line on any frequency or frequencies within the band 150 kHz to 30 MHz shall not exceed the limits in the following table.

| Frequency of emission (MHz) | Conducted limit (dBµV) | |
|-----------------------------|------------------------|-----------|
| | Quasi-peak | Average |
| 0.15-0.5 | 66 to 56* | 56 to 46* |
| 0.5-5 | 56 | 46 |
| 5-30 | 60 | 50 |

*Decreases with the logarithm of the frequency.

3.5.2 Measuring Instruments

The measuring equipment is listed in the section 4 of this test report.

3.5.3 Test Procedures

1. The EUT was placed 0.4 meter from the conducting wall of the shielding room was kept at least 80 centimeters from any other grounded conducting surface.
2. Connect EUT to the power mains through a line impedance stabilization network (LISN).
3. All the support units are connecting to the other LISN.
4. The LISN provides 50 ohm coupling impedance for the measuring instrument.
5. The FCC states that a 50 ohm, 50 microhenry LISN should be used.
6. Both sides of AC line were checked for maximum conducted interference.
7. The frequency range from 150 kHz to 30 MHz was searched.
8. Set the test-receiver system to Peak Detect Function and specified bandwidth with Maximum Hold Mode.

3.5.4 Test Setup



3.5.5 Test Result of AC Conducted Emission

Please refer to Appendix B.



3.6 Automatically Discontinue Transmission

3.6.1 Limit of Automatically Discontinue Transmission

The device shall automatically discontinue transmission in case of either absence of information to transmit or operational failure. These provisions are not intended to preclude the transmission of control or signaling information or the use of repetitive codes used by certain digital technologies to complete frame or burst intervals. Applicants shall include in their application for equipment authorization to describe how this requirement is met.

3.6.2 Measuring Instruments

The measuring equipment is listed in the section 4 of this test report.

3.6.3 Test Result of Automatically Discontinue Transmission

While the EUT is not transmitting any information, the EUT can automatically discontinue transmission and become standby mode for power saving. The EUT can detect the controlling signal of ACK message transmitting from remote device and verify whether it shall resend or discontinue transmission.



3.7 Antenna Requirements

3.7.1 Standard Applicable

If transmitting antenna directional gain is greater than 6 dBi, both the peak transmit power and the peak power spectral density shall be reduced by the amount in dB that the directional gain of the antenna exceeds 6 dBi.

3.7.2 Antenna Anti-Replacement Construction

An embedded-in antenna design is used.

3.7.3 Antenna Gain

The antenna peak gain of EUT is less than 6 dBi. Therefore, it is not necessary to reduce maximum peak output power limit.



4 List of Measuring Equipment

| Instrument | Manufacturer | Model No. | Serial No. | Characteristics | Calibration Date | Test Date | Due Date | Remark |
|-----------------------------------|--------------|----------------------------|-------------|-------------------------|------------------|---------------------------------|---------------|-----------------------|
| Spectrum Analyzer | R&S | FSV40 | 101040 | 10Hz~40GHz | Nov. 02, 2019 | Sep. 08, 2020~ Sep. 22, 2020 | Nov. 01, 2020 | Conducted (TH01-KS) |
| Pulse Power Sensor | Anritsu | MA2411B | 0917070 | 300MHz~40GHz | Jan. 08, 2020 | Sep. 08, 2020~ Sep. 22, 2020 | Jan. 07, 2021 | Conducted (TH01-KS) |
| Power Meter | Anritsu | ML2495A | 1005002 | 50MHz Bandwidth | Jan. 08, 2020 | Sep. 08, 2020~ Sep. 22, 2020 | Jan. 07, 2021 | Conducted (TH01-KS) |
| EMI Test Receiver | Keysight | N9038A | MY57290151 | 3Hz~8.5GHz;Max 30dBm | Jul. 17, 2020 | Sep. 22, 2020 | Jul. 16, 2021 | Radiation (03CH05-KS) |
| EXA Spectrum Analyzer | Keysight | N9010A | MY55150244 | 10Hz~44G,MAX 30dB | Apr. 15, 2020 | Sep. 22, 2020 | Apr. 14, 2021 | Radiation (03CH05-KS) |
| Loop Antenna | R&S | HFH2-Z2 | 100321 | 9kHz~30MHz | Nov. 10, 2019 | Sep. 22, 2020 | Nov. 09, 2020 | Radiation (03CH05-KS) |
| Bilog Antenna | TeseQ | CBL6111D | 49922 | 30MHz~1GHz | Jun. 08, 2020 | Sep. 22, 2020 | Jun. 07, 2021 | Radiation (03CH05-KS) |
| Double Ridge Horn Antenna | ETS-Lindgren | 3117 | 00218652 | 1GHz~18GHz | Apr. 26, 2020 | Sep. 22, 2020 | Apr. 25, 2021 | Radiation (03CH05-KS) |
| SHF-EHF Horn | Com-power | AH-840 | 101115 | 18GHz~40GHz | Nov. 10, 2019 | Sep. 22, 2020 | Nov. 09, 2020 | Radiation (03CH05-KS) |
| Amplifier | SONOMA | 310N | 187289 | 9KHz~1GHz | Apr. 14, 2020 | Sep. 22, 2020 | Apr. 13, 2021 | Radiation (03CH05-KS) |
| Amplifier | MITEQ | EM18G40GGA | 060728 | 18~40GHz | Jan. 08, 2020 | Sep. 22, 2020 | Jan. 07, 2021 | Radiation (03CH05-KS) |
| high gain Amplifier | MITEQ | AMF-7D-0010 1800-30-10P | 2012228 | 1Ghz~18Ghz | Oct. 18, 2019 | Sep. 22, 2020 | Oct. 17, 2020 | Radiation (03CH05-KS) |
| Amplifier | Keysight | 83017A | MY53270316 | 500MHz~26.5GHz | Oct. 18, 2019 | Sep. 22, 2020 | Oct. 17, 2020 | Radiation (03CH05-KS) |
| AC Power Source | Chroma | 61601 | F104090004 | N/A | NCR | Sep. 22, 2020 | NCR | Radiation (03CH05-KS) |
| Turn Table | ChamPro | EM 1000-T | 060762-T | 0~360 degree | NCR | Sep. 22, 2020 | NCR | Radiation (03CH05-KS) |
| Antenna Mast | ChamPro | EM 1000-A | 060762-A | 1 m~4 m | NCR | Sep. 22, 2020 | NCR | Radiation (03CH05-KS) |
| EMI Receiver | R&S | ESCI7 | 100768 | 9kHz~7GHz; | Apr. 14, 2020 | Aug. 18, 2020 | Apr. 13, 2021 | Conduction (CO01-KS) |
| AC LISN (for auxiliary equipment) | MessTec | AN3016 | 060103 | 9kHz~30MHz | Oct. 18, 2019 | Aug. 18, 2020 | Oct. 17, 2020 | Conduction (CO01-KS) |
| AC LISN | MessTec | AN3016 | 060105 | 9kHz~30MHz | Oct. 28, 2019 | Aug. 18, 2020 | Oct. 27, 2020 | Conduction (CO01-KS) |
| AC Power Source | Chroma | 61602 | ABP00000811 | AC 0V~300V, 45Hz~1000Hz | Oct. 18, 2019 | Aug. 18, 2020 | Oct. 17, 2020 | Conduction (CO01-KS) |

NCR: No Calibration Required



5 Uncertainty of Evaluation

The measurement uncertainties shown below were calculated in accordance with the requirements of ANSI 63.10-2013. All the measurement uncertainty value were shown with a coverage K=2 to indicate 95% level of confidence. The measurement data show herein meets or exceeds the CISPR measurement uncertainty values specified in CISPR 16-4-2 and can be compared directly to specified limit to determine compliance.

Uncertainty of Conducted Emission Measurement (150kHz ~ 30MHz)

| | |
|---|--------|
| Measuring Uncertainty for a Level of Confidence of 95% (U = 2Uc(y)) | 2.94dB |
|---|--------|

Uncertainty of Radiated Emission Measurement (30 MHz ~ 1000 MHz)

| | |
|---|-------|
| Measuring Uncertainty for a Level of Confidence of 95% (U = 2Uc(y)) | 5.0dB |
|---|-------|

Uncertainty of Radiated Emission Measurement (1000 MHz ~ 18000 MHz)

| | |
|---|-------|
| Measuring Uncertainty for a Level of Confidence of 95% (U = 2Uc(y)) | 5.0dB |
|---|-------|

Uncertainty of Radiated Emission Measurement (18000 MHz ~ 40000 MHz)

| | |
|---|-------|
| Measuring Uncertainty for a Level of Confidence of 95% (U = 2Uc(y)) | 5.0dB |
|---|-------|



Appendix A. Conducted Test Results

| | | | | |
|----------------|--------------------|--------------------|-------|----|
| Test Engineer: | Tizzy T | Temperature: | 21~25 | °C |
| Test Date: | 2020/9/8~2020/9/22 | Relative Humidity: | 51~54 | % |

TEST RESULTS DATA
26dB and 99% OBW

| Band I | | | | | | | | | | |
|--------|-----------|-----------------|-----|-------------|---------------------|-----------------------|------------------------------------|-----------------------------------|--|--|
| Mod. | Data Rate | N _{TX} | CH. | Freq. (MHz) | 99% Bandwidth (MHz) | 26 dB Bandwidth (MHz) | IC 99% Bandwidth Power Limit (dBm) | IC 99% Bandwidth EIRP Limit (dBm) | | |
| 11a | 6Mbps | 1 | 36 | 5180 | 17.58 | 23.58 | - | 22.45 | | |
| 11a | 6Mbps | 1 | 44 | 5220 | 17.58 | 24.68 | - | 22.45 | | |
| 11a | 6Mbps | 1 | 48 | 5240 | 17.63 | 24.73 | - | 22.46 | | |
| HT40 | MCS0 | 1 | 38 | 5190 | 36.56 | 41.27 | - | 23.01 | | |
| HT40 | MCS0 | 1 | 46 | 5230 | 36.46 | 41.81 | - | 23.01 | | |
| VHT20 | MCS0 | 1 | 36 | 5180 | 18.73 | 25.13 | - | 22.73 | | |
| VHT20 | MCS0 | 1 | 44 | 5220 | 18.78 | 25.52 | - | 22.74 | | |
| VHT20 | MCS0 | 1 | 48 | 5240 | 18.73 | 25.18 | - | 22.73 | | |
| VHT80 | MCS0 | 1 | 42 | 5210 | 75.64 | 83.12 | - | 23.01 | | |

TEST RESULTS DATA
Average Power Table

| FCC Band I | | | | | | | | | | |
|------------|-----------|-----------------|-----|-------------|------------------|-------------------------------|---------------------------------|----------|--|-----------|
| Mod. | Data Rate | N _{TX} | CH. | Freq. (MHz) | Duty Factor (dB) | Average Conducted Power (dBm) | FCC Conducted Power Limit (dBm) | DG (dBi) | | Pass/Fail |
| 11a | 6Mbps | 1 | 36 | 5180 | 0.08 | 17.22 | 24.00 | -7.14 | | Pass |
| 11a | 6Mbps | 1 | 44 | 5220 | 0.08 | 17.90 | 24.00 | -7.14 | | Pass |
| 11a | 6Mbps | 1 | 48 | 5240 | 0.08 | 17.87 | 24.00 | -7.14 | | Pass |
| HT20 | MCS0 | 1 | 36 | 5180 | 0.08 | 16.30 | 24.00 | -7.14 | | Pass |
| HT20 | MCS0 | 1 | 44 | 5220 | 0.08 | 16.67 | 24.00 | -7.14 | | Pass |
| HT20 | MCS0 | 1 | 48 | 5240 | 0.08 | 16.81 | 24.00 | -7.14 | | Pass |
| HT40 | MCS0 | 1 | 38 | 5190 | 0.14 | 10.85 | 24.00 | -7.14 | | Pass |
| HT40 | MCS0 | 1 | 46 | 5230 | 0.14 | 16.23 | 24.00 | -7.14 | | Pass |
| VHT20 | MCS0 | 1 | 36 | 5180 | 0.09 | 16.34 | 24.00 | -7.14 | | Pass |
| VHT20 | MCS0 | 1 | 44 | 5220 | 0.09 | 16.88 | 24.00 | -7.14 | | Pass |
| VHT20 | MCS0 | 1 | 48 | 5240 | 0.09 | 16.87 | 24.00 | -7.14 | | Pass |
| VHT40 | MCS0 | 1 | 38 | 5190 | 0.16 | 10.80 | 24.00 | -7.14 | | Pass |
| VHT40 | MCS0 | 1 | 46 | 5230 | 0.16 | 15.75 | 24.00 | -7.14 | | Pass |
| VHT80 | MCS0 | 1 | 42 | 5210 | 0.31 | 10.42 | 24.00 | -7.14 | | Pass |

TEST RESULTS DATA
Power Spectral Density

| FCC Band I | | | | | | | | | | |
|------------|-----------|-----|-----|-------------|------------------|---------------------------------|-----------------------------|----------|---|-----------|
| Mod. | Data Rate | NTX | CH. | Freq. (MHz) | Duty Factor (dB) | Average Power Density (dBm/MHz) | Average PSD Limit (dBm/MHz) | DG (dBi) | - | Pass/Fail |
| 11a | 6Mbps | 1 | 36 | 5180 | 0.08 | 6.99 | 11.00 | -7.14 | | Pass |
| 11a | 6Mbps | 1 | 44 | 5220 | 0.08 | 7.18 | 11.00 | -7.14 | | Pass |
| 11a | 6Mbps | 1 | 48 | 5240 | 0.08 | 7.14 | 11.00 | -7.14 | | Pass |
| HT40 | MCS0 | 1 | 38 | 5190 | 0.14 | -2.71 | 11.00 | -7.14 | | Pass |
| HT40 | MCS0 | 1 | 46 | 5230 | 0.14 | 2.03 | 11.00 | -7.14 | | Pass |
| VHT20 | MCS0 | 1 | 36 | 5180 | 0.09 | 5.39 | 11.00 | -7.14 | | Pass |
| VHT20 | MCS0 | 1 | 44 | 5220 | 0.09 | 5.94 | 11.00 | -7.14 | | Pass |
| VHT20 | MCS0 | 1 | 48 | 5240 | 0.09 | 5.97 | 11.00 | -7.14 | | Pass |
| VHT80 | MCS0 | 1 | 42 | 5210 | 0.31 | -5.91 | 11.00 | -7.14 | | Pass |

TEST RESULTS DATA
26dB and 99% OBW

| Band II | | | | | | | | | | | |
|---------|-----------|-----|-----|-------------|---------------------|-----------------------|------------------------------------|-----------------------------------|--------------------------------------|------|--|
| Mod. | Data Rate | NTX | CH. | Freq. (MHz) | 99% Bandwidth (MHz) | 26 dB Bandwidth (MHz) | IC 99% Bandwidth Power Limit (dBm) | IC 99% Bandwidth EIRP Limit (dBm) | FCC 26dB Bandwidth Power Limit (dBm) | Note | |
| 11a | 6M bps | 1 | 52 | 5260 | 17.63 | 24.48 | 23.46 | 29.46 | 23.98 | | |
| 11a | 6M bps | 1 | 60 | 5300 | 17.53 | 24.73 | 23.44 | 29.44 | 23.98 | | |
| 11a | 6M bps | 1 | 64 | 5320 | 17.63 | 24.68 | 23.46 | 29.46 | 23.98 | | |
| HT20 | MCS 0 | 1 | 52 | 5260 | 18.73 | 25.28 | 23.73 | 29.73 | 23.98 | | |
| HT20 | MCS 0 | 1 | 60 | 5300 | 18.73 | 25.57 | 23.73 | 29.73 | 23.98 | | |
| HT20 | MCS 0 | 1 | 64 | 5320 | 18.68 | 25.08 | 23.71 | 29.71 | 23.98 | | |
| HT40 | MCS 0 | 1 | 54 | 5270 | 36.46 | 41.72 | 23.98 | 30.00 | 23.98 | | |
| HT40 | MCS 0 | 1 | 62 | 5310 | 36.46 | 41.72 | 23.98 | 30.00 | 23.98 | | |
| VHT80 | MCS 0 | 1 | 58 | 5290 | 75.76 | 82.64 | 23.98 | 30.00 | 23.98 | | |

TEST RESULTS DATA
Average Power Table

| FCC Band II | | | | | | | | | | |
|-------------|-----------|-----|-----|-------------|------------------|-------------------------------|---------------------------------|----------|------------------------|-----------|
| Mod. | Data Rate | NTX | CH. | Freq. (MHz) | Duty Factor (dB) | Average Conducted Power (dBm) | FCC Conducted Power Limit (dBm) | DG (dBi) | EIRP Power Limit (dBm) | Pass/Fail |
| 11a | 6M bps | 1 | 52 | 5260 | 0.08 | 17.80 | 23.98 | -7.29 | 26.99 | Pass |
| 11a | 6M bps | 1 | 60 | 5300 | 0.08 | 17.91 | 23.98 | -7.29 | 26.99 | Pass |
| 11a | 6M bps | 1 | 64 | 5320 | 0.08 | 17.86 | 23.98 | -7.29 | 26.99 | Pass |
| HT20 | MCS 0 | 1 | 52 | 5260 | 0.08 | 16.81 | 23.98 | -7.29 | 26.99 | Pass |
| HT20 | MCS 0 | 1 | 60 | 5300 | 0.08 | 17.00 | 23.98 | -7.29 | 26.99 | Pass |
| HT20 | MCS 0 | 1 | 64 | 5320 | 0.08 | 16.95 | 23.98 | -7.29 | 26.99 | Pass |
| HT40 | MCS 0 | 1 | 54 | 5270 | 0.14 | 16.43 | 23.98 | -7.29 | 26.99 | Pass |
| HT40 | MCS 0 | 1 | 62 | 5310 | 0.14 | 15.26 | 23.98 | -7.29 | 26.99 | Pass |
| VHT20 | MCS 0 | 1 | 52 | 5260 | 0.09 | 16.85 | 23.98 | -7.29 | 26.99 | Pass |
| VHT20 | MCS 0 | 1 | 60 | 5300 | 0.09 | 16.92 | 23.98 | -7.29 | 26.99 | Pass |
| VHT20 | MCS 0 | 1 | 64 | 5320 | 0.09 | 16.98 | 23.98 | -7.29 | 26.99 | Pass |
| VHT40 | MCS 0 | 1 | 54 | 5270 | 0.16 | 15.72 | 23.98 | -7.29 | 26.99 | Pass |
| VHT40 | MCS 0 | 1 | 62 | 5310 | 0.16 | 15.89 | 23.98 | -7.29 | 26.99 | Pass |
| VHT80 | MCS 0 | 1 | 58 | 5290 | 0.31 | 14.54 | 23.98 | -7.29 | 26.99 | Pass |

TEST RESULTS DATA
Power Spectral Density

| Band II | | | | | | | | | | |
|---------|-----------|-----|-----|-------------|------------------|---------------------------------|-----------------------------|----------|--|-----------|
| Mod. | Data Rate | NTX | CH. | Freq. (MHz) | Duty Factor (dB) | Average Power Density (dBm/MHz) | Average PSD Limit (dBm/MHz) | DG (dBi) | | Pass/Fail |
| 11a | 6M bps | 1 | 52 | 5260 | 0.08 | 7.01 | 11.00 | -7.29 | | Pass |
| 11a | 6M bps | 1 | 60 | 5300 | 0.08 | 7.28 | 11.00 | -7.29 | | Pass |
| 11a | 6M bps | 1 | 64 | 5320 | 0.08 | 7.02 | 11.00 | -7.29 | | Pass |
| HT20 | MCS 0 | 1 | 52 | 5260 | 0.08 | 5.83 | 11.00 | -7.29 | | Pass |
| HT20 | MCS 0 | 1 | 60 | 5300 | 0.08 | 6.17 | 11.00 | -7.29 | | Pass |
| HT20 | MCS 0 | 1 | 64 | 5320 | 0.08 | 5.90 | 11.00 | -7.29 | | Pass |
| HT40 | MCS 0 | 1 | 54 | 5270 | 0.14 | 1.95 | 11.00 | -7.29 | | Pass |
| HT40 | MCS 0 | 1 | 62 | 5310 | 0.14 | 2.25 | 11.00 | -7.29 | | Pass |
| VHT80 | MCS 0 | 1 | 58 | 5290 | 0.31 | -1.90 | 11.00 | -7.29 | | Pass |

TEST RESULTS DATA
26dB and 99% OBW

| Band III | | | | | | | | | | | |
|----------|-----------|-----|-----|-------------|---------------------|-----------------------|------------------------------------|-----------------------------------|--------------------------------------|------|--|
| Mod. | Data Rate | NTX | CH. | Freq. (MHz) | 99% Bandwidth (MHz) | 26 dB Bandwidth (MHz) | IC 99% Bandwidth Power Limit (dBm) | IC 99% Bandwidth EIRP Limit (dBm) | FCC 26dB Bandwidth Power Limit (dBm) | Note | |
| 11a | 6M bps | 1 | 100 | 5500 | 17.53 | 24.48 | 23.44 | 29.44 | 23.98 | | |
| 11a | 6M bps | 1 | 116 | 5580 | 17.48 | 24.13 | 23.43 | 29.43 | 23.98 | | |
| 11a | 6M bps | 1 | 140 | 5700 | 17.48 | 23.13 | 23.43 | 29.43 | 23.98 | | |
| HT40 | MCS 0 | 1 | 102 | 5510 | 36.46 | 41.99 | 23.98 | 30.00 | 23.98 | | |
| HT40 | MCS 0 | 1 | 110 | 5550 | 36.46 | 41.72 | 23.98 | 30.00 | 23.98 | | |
| HT40 | MCS 0 | 1 | 134 | 5670 | 36.46 | 41.99 | 23.98 | 30.00 | 23.98 | | |
| VHT20 | MCS 0 | 1 | 100 | 5500 | 18.73 | 25.62 | 23.73 | 29.73 | 23.98 | | |
| VHT20 | MCS 0 | 1 | 116 | 5580 | 18.68 | 24.98 | 23.71 | 29.71 | 23.98 | | |
| VHT20 | MCS 0 | 1 | 140 | 5700 | 18.58 | 24.83 | 23.69 | 29.69 | 23.98 | | |
| VHT80 | MCS 0 | 1 | 106 | 5530 | 75.76 | 83.76 | 23.98 | 30.00 | 23.98 | | |

TEST RESULTS DATA
Average Power Table

| FCC Band III | | | | | | | | | | |
|--------------|-----------|-----|-----|-------------|------------------|-------------------------------|---------------------------------|----------|------------------------|-----------|
| Mod. | Data Rate | NTX | CH. | Freq. (MHz) | Duty Factor (dB) | Average Conducted Power (dBm) | FCC Conducted Power Limit (dBm) | DG (dBi) | EIRP Power Limit (dBm) | Pass/Fail |
| 11a | 6M bps | 1 | 100 | 5500 | 0.08 | 17.91 | 23.98 | -7.41 | 26.99 | Pass |
| 11a | 6M bps | 1 | 116 | 5580 | 0.08 | 17.94 | 23.98 | -7.41 | 26.99 | Pass |
| 11a | 6M bps | 1 | 140 | 5700 | 0.08 | 18.10 | 23.98 | -7.41 | 26.99 | Pass |
| HT20 | MCS 0 | 1 | 100 | 5500 | 0.08 | 16.72 | 23.98 | -7.41 | 26.99 | Pass |
| HT20 | MCS 0 | 1 | 116 | 5580 | 0.08 | 16.96 | 23.98 | -7.41 | 26.99 | Pass |
| HT20 | MCS 0 | 1 | 140 | 5700 | 0.08 | 16.86 | 23.98 | -7.41 | 26.99 | Pass |
| HT40 | MCS 0 | 1 | 102 | 5510 | 0.14 | 16.37 | 23.98 | -7.41 | 26.99 | Pass |
| HT40 | MCS 0 | 1 | 110 | 5550 | 0.14 | 16.35 | 23.98 | -7.41 | 26.99 | Pass |
| HT40 | MCS 0 | 1 | 134 | 5670 | 0.14 | 15.75 | 23.98 | -7.41 | 26.99 | Pass |
| VHT20 | MCS 0 | 1 | 100 | 5500 | 0.09 | 16.90 | 23.98 | -7.41 | 26.99 | Pass |
| VHT20 | MCS 0 | 1 | 116 | 5580 | 0.09 | 16.98 | 23.98 | -7.41 | 26.99 | Pass |
| VHT20 | MCS 0 | 1 | 140 | 5700 | 0.09 | 16.91 | 23.98 | -7.41 | 26.99 | Pass |
| VHT40 | MCS 0 | 1 | 102 | 5510 | 0.16 | 15.67 | 23.98 | -7.41 | 26.99 | Pass |
| VHT40 | MCS 0 | 1 | 110 | 5550 | 0.16 | 15.62 | 23.98 | -7.41 | 26.99 | Pass |
| VHT40 | MCS 0 | 1 | 134 | 5670 | 0.16 | 15.85 | 23.98 | -7.41 | 26.99 | Pass |
| VHT80 | MCS 0 | 1 | 106 | 5530 | 0.31 | 14.00 | 23.98 | -7.41 | 26.99 | Pass |

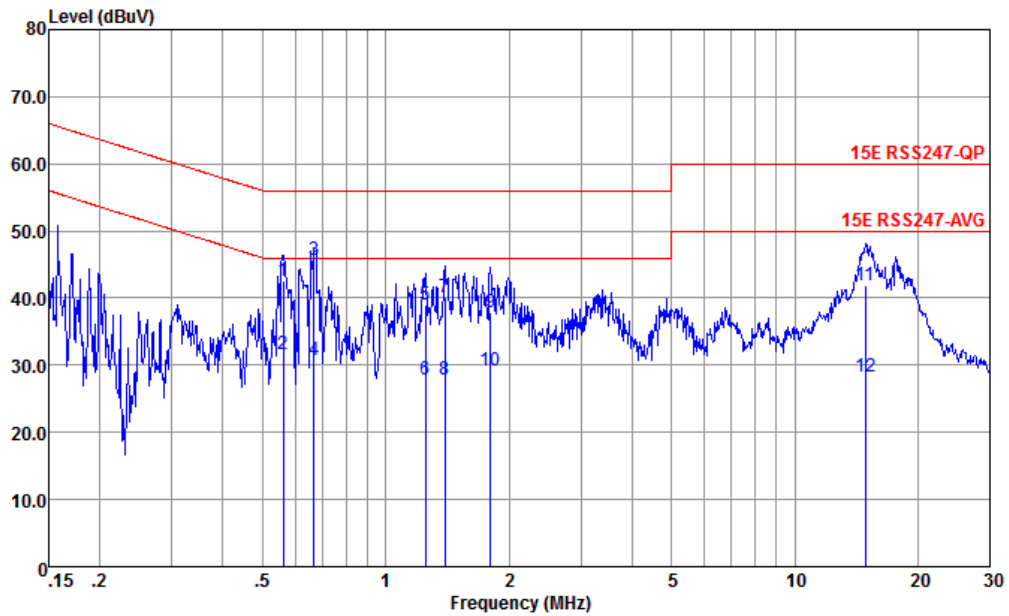
TEST RESULTS DATA
Power Spectral Density

| Band III | | | | | | | | | | |
|----------|-----------|-----|-----|-------------|------------------|---------------------------------|-----------------------------|----------|--|-----------|
| Mod. | Data Rate | NTX | CH. | Freq. (MHz) | Duty Factor (dB) | Average Power Density (dBm/MHz) | Average PSD Limit (dBm/MHz) | DG (dBi) | | Pass/Fail |
| 11a | 6M bps | 1 | 100 | 5500 | 0.08 | 6.72 | 11.00 | -7.41 | | Pass |
| 11a | 6M bps | 1 | 116 | 5580 | 0.08 | 6.92 | 11.00 | -7.41 | | Pass |
| 11a | 6M bps | 1 | 140 | 5700 | 0.08 | 7.04 | 11.00 | -7.41 | | Pass |
| HT40 | MCS 0 | 1 | 102 | 5510 | 0.14 | 2.23 | 11.00 | -7.41 | | Pass |
| HT40 | MCS 0 | 1 | 110 | 5550 | 0.14 | 2.22 | 11.00 | -7.41 | | Pass |
| HT40 | MCS 0 | 1 | 134 | 5670 | 0.14 | 2.09 | 11.00 | -7.41 | | Pass |
| VHT20 | MCS 0 | 1 | 100 | 5500 | 0.09 | 5.83 | 11.00 | -7.41 | | Pass |
| VHT20 | MCS 0 | 1 | 116 | 5580 | 0.09 | 5.77 | 11.00 | -7.41 | | Pass |
| VHT20 | MCS 0 | 1 | 140 | 5700 | 0.09 | 6.00 | 11.00 | -7.41 | | Pass |
| VHT80 | MCS 0 | 1 | 106 | 5530 | 0.31 | -2.62 | 11.00 | -7.41 | | Pass |



Appendix B. AC Conducted Emission Test Results

| | | | |
|-----------------|---|---------------------|-------------|
| Test Engineer : | Amos Zhang | Temperature : | 25.3~26.2°C |
| | | Relative Humidity : | 38~40% |
| Test Voltage : | 120Vac / 60Hz | Phase : | Line |
| Remark : | All emissions not reported here are more than 10 dB below the prescribed limit. | | |

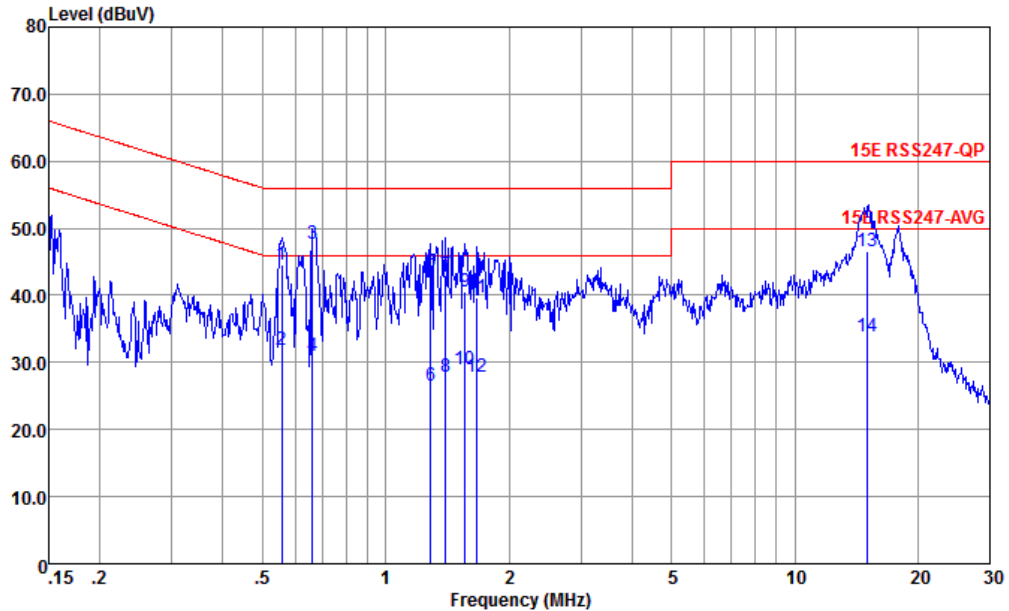


Site : CO01-KS
 Condition : 15E RSS247-QP LISN-L-191028-CN02 LINE

| | Freq | Level | Over Limit | Limit Line | Read Level | LISN Factor | Cable Loss | Remark |
|-----|--------|-------|------------|------------|------------|-------------|------------|---------|
| | MHz | dBuV | dB | dBuV | dBuV | dB | dB | |
| 1 | 0.561 | 42.57 | -13.43 | 56.00 | 32.19 | 0.14 | 10.24 | QP |
| 2 | 0.561 | 31.87 | -14.43 | 46.00 | 21.19 | 0.14 | 10.24 | Average |
| 3 * | 0.668 | 45.89 | -10.41 | 56.00 | 35.20 | 0.15 | 10.24 | QP |
| 4 | 0.668 | 30.69 | -15.31 | 46.00 | 20.30 | 0.15 | 10.24 | Average |
| 5 | 1.249 | 39.08 | -16.92 | 56.00 | 28.60 | 0.25 | 10.23 | QP |
| 6 | 1.249 | 27.78 | -18.22 | 46.00 | 17.30 | 0.25 | 10.23 | Average |
| 7 | 1.396 | 40.11 | -15.89 | 56.00 | 29.60 | 0.28 | 10.23 | QP |
| 8 | 1.396 | 27.81 | -18.19 | 46.00 | 17.30 | 0.28 | 10.23 | Average |
| 9 | 1.800 | 37.79 | -18.21 | 56.00 | 27.20 | 0.36 | 10.23 | QP |
| 10 | 1.800 | 29.19 | -16.81 | 46.00 | 18.60 | 0.36 | 10.23 | Average |
| 11 | 14.907 | 41.84 | -18.16 | 60.00 | 29.90 | 1.55 | 10.39 | QP |
| 12 | 14.907 | 28.24 | -21.76 | 50.00 | 16.30 | 1.55 | 10.39 | Average |



| | | | |
|-----------------|---|---------------------|-------------|
| Test Engineer : | Amos Zhang | Temperature : | 25.3~26.2°C |
| | | Relative Humidity : | 38~40% |
| Test Voltage : | 120Vac / 60Hz | Phase : | Neutral |
| Remark : | All emissions not reported here are more than 10 dB below the prescribed limit. | | |



Site : CO01-KS
 Condition : 15E RSS247-QP LISN-N-191028-CN02 NEUTRAL

| | Freq | Level | Over | Limit | Read | LISN | Cable | Remark |
|-----|--------|-------|--------|-------|-------|--------|-------|---------|
| | MHz | dBuV | Limit | Line | Level | Factor | Loss | |
| | | | dB | dBuV | dBuV | dB | dB | |
| 1 | 0.558 | 44.67 | -11.33 | 56.00 | 34.19 | 0.24 | 10.24 | QP |
| 2 | 0.558 | 31.97 | -14.03 | 46.00 | 21.49 | 0.24 | 10.24 | Average |
| 3 * | 0.661 | 47.69 | -8.31 | 56.00 | 37.20 | 0.25 | 10.24 | QP |
| 4 | 0.661 | 30.99 | -15.01 | 46.00 | 20.50 | 0.25 | 10.24 | Average |
| 5 | 1.289 | 43.41 | -12.59 | 56.00 | 32.81 | 0.37 | 10.23 | QP |
| 6 | 1.289 | 26.51 | -19.49 | 46.00 | 15.91 | 0.37 | 10.23 | Average |
| 7 | 1.403 | 42.93 | -13.07 | 56.00 | 32.30 | 0.40 | 10.23 | QP |
| 8 | 1.403 | 27.83 | -18.17 | 46.00 | 17.20 | 0.40 | 10.23 | Average |
| 9 | 1.560 | 40.57 | -15.43 | 56.00 | 29.90 | 0.44 | 10.23 | QP |
| 10 | 1.560 | 28.87 | -17.13 | 46.00 | 18.20 | 0.44 | 10.23 | Average |
| 11 | 1.671 | 39.59 | -16.41 | 56.00 | 28.90 | 0.46 | 10.23 | QP |
| 12 | 1.671 | 27.79 | -18.21 | 46.00 | 17.10 | 0.46 | 10.23 | Average |
| 13 | 15.066 | 46.54 | -13.46 | 60.00 | 34.20 | 1.94 | 10.40 | QP |
| 14 | 15.066 | 33.84 | -16.16 | 50.00 | 21.50 | 1.94 | 10.40 | Average |

Note:

- Level(dBμV) = Read Level(dBμV) + LISN Factor(dB) + Cable Loss(dB)
- Over Limit(dB) = Level(dBμV) – Limit Line(dBμV)



Appendix C. Radiated Spurious Emission

Band 1 - 5150~5250MHz
WIFI 802.11a (Band Edge @ 3m)

| WIFI Ant. | Note | Frequency | Level | Over Limit | Limit Line | Read Level | Antenna Factor | Path Loss | Preamplifier Factor | Ant Pos | Table Pos | Peak Avg. | Pol. |
|-----------------------------|---|-----------|------------|------------|------------|------------|----------------|-----------|---------------------|---------|-----------|-----------|-------|
| 1 | | (MHz) | (dBμV/m) | (dB) | (dBμV/m) | (dBμV) | (dB/m) | (dB) | (dB) | (cm) | (deg) | (P/A) | (H/V) |
| 802.11a CH 36 5180MHz | | 5149.12 | 61.29 | -12.71 | 74 | 46.65 | 34.07 | 11.18 | 30.61 | 129 | 189 | P | H |
| | | 5149.98 | 50.81 | -3.19 | 54 | 36.17 | 34.07 | 11.18 | 30.61 | 129 | 189 | A | H |
| | * | 5176 | 110.37 | - | - | 95.66 | 34.12 | 11.21 | 30.62 | 129 | 189 | P | H |
| | | 5176 | 101.74 | - | - | 87.03 | 34.12 | 11.21 | 30.62 | 129 | 189 | A | H |
| | | 5145.6 | 59.66 | -14.34 | 74 | 45.02 | 34.07 | 11.18 | 30.61 | 150 | 189 | P | V |
| | | 5149.98 | 50.57 | -3.43 | 54 | 35.93 | 34.07 | 11.18 | 30.61 | 150 | 189 | A | V |
| | * | 5182 | 109.93 | - | - | 95.22 | 34.12 | 11.21 | 30.62 | 150 | 189 | P | V |
| | | 5182 | 102.74 | - | - | 88.03 | 34.12 | 11.21 | 30.62 | 150 | 189 | A | V |
| Remark | <p style="text-align: center;">No other spurious found. All results are PASS against Peak and Average limit line.</p> | | | | | | | | | | | | |



Band 1 5150~5250MHz

WIFI 802.11a (Harmonic @ 3m)

| WIFI Ant. 1 | Note | Frequency (MHz) | Level (dBμV/m) | Over Limit (dB) | Limit Line (dBμV/m) | Read Level (dBμV) | Antenna Factor (dB/m) | Path Loss (dB) | Preamp Factor (dB) | Ant Pos (cm) | Table Pos (deg) | Peak Avg. (P/A) | Pol. (H/V) |
|--------------------------|--|-------------------|------------------|-------------------|-----------------------|---------------------|-------------------------|------------------|----------------------|----------------|-------------------|-----------------|------------|
| 802.11a CH 36 5180MHz | | 10358.36 | 45.01 | -23.29 | 68.3 | 52.57 | 37.01 | 16.11 | 60.68 | 300 | 0 | P | H |
| | | 10358.36 | 42.85 | -25.45 | 68.3 | 50.41 | 37.01 | 16.11 | 60.68 | 300 | 0 | P | V |
| 802.11a CH 44 5220MHz | | 10438.44 | 46.17 | -22.13 | 68.3 | 53.58 | 37.06 | 16.19 | 60.66 | 300 | 0 | P | H |
| | | 10438.44 | 43.47 | -24.83 | 68.3 | 50.88 | 37.06 | 16.19 | 60.66 | 300 | 0 | P | V |
| 802.11a CH 48 5240MHz | | 10478.47 | 45.74 | -22.56 | 68.3 | 53.06 | 37.09 | 16.24 | 60.65 | 300 | 0 | P | H |
| | | 10478.47 | 43.6 | -24.7 | 68.3 | 50.92 | 37.09 | 16.24 | 60.65 | 300 | 0 | P | V |
| Remark | <p>No other spurious found.</p> <p>All results are PASS against Peak and Average limit line.</p> | | | | | | | | | | | | |



Band 1 5150~5250MHz

WIFI 802.11n HT40 (Band Edge @ 3m)

| WIFI Ant. 1 | Note | Frequency (MHz) | Level (dBμV/m) | Over Limit (dB) | Limit Line (dBμV/m) | Read Level (dBμV) | Antenna Factor (dB/m) | Path Loss (dB) | Preamp Factor (dB) | Ant Pos (cm) | Table Pos (deg) | Peak Avg. (P/A) | Pol. (H/V) |
|----------------------------|---|-------------------|------------------|-------------------|-----------------------|-------------------|-------------------------|------------------|----------------------|----------------|-------------------|-----------------|------------|
| 802.11n HT40 CH 38 5190MHz | | 5149.92 | 58.93 | -15.07 | 74 | 44.29 | 34.07 | 11.18 | 30.61 | 178 | 177 | P | H |
| | | 5149.92 | 50.41 | -3.59 | 54 | 35.77 | 34.07 | 11.18 | 30.61 | 178 | 177 | A | H |
| | * | 5188 | 101.19 | - | - | 86.48 | 34.12 | 11.21 | 30.62 | 178 | 177 | P | H |
| | | 5188 | 94.02 | - | - | 79.31 | 34.12 | 11.21 | 30.62 | 178 | 177 | A | H |
| | | 5391 | 54.99 | -19.01 | 74 | 39.89 | 34.38 | 11.41 | 30.69 | 178 | 177 | P | H |
| | | 5395.5 | 46.04 | -7.96 | 54 | 30.9 | 34.4 | 11.43 | 30.69 | 178 | 177 | A | H |
| | | 5147.36 | 59.23 | -14.77 | 74 | 44.59 | 34.07 | 11.18 | 30.61 | 136 | 183 | P | V |
| | | 5149.6 | 50.09 | -3.91 | 54 | 35.45 | 34.07 | 11.18 | 30.61 | 136 | 183 | A | V |
| | * | 5194 | 100.16 | - | - | 85.42 | 34.14 | 11.23 | 30.63 | 136 | 183 | P | V |
| | | 5194 | 93.95 | - | - | 79.21 | 34.14 | 11.23 | 30.63 | 136 | 183 | A | V |
| | | 5373.18 | 54.48 | -19.52 | 74 | 39.42 | 34.35 | 11.4 | 30.69 | 136 | 183 | P | V |
| | | 5355.9 | 45.9 | -8.1 | 54 | 30.87 | 34.33 | 11.38 | 30.68 | 136 | 183 | A | V |
| Remark | <p>No other spurious found. All results are PASS against Peak and Average limit line.</p> | | | | | | | | | | | | |



Band 1 5150~5250MHz

WIFI 802.11n HT40 (Harmonic @ 3m)

| WIFI Ant. 1 | Note | Frequency (MHz) | Level (dBμV/m) | Over Limit (dB) | Limit Line (dBμV/m) | Read Level (dBμV) | Antenna Factor (dB/m) | Path Loss (dB) | Preamp Factor (dB) | Ant Pos (cm) | Table Pos (deg) | Peak Avg. (P/A) | Pol. (H/V) |
|---------------|--|-------------------|------------------|-------------------|-----------------------|-------------------|-------------------------|------------------|----------------------|----------------|-------------------|-----------------|------------|
| 802.11n HT40 | | 10380 | 44.53 | -23.77 | 68.3 | 52.02 | 37.03 | 16.15 | 60.67 | 100 | 360 | P | H |
| CH 38 5190MHz | | 10380 | 44.99 | -23.31 | 68.3 | 52.48 | 37.03 | 16.15 | 60.67 | 100 | 360 | P | V |
| 802.11n HT40 | | 10458.46 | 42.22 | -26.08 | 68.3 | 49.6 | 37.07 | 16.21 | 60.66 | 100 | 360 | P | H |
| CH 46 5230MHz | | 10458.46 | 41.99 | -26.31 | 68.3 | 49.37 | 37.07 | 16.21 | 60.66 | 100 | 360 | P | V |
| Remark | <p>No other spurious found.</p> <p>All results are PASS against Peak and Average limit line.</p> | | | | | | | | | | | | |



Band 1 5150~5250MHz

WIFI 802.11ac VHT20 (Band Edge @ 3m)

| WIFI Ant. 1 | Note | Frequency (MHz) | Level (dBμV/m) | Over Limit (dB) | Limit Line (dBμV/m) | Read Level (dBμV) | Antenna Factor (dB/m) | Path Loss (dB) | Preamplifier Factor (dB) | Ant Pos (cm) | Table Pos (deg) | Peak Avg. (P/A) | Pol. (H/V) |
|------------------------------|---|-------------------|------------------|-------------------|-----------------------|-------------------|-------------------------|------------------|----------------------------|----------------|-------------------|-----------------|------------|
| 802.11ac VHT20 CH 36 5180MHz | | 5149.98 | 58.7 | -15.3 | 74 | 44.06 | 34.07 | 11.18 | 30.61 | 179 | 181 | P | H |
| | | 5149.98 | 49.42 | -4.58 | 54 | 34.78 | 34.07 | 11.18 | 30.61 | 179 | 181 | A | H |
| | * | 5182 | 110.2 | - | - | 95.49 | 34.12 | 11.21 | 30.62 | 179 | 181 | P | H |
| | | 5182 | 102.4 | - | - | 87.69 | 34.12 | 11.21 | 30.62 | 179 | 181 | A | H |
| | | 5148.64 | 59.09 | -14.91 | 74 | 44.45 | 34.07 | 11.18 | 30.61 | 179 | 180 | P | V |
| | | 5149.98 | 49.16 | -4.84 | 54 | 34.52 | 34.07 | 11.18 | 30.61 | 179 | 180 | A | V |
| | * | 5176 | 109.22 | - | - | 94.51 | 34.12 | 11.21 | 30.62 | 179 | 180 | P | V |
| | | 5176 | 101.3 | - | - | 86.59 | 34.12 | 11.21 | 30.62 | 179 | 180 | A | V |
| Remark | <p>No other spurious found. All results are PASS against Peak and Average limit line.</p> | | | | | | | | | | | | |



Band 1 5150~5250MHz

WIFI 802.11ac VHT20 (Harmonic @ 3m)

| WIFI Ant. 1 | Note | Frequency (MHz) | Level (dBμV/m) | Over Limit (dB) | Limit Line (dBμV/m) | Read Level (dBμV) | Antenna Factor (dB/m) | Path Loss (dB) | Preamp Factor (dB) | Ant Pos (cm) | Table Pos (deg) | Peak Avg. (P/A) | Pol. (H/V) |
|----------------|--|-------------------|------------------|-------------------|-----------------------|---------------------|-------------------------|------------------|----------------------|----------------|-------------------|-----------------|------------|
| 802.11ac VHT20 | | 10358.36 | 42.92 | -25.38 | 68.3 | 50.48 | 37.01 | 16.11 | 60.68 | 100 | 360 | P | H |
| CH 36 | | 10358.36 | 42.36 | -25.94 | 68.3 | 49.92 | 37.01 | 16.11 | 60.68 | 100 | 360 | P | V |
| 5180MHz | | | | | | | | | | | | | |
| 802.11ac VHT20 | | 10438.44 | 41.96 | -26.34 | 68.3 | 49.37 | 37.06 | 16.19 | 60.66 | 100 | 360 | P | H |
| CH 44 | | 10438.44 | 43.02 | -25.28 | 68.3 | 50.43 | 37.06 | 16.19 | 60.66 | 100 | 360 | P | V |
| 5220MHz | | | | | | | | | | | | | |
| 802.11ac VHT20 | | 10478.47 | 43.07 | -25.23 | 68.3 | 50.39 | 37.09 | 16.24 | 60.65 | 100 | 360 | P | H |
| CH 48 | | 10478.47 | 43.56 | -24.74 | 68.3 | 50.88 | 37.09 | 16.24 | 60.65 | 100 | 360 | P | V |
| 5240MHz | | | | | | | | | | | | | |
| Remark | <p>No other spurious found.</p> <p>All results are PASS against Peak and Average limit line.</p> | | | | | | | | | | | | |



Band 1 5150~5250MHz

WIFI 802.11ac VHT80 (Band Edge @ 3m)

| WIFI Ant. 1 | Note | Frequency (MHz) | Level (dBμV/m) | Over Limit (dB) | Limit Line (dBμV/m) | Read Level (dBμV) | Antenna Factor (dB/m) | Path Loss (dB) | Preamp Factor (dB) | Ant Pos (cm) | Table Pos (deg) | Peak Avg. (P/A) | Pol. (H/V) |
|------------------------------|---|-------------------|------------------|-------------------|-----------------------|-------------------|-------------------------|------------------|----------------------|----------------|-------------------|-----------------|------------|
| 802.11ac VHT80 CH 42 5210MHz | | 5148 | 59.22 | -14.78 | 74 | 44.58 | 34.07 | 11.18 | 30.61 | 178 | 184 | P | H |
| | | 5147.84 | 50.77 | -3.23 | 54 | 36.13 | 34.07 | 11.18 | 30.61 | 178 | 184 | A | H |
| | * | 5218 | 98.26 | - | - | 83.48 | 34.16 | 11.25 | 30.63 | 178 | 184 | P | H |
| | | 5218 | 91 | - | - | 76.22 | 34.16 | 11.25 | 30.63 | 178 | 184 | A | H |
| | | 5367.96 | 55.54 | -18.46 | 74 | 40.48 | 34.35 | 11.4 | 30.69 | 178 | 184 | P | H |
| | | 5396.22 | 46.42 | -7.58 | 54 | 31.28 | 34.4 | 11.43 | 30.69 | 178 | 184 | A | H |
| | | 5148.48 | 59.25 | -14.75 | 74 | 44.61 | 34.07 | 11.18 | 30.61 | 178 | 181 | P | V |
| | | 5149.44 | 50.86 | -3.14 | 54 | 36.22 | 34.07 | 11.18 | 30.61 | 178 | 181 | A | V |
| | * | 5200 | 95.83 | - | - | 81.09 | 34.14 | 11.23 | 30.63 | 178 | 181 | P | V |
| | | 5200 | 88.33 | - | - | 73.59 | 34.14 | 11.23 | 30.63 | 178 | 181 | A | V |
| | | 5362.2 | 54.96 | -19.04 | 74 | 39.9 | 34.35 | 11.4 | 30.69 | 178 | 181 | P | V |
| | | 5386.14 | 46.28 | -7.72 | 54 | 31.18 | 34.38 | 11.41 | 30.69 | 178 | 181 | A | V |
| Remark | <p>No other spurious found. All results are PASS against Peak and Average limit line.</p> | | | | | | | | | | | | |



Band 1 5150~5250MHz

WIFI 802.11ac VHT80 (Harmonic @ 3m)

| WIFI Ant. | Note | Frequency (MHz) | Level (dBμV/m) | Over Limit (dB) | Limit Line (dBμV/m) | Read Level (dBμV) | Antenna Factor (dB/m) | Path Loss (dB) | Preamp Factor (dB) | Ant Pos (cm) | Table Pos (deg) | Peak Avg. (P/A) | Pol. (H/V) |
|----------------|--|-------------------|------------------|-------------------|-----------------------|-------------------|-------------------------|------------------|----------------------|----------------|-------------------|-----------------|------------|
| 802.11ac VHT80 | | 10418.42 | 41.98 | -26.32 | 68.3 | 49.42 | 37.05 | 16.18 | 60.67 | 100 | 360 | P | H |
| CH 42 5210MHz | | 10418.42 | 41.83 | -26.47 | 68.3 | 49.27 | 37.05 | 16.18 | 60.67 | 100 | 360 | P | V |
| Remark | <p>No other spurious found.</p> <p>All results are PASS against Peak and Average limit line.</p> | | | | | | | | | | | | |



Band 2 - 5250~5350MHz

WIFI 802.11a (Band Edge @ 3m)

| WIFI Ant. 1 | Note | Frequency (MHz) | Level (dBμV/m) | Over Limit (dB) | Limit Line (dBμV/m) | Read Level (dBμV) | Antenna Factor (dB/m) | Path Loss (dB) | Preamp Factor (dB) | Ant Pos (cm) | Table Pos (deg) | Peak Avg. (P/A) | Pol. (H/V) |
|-----------------------------|---|-------------------|------------------|-------------------|-----------------------|-------------------|-------------------------|------------------|----------------------|----------------|-------------------|-----------------|------------|
| 802.11a CH 64 5320MHz | * | 5320 | 112.01 | - | - | 97.04 | 34.29 | 11.35 | 30.67 | 126 | 177 | P | H |
| | | 5320 | 104.98 | - | - | 90.01 | 34.29 | 11.35 | 30.67 | 126 | 177 | A | H |
| | | 5350.2 | 59.39 | -14.61 | 74 | 44.36 | 34.33 | 11.38 | 30.68 | 126 | 177 | P | H |
| | | 5350 | 49.28 | -4.72 | 54 | 34.25 | 34.33 | 11.38 | 30.68 | 126 | 177 | A | H |
| | * | 5320 | 108.58 | - | - | 93.61 | 34.29 | 11.35 | 30.67 | 236 | 195 | P | V |
| | | 5320 | 101.03 | - | - | 86.06 | 34.29 | 11.35 | 30.67 | 236 | 195 | A | V |
| | | 5350.2 | 56.08 | -17.92 | 74 | 41.05 | 34.33 | 11.38 | 30.68 | 236 | 195 | P | V |
| | | 5350 | 46.83 | -7.17 | 54 | 31.8 | 34.33 | 11.38 | 30.68 | 236 | 195 | A | V |
| Remark | <p>No other spurious found. All results are PASS against Peak and Average limit line.</p> | | | | | | | | | | | | |



Band 2 5250~5350MHz

WIFI 802.11a (Harmonic @ 3m)

| WIFI Ant. 1 | Note | Frequency (MHz) | Level (dBμV/m) | Over Limit (dB) | Limit Line (dBμV/m) | Read Level (dBμV) | Antenna Factor (dB/m) | Path Loss (dB) | Preamp Factor (dB) | Ant Pos (cm) | Table Pos (deg) | Peak Avg. (P/A) | Pol. (H/V) |
|--------------------------|---|-------------------|------------------|-------------------|-----------------------|-------------------|-------------------------|------------------|----------------------|----------------|-------------------|-----------------|------------|
| 802.11a CH 52 5260MHz | | 10518.52 | 45.41 | -22.89 | 68.3 | 52.68 | 37.11 | 16.27 | 60.65 | 100 | 360 | P | H |
| | | 10518.52 | 42.81 | -25.49 | 68.3 | 50.08 | 37.11 | 16.27 | 60.65 | 100 | 360 | P | V |
| 802.11a CH 60 5300MHz | | 10600 | 44.56 | -29.44 | 74 | 51.68 | 37.16 | 16.35 | 60.63 | 300 | 0 | P | H |
| | | 10600 | 42.85 | -31.15 | 74 | 49.97 | 37.16 | 16.35 | 60.63 | 300 | 0 | P | V |
| 802.11a CH 64 5320MHz | | 10638.63 | 43.63 | -30.37 | 74 | 50.68 | 37.18 | 16.39 | 60.62 | 300 | 0 | P | H |
| | | 10638.63 | 43.31 | -30.69 | 74 | 50.36 | 37.18 | 16.39 | 60.62 | 300 | 0 | P | V |
| Remark | <p>No other spurious found. All results are PASS against Peak and Average limit line.</p> | | | | | | | | | | | | |



Band 2 5250~5350MHz

WIFI 802.11n HT20 (Band Edge @ 3m)

| WIFI Ant. 1 | Note | Frequency (MHz) | Level (dBμV/m) | Over Limit (dB) | Limit Line (dBμV/m) | Read Level (dBμV) | Antenna Factor (dB/m) | Path Loss (dB) | Preamp Factor (dB) | Ant Pos (cm) | Table Pos (deg) | Peak Avg. (P/A) | Pol. (H/V) |
|----------------------------|---|-------------------|------------------|-------------------|-----------------------|-------------------|-------------------------|------------------|----------------------|----------------|-------------------|-----------------|------------|
| 802.11n HT20 CH 64 5320MHz | * | 5320 | 111.25 | - | - | 96.28 | 34.29 | 11.35 | 30.67 | 115 | 180 | P | H |
| | | 5320 | 104.03 | - | - | 89.06 | 34.29 | 11.35 | 30.67 | 115 | 180 | A | H |
| | | 5352 | 58.55 | -15.45 | 74 | 43.52 | 34.33 | 11.38 | 30.68 | 115 | 180 | P | H |
| | | 5350 | 48.62 | -5.38 | 54 | 33.59 | 34.33 | 11.38 | 30.68 | 115 | 180 | A | H |
| | * | 5320 | 106.7 | - | - | 91.73 | 34.29 | 11.35 | 30.67 | 181 | 188 | P | V |
| | | 5320 | 99.23 | - | - | 84.26 | 34.29 | 11.35 | 30.67 | 181 | 188 | A | V |
| | | 5352.5 | 56.35 | -17.65 | 74 | 41.32 | 34.33 | 11.38 | 30.68 | 181 | 188 | P | V |
| | 5350 | 46.52 | -7.48 | 54 | 31.49 | 34.33 | 11.38 | 30.68 | 181 | 188 | A | V | |
| Remark | <p>No other spurious found. All results are PASS against Peak and Average limit line.</p> | | | | | | | | | | | | |



Band 2 5250~5350MHz

WIFI 802.11n HT20 (Harmonic @ 3m)

| WIFI Ant. 1 | Note | Frequency (MHz) | Level (dBμV/m) | Over Limit (dB) | Limit Line (dBμV/m) | Read Level (dBμV) | Antenna Factor (dB/m) | Path Loss (dB) | Preamp Factor (dB) | Ant Pos (cm) | Table Pos (deg) | Peak Avg. (P/A) | Pol. (H/V) |
|---------------|--|-------------------|------------------|-------------------|-----------------------|---------------------|-------------------------|------------------|----------------------|----------------|-------------------|-----------------|------------|
| 802.11n HT20 | | 10518.52 | 42.58 | -25.72 | 68.3 | 49.85 | 37.11 | 16.27 | 60.65 | 100 | 360 | P | H |
| CH 52 5260MHz | | 10518.52 | 41.98 | -26.32 | 68.3 | 49.25 | 37.11 | 16.27 | 60.65 | 100 | 360 | P | V |
| 802.11n HT20 | | 10600 | 43.08 | -30.92 | 74 | 50.2 | 37.16 | 16.35 | 60.63 | 100 | 360 | P | H |
| CH 60 5300MHz | | 10600 | 42.8 | -31.2 | 74 | 49.92 | 37.16 | 16.35 | 60.63 | 100 | 360 | P | V |
| 802.11n HT20 | | 10638.63 | 43.25 | -30.75 | 74 | 50.3 | 37.18 | 16.39 | 60.62 | 100 | 360 | P | H |
| CH 64 5320MHz | | 10638.63 | 43.3 | -30.7 | 74 | 50.35 | 37.18 | 16.39 | 60.62 | 100 | 360 | P | V |
| Remark | <p>No other spurious found.</p> <p>All results are PASS against Peak and Average limit line.</p> | | | | | | | | | | | | |



Band 2 5250~5350MHz

WIFI 802.11n HT40 (Band Edge @ 3m)

| WIFI Ant. | Note | Frequency (MHz) | Level (dBμV/m) | Over Limit (dB) | Limit Line (dBμV/m) | Read Level (dBμV) | Antenna Factor (dB/m) | Path Loss (dB) | Preamp Factor (dB) | Ant Pos (cm) | Table Pos (deg) | Peak Avg. (P/A) | Pol. (H/V) |
|----------------------------|---|-------------------|------------------|-------------------|-----------------------|-------------------|-------------------------|------------------|----------------------|----------------|-------------------|-----------------|------------|
| 802.11n HT40 CH 62 5310MHz | | 5110.72 | 56.48 | -17.52 | 74 | 41.9 | 34.03 | 11.15 | 30.6 | 135 | 183 | P | H |
| | | 5101.6 | 47.46 | -6.54 | 54 | 32.92 | 34.01 | 11.13 | 30.6 | 135 | 183 | A | H |
| | * | 5308 | 105.73 | - | - | 90.8 | 34.27 | 11.33 | 30.67 | 135 | 183 | P | H |
| | | 5308 | 98.29 | - | - | 83.36 | 34.27 | 11.33 | 30.67 | 135 | 183 | A | H |
| | | 5351.2 | 59.83 | -14.17 | 74 | 44.8 | 34.33 | 11.38 | 30.68 | 135 | 183 | P | H |
| | | 5350.3 | 50.44 | -3.56 | 54 | 35.41 | 34.33 | 11.38 | 30.68 | 135 | 183 | A | H |
| | | 5132.64 | 57.57 | -16.43 | 74 | 42.97 | 34.05 | 11.16 | 30.61 | 156 | 180 | P | V |
| | | 5140.16 | 47.5 | -6.5 | 54 | 32.86 | 34.07 | 11.18 | 30.61 | 156 | 180 | A | V |
| | * | 5308 | 101.19 | - | - | 86.26 | 34.27 | 11.33 | 30.67 | 156 | 180 | P | V |
| | | 5308 | 94.29 | - | - | 79.36 | 34.27 | 11.33 | 30.67 | 156 | 180 | A | V |
| | | 5360 | 56.12 | -17.88 | 74 | 41.09 | 34.33 | 11.38 | 30.68 | 156 | 180 | P | V |
| | | 5350.1 | 47.53 | -6.47 | 54 | 32.5 | 34.33 | 11.38 | 30.68 | 156 | 180 | A | V |
| Remark | <p style="text-align: center;">No other spurious found. All results are PASS against Peak and Average limit line.</p> | | | | | | | | | | | | |



Band 2 5250~5350MHz

WIFI 802.11n HT40 (Harmonic @ 3m)

| WIFI Ant. 1 | Note | Frequency (MHz) | Level (dBμV/m) | Over Limit (dB) | Limit Line (dBμV/m) | Read Level (dBμV) | Antenna Factor (dB/m) | Path Loss (dB) | Preamp Factor (dB) | Ant Pos (cm) | Table Pos (deg) | Peak Avg. (P/A) | Pol. (H/V) |
|---------------|--|-------------------|------------------|-------------------|-----------------------|-------------------|-------------------------|------------------|----------------------|----------------|-------------------|-----------------|------------|
| 802.11n HT40 | | 10538.54 | 43.19 | -25.11 | 68.3 | 50.42 | 37.12 | 16.29 | 60.64 | 100 | 360 | P | H |
| CH 54 5270MHz | | 10538.54 | 41.99 | -26.31 | 68.3 | 49.22 | 37.12 | 16.29 | 60.64 | 100 | 360 | P | V |
| 802.11n HT40 | | 10618.62 | 42.98 | -31.02 | 74 | 50.06 | 37.17 | 16.37 | 60.62 | 100 | 360 | P | H |
| CH 62 5310MHz | | 10618.62 | 42.81 | -31.19 | 74 | 49.89 | 37.17 | 16.37 | 60.62 | 100 | 360 | P | V |
| Remark | <p>No other spurious found.</p> <p>All results are PASS against Peak and Average limit line.</p> | | | | | | | | | | | | |



Band 2 5250~5350MHz

WIFI 802.11ac VHT80 (Band Edge @ 3m)

| WIFI Ant. | Note | Frequency (MHz) | Level (dBμV/m) | Over Limit (dB) | Limit Line (dBμV/m) | Read Level (dBμV) | Antenna Factor (dB/m) | Path Loss (dB) | Preamp Factor (dB) | Ant Pos (cm) | Table Pos (deg) | Peak Avg. (P/A) | Pol. (H/V) |
|------------------------------|---|-------------------|------------------|-------------------|-----------------------|-------------------|-------------------------|------------------|----------------------|----------------|-------------------|-----------------|------------|
| 802.11ac VHT80 CH 58 5290MHz | | 5119.2 | 56.35 | -17.65 | 74 | 41.77 | 34.03 | 11.15 | 30.6 | 169 | 182 | P | H |
| | | 5145.6 | 47.87 | -6.13 | 54 | 33.23 | 34.07 | 11.18 | 30.61 | 169 | 182 | A | H |
| | * | 5296 | 102.15 | - | - | 87.21 | 34.27 | 11.33 | 30.66 | 169 | 182 | P | H |
| | | 5296 | 94.56 | - | - | 79.62 | 34.27 | 11.33 | 30.66 | 169 | 182 | A | H |
| | | 5355.4 | 59.56 | -14.44 | 74 | 44.53 | 34.33 | 11.38 | 30.68 | 169 | 182 | P | H |
| | | 5350.9 | 50 | -4 | 54 | 34.97 | 34.33 | 11.38 | 30.68 | 169 | 182 | A | H |
| | | 5125.28 | 57.27 | -16.73 | 74 | 42.66 | 34.05 | 11.16 | 30.6 | 100 | 199 | P | V |
| | | 5120.64 | 47.56 | -6.44 | 54 | 32.98 | 34.03 | 11.15 | 30.6 | 100 | 199 | A | V |
| | * | 5278 | 96.81 | - | - | 81.9 | 34.25 | 11.31 | 30.65 | 100 | 199 | P | V |
| | | 5278 | 89.49 | - | - | 74.58 | 34.25 | 11.31 | 30.65 | 100 | 199 | A | V |
| | | 5392.3 | 55.55 | -18.45 | 74 | 40.45 | 34.38 | 11.41 | 30.69 | 100 | 199 | P | V |
| | | 5350 | 47.35 | -6.65 | 54 | 32.32 | 34.33 | 11.38 | 30.68 | 100 | 199 | A | V |
| Remark | <p>No other spurious found. All results are PASS against Peak and Average limit line.</p> | | | | | | | | | | | | |



Band 2 5250~5350MHz

WIFI 802.11ac VHT80 (Harmonic @ 3m)

| WIFI Ant. | Note | Frequency (MHz) | Level (dBμV/m) | Over Limit (dB) | Limit Line (dBμV/m) | Read Level (dBμV) | Antenna Factor (dB/m) | Path Loss (dB) | Preamp Factor (dB) | Ant Pos (cm) | Table Pos (deg) | Peak Avg. (P/A) | Pol. (H/V) |
|----------------|---|-------------------|------------------|-------------------|-----------------------|-------------------|-------------------------|------------------|----------------------|----------------|-------------------|-----------------|------------|
| 802.11ac VHT80 | | 10578.58 | 42.65 | -25.65 | 68.3 | 49.82 | 37.14 | 16.32 | 60.63 | 100 | 360 | P | H |
| CH 58 5290MHz | | 10578.58 | 42.86 | -25.44 | 68.3 | 50.03 | 37.14 | 16.32 | 60.63 | 100 | 360 | P | V |
| Remark | <p style="text-align: center;">No other spurious found. All results are PASS against Peak and Average limit line.</p> | | | | | | | | | | | | |



Band 3 - 5470~5725MHz
WIFI 802.11a (Band Edge @ 3m)

| WIFI Ant. | Note | Frequency (MHz) | Level (dBμV/m) | Over Limit (dB) | Limit Line (dBμV/m) | Read Level (dBμV) | Antenna Factor (dB/m) | Path Loss (dB) | Preamp Factor (dB) | Ant Pos (cm) | Table Pos (deg) | Peak Avg. (P/A) | Pol. (H/V) |
|------------------------------|---|-------------------|------------------|-------------------|-----------------------|-------------------|-------------------------|------------------|----------------------|----------------|-------------------|-----------------|------------|
| 802.11a CH 100 5500MHz | | 5452.08 | 58.26 | -15.74 | 74 | 43.03 | 34.46 | 11.48 | 30.71 | 243 | 179 | P | H |
| | | 5468.72 | 61.05 | -7.25 | 68.3 | 45.79 | 34.48 | 11.5 | 30.72 | 243 | 179 | P | H |
| | | 5459.76 | 48.69 | -5.31 | 54 | 33.47 | 34.46 | 11.48 | 30.72 | 243 | 179 | A | H |
| | * | 5500 | 111.57 | - | - | 96.24 | 34.53 | 11.53 | 30.73 | 243 | 179 | P | H |
| | | 5500 | 104.69 | - | - | 89.36 | 34.53 | 11.53 | 30.73 | 243 | 179 | A | H |
| | | 5417.2 | 56.41 | -17.59 | 74 | 41.24 | 34.42 | 11.45 | 30.7 | 131 | 199 | P | V |
| | | 5462.96 | 56.26 | -12.04 | 68.3 | 41 | 34.48 | 11.5 | 30.72 | 131 | 199 | P | V |
| | | 5457.2 | 46.88 | -7.12 | 54 | 31.66 | 34.46 | 11.48 | 30.72 | 131 | 199 | A | V |
| | * | 5500 | 107.35 | - | - | 92.02 | 34.53 | 11.53 | 30.73 | 131 | 199 | P | V |
| | | 5500 | 100.82 | - | - | 85.49 | 34.53 | 11.53 | 30.73 | 131 | 199 | A | V |
| 802.11a CH 140 5700MHz | | 5704 | 112.91 | - | - | 97.23 | 34.76 | 11.73 | 30.81 | 158 | 180 | P | H |
| | | 5704 | 105.71 | - | - | 90.03 | 34.76 | 11.73 | 30.81 | 158 | 180 | A | H |
| | | 5728.76 | 63.78 | -4.52 | 68.3 | 48.07 | 34.78 | 11.75 | 30.82 | 158 | 180 | P | H |
| | | 5704 | 105.98 | - | - | 90.3 | 34.76 | 11.73 | 30.81 | 332 | 192 | P | V |
| | | 5704 | 98.41 | - | - | 82.73 | 34.76 | 11.73 | 30.81 | 332 | 192 | A | V |
| | | 5725.72 | 58.1 | -10.2 | 68.3 | 42.39 | 34.78 | 11.75 | 30.82 | 332 | 192 | P | V |
| Remark | <p>No other spurious found. All results are PASS against Peak and Average limit line.</p> | | | | | | | | | | | | |



Band 3 - 5470~5725MHz
WIFI 802.11a (Harmonic @ 3m)

Table with 14 columns: WIFI Ant., Note, Frequency (MHz), Level (dBµV/m), Over Limit (dB), Limit Line (dBµV/m), Read Level (dBµV), Antenna Factor (dB/m), Path Loss (dB), Preamp Factor (dB), Ant Pos (cm), Table Pos (deg), Peak Avg. (P/A), Pol. (H/V). Rows include channels 100, 116, and 140 with their respective frequency and measurement data.



Band 3 - 5470~5725MHz
WIFI 802.11n HT40 (Band Edge @ 3m)

| WIFI Ant. 1 | Note | Frequency (MHz) | Level (dBμV/m) | Over Limit (dB) | Limit Line (dBμV/m) | Read Level (dBμV) | Antenna Factor (dB/m) | Path Loss (dB) | Preamp Factor (dB) | Ant Pos (cm) | Table Pos (deg) | Peak Avg. (P/A) | Pol. (H/V) |
|--------------------------------|--|-------------------|------------------|-------------------|-----------------------|---------------------|-------------------------|------------------|----------------------|----------------|-------------------|-----------------|------------|
| 802.11n HT40 CH 102 5510MHz | | 5460.08 | 59.37 | -8.93 | 68.3 | 44.15 | 34.46 | 11.48 | 30.72 | 223 | 181 | P | H |
| | | 5469.68 | 64.78 | -3.52 | 68.3 | 49.52 | 34.48 | 11.5 | 30.72 | 223 | 181 | P | H |
| | | 5459.92 | 50.5 | -3.5 | 54 | 35.28 | 34.46 | 11.48 | 30.72 | 223 | 181 | A | H |
| | * | 5506 | 107.8 | - | - | 92.47 | 34.53 | 11.53 | 30.73 | 223 | 181 | P | H |
| | | 5506 | 100.69 | - | - | 85.36 | 34.53 | 11.53 | 30.73 | 223 | 181 | A | H |
| | | 5733.48 | 58.25 | -10.05 | 68.3 | 42.54 | 34.78 | 11.75 | 30.82 | 223 | 181 | P | H |
| | | 5458.32 | 56.04 | -17.96 | 74 | 40.82 | 34.46 | 11.48 | 30.72 | 171 | 184 | P | V |
| | | 5468.24 | 58.6 | -9.7 | 68.3 | 43.34 | 34.48 | 11.5 | 30.72 | 171 | 184 | P | V |
| | | 5459.6 | 47.52 | -6.48 | 54 | 32.3 | 34.46 | 11.48 | 30.72 | 171 | 184 | A | V |
| | * | 5506 | 101.1 | - | - | 85.77 | 34.53 | 11.53 | 30.73 | 171 | 184 | P | V |
| | | 5506 | 94.02 | - | - | 78.69 | 34.53 | 11.53 | 30.73 | 171 | 184 | A | V |
| | | 5733.88 | 56.6 | -11.7 | 68.3 | 40.89 | 34.78 | 11.75 | 30.82 | 171 | 184 | P | V |
| 802.11n HT40 CH 134 5670MHz | | 5445.68 | 58.22 | -15.78 | 74 | 42.99 | 34.46 | 11.48 | 30.71 | 169 | 179 | P | H |
| | | 5467.92 | 56.05 | -12.25 | 68.3 | 40.79 | 34.48 | 11.5 | 30.72 | 169 | 179 | P | H |
| | | 5447.44 | 50.49 | -3.51 | 54 | 35.26 | 34.46 | 11.48 | 30.71 | 169 | 179 | A | H |
| | * | 5674 | 107.09 | - | - | 91.45 | 34.73 | 11.7 | 30.79 | 169 | 179 | P | H |
| | | 5674 | 99.97 | - | - | 84.33 | 34.73 | 11.7 | 30.79 | 169 | 179 | A | H |
| | | 5729.64 | 59.18 | -9.12 | 68.3 | 43.47 | 34.78 | 11.75 | 30.82 | 169 | 179 | P | H |
| | | 5447.92 | 56.01 | -17.99 | 74 | 40.78 | 34.46 | 11.48 | 30.71 | 138 | 183 | P | V |
| | | 5468.24 | 55.81 | -12.49 | 68.3 | 40.55 | 34.48 | 11.5 | 30.72 | 138 | 183 | P | V |
| | | 5447.44 | 47.48 | -6.52 | 54 | 32.25 | 34.46 | 11.48 | 30.71 | 138 | 183 | A | V |
| | * | 5674 | 100.91 | - | - | 85.27 | 34.73 | 11.7 | 30.79 | 138 | 183 | P | V |
| | | 5674 | 92.99 | - | - | 77.35 | 34.73 | 11.7 | 30.79 | 138 | 183 | A | V |
| | | 5755.88 | 56.96 | -11.34 | 68.3 | 41.2 | 34.81 | 11.78 | 30.83 | 138 | 183 | P | V |
| Remark | <p align="center">No other spurious found. All results are PASS against Peak and Average limit line.</p> | | | | | | | | | | | | |



Band 3 - 5470~5725MHz
WIFI 802.11n HT40 (Harmonic @ 3m)

Table with 14 columns: WIFI Ant., Note, Frequency (MHz), Level (dBµV/m), Over Limit (dB), Limit Line (dBµV/m), Read Level (dBµV), Antenna Factor (dB/m), Path Loss (dB), Preamp Factor (dB), Ant Pos (cm), Table Pos (deg), Peak Avg. (P/A), Pol. (H/V). Rows include data for channels 102, 110, and 134.



Band 3 - 5470~5725MHz
WIFI 802.11ac VHT20 (Band Edge @ 3m)

| WIFI Ant. 1 | Note | Frequency (MHz) | Level (dBμV/m) | Over Limit (dB) | Limit Line (dBμV/m) | Read Level (dBμV) | Antenna Factor (dB/m) | Path Loss (dB) | Preamp Factor (dB) | Ant Pos (cm) | Table Pos (deg) | Peak Avg. (P/A) | Pol. (H/V) |
|-------------------------------|--|-------------------|------------------|-------------------|-----------------------|-------------------|-------------------------|------------------|----------------------|----------------|-------------------|-----------------|------------|
| 802.11ac VHT20 CH 100 5500MHz | | 5459.12 | 57.84 | -16.16 | 74 | 42.62 | 34.46 | 11.48 | 30.72 | 168 | 176 | P | H |
| | | 5469.84 | 58.68 | -9.62 | 68.3 | 43.42 | 34.48 | 11.5 | 30.72 | 168 | 176 | P | H |
| | | 5459.92 | 47.91 | -6.09 | 54 | 32.69 | 34.46 | 11.48 | 30.72 | 168 | 176 | A | H |
| | * | 5500 | 111.12 | - | - | 95.79 | 34.53 | 11.53 | 30.73 | 168 | 176 | P | H |
| | | 5500 | 103.67 | - | - | 88.34 | 34.53 | 11.53 | 30.73 | 168 | 176 | A | H |
| | | 5444.56 | 56.5 | -17.5 | 74 | 41.31 | 34.44 | 11.46 | 30.71 | 125 | 191 | P | V |
| | | 5461.36 | 55.43 | -12.87 | 68.3 | 40.21 | 34.46 | 11.48 | 30.72 | 125 | 191 | P | V |
| | | 5458 | 46.1 | -7.9 | 54 | 30.88 | 34.46 | 11.48 | 30.72 | 125 | 191 | A | V |
| | * | 5500 | 105.09 | - | - | 89.76 | 34.53 | 11.53 | 30.73 | 125 | 191 | P | V |
| 802.11ac VHT20 CH 140 5700MHz | | 5500 | 97.01 | - | - | 81.68 | 34.53 | 11.53 | 30.73 | 125 | 191 | A | V |
| | * | 5704 | 110.45 | - | - | 94.77 | 34.76 | 11.73 | 30.81 | 135 | 179 | P | H |
| | | 5704 | 102.93 | - | - | 87.25 | 34.76 | 11.73 | 30.81 | 135 | 179 | A | H |
| | | 5726.04 | 60.99 | -7.31 | 68.3 | 45.28 | 34.78 | 11.75 | 30.82 | 135 | 179 | P | H |
| | * | 5698 | 105.57 | - | - | 89.91 | 34.75 | 11.71 | 30.8 | 145 | 194 | P | V |
| | 5698 | 98.02 | - | - | 82.36 | 34.75 | 11.71 | 30.8 | 145 | 194 | A | V | |
| | 5738.12 | 57.86 | -10.44 | 68.3 | 42.13 | 34.79 | 11.76 | 30.82 | 145 | 194 | P | V | |
| Remark | <p align="center">No other spurious found. All results are PASS against Peak and Average limit line.</p> | | | | | | | | | | | | |



Band 3 - 5470~5725MHz
WIFI 802.11ac VHT20 (Harmonic @ 3m)

Table with 14 columns: WIFI Ant., Note, Frequency (MHz), Level (dBµV/m), Over Limit (dB), Limit Line (dBµV/m), Read Level (dBµV), Antenna Factor (dB/m), Path Loss (dB), Preamp Factor (dB), Ant Pos (cm), Table Pos (deg), Peak Avg. (P/A), Pol. (H/V). Rows include test results for 802.11ac VHT20 channels 100, 116, and 140.



Band 3 - 5470~5725MHz
WIFI 802.11ac VHT80 (Band Edge @ 3m)

| WIFI Ant. | Note | Frequency (MHz) | Level (dBμV/m) | Over Limit (dB) | Limit Line (dBμV/m) | Read Level (dBμV) | Antenna Factor (dB/m) | Path Loss (dB) | Preamp Factor (dB) | Ant Pos (cm) | Table Pos (deg) | Peak Avg. (P/A) | Pol. (H/V) |
|-------------------------------|--|-------------------|------------------|-------------------|-----------------------|-------------------|-------------------------|------------------|----------------------|----------------|-------------------|-----------------|------------|
| 802.11ac VHT80 CH 106 5530MHz | | 5458 | 59.78 | -14.22 | 74 | 44.56 | 34.46 | 11.48 | 30.72 | 245 | 172 | P | H |
| | | 5465.68 | 59 | -9.3 | 68.3 | 43.74 | 34.48 | 11.5 | 30.72 | 245 | 172 | P | H |
| | | 5458.96 | 50.55 | -3.45 | 54 | 35.33 | 34.46 | 11.48 | 30.72 | 245 | 172 | A | H |
| | * | 5524 | 100.6 | - | - | 85.24 | 34.55 | 11.55 | 30.74 | 245 | 172 | P | H |
| | | 5524 | 92.99 | - | - | 77.63 | 34.55 | 11.55 | 30.74 | 245 | 172 | A | H |
| | | 5741.08 | 55.67 | -12.63 | 68.3 | 39.95 | 34.79 | 11.76 | 30.83 | 245 | 172 | P | H |
| | | 5438.32 | 55.82 | -18.18 | 74 | 40.63 | 34.44 | 11.46 | 30.71 | 178 | 198 | P | V |
| | | 5460.4 | 55.63 | -12.67 | 68.3 | 40.41 | 34.46 | 11.48 | 30.72 | 178 | 198 | P | V |
| | | 5454.64 | 47.11 | -6.89 | 54 | 31.88 | 34.46 | 11.48 | 30.71 | 178 | 198 | A | V |
| | * | 5536 | 92.73 | - | - | 77.34 | 34.57 | 11.56 | 30.74 | 178 | 198 | P | V |
| | | 5536 | 85.51 | - | - | 70.12 | 34.57 | 11.56 | 30.74 | 178 | 198 | A | V |
| | | 5730.28 | 56.3 | -12 | 68.3 | 40.59 | 34.78 | 11.75 | 30.82 | 178 | 198 | P | V |
| Remark | <p align="center">No other spurious found. All results are PASS against Peak and Average limit line.</p> | | | | | | | | | | | | |



Band 3 5470~5725MHz

WIFI 802.11ac VHT80 (Harmonic @ 3m)

| WIFI Ant. | Note | Frequency (MHz) | Level (dBμV/m) | Over Limit (dB) | Limit Line (dBμV/m) | Read Level (dBμV) | Antenna Factor (dB/m) | Path Loss (dB) | Preamp Factor (dB) | Ant Pos (cm) | Table Pos (deg) | Peak Avg. (P/A) | Pol. (H/V) |
|----------------|--|-------------------|------------------|-------------------|-----------------------|-------------------|-------------------------|------------------|----------------------|----------------|-------------------|-----------------|------------|
| 802.11ac VHT80 | | 11059.05 | 42.33 | -31.67 | 74 | 48.65 | 37.44 | 16.77 | 60.53 | 100 | 360 | P | H |
| CH 106 5530MHz | | 11059.05 | 43.09 | -30.91 | 74 | 49.41 | 37.44 | 16.77 | 60.53 | 100 | 360 | P | V |
| Remark | <p>No other spurious found.</p> <p>All results are PASS against Peak and Average limit line.</p> | | | | | | | | | | | | |



Band 3 5470~5725MHz

Emission below 1GHz

5GHz WIFI 802.11ac VHT80 (LF)

| WIFI Ant. 1 | Note | Frequency (MHz) | Level (dBμV/m) | Over Limit (dB) | Limit Line (dBμV/m) | Read Level (dBμV) | Antenna Factor (dB/m) | Path Loss (dB) | Preamp Factor (dB) | Ant Pos (cm) | Table Pos (deg) | Peak Avg. (P/A) | Pol. (H/V) |
|---------------------------------|--|-------------------|------------------|-------------------|-----------------------|---------------------|-------------------------|------------------|----------------------|----------------|-------------------|-----------------|------------|
| 5GHz 802.11ac VHT80 LF | | 60.07 | 18.79 | -21.21 | 40 | 39.11 | 11.9 | 0.88 | 33.1 | - | - | P | H |
| | | 153.19 | 26.05 | -17.45 | 43.5 | 40.76 | 16.92 | 1.36 | 32.99 | - | - | P | H |
| | | 174.53 | 29.32 | -14.18 | 43.5 | 45.37 | 15.43 | 1.47 | 32.95 | 100 | 0 | P | H |
| | | 649.83 | 27.91 | -18.09 | 46 | 31.2 | 26.5 | 2.81 | 32.6 | - | - | P | H |
| | | 807.94 | 29.46 | -16.54 | 46 | 30.08 | 28.37 | 3.14 | 32.13 | - | - | P | H |
| | | 943.74 | 27.59 | -18.41 | 46 | 25.53 | 30.78 | 3.39 | 32.11 | - | - | P | H |
| | | 51.34 | 36.75 | -3.25 | 40 | 54.9 | 14.15 | 0.82 | 33.12 | 100 | 20 | P | V |
| | | 187.14 | 25.47 | -18.03 | 43.5 | 41.99 | 14.89 | 1.52 | 32.93 | - | - | P | V |
| | | 451.95 | 21.92 | -24.08 | 46 | 28.66 | 23.13 | 2.34 | 32.21 | - | - | P | V |
| | | 649.83 | 37.5 | -8.5 | 46 | 40.79 | 26.5 | 2.81 | 32.6 | - | - | P | V |
| | | 805.03 | 33.79 | -12.21 | 46 | 34.47 | 28.31 | 3.13 | 32.12 | - | - | P | V |
| | | 946.65 | 28.09 | -17.91 | 46 | 25.92 | 30.89 | 3.39 | 32.11 | - | - | P | V |
| Remark | <p>No other spurious found. All results are PASS against limit line.</p> | | | | | | | | | | | | |



Note symbol

| | |
|-----|--|
| * | Fundamental Frequency which can be ignored. However, the level of any unwanted emissions shall not exceed the level of the fundamental frequency. |
| ! | Test result is over limit line. |
| P/A | Peak or Average |
| H/V | Horizontal or Vertical |



A calculation example for radiated spurious emission is shown as below:

| WIFI | Note | Frequency | Level | Over | Limit | Read | Antenna | Path | Preamp | Ant | Table | Peak | Pol. |
|---------|------|-----------|------------|--------|------------|----------|----------|--------|--------|--------|---------|---------|---------|
| Ant. | | | | Limit | Line | Level | Factor | Loss | Factor | Pos | Pos | Avg. | |
| 1 | | (MHz) | (dBμV/m) | (dB) | (dBμV/m) | (dBμV) | (dB/m) | (dB) | (dB) | (cm) | (deg) | (P/A) | (H/V) |
| 802.11b | | 2390 | 55.45 | -18.55 | 74 | 54.51 | 32.22 | 4.58 | 35.86 | 103 | 308 | P | H |
| CH 01 | | | | | | | | | | | | | |
| 2412MHz | | 2390 | 43.54 | -10.46 | 54 | 42.6 | 32.22 | 4.58 | 35.86 | 103 | 308 | A | H |

1. Path Loss(dB) = Cable loss(dB) + Filter loss(dB) + Attenuator loss(dB)
2. Level(dBμV/m) = Antenna Factor(dB/m) + Path Loss(dB) + Read Level(dBμV) - Preamp Factor(dB)
3. Over Limit(dB) = Level(dBμV/m) – Limit Line(dBμV/m)

For Peak Limit @ 2390MHz:

1. Level(dBμV/m)
= Antenna Factor(dB/m) + Path Loss(dB) + Read Level(dBμV) - Preamp Factor(dB)
= 32.22(dB/m) + 4.58(dB) + 54.51(dBμV) – 35.86 (dB)
= 55.45 (dBμV/m)
2. Over Limit(dB)
= Level(dBμV/m) – Limit Line(dBμV/m)
= 55.45(dBμV/m) – 74(dBμV/m)
= -18.55(dB)

For Average Limit @ 2390MHz:

1. Level(dBμV/m)
= Antenna Factor(dB/m) + Path Loss(dB) + Read Level(dBμV) - Preamp Factor(dB)
= 32.22(dB/m) + 4.58(dB) + 42.6(dBμV) – 35.86 (dB)
= 43.54 (dBμV/m)
2. Over Limit(dB) = Level(dBμV/m) – Limit Line(dBμV/m)
= 43.54(dBμV/m) – 54(dBμV/m)
= -10.46(dB)

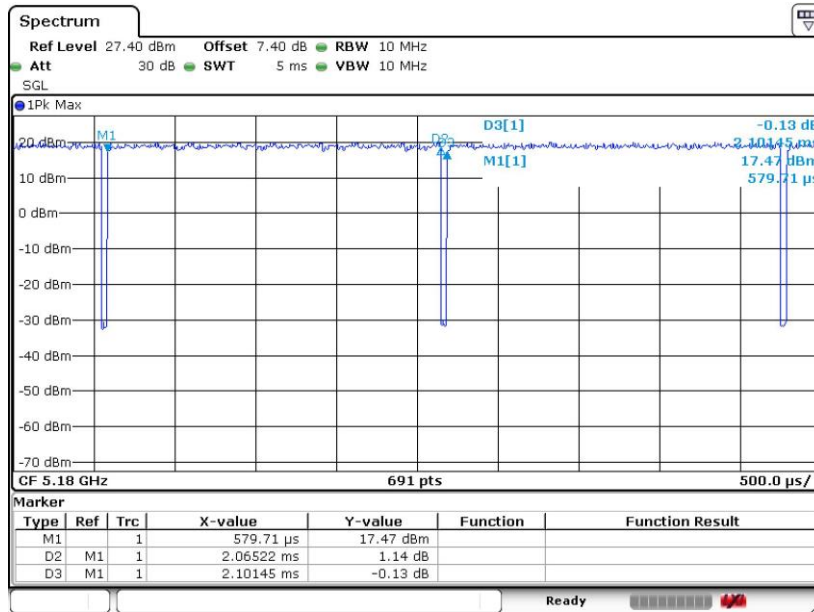
Both peak and average measured complies with the limit line, so test result is “PASS”.



Appendix D. Duty Cycle Plots

| Band | Duty Cycle(%) | T(ms) | 1/T(kHz) | VBW Setting |
|----------------|---------------|-------|----------|-------------|
| 802.11a | 98.28 | - | - | 10Hz |
| 802.11n HT20 | 98.16 | - | - | 10Hz |
| 802.11n HT40 | 96.76 | 0.954 | 1.049 | 1.1KHz |
| 802.11ac VHT20 | 98.01 | - | - | 10Hz |
| 802.11ac VHT80 | 93.08 | 0.468 | 2.136 | 2.2KHz |

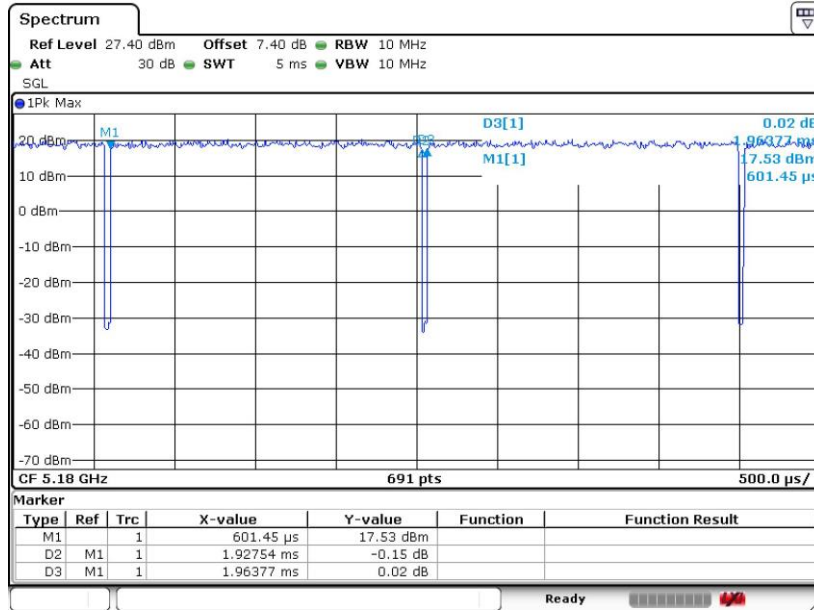
802.11a



Date: 6 SEP 2020 23:47:00

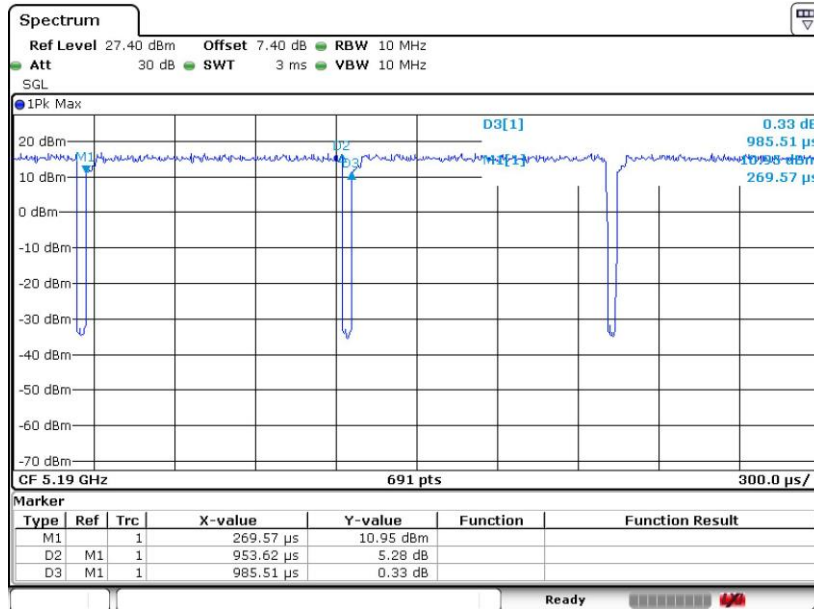


802.11n HT20



Date: 6 SEP.2020 23:47:47

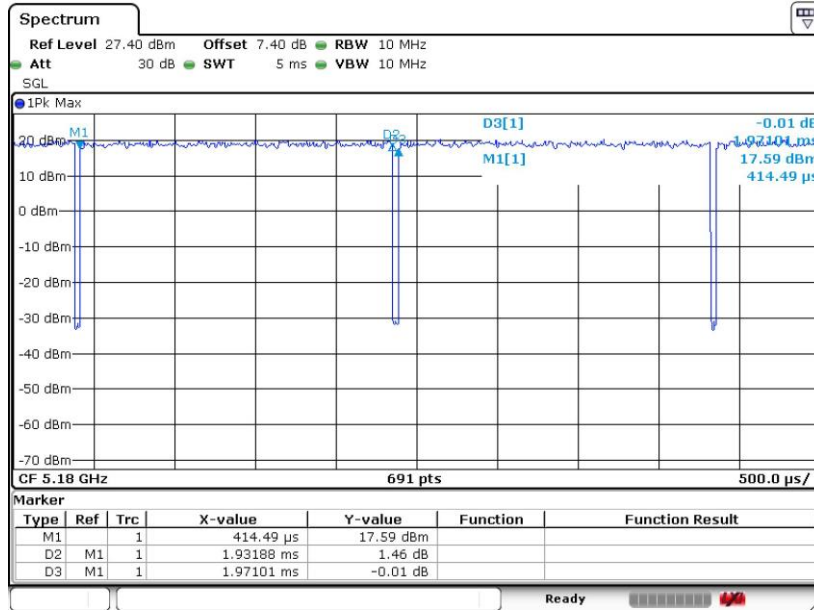
802.11n HT40



Date: 6 SEP.2020 23:51:22

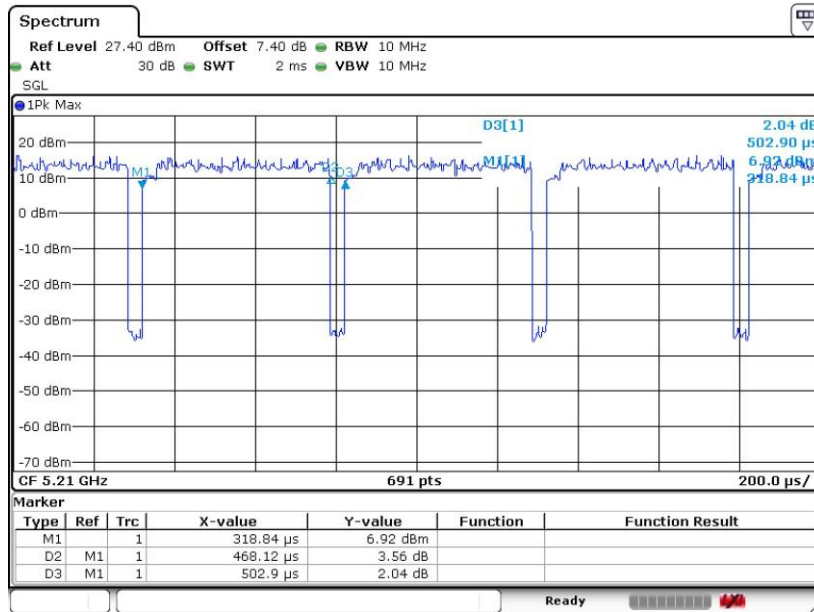


802.11ac VHT20



Date: 6 SEP. 2020 23:52:15

802.11ac VHT80



Date: 6 SEP. 2020 23:54:00