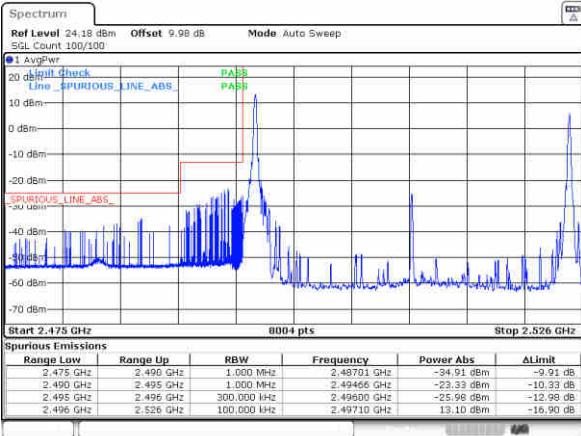




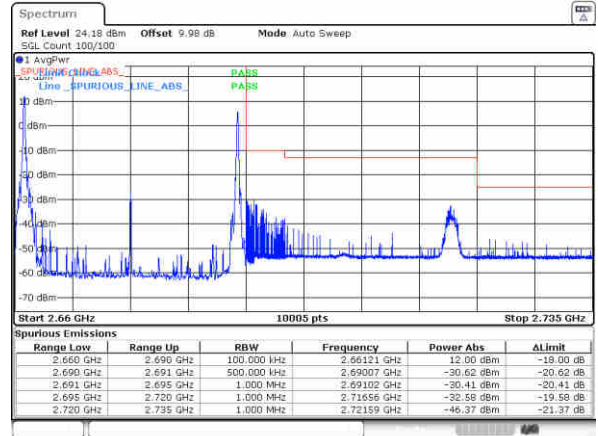
LTE Band 41C / 20MHz+10MHz

64QAM

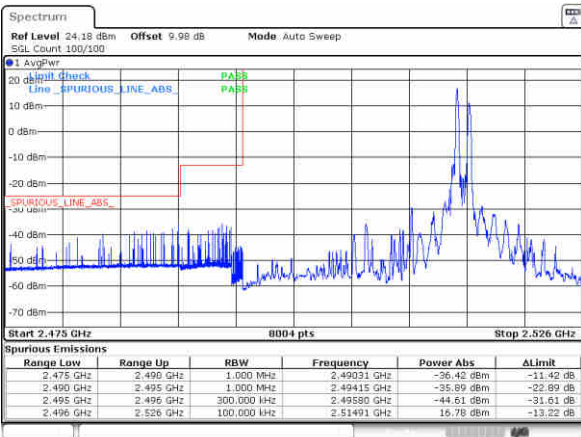
Lowest Band Edge / 1RB0 and 1RB49



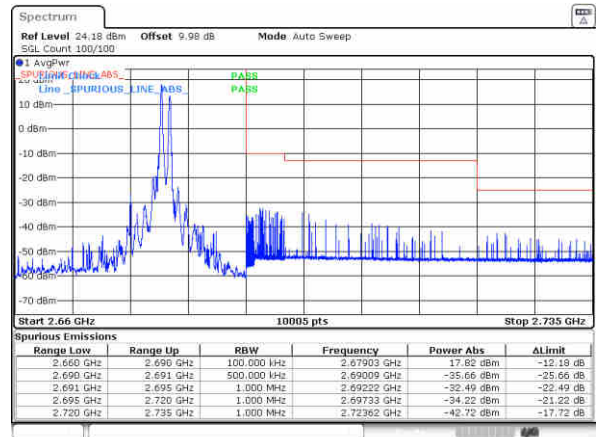
Highest Band Edge / 1RB0 and 1RB49



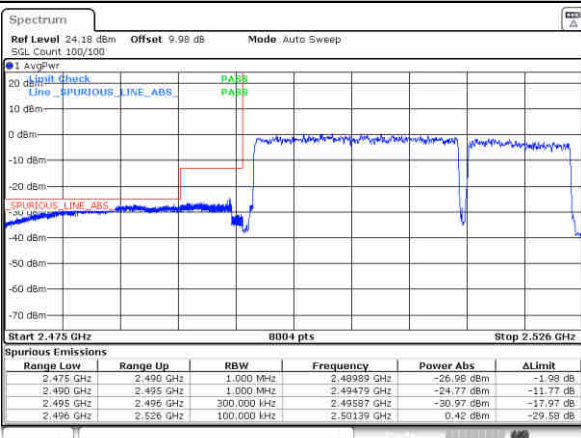
Lowest Band Edge / 1RB99 and 1RB0



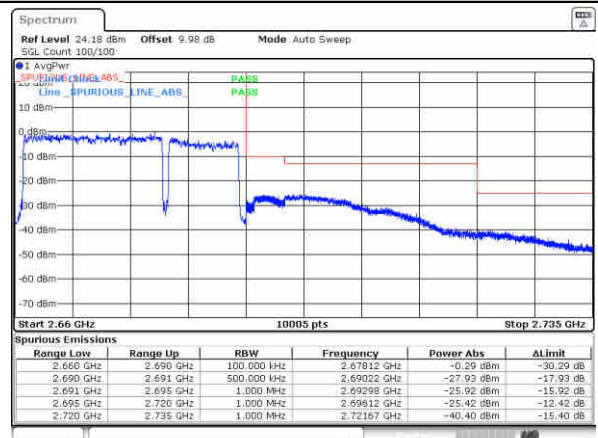
Highest Band Edge / 1RB99 and 1RB0



Lowest Band Edge / Full RB



Highest Band Edge / Full RB

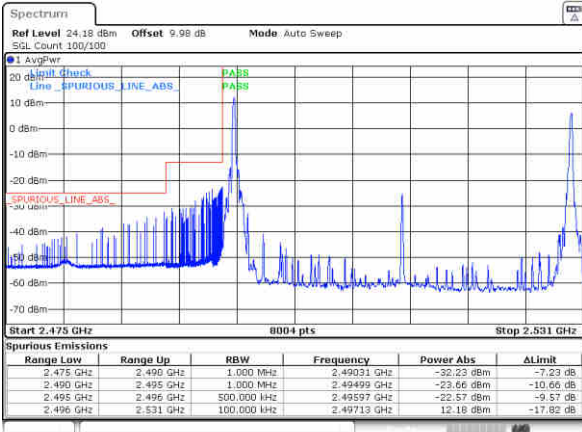




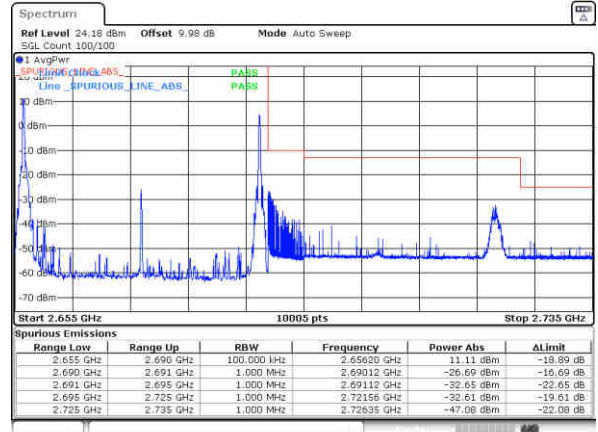
LTE Band 41C / 20MHz+15MHz

64QAM

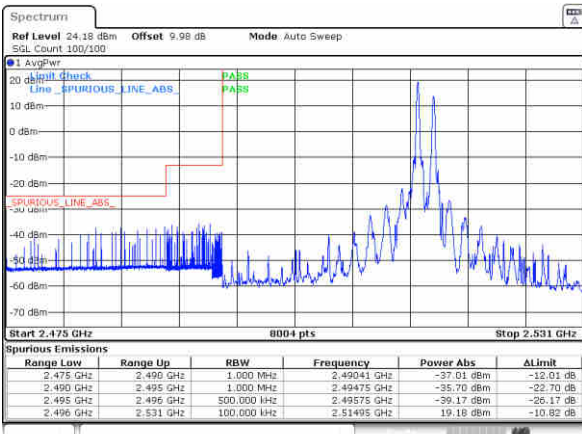
Lowest Band Edge / 1RB0 and 1RB74



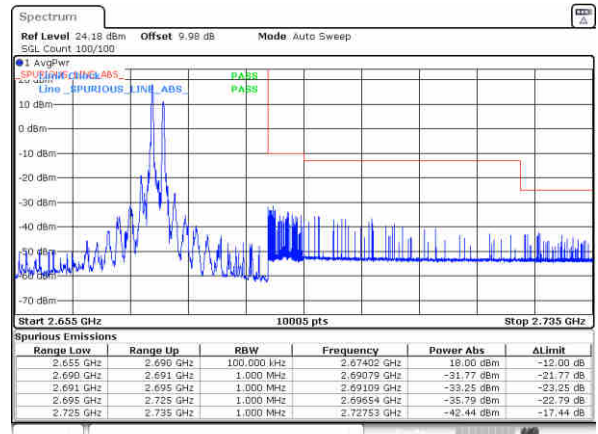
Highest Band Edge / 1RB0 and 1RB74



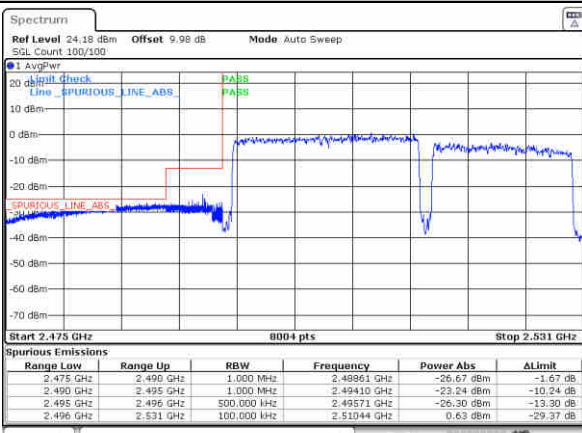
Lowest Band Edge / 1RB99 and 1RB0



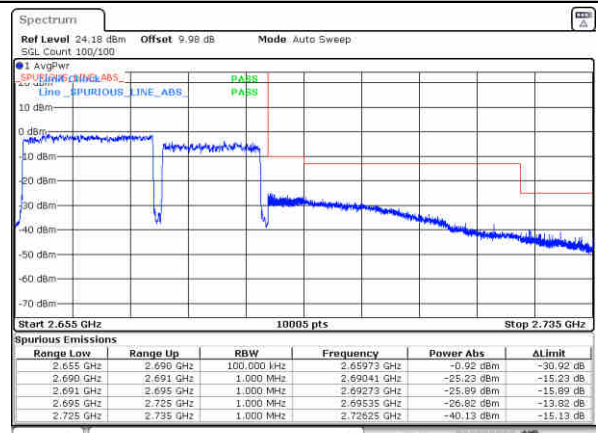
Highest Band Edge / 1RB99 and 1RB0



Lowest Band Edge / Full RB



Highest Band Edge / Full RB

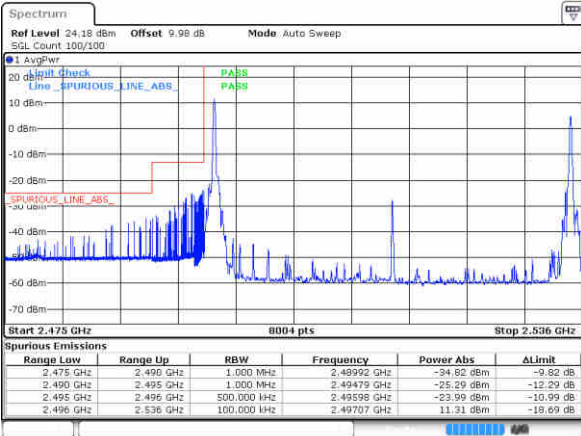




LTE Band 41C / 20MHz+20MHz

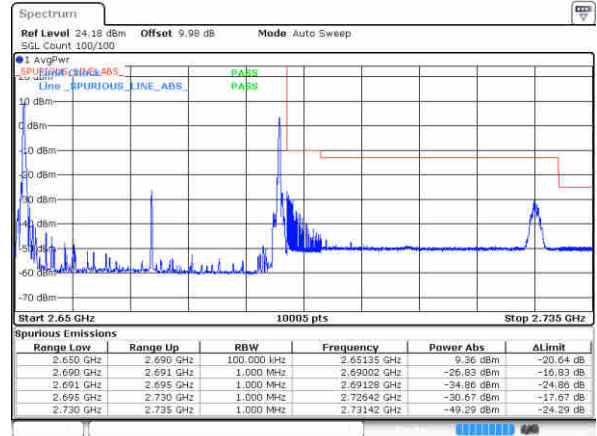
64QAM

Lowest Band Edge / 1RB0 and 1RB9



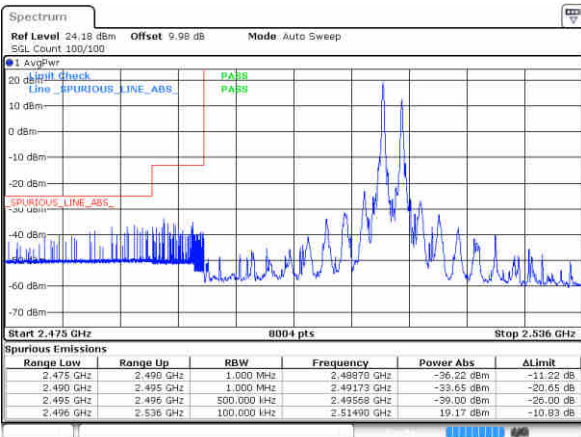
Date: 16 SEP 2020 18:07:01

Highest Band Edge / 1RB0 and 1RB9



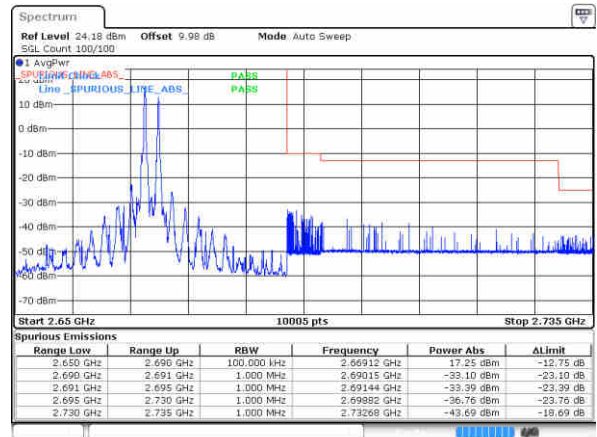
Date: 16 SEP 2020 18:08:21

Lowest Band Edge / 1RB99 and 1RB0



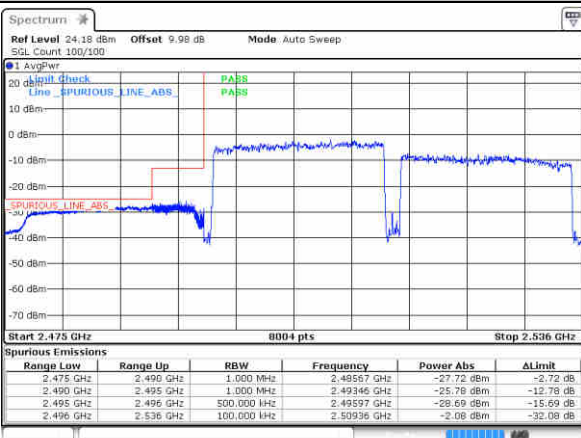
Date: 16 SEP 2020 18:06:37

Highest Band Edge / 1RB99 and 1RB0



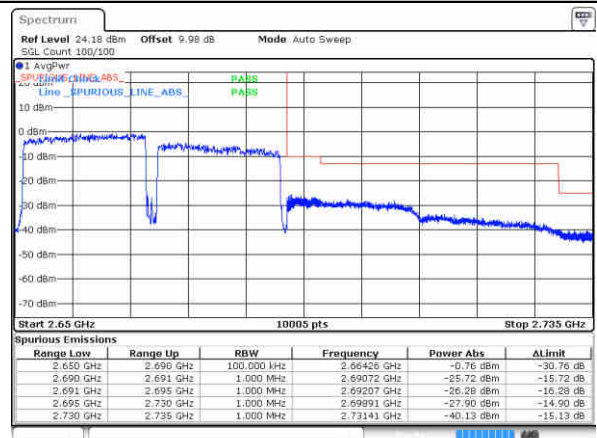
Date: 16 SEP 2020 18:09:44

Lowest Band Edge / Full RB



Date: 16 SEP 2020 18:04:59

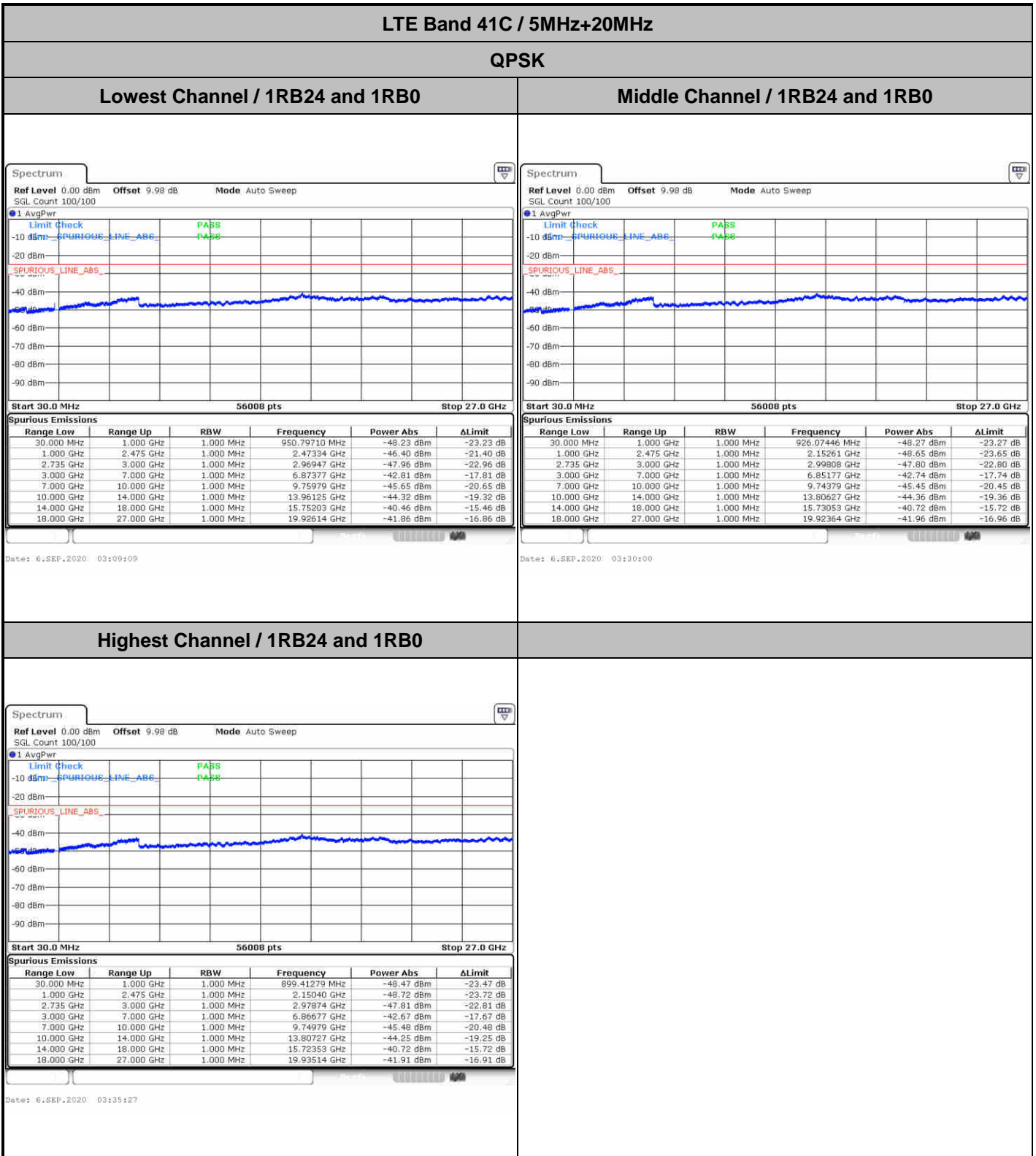
Highest Band Edge / Full RB



Date: 16 SEP 2020 18:11:34



# Conducted Spurious Emission



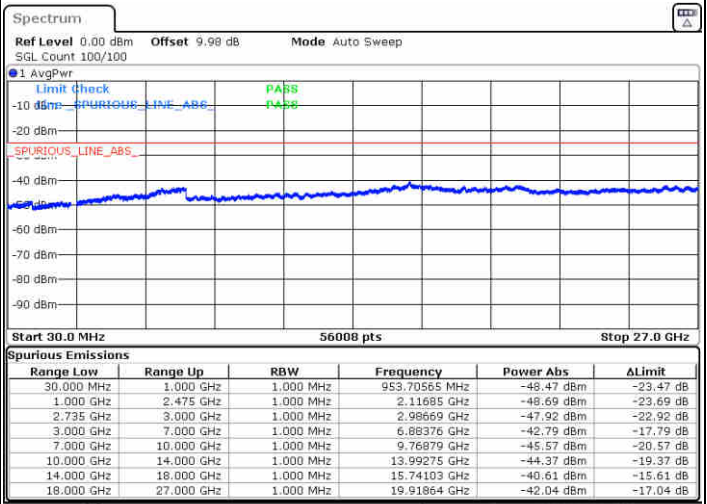
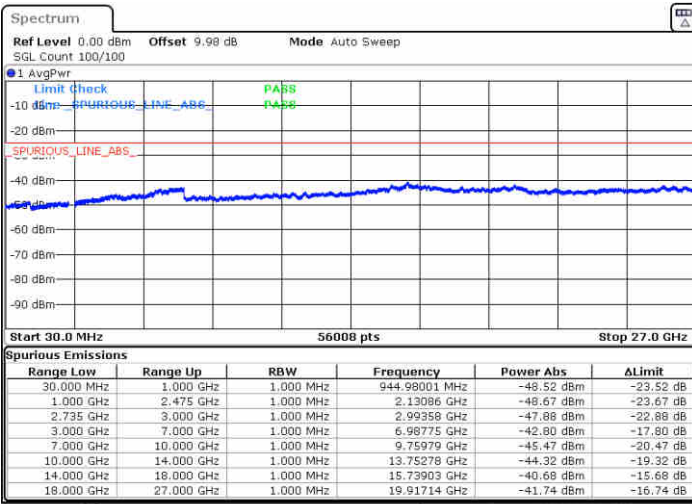


LTE Band 41C / 10MHz+15MHz

QPSK

Lowest Channel / 1RB49 and 1RB0

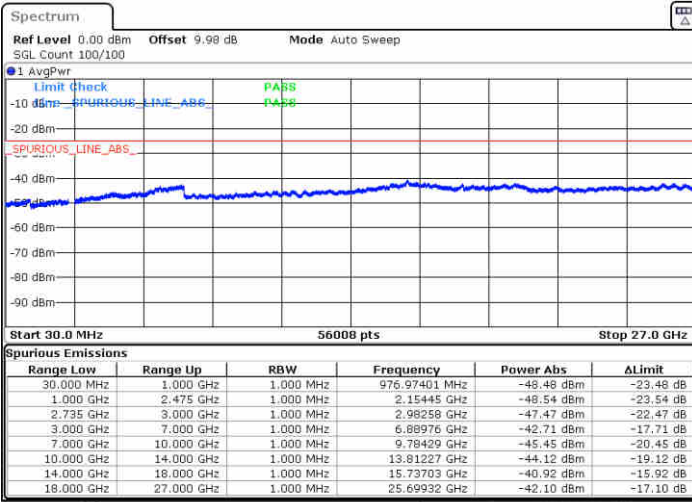
Middle Channel / 1RB49 and 1RB0



Date: 6.SEP.2020 20:56:11

Date: 6.SEP.2020 21:11:59

Highest Channel / 1RB49 and 1RB0



Date: 6.SEP.2020 21:17:32

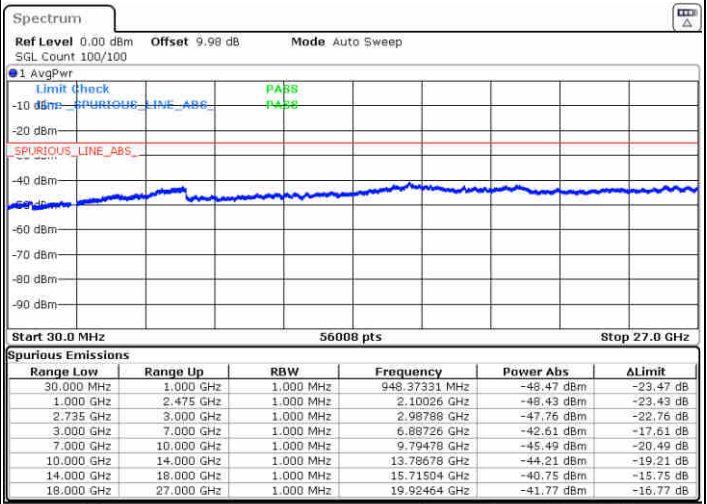
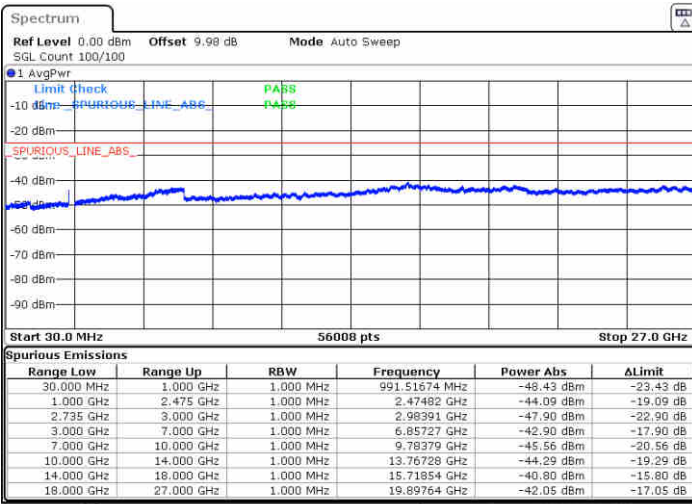


LTE Band 41C / 10MHz+20MHz

QPSK

Lowest Channel / 1RB49 and 1RB0

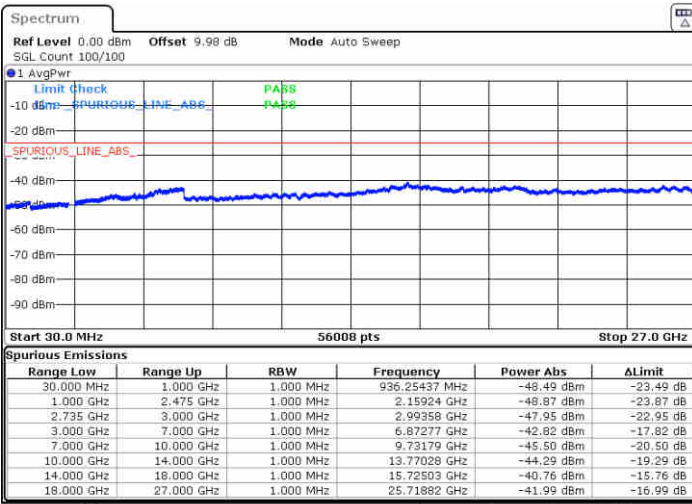
Middle Channel / 1RB49 and 1RB0



Date: 6.SEP.2020 22:11:30

Date: 6.SEP.2020 22:18:06

Highest Channel / 1RB49 and 1RB0



Date: 6.SEP.2020 22:20:00

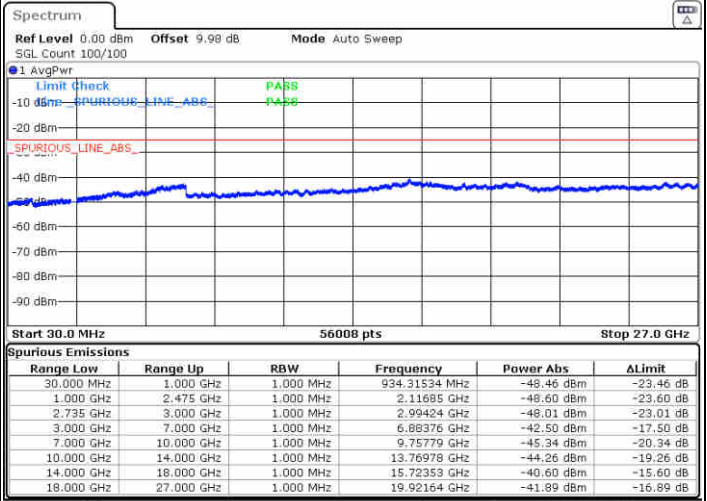
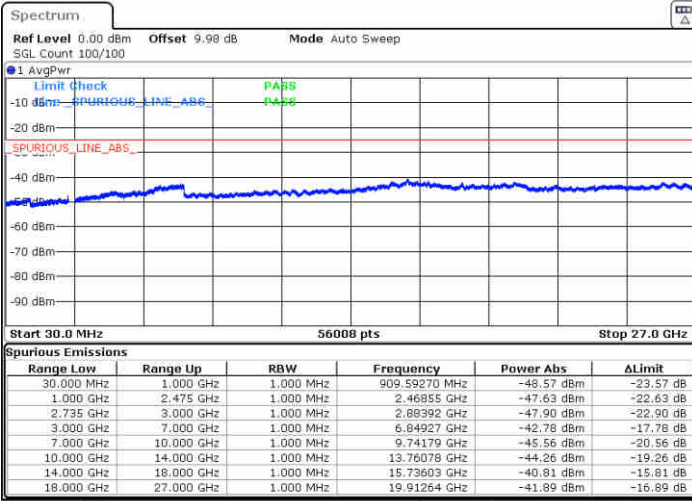


LTE Band 41C / 15MHz+10MHz

QPSK

Lowest Channel / 1RB74 and 1RB0

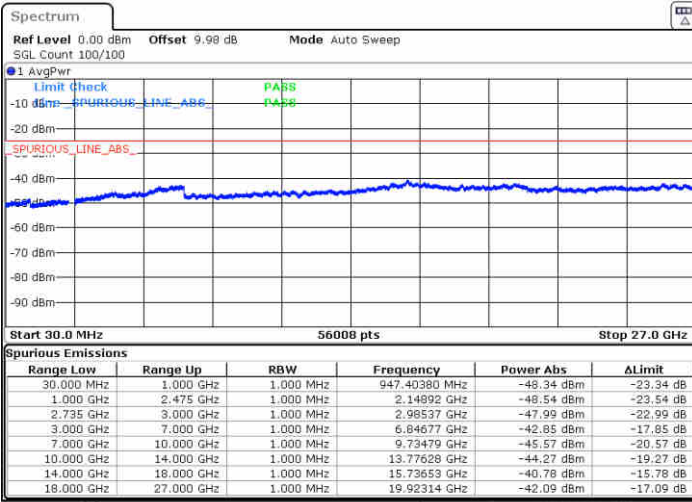
Middle Channel / 1RB74 and 1RB0



Date: 6.SEP.2020 23:12:02

Date: 6.SEP.2020 23:16:24

Highest Channel / 1RB74 and 1RB0



Date: 6.SEP.2020 23:23:35

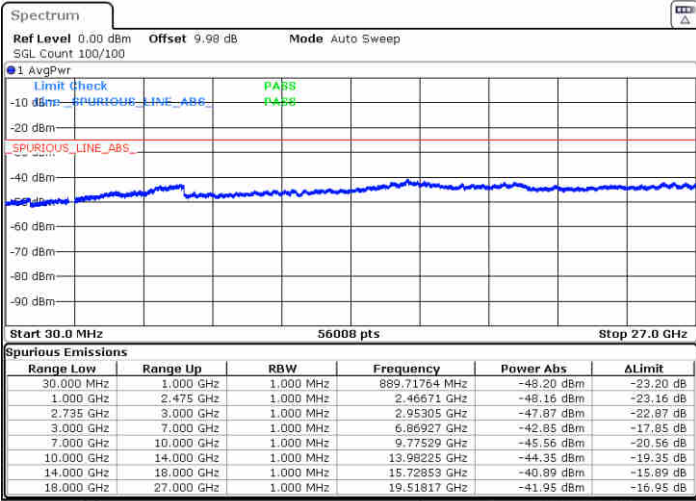


LTE Band 41C / 15MHz+15MHz

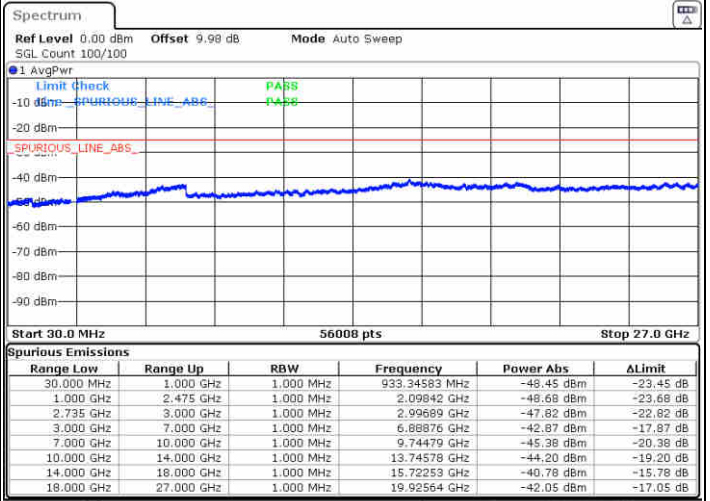
QPSK

Lowest Channel / 1RB74 and 1RB0

Middle Channel / 1RB74 and 1RB0

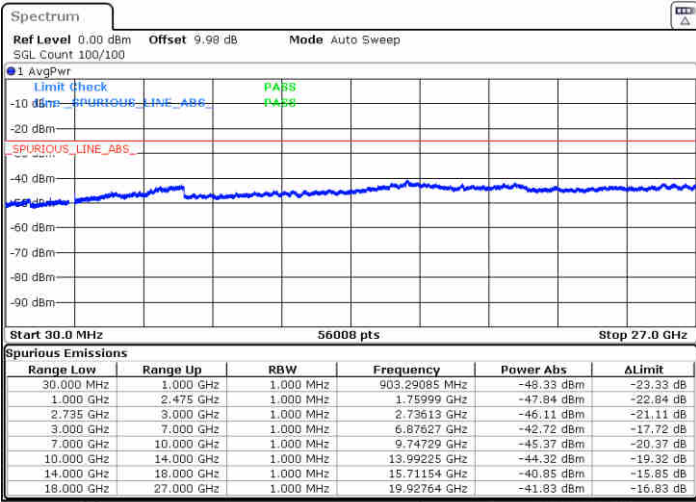


Date: 6.SEP.2020 23:59:47



Date: 7.SEP.2020 00:06:41

Highest Channel / 1RB74 and 1RB0



Date: 7.SEP.2020 00:08:19



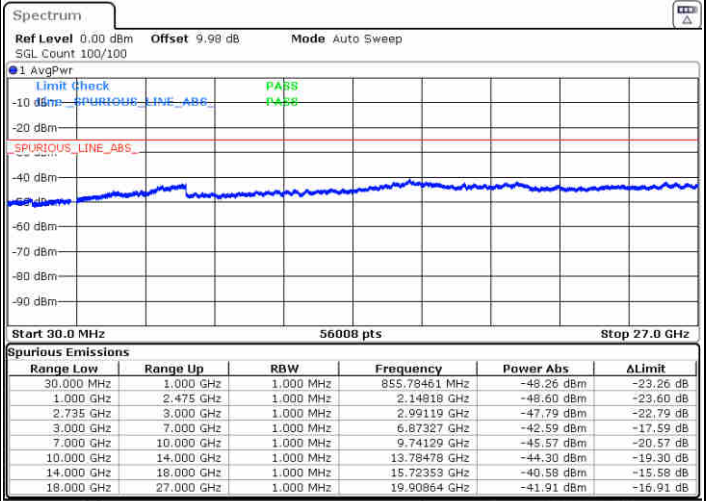
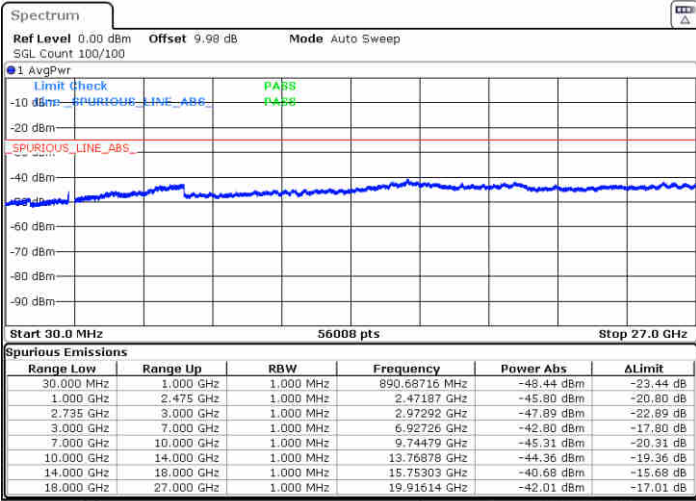


LTE Band 41C / 15MHz+20MHz

QPSK

Lowest Channel / 1RB74 and 1RB0

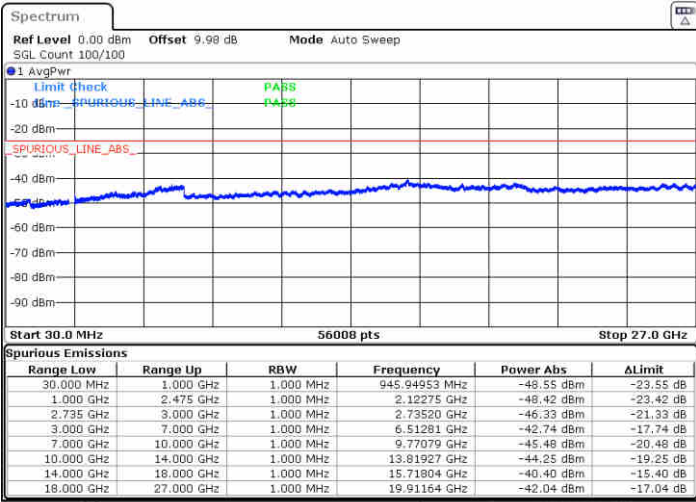
Middle Channel / 1RB74 and 1RB0



Date: 7.SEP.2020 01:15:16

Date: 7.SEP.2020 01:20:52

Highest Channel / 1RB74 and 1RB0



Date: 7.SEP.2020 01:22:51

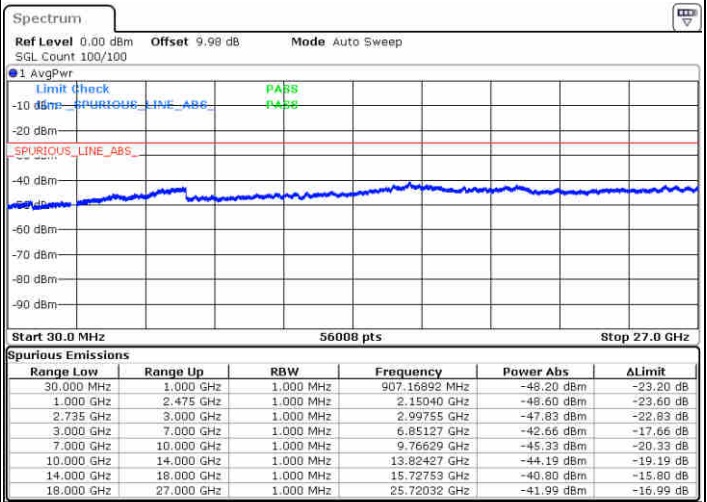
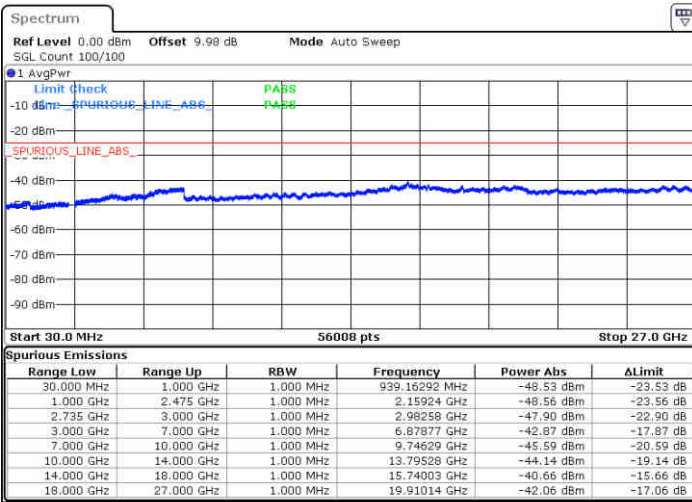


LTE Band 41C / 20MHz+5MHz

QPSK

Lowest Channel / 1RB99 and 1RB0

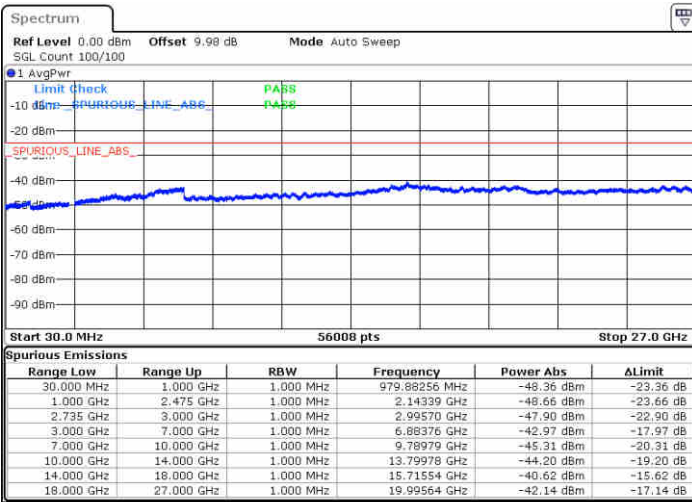
Middle Channel / 1RB99 and 1RB0



Date: 6.SEP.2020 04:35:10

Date: 6.SEP.2020 05:22:03

Highest Channel / 1RB99 and 1RB0



Date: 6.SEP.2020 05:28:02

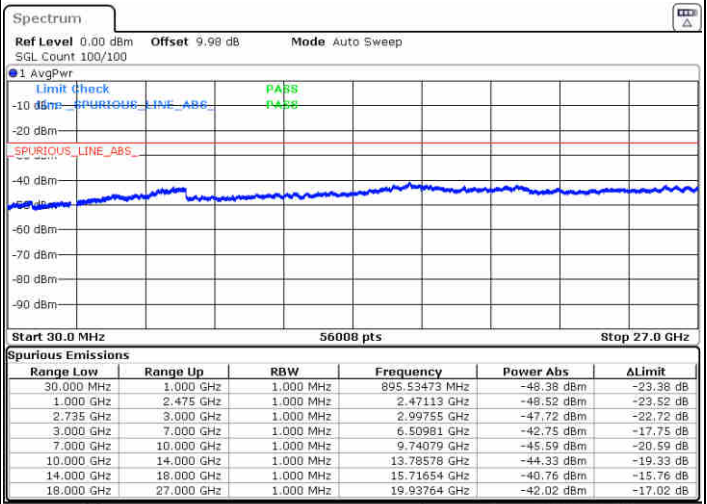
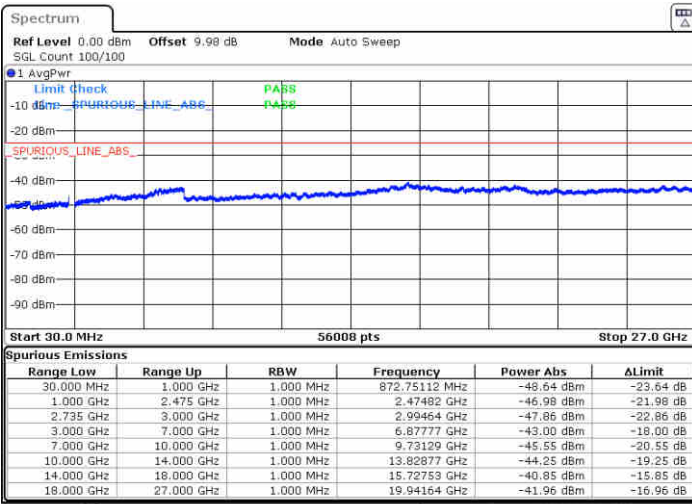


LTE Band 41C / 20MHz+10MHz

QPSK

Lowest Channel / 1RB99 and 1RB0

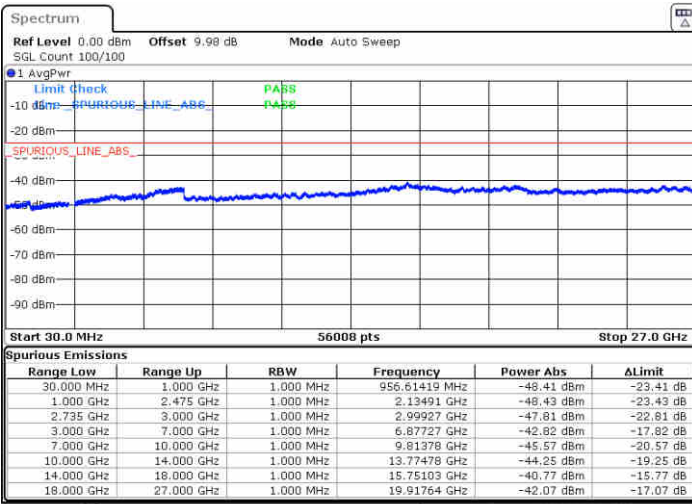
Middle Channel / 1RB99 and 1RB0



Date: 7.SEP.2020 01:39:46

Date: 7.SEP.2020 02:19:47

Highest Channel / 1RB99 and 1RB0



Date: 7.SEP.2020 02:18:03

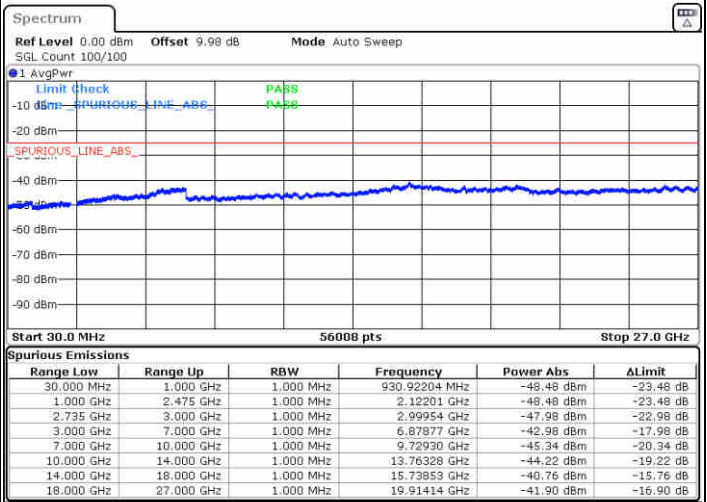
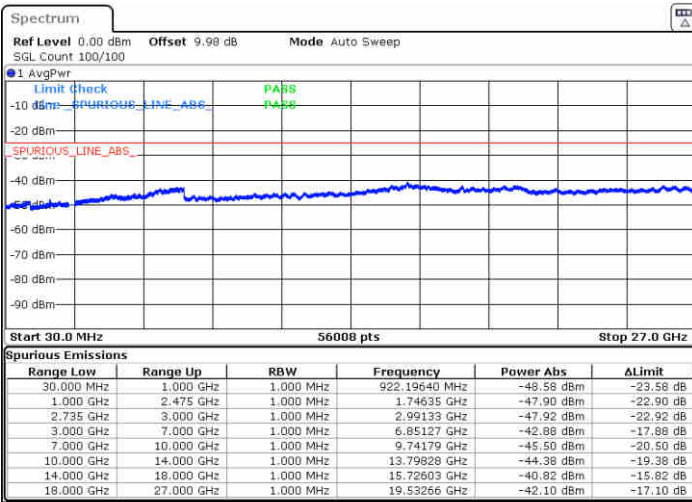


LTE Band 41C / 20MHz+15MHz

QPSK

Lowest Channel / 1RB99 and 1RB0

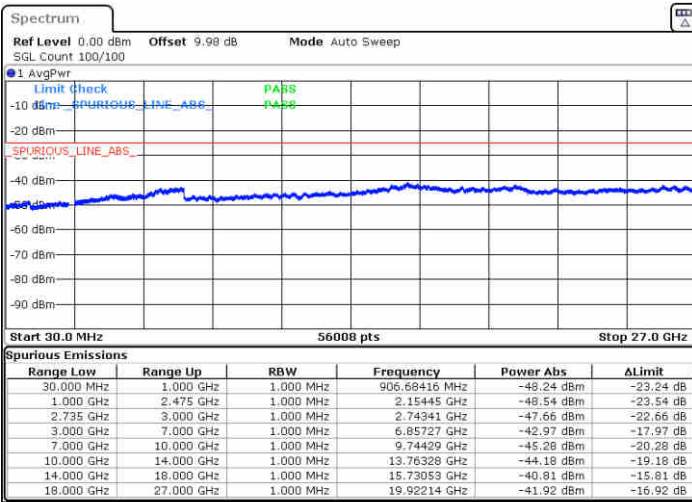
Middle Channel / 1RB99 and 1RB0



Date: 7.SEP.2020 00:31:01

Date: 7.SEP.2020 00:56:18

Highest Channel / 1RB99 and 1RB0



Date: 7.SEP.2020 00:57:45

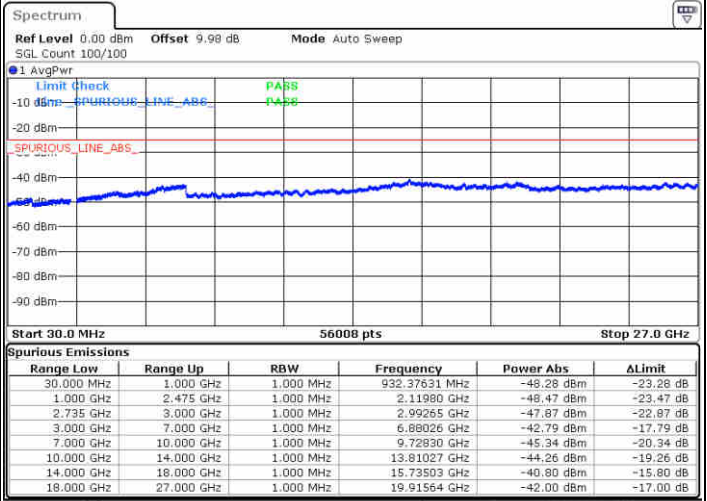
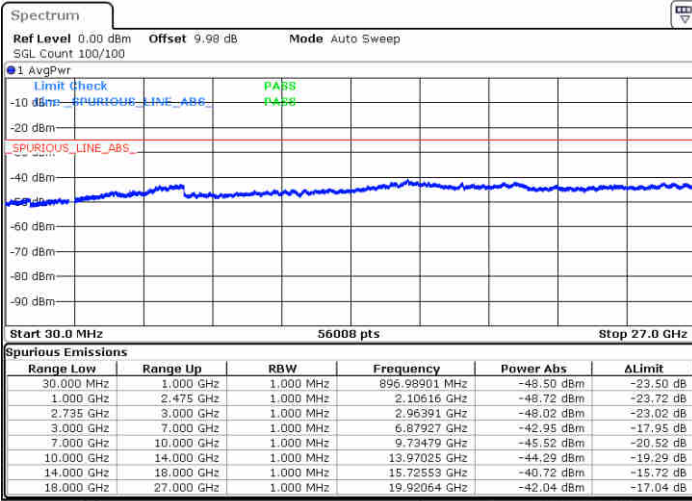


LTE Band 41C / 20MHz+20MHz

QPSK

Lowest Channel / 1RB99 and 1RB0

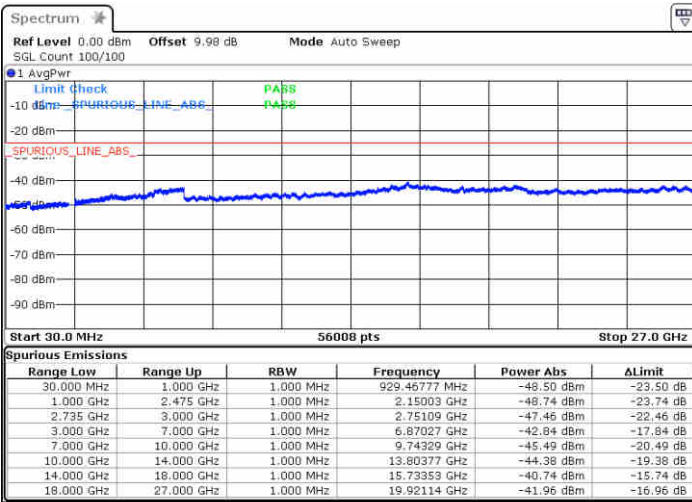
Middle Channel / 1RB99 and 1RB0



Date: 6.SEP.2020 02:05:07

Date: 6.SEP.2020 02:00:38

Highest Channel / 1RB99 and 1RB0



Date: 6.SEP.2020 01:26:50

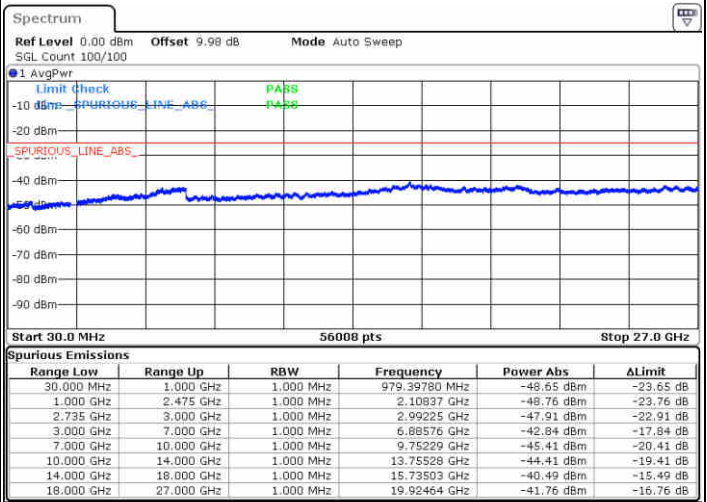
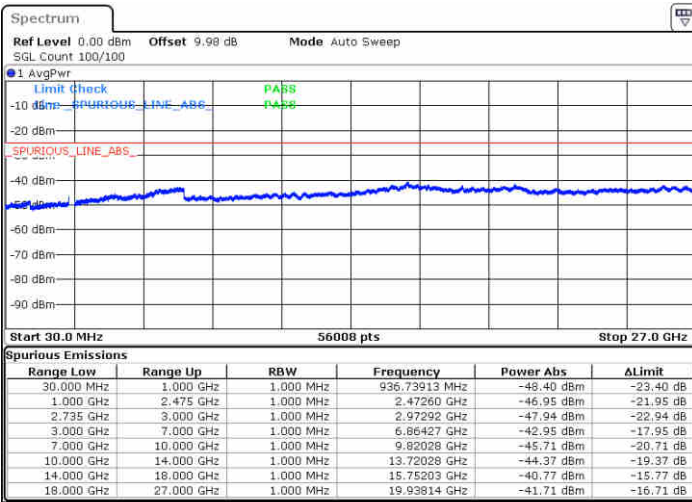


LTE Band 41C / 5MHz+20MHz

16QAM

Lowest Channel / 1RB24 and 1RB0

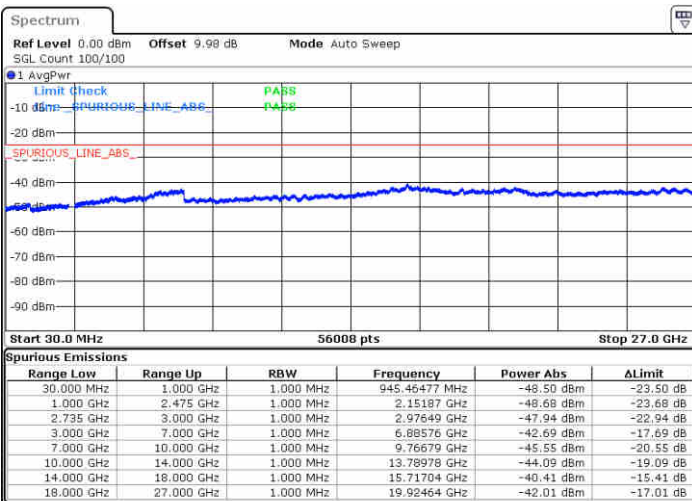
Middle Channel / 1RB24 and 1RB0



Date: 6.SEP.2020 03:10:13

Date: 6.SEP.2020 03:31:06

Highest Channel / 1RB24 and 1RB0



Date: 6.SEP.2020 03:37:02

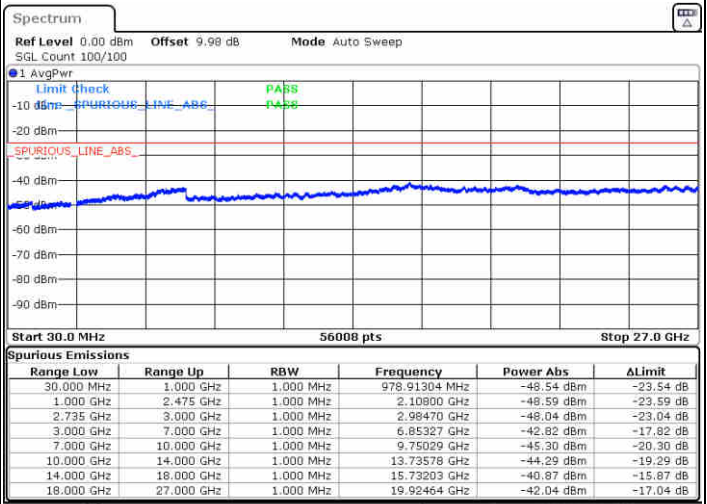
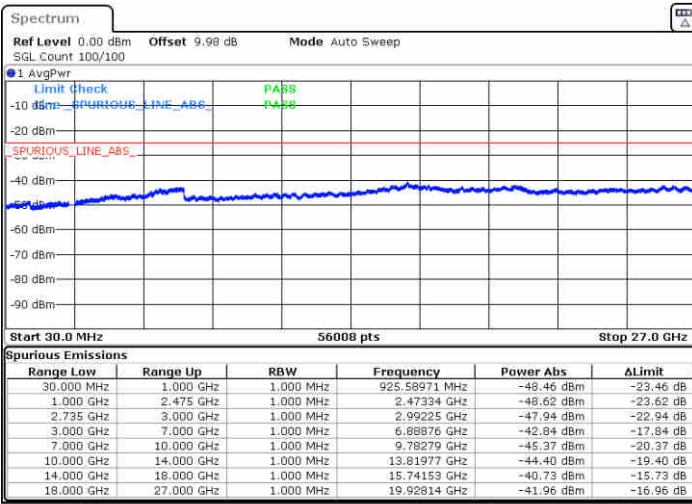


LTE Band 41C / 10MHz+15MHz

16QAM

Lowest Channel / 1RB49 and 1RB0

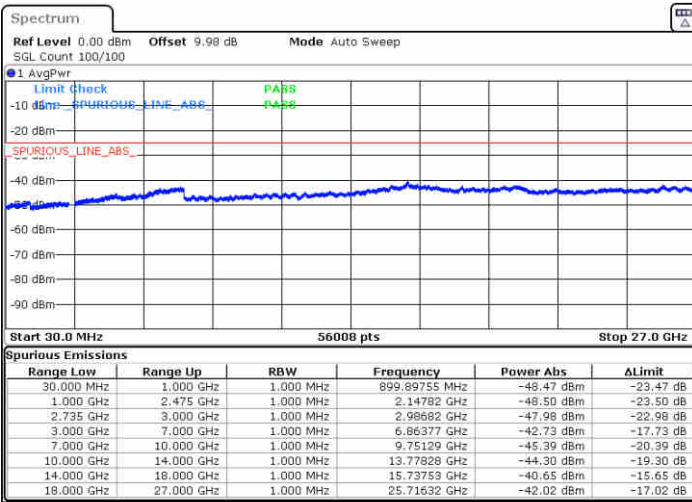
Middle Channel / 1RB49 and 1RB0



Date: 6.SEP.2020 21:07:50

Date: 6.SEP.2020 21:13:22

Highest Channel / 1RB49 and 1RB0



Date: 6.SEP.2020 21:19:09

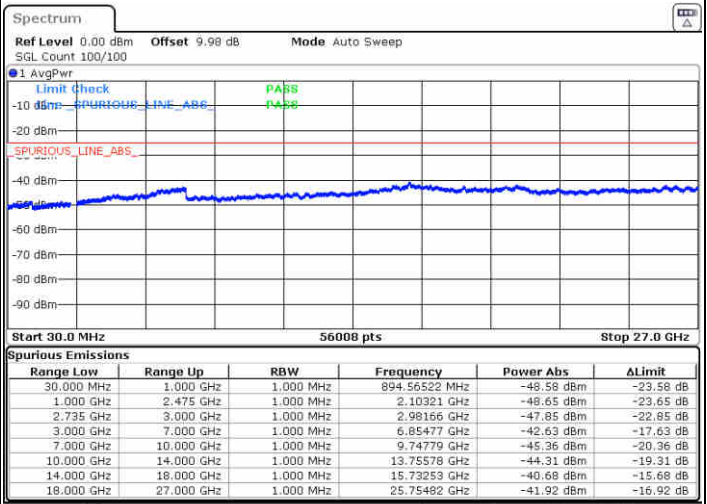
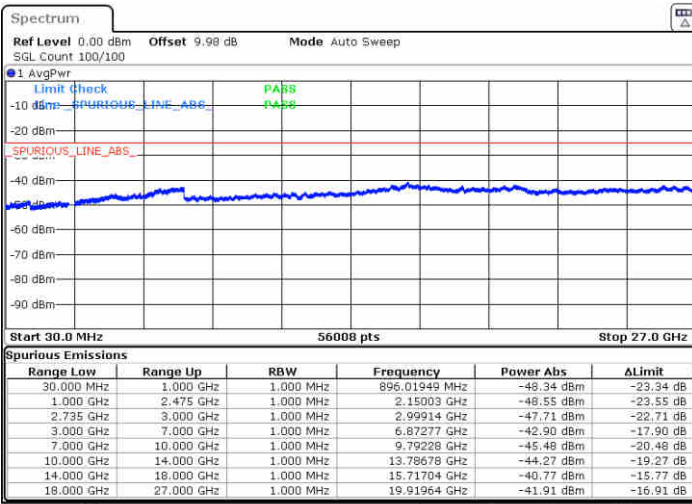


LTE Band 41C / 10MHz+20MHz

16QAM

Lowest Channel / 1RB49 and 1RB0

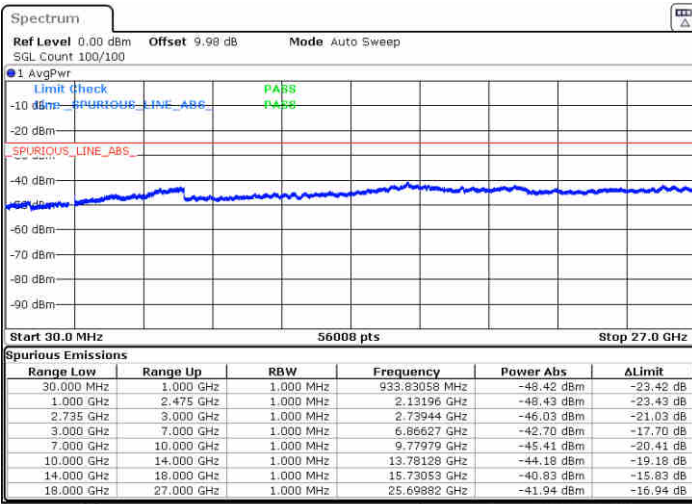
Middle Channel / 1RB49 and 1RB0



Date: 6.SEP.2020 22:12:35

Date: 6.SEP.2020 22:16:49

Highest Channel / 1RB49 and 1RB0



Date: 6.SEP.2020 22:21:03



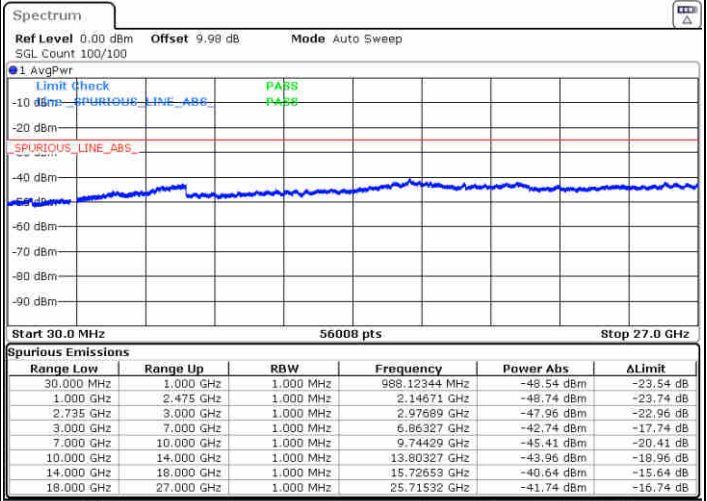
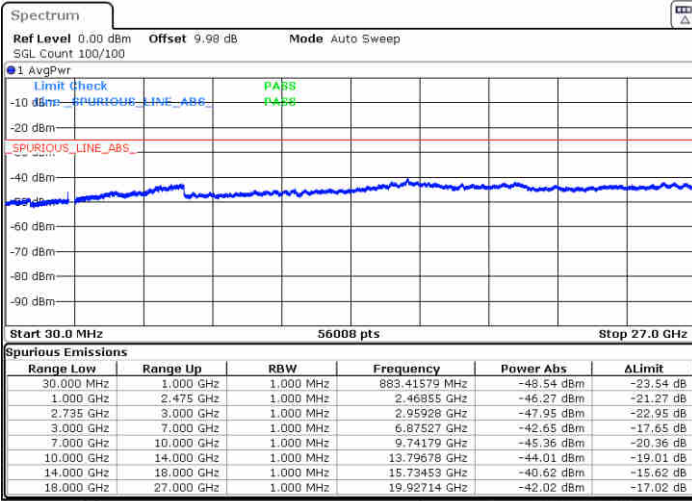


LTE Band 41C / 15MHz+10MHz

16QAM

Lowest Channel / 1RB74 and 1RB0

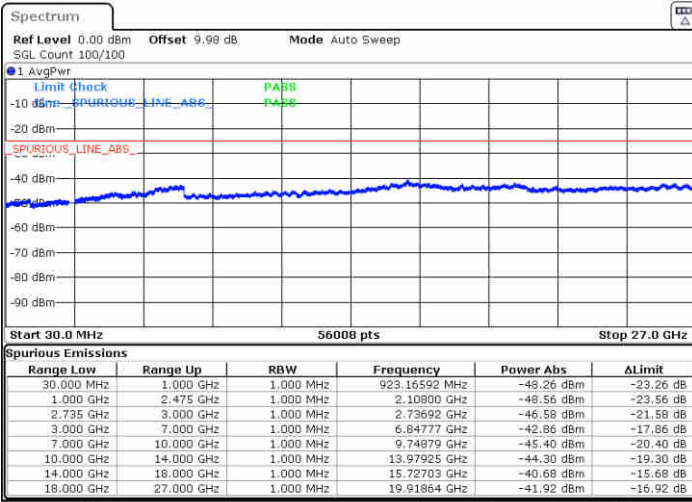
Middle Channel / 1RB74 and 1RB0



Date: 6.SEP.2020 23:13:19

Date: 6.SEP.2020 23:17:33

Highest Channel / 1RB74 and 1RB0



Date: 6.SEP.2020 23:22:31

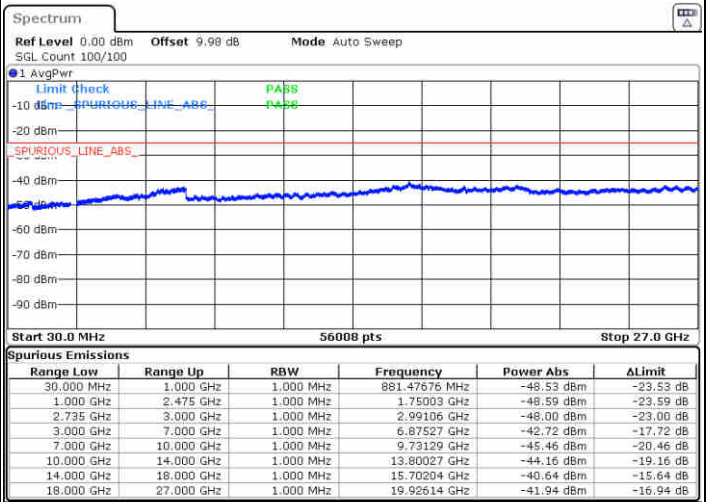
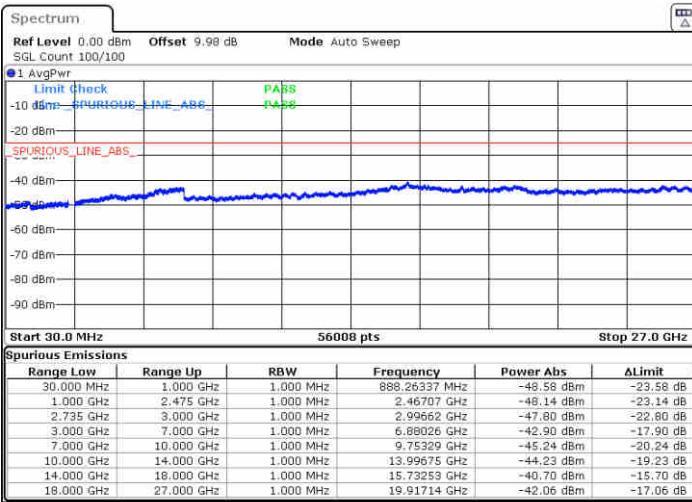


LTE Band 41C / 15MHz+15MHz

16QAM

Lowest Channel / 1RB74 and 1RB0

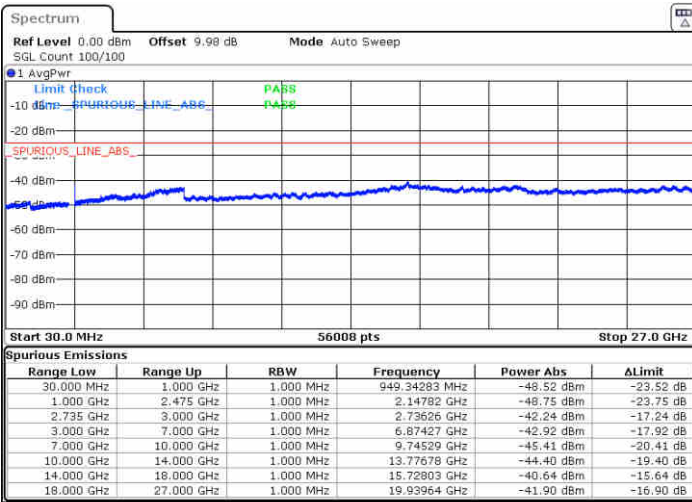
Middle Channel / 1RB74 and 1RB0



Date: 7.SEP.2020 00:01:59

Date: 7.SEP.2020 00:05:30

Highest Channel / 1RB74 and 1RB0



Date: 7.SEP.2020 00:09:22

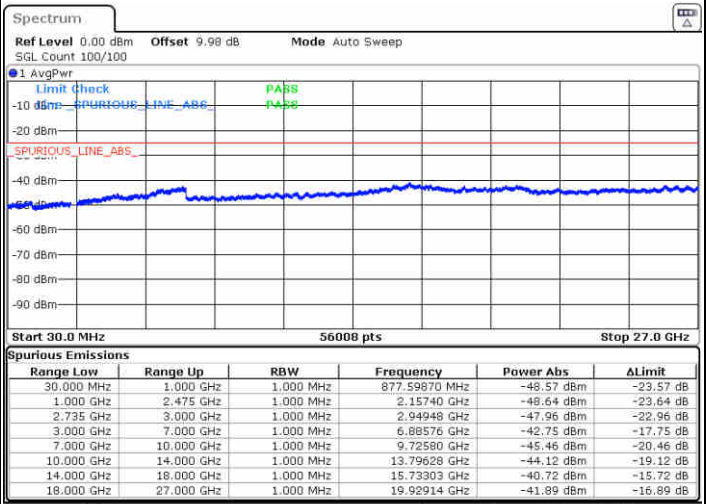
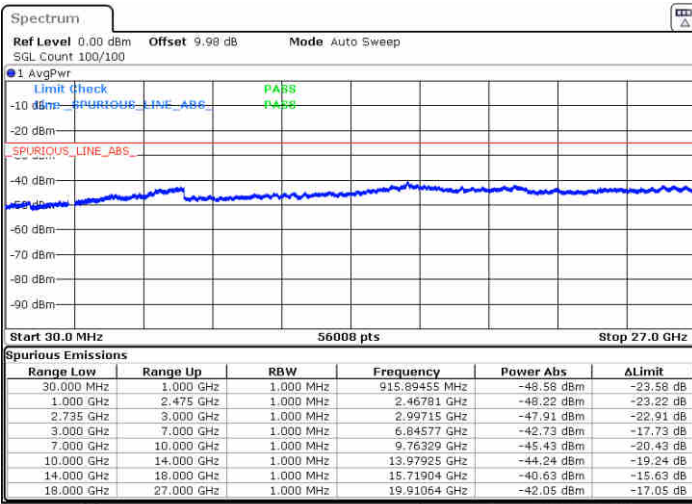


LTE Band 41C / 15MHz+20MHz

16QAM

Lowest Channel / 1RB74 and 1RB0

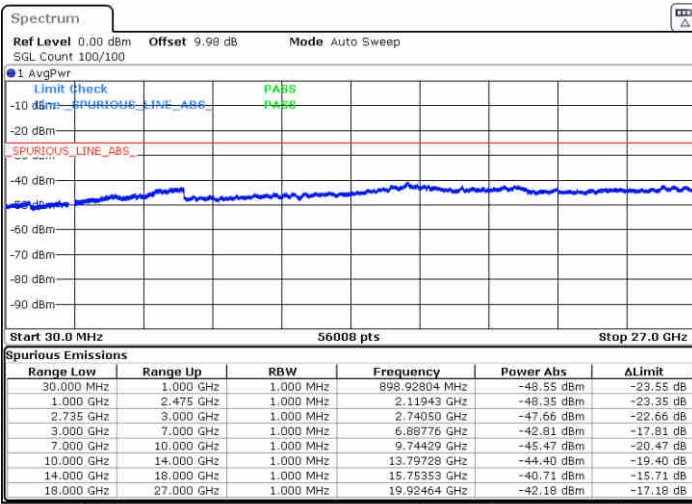
Middle Channel / 1RB74 and 1RB0



Date: 7.SEP.2020 01:16:24

Date: 7.SEP.2020 01:19:53

Highest Channel / 1RB74 and 1RB0



Date: 7.SEP.2020 01:23:52

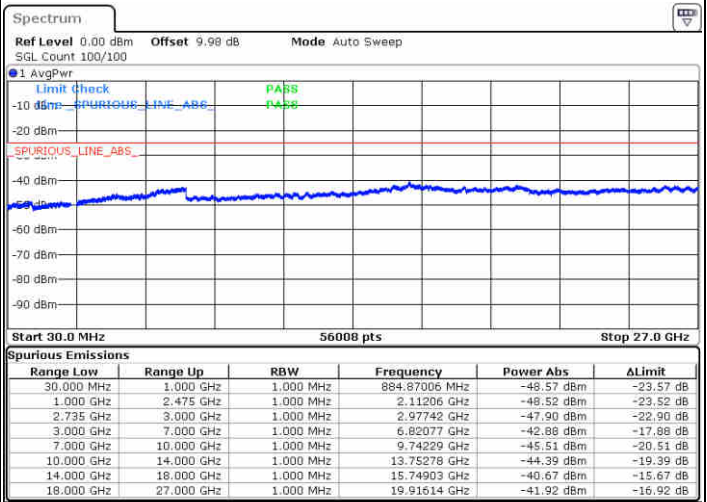
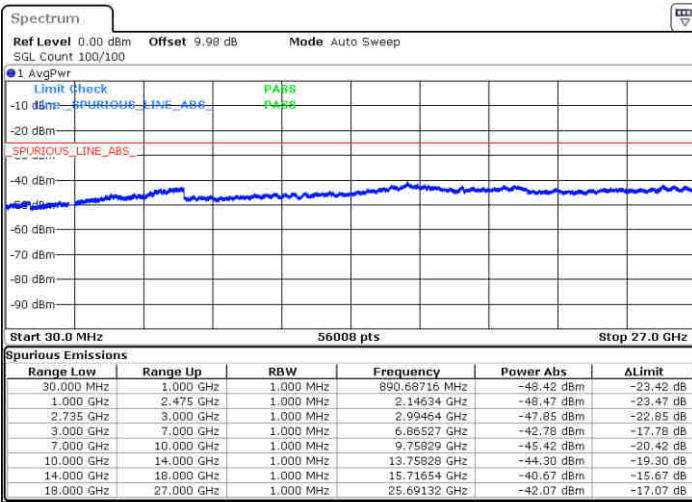


LTE Band 41C / 20MHz+5MHz

16QAM

Lowest Channel / 1RB99 and 1RB0

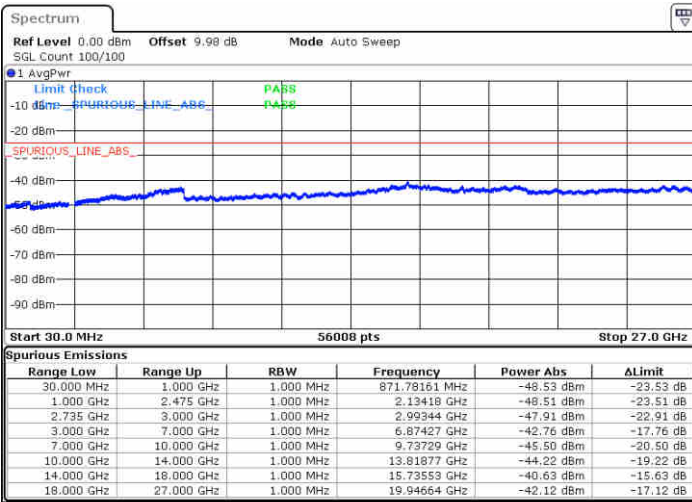
Middle Channel / 1RB99 and 1RB0



Date: 6.SEP.2020 04:37:04

Date: 6.SEP.2020 05:23:14

Highest Channel / 1RB99 and 1RB0



Date: 6.SEP.2020 05:29:30

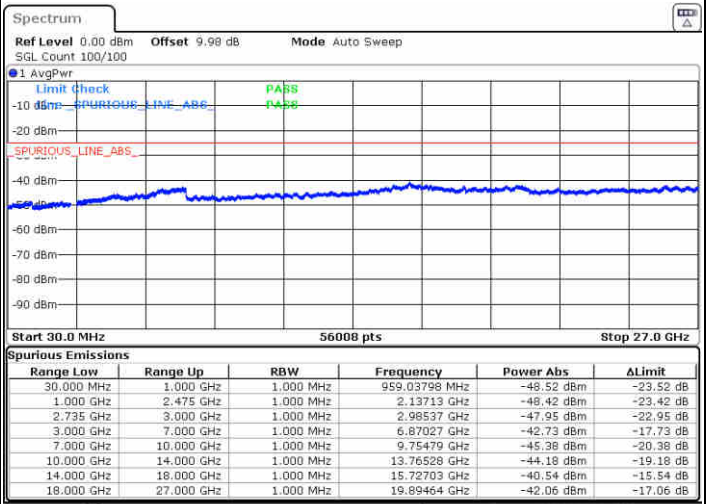
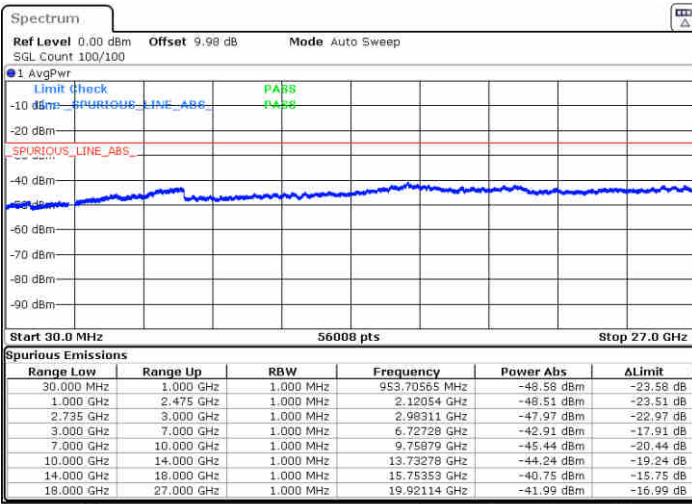


LTE Band 41C / 20MHz+10MHz

16QAM

Lowest Channel / 1RB99 and 1RB0

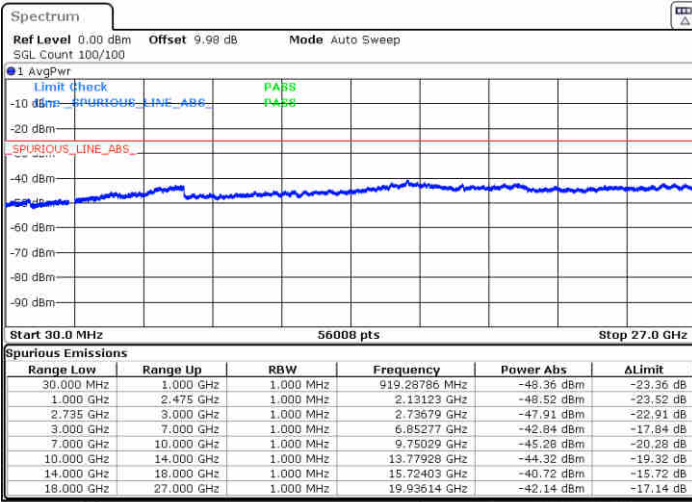
Middle Channel / 1RB99 and 1RB0



Date: 7.SEP.2020 01:40:43

Date: 7.SEP.2020 02:20:46

Highest Channel / 1RB99 and 1RB0



Date: 7.SEP.2020 02:17:05

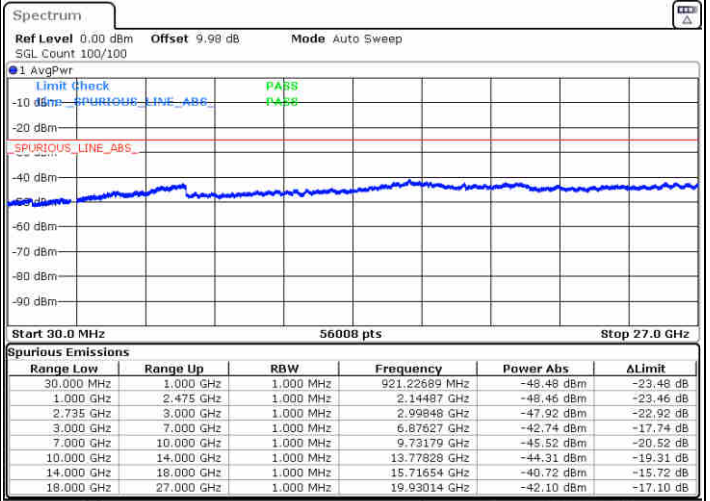
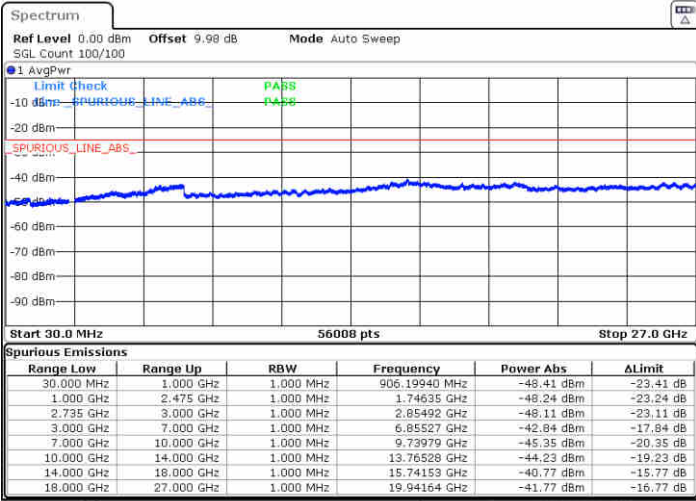


LTE Band 41C / 20MHz+15MHz

16QAM

Lowest Channel / 1RB99 and 1RB0

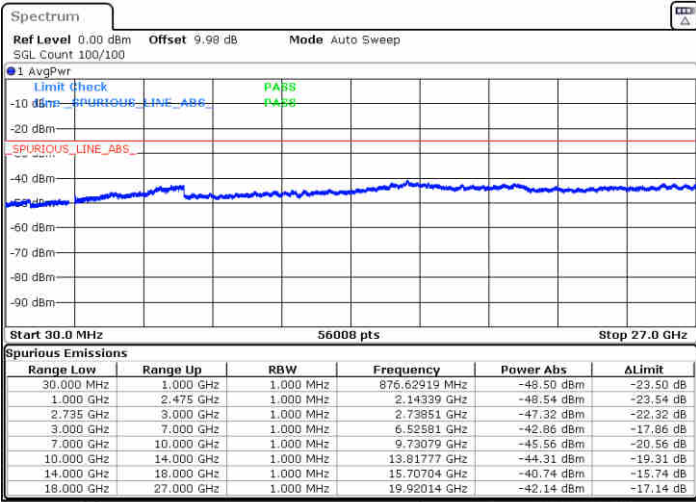
Middle Channel / 1RB99 and 1RB0



Date: 7.SEP.2020 00:32:21

Date: 7.SEP.2020 00:55:14

Highest Channel / 1RB99 and 1RB0



Date: 7.SEP.2020 00:58:47

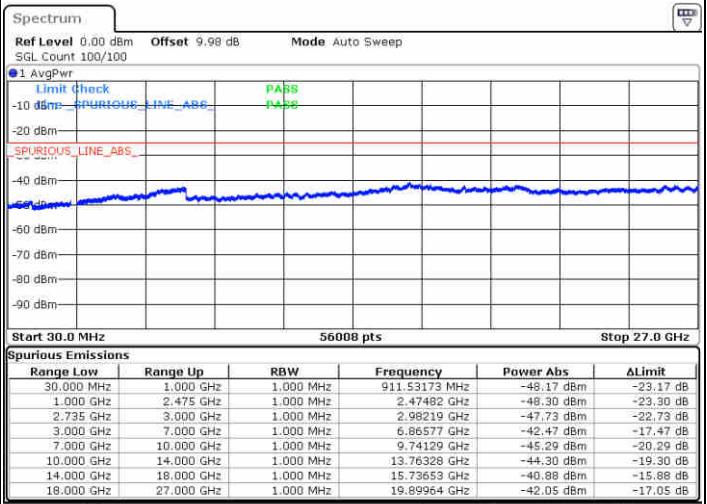
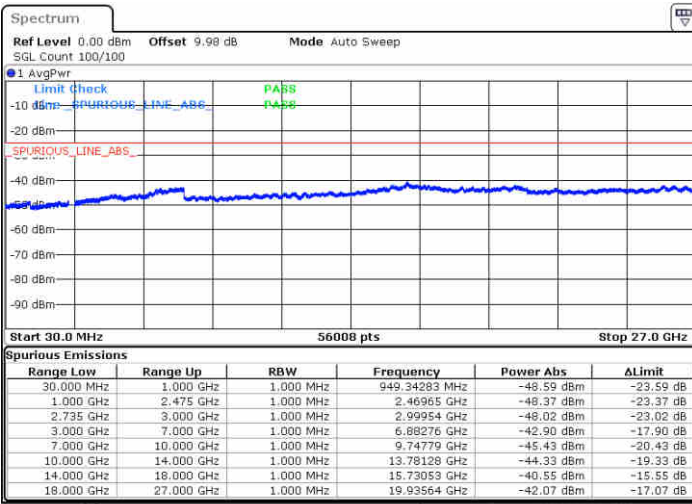


LTE Band 41C / 20MHz+20MHz

16QAM

Lowest Channel / 1RB99 and 1RB0

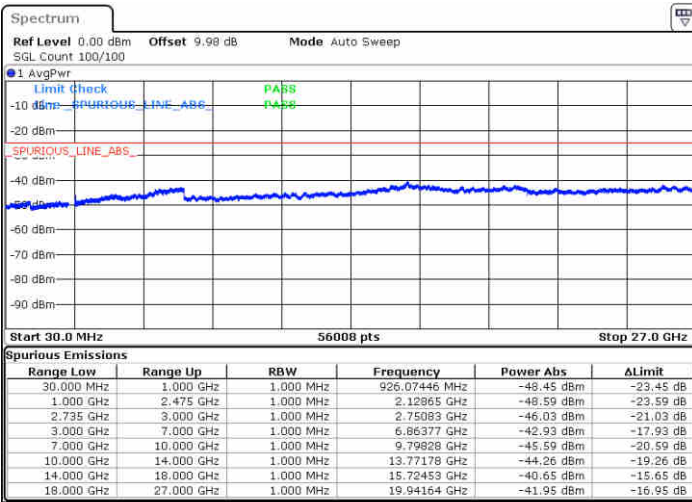
Middle Channel / 1RB99 and 1RB0



Date: 6.SEP.2020 02:06:19

Date: 6.SEP.2020 02:02:05

Highest Channel / 1RB99 and 1RB0



Date: 6.SEP.2020 01:27:59

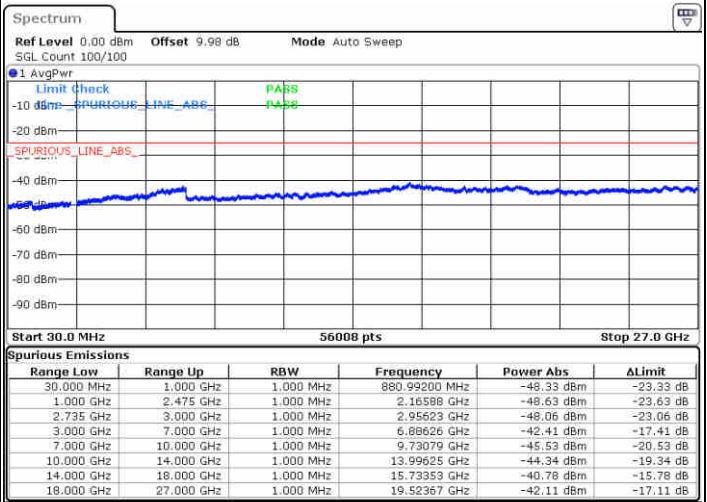
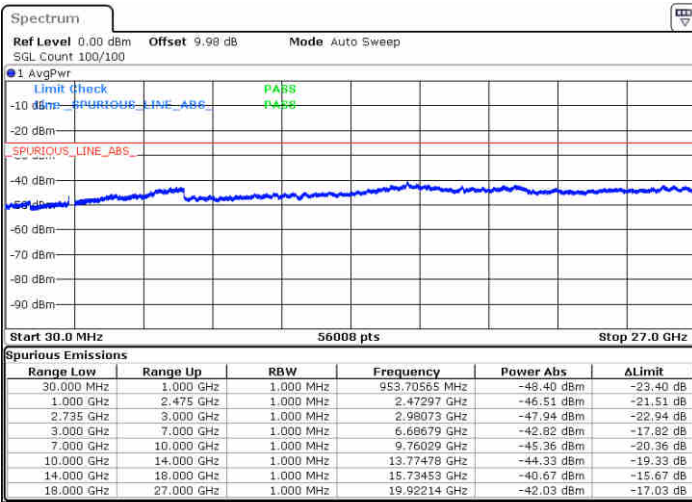


LTE Band 41C / 5MHz+20MHz

64QAM

Lowest Channel / 1RB24 and 1RB0

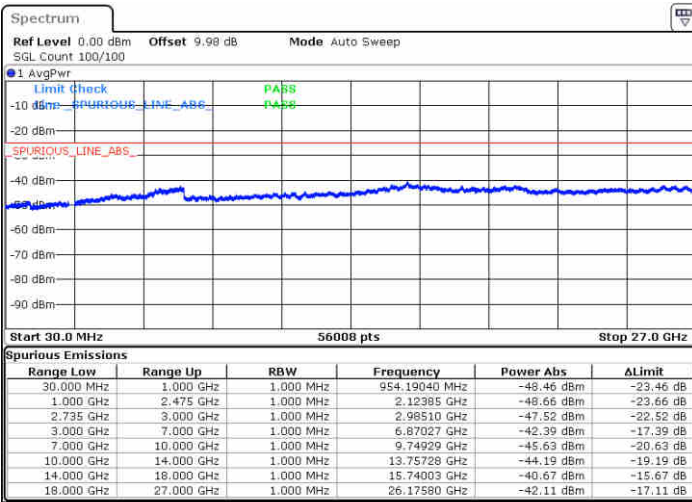
Middle Channel / 1RB24 and 1RB0



Date: 6.SEP.2020 03:11:13

Date: 6.SEP.2020 03:33:21

Highest Channel / 1RB24 and 1RB0



Date: 6.SEP.2020 03:38:14



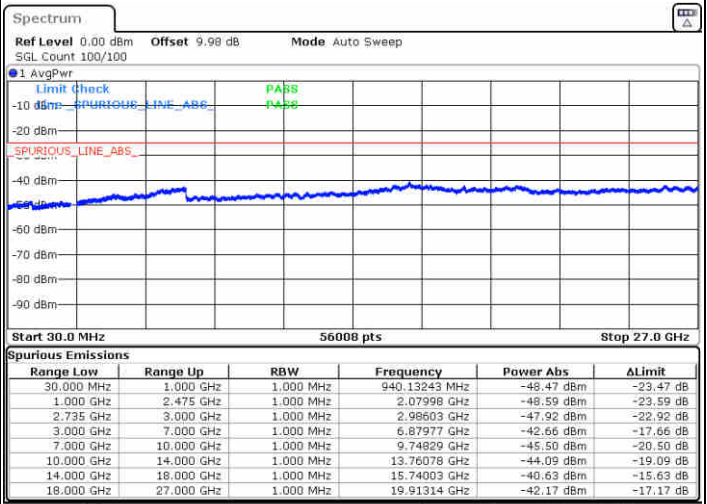
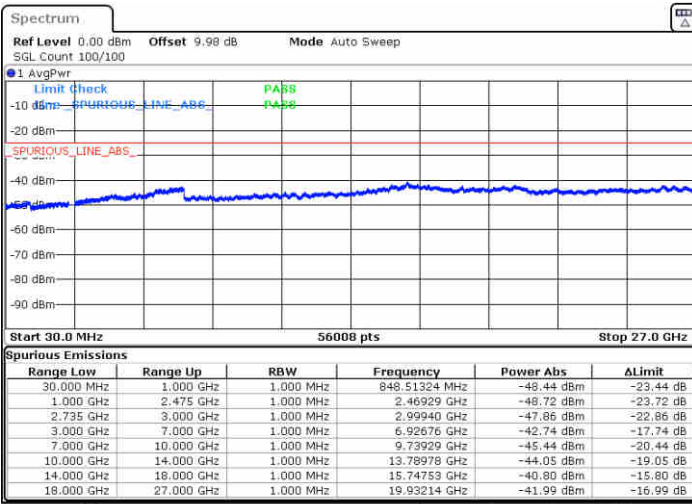


LTE Band 41C / 10MHz+15MHz

64QAM

Lowest Channel / 1RB49 and 1RB0

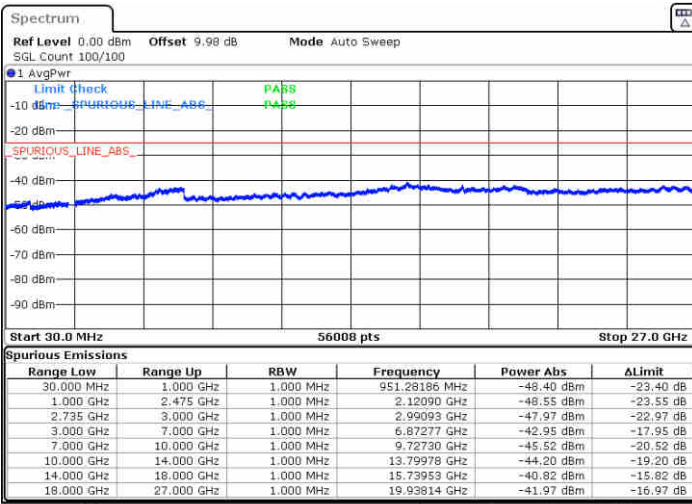
Middle Channel / 1RB49 and 1RB0



Date: 6.SEP.2020 21:08:57

Date: 6.SEP.2020 21:14:34

Highest Channel / 1RB49 and 1RB0



Date: 6.SEP.2020 21:22:24

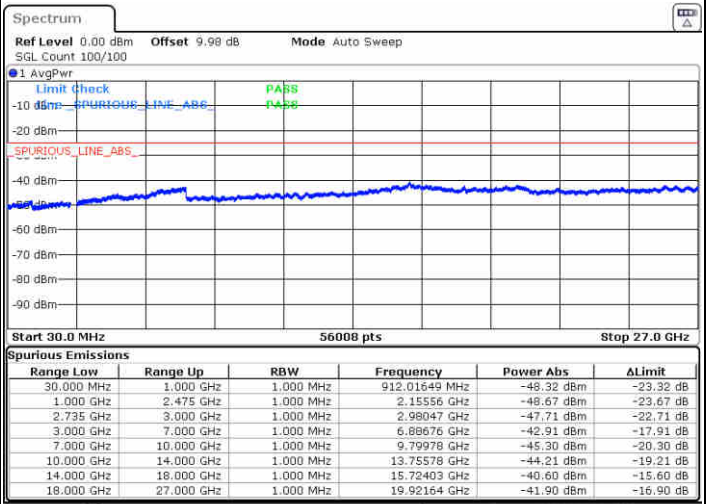
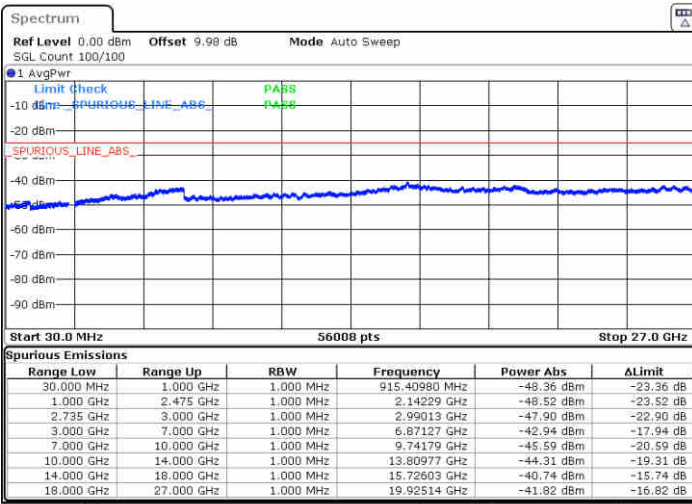


LTE Band 41C / 10MHz+20MHz

64QAM

Lowest Channel / 1RB49 and 1RB0

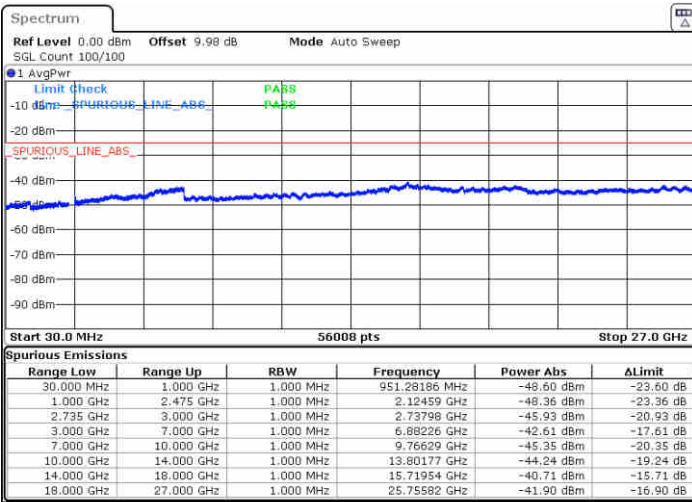
Middle Channel / 1RB49 and 1RB0



Date: 6.SEP.2020 22:13:38

Date: 6.SEP.2020 22:15:46

Highest Channel / 1RB49 and 1RB0



Date: 6.SEP.2020 22:22:08

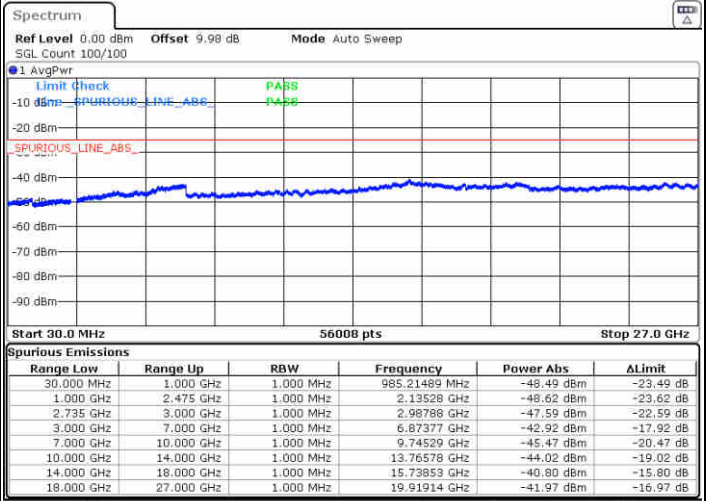
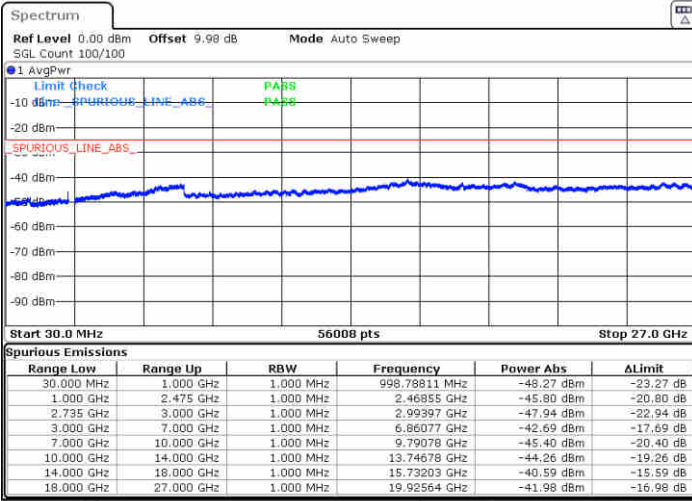


LTE Band 41C / 15MHz+10MHz

64QAM

Lowest Channel / 1RB74 and 1RB0

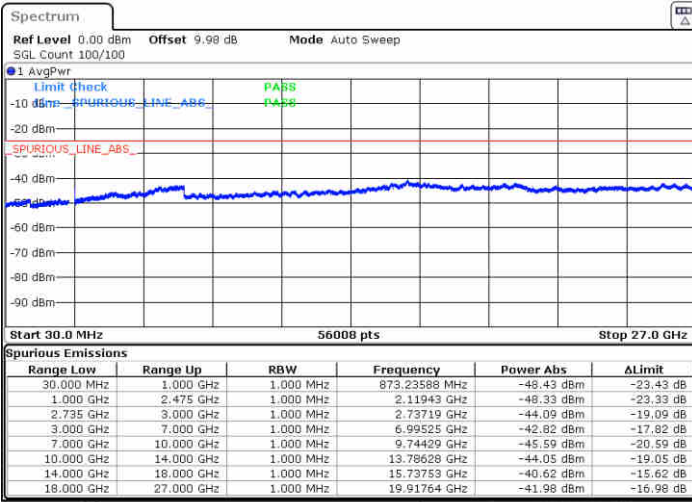
Middle Channel / 1RB74 and 1RB0



Date: 6.SEP.2020 23:14:30

Date: 6.SEP.2020 23:18:32

Highest Channel / 1RB74 and 1RB0



Date: 6.SEP.2020 23:20:52

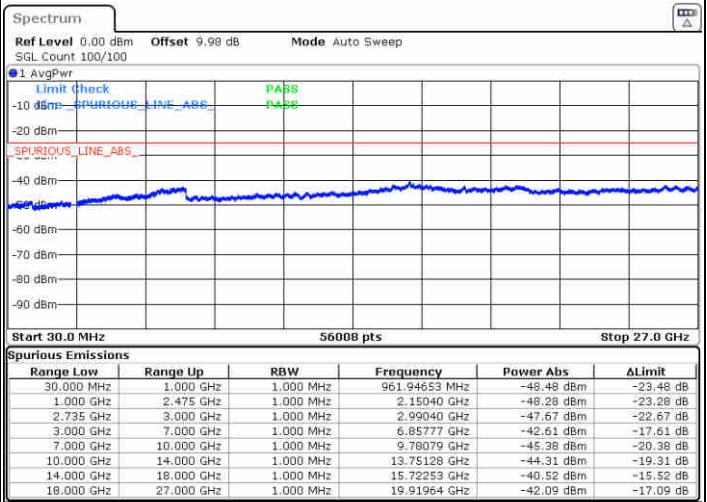
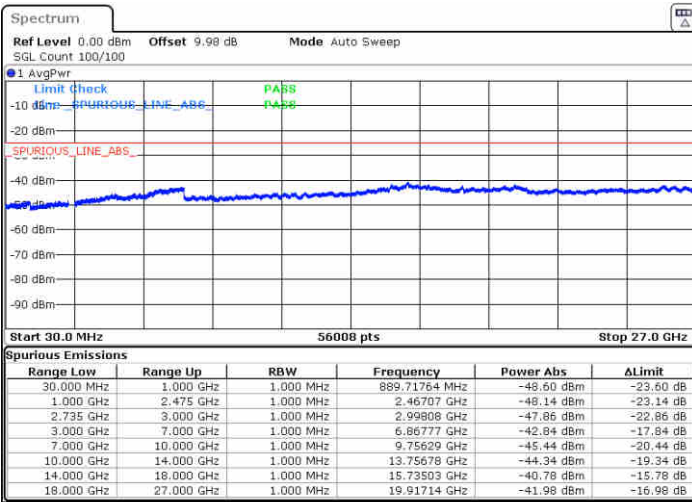


LTE Band 41C / 15MHz+15MHz

64QAM

Lowest Channel / 1RB74 and 1RB0

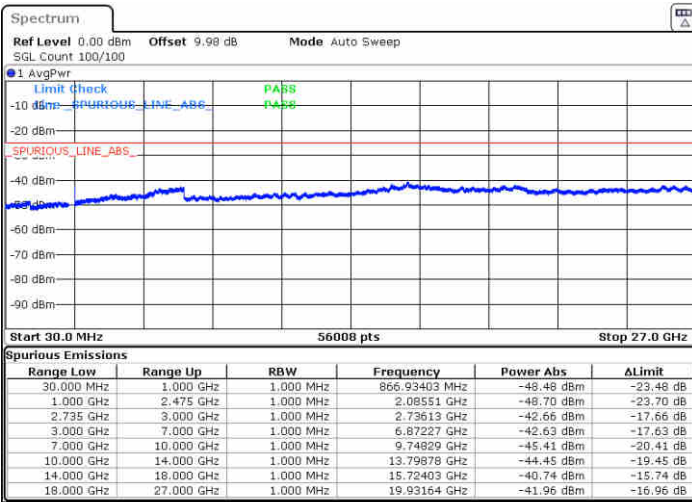
Middle Channel / 1RB74 and 1RB0



Date: 7.SEP.2020 00:03:02

Date: 7.SEP.2020 00:04:26

Highest Channel / 1RB74 and 1RB0



Date: 7.SEP.2020 00:10:27

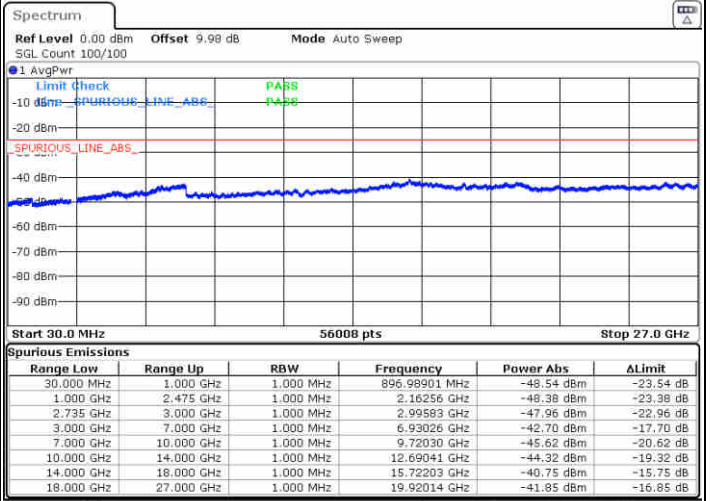
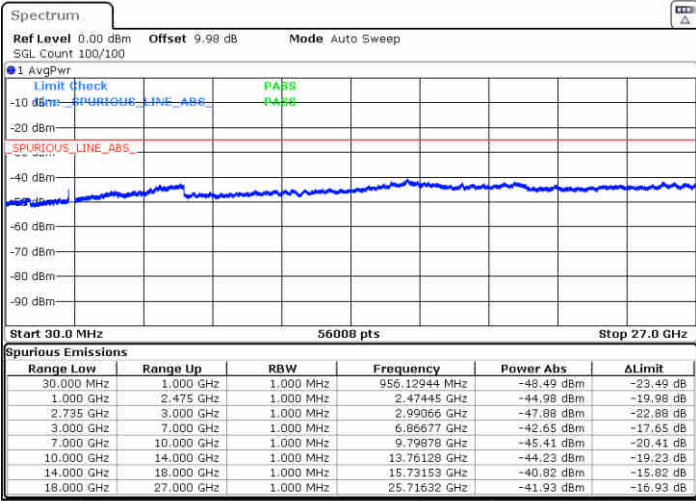


LTE Band 41C / 15MHz+20MHz

64QAM

Lowest Channel / 1RB74 and 1RB0

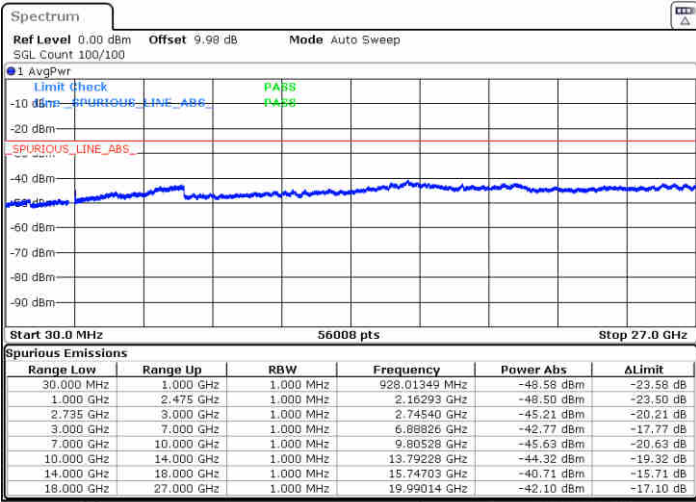
Middle Channel / 1RB74 and 1RB0



Date: 7.SEP.2020 01:17:22

Date: 7.SEP.2020 01:18:51

Highest Channel / 1RB74 and 1RB0



Date: 7.SEP.2020 01:25:08

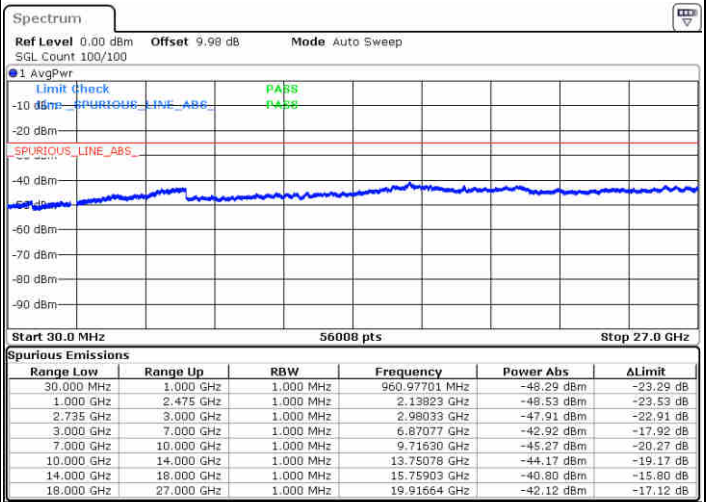
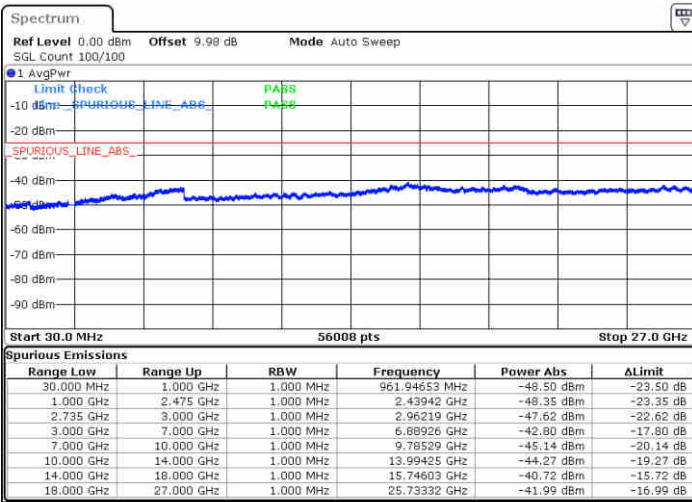


LTE Band 41C / 20MHz+5MHz

64QAM

Lowest Channel / 1RB99 and 1RB0

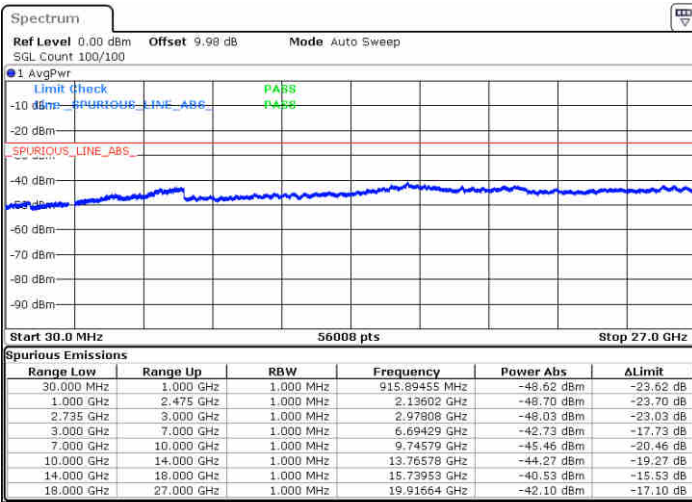
Middle Channel / 1RB99 and 1RB0



Date: 6.SEP.2020 04:38:11

Date: 6.SEP.2020 05:24:09

Highest Channel / 1RB99 and 1RB0



Date: 6.SEP.2020 05:30:51

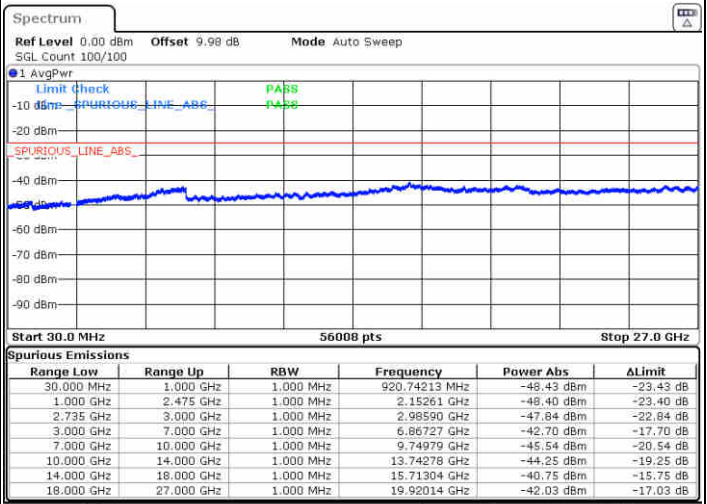
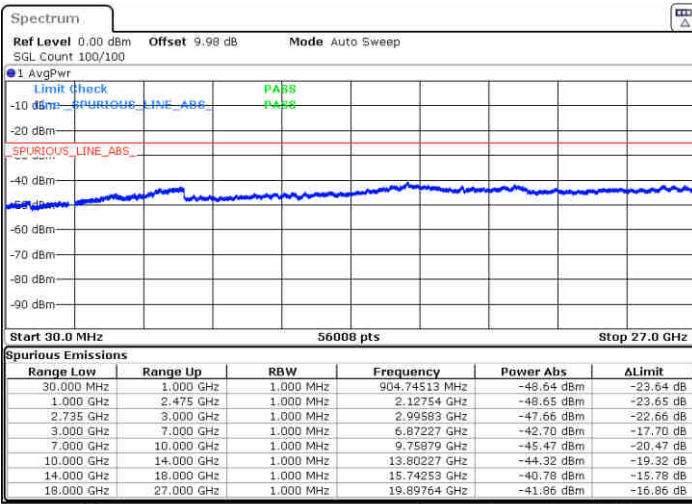


LTE Band 41C / 20MHz+10MHz

64QAM

Lowest Channel / 1RB99 and 1RB0

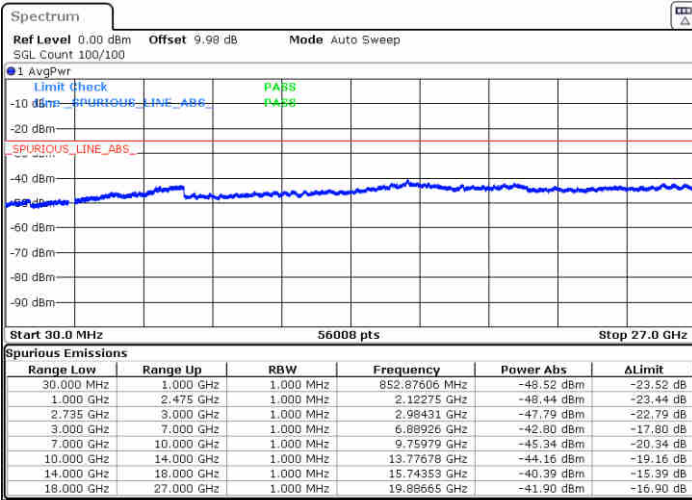
Middle Channel / 1RB99 and 1RB0



Date: 7.SEP.2020 01:42:03

Date: 7.SEP.2020 02:21:46

Highest Channel / 1RB99 and 1RB0



Date: 7.SEP.2020 02:16:07

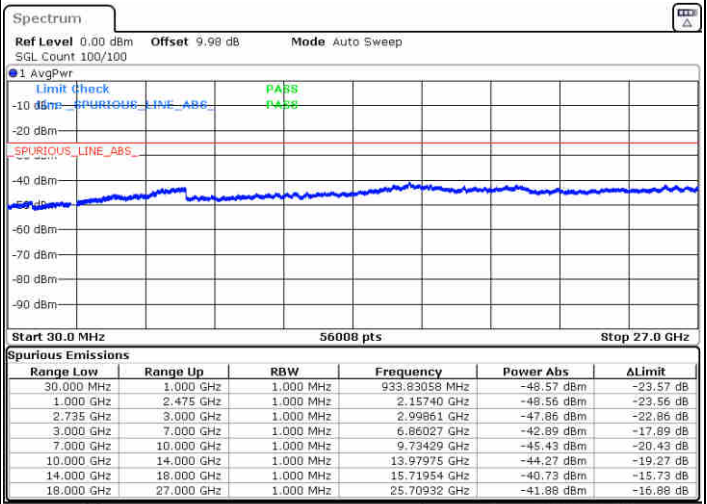
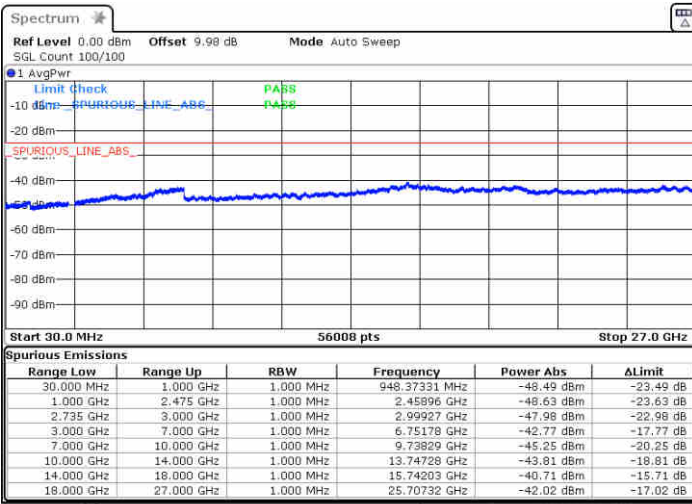


LTE Band 41C / 20MHz+15MHz

64QAM

Lowest Channel / 1RB99 and 1RB0

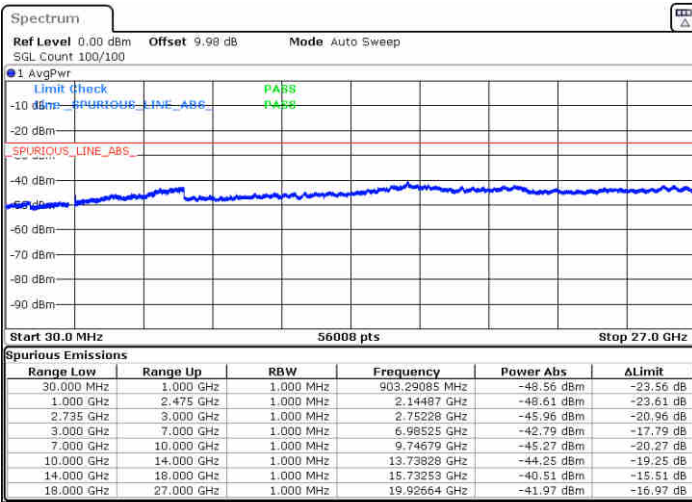
Middle Channel / 1RB99 and 1RB0



Date: 7.SEP.2020 00:43:00

Date: 7.SEP.2020 00:53:58

Highest Channel / 1RB99 and 1RB0



Date: 7.SEP.2020 00:59:45



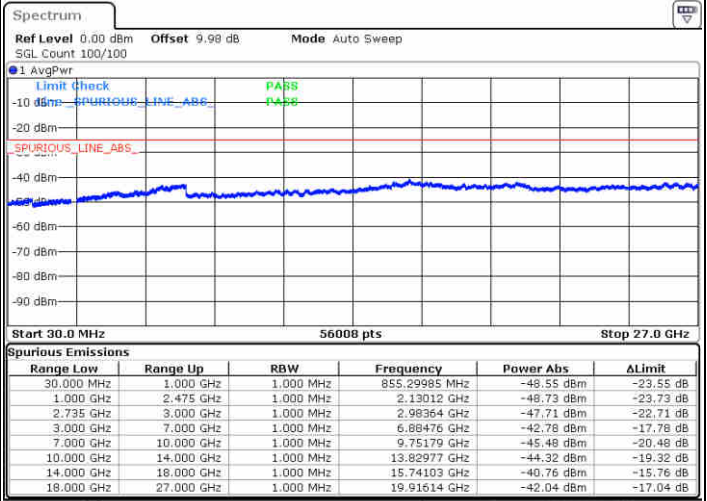
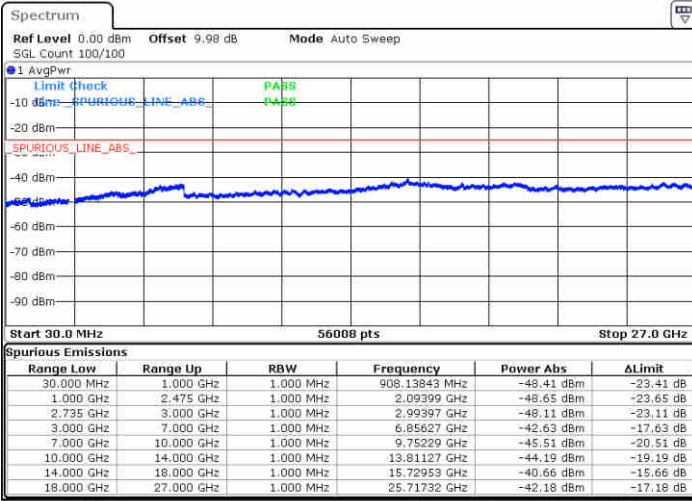


LTE Band 41C / 20MHz+20MHz

64QAM

Lowest Channel / 1RB99 and 1RB0

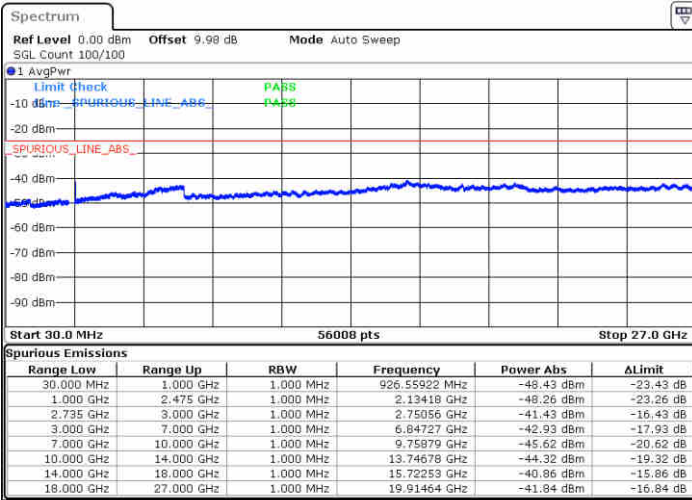
Middle Channel / 1RB99 and 1RB0



Date: 6.SEP.2020 02:08:49

Date: 6.SEP.2020 02:03:13

Highest Channel / 1RB99 and 1RB0



Date: 6.SEP.2020 01:29:17



### Appendix B. Test Results of Radiated Test

#### Radiated Spurious Emission

LTE Band 7 / 20MHz / QPSK								
Channel	Frequency ( MHz )	EIRP ( dBm )	Limit ( dBm )	Over Limit ( dB )	S.G. Power ( dBm )	TX Cable loss ( dB )	TX Antenna Gain (dBi)	Polarization (H/V)
Lowest	5004	-62.66	-25	-37.66	-71.15	1.83	10.32	H
	7504	-57.85	-25	-32.85	-66.86	2.60	11.61	H
	10000	-58.10	-25	-33.10	-68.86	2.67	13.43	H
	5004	-63.72	-25	-38.72	-72.21	1.83	10.32	V
	7504	-57.59	-25	-32.59	-66.60	2.60	11.61	V
	10000	-58.48	-25	-33.48	-69.24	2.67	13.43	V
Middle	5052	-57.22	-25	-32.22	-65.71	1.83	10.32	H
	7580	-47.46	-25	-22.46	-56.47	2.60	11.61	H
	10100	-57.44	-25	-32.44	-68.20	2.67	13.43	H
	5052	-59.39	-25	-34.39	-67.88	1.83	10.32	V
	7580	-46.24	-25	-21.24	-55.25	2.60	11.61	V
	10100	-56.94	-25	-31.94	-67.70	2.67	13.43	V
Highest	5100	-59.56	-25	-34.56	-68.05	1.83	10.32	H
	7652	-54.80	-25	-29.80	-63.81	2.60	11.61	H
	10200	-57.42	-25	-32.42	-68.18	2.67	13.43	H
	5100	-61.18	-25	-36.18	-69.67	1.83	10.32	V
	7652	-55.63	-25	-30.63	-64.64	2.60	11.61	V
	10200	-57.76	-25	-32.76	-68.52	2.67	13.43	V

Remark: Spurious emissions within 30-1000MHz were found more than 20dB below limit line.



LTE Band 12 / 10MHz / QPSK								
Channel	Frequency ( MHz )	ERP ( dBm )	Limit ( dBm )	Over Limit ( dB )	S.G. Power ( dBm )	TX Cable loss ( dB )	TX Antenna Gain (dBi)	Polarization (H/V)
Lowest	1400	-68.61	-13	-55.61	-75.58	1.58	10.70	H
	2098	-60.61	-13	-47.61	-68.86	2.102	12.50	H
	2798	-65.35	-13	-52.35	-74.24	2.856	13.90	H
	3498	-63.55	-13	-50.55	-72.01	2.689	13.30	H
	1400	-68.52	-13	-55.52	-75.49	1.58	10.70	V
	2098	-60.02	-13	-47.02	-68.27	2.10	12.50	V
	2798	-65.27	-13	-52.27	-74.16	2.86	13.90	V
	3498	-63.45	-13	-50.45	-71.91	2.69	13.30	V
Middle	1406	-69.00	-13	-56.00	-75.97	1.58	10.70	H
	2110	-59.89	-13	-46.89	-68.14	2.102	12.50	H
	2812	-65.19	-13	-52.19	-74.08	2.856	13.90	H
	3516	-63.20	-13	-50.20	-71.66	2.689	13.30	H
	1406	-67.79	-13	-54.79	-74.76	1.58	10.70	V
	2110	-58.92	-13	-45.92	-67.17	2.10	12.50	V
	2812	-64.84	-13	-51.84	-73.73	2.86	13.90	V
	3516	-63.12	-13	-50.12	-71.58	2.69	13.30	V
Highest	1414	-68.24	-13	-55.24	-75.21	1.58	10.70	H
	2120	-58.24	-13	-45.24	-66.49	2.102	12.50	H
	2826	-65.04	-13	-52.04	-73.93	2.856	13.90	H
	3534	-63.08	-13	-50.08	-71.54	2.689	13.30	H
	1414	-68.28	-13	-55.28	-75.25	1.58	10.70	V
	2120	-58.60	-13	-45.60	-66.85	2.10	12.50	V
	2826	-65.18	-13	-52.18	-74.07	2.86	13.90	V
	3534	-63.21	-13	-50.21	-71.67	2.69	13.30	V

Remark: Spurious emissions within 30-1000MHz were found more than 20dB below limit line.



LTE Band 13 / 5MHz / QPSK								
Channel	Frequency ( MHz )	ERP ( dBm )	Limit ( dBm )	Over Limit ( dB )	S.G. Power ( dBm )	TX Cable loss ( dB )	TX Antenna Gain (dBi)	Polarization (H/V)
Lowest	1554	-66.26	-13	-53.26	-68.89	1.09	5.87	H
	2332	-61.90	-13	-48.90	-64.30	1.37	5.92	H
	3108	-64.62	-13	-51.62	-68.51	1.64	7.68	H
	1554	-65.54	-13	-52.54	-68.17	1.09	5.87	V
	2332	-60.08	-13	-47.08	-62.48	1.37	5.92	V
	3108	-64.61	-13	-51.61	-68.50	1.64	7.68	V
Middle	1560	-68.21	-42.15	-26.06	-70.84	1.09	5.87	H
	2340	-59.46	-13	-46.46	-61.86	1.37	5.92	H
	3120	-64.36	-13	-51.36	-68.25	1.64	7.68	H
	1560	-67.26	-42.15	-25.11	-69.89	1.09	5.87	V
	2340	-57.94	-13	-44.94	-60.34	1.37	5.92	V
	3120	-64.64	-13	-51.64	-68.53	1.64	7.68	V
Highest	1564	-67.02	-42.15	-24.87	-69.65	1.09	5.87	H
	2348	-60.83	-13	-47.83	-63.23	1.37	5.92	H
	3132	-64.57	-13	-51.57	-68.46	1.64	7.68	H
	1564	-66.46	-42.15	-24.31	-69.09	1.09	5.87	V
	2348	-58.77	-13	-45.77	-61.17	1.37	5.92	V
	3132	-64.72	-13	-51.72	-68.61	1.64	7.68	V

Remark: Spurious emissions within 30-1000MHz were found more than 20dB below limit line.

LTE Band 13 / 10MHz / QPSK								
Channel	Frequency ( MHz )	ERP ( dBm )	Limit ( dBm )	Over Limit ( dB )	S.G. Power ( dBm )	TX Cable loss ( dB )	TX Antenna Gain (dBi)	Polarization (H/V)
Middle	1556	-68.38	-13	-55.38	-71.01	1.09	5.87	H
	2332	-61.25	-13	-48.25	-63.65	1.37	5.92	H
	3108	-64.78	-13	-51.78	-68.67	1.64	7.68	H
	1556	-66.76	-13	-53.76	-69.39	1.09	5.87	V
	2332	-58.53	-13	-45.53	-60.93	1.37	5.92	V
	3108	-64.35	-13	-51.35	-68.24	1.64	7.68	V

Remark: Spurious emissions within 30-1000MHz were found more than 20dB below limit line.



LTE Band 41 / 20MHz / QPSK								
Channel	Frequency ( MHz )	EIRP ( dBm )	Limit ( dBm )	Over Limit ( dB )	S.G. Power ( dBm )	TX Cable loss ( dB )	TX Antenna Gain (dBi)	Polarization (H/V)
Lowest	4992	-58.70	-25	-33.70	-68.91	3.03	13.24	H
	7492	-46.60	-25	-21.60	-56.05	3.56	13.01	H
	9990	-58.61	-25	-33.61	-68.13	3.92	13.44	H
	12490	-56.04	-25	-31.04	-65.08	4.39	13.43	H
	14980	-52.39	-25	-27.39	-61.08	4.83	13.53	H
	4992	-61.74	-25	-36.74	-71.95	3.03	13.24	V
	7492	-47.74	-25	-22.74	-57.19	3.56	13.01	V
	9990	-58.40	-25	-33.40	-67.92	3.92	13.44	V
	12490	-56.11	-25	-31.11	-65.15	4.39	13.43	V
14980	-49.79	-25	-24.79	-58.48	4.83	13.53	V	
Middle	5168	-57.57	-25	-32.57	-67.78	3.03	13.24	H
	7752	-43.23	-25	-18.23	-52.68	3.56	13.01	H
	10340	-56.96	-25	-31.96	-66.48	3.92	13.44	H
	5168	-62.97	-25	-37.97	-73.18	3.03	13.24	V
	7752	-42.65	-25	-17.65	-52.10	3.56	13.01	V
	10340	-56.68	-25	-31.68	-66.20	3.92	13.44	V
Highest	5340	-55.58	-25	-30.58	-65.79	3.03	13.24	H
	8010	-51.19	-25	-26.19	-60.64	3.56	13.01	H
	10680	-56.57	-25	-31.57	-66.09	3.92	13.44	H
	5340	-63.24	-25	-38.24	-73.45	3.03	13.24	V
	8010	-48.29	-25	-23.29	-57.74	3.56	13.01	V
	10680	-56.81	-25	-31.81	-66.33	3.92	13.44	V

Remark: Spurious emissions within 30-1000MHz were found more than 20dB below limit line.



LTE Band 41C_CA / 20MHz+20MHz / QPSK								
Channel	Frequency ( MHz )	EIRP ( dBm )	Limit ( dBm )	Over Limit ( dB )	S.G. Power ( dBm )	TX Cable loss ( dB )	TX Antenna Gain (dBi)	Polarization (H/V)
Lowest	4996	-60.38	-25	-35.38	-70.59	3.03	13.24	H
	7492	-52.24	-25	-27.24	-61.69	3.56	13.01	H
	9990	-57.04	-25	-32.04	-66.56	3.92	13.44	H
	4996	-64.00	-25	-39.00	-74.21	3.03	13.24	V
	7492	-48.16	-25	-23.16	-57.61	3.56	13.01	V
	9990	-57.35	-25	-32.35	-66.87	3.92	13.44	V
Middle	5148	-59.15	-25	-34.15	-69.36	3.03	13.24	H
	7724	-47.15	-25	-22.15	-56.60	3.56	13.01	H
	10300	-57.59	-25	-32.59	-67.11	3.92	13.44	H
	5148	-63.66	-25	-38.66	-73.87	3.03	13.24	V
	7724	-51.55	-25	-26.55	-61.00	3.56	13.01	V
	10300	-57.17	-25	-32.17	-66.69	3.92	13.44	V
Highest	5305	-61.61	-25	-36.61	-71.82	3.03	13.24	H
	7955	-52.62	-25	-27.62	-62.07	3.56	13.01	H
	10602	-55.90	-25	-30.90	-65.42	3.92	13.44	H
	5305	-66.15	-25	-41.15	-76.36	3.03	13.24	V
	7955	-50.49	-25	-25.49	-59.94	3.56	13.01	V
	10602	-56.18	-25	-31.18	-65.70	3.92	13.44	V

Remark: Spurious emissions within 30-1000MHz were found more than 20dB below limit line.