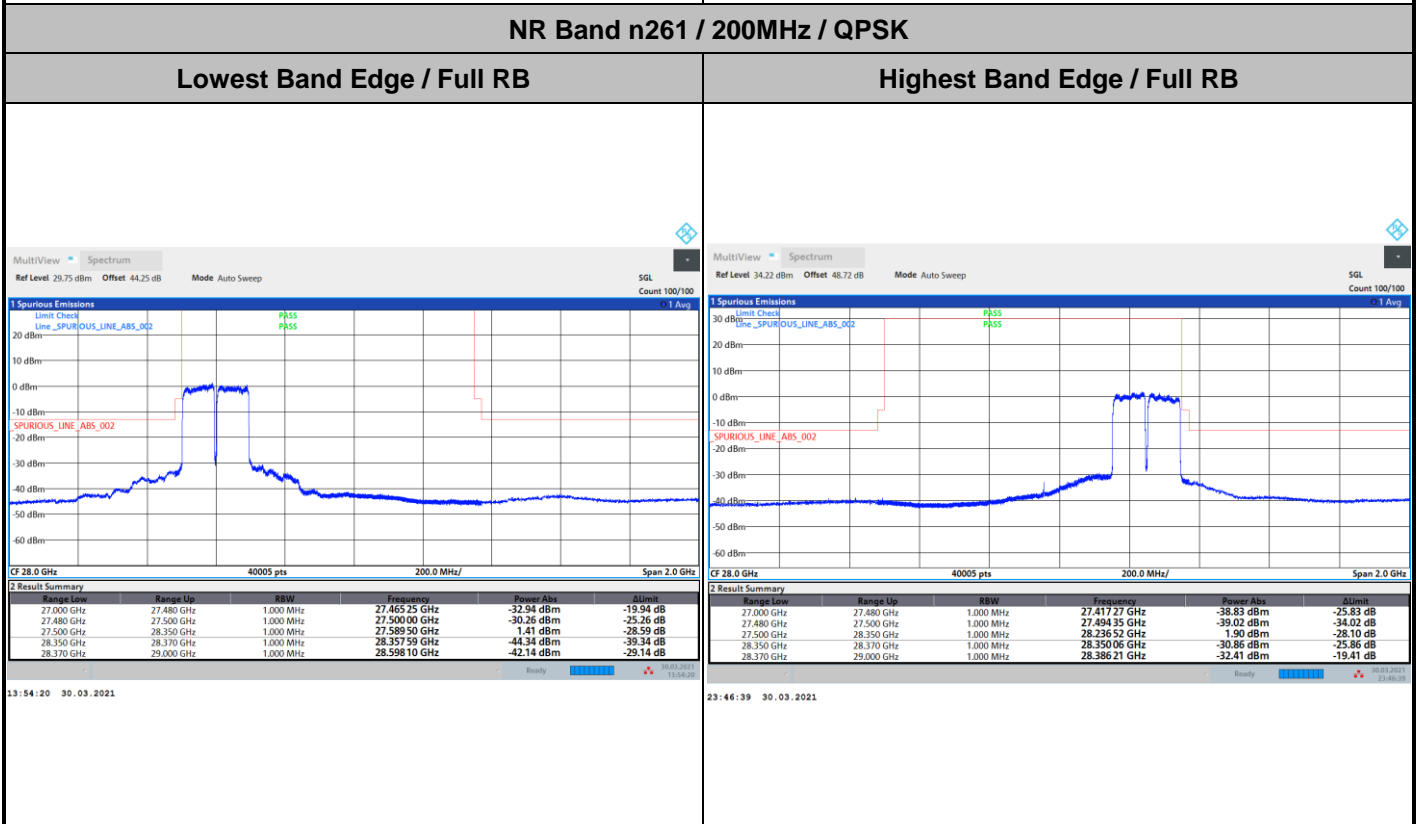
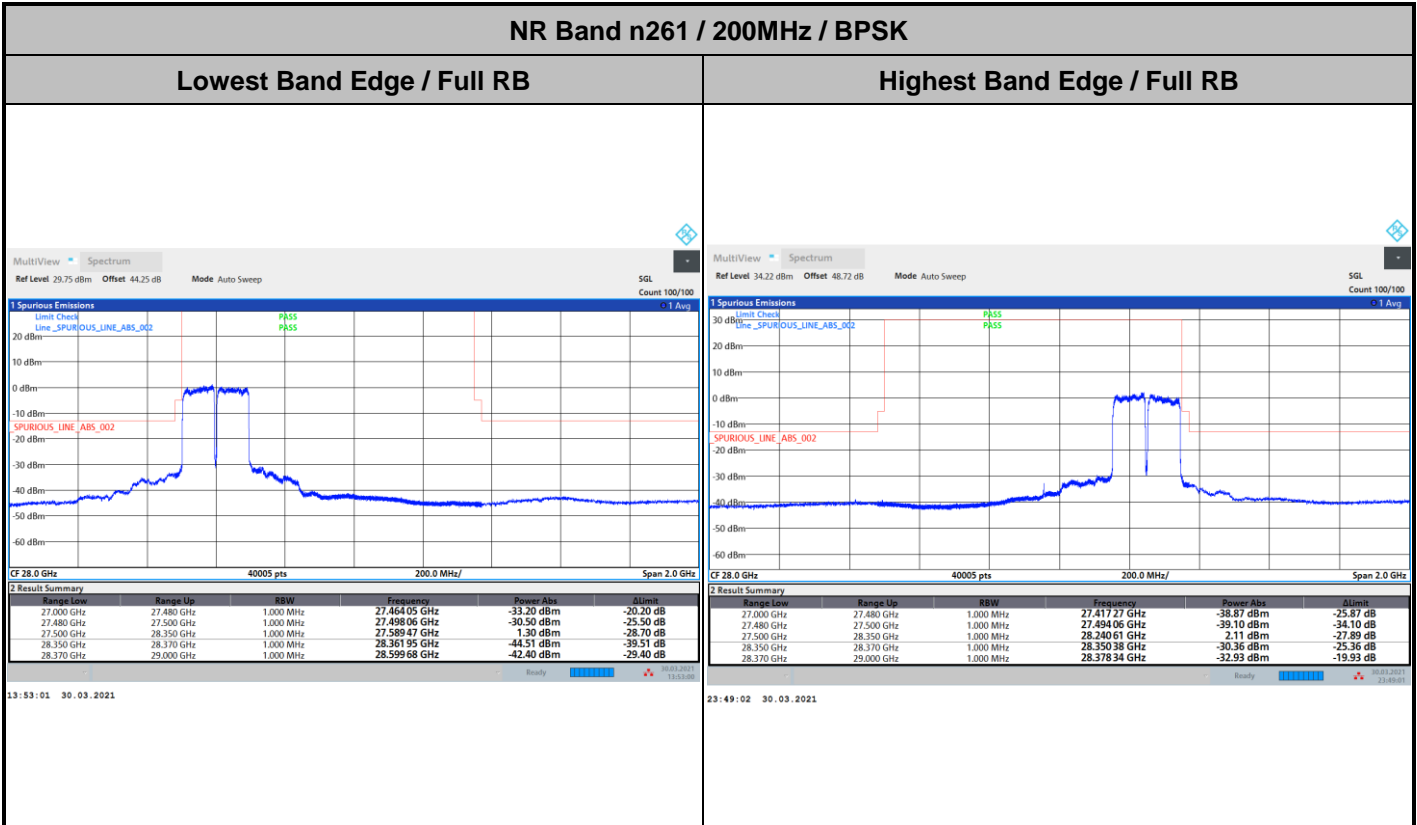


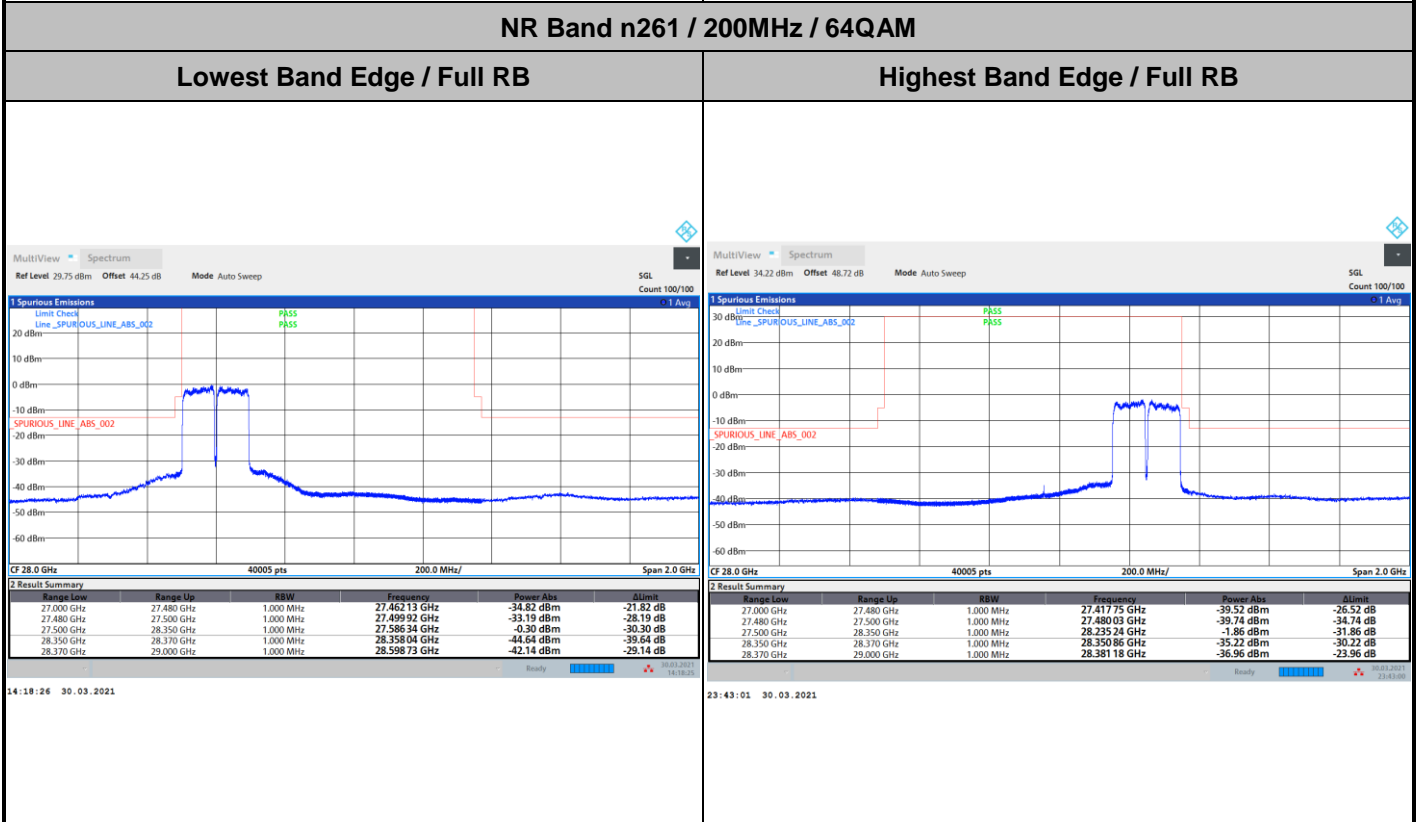
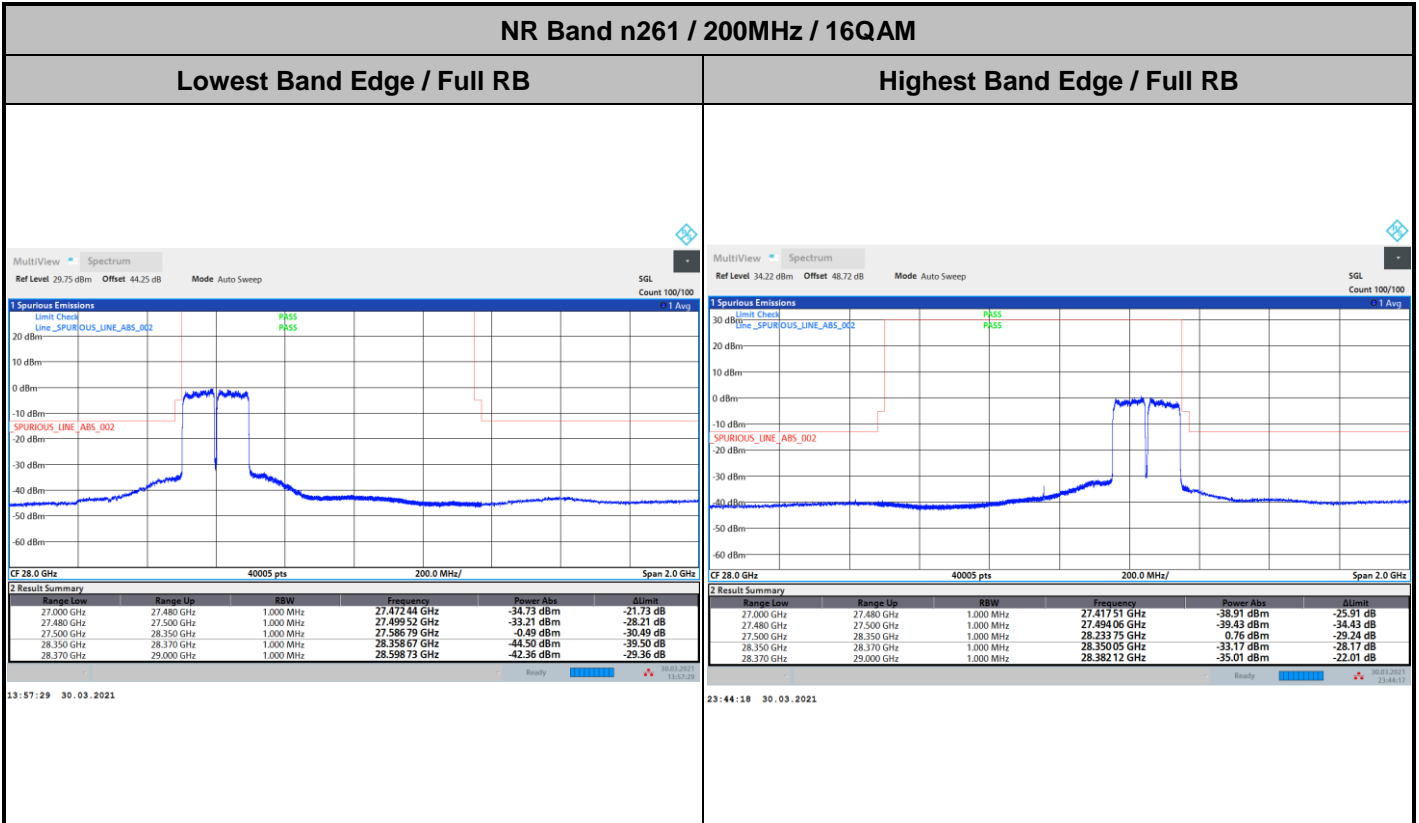


DFT-s-OFDM Module 1





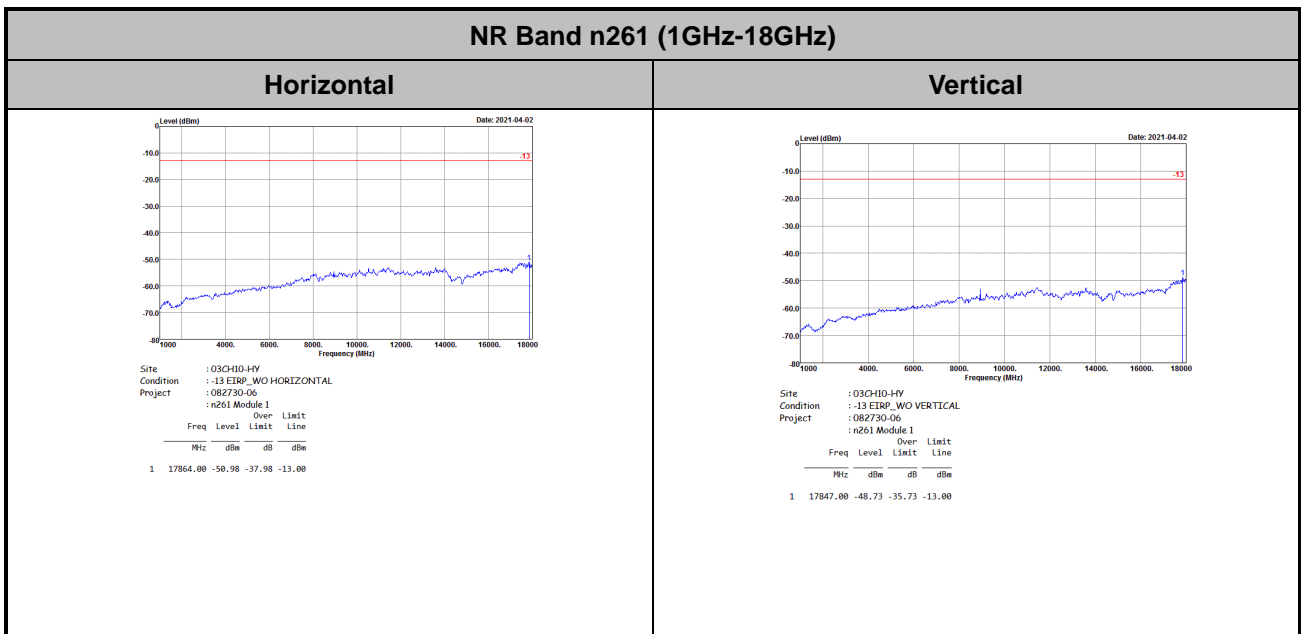
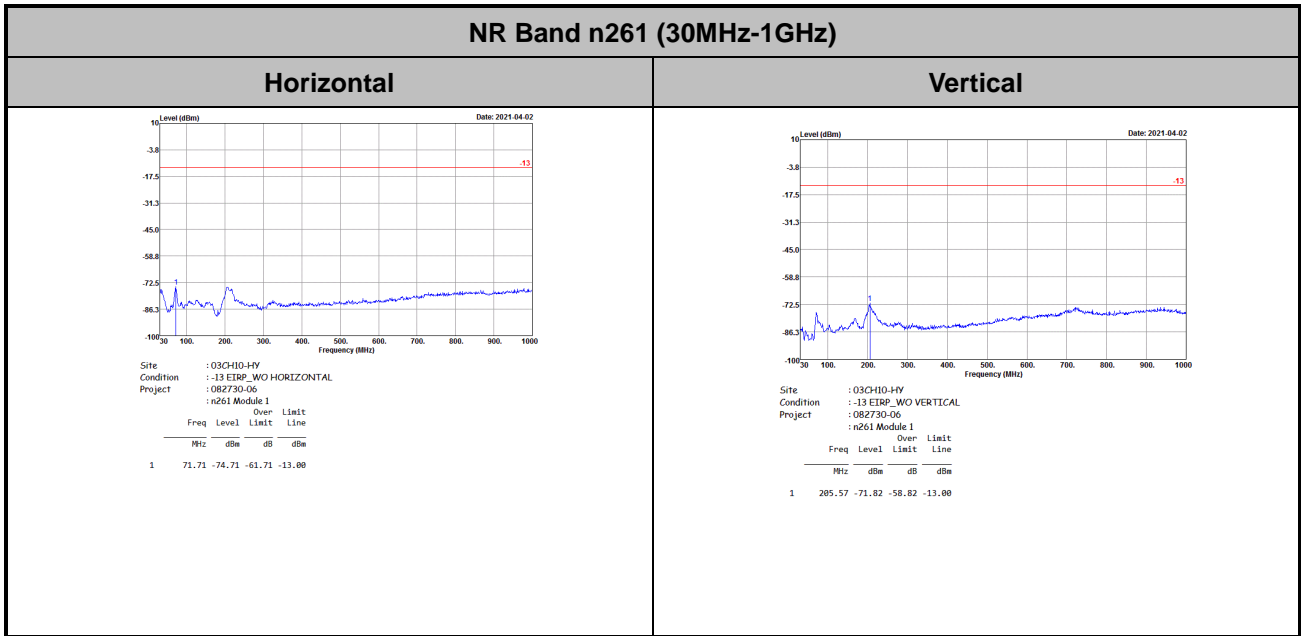
DFT-s-OFDM Module 1





Spurious Emission

There is no significant spurious emission signal found for frequency started from 30MHz up to 18GHz. Only the noise floor is reported.



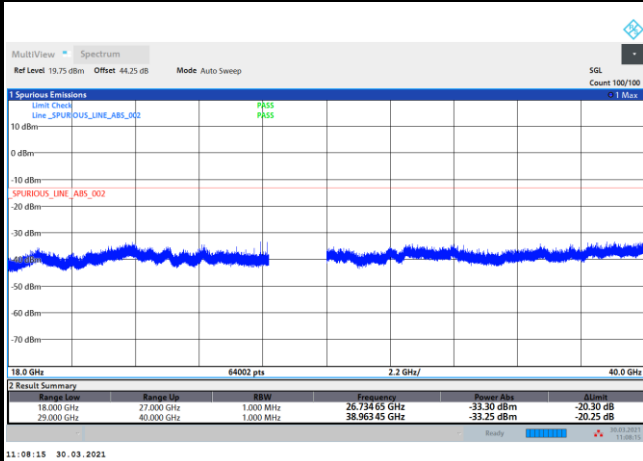


Spurious emission between 18GHz to 40GHz worst case plot is reported as following.

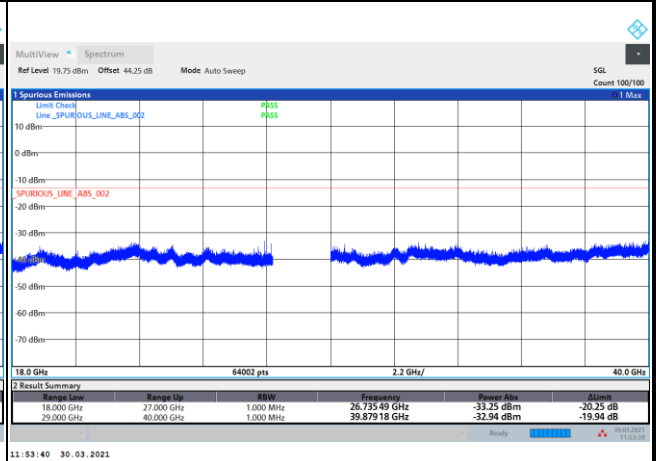
DFT-s-OFDM Module 1

NR Band n261 BPSK (18-40GHz)

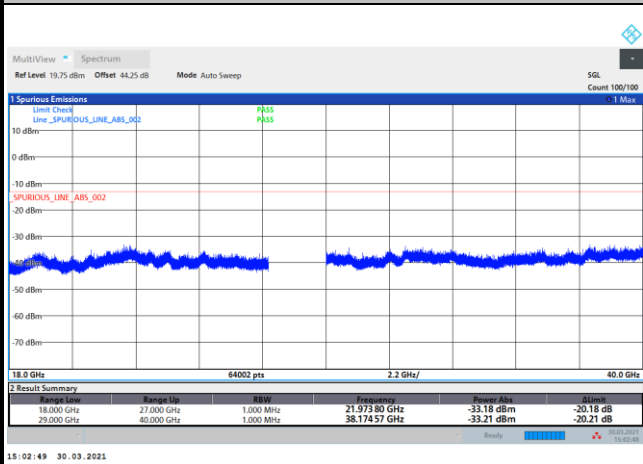
Lowest Channel / 50MHz



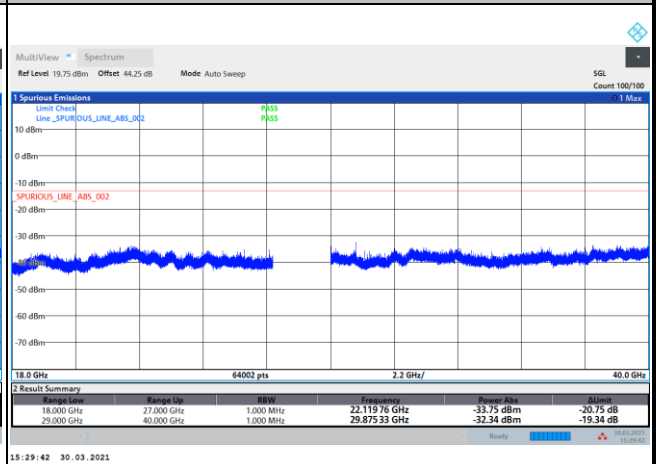
Lowest Channel / 100MHz



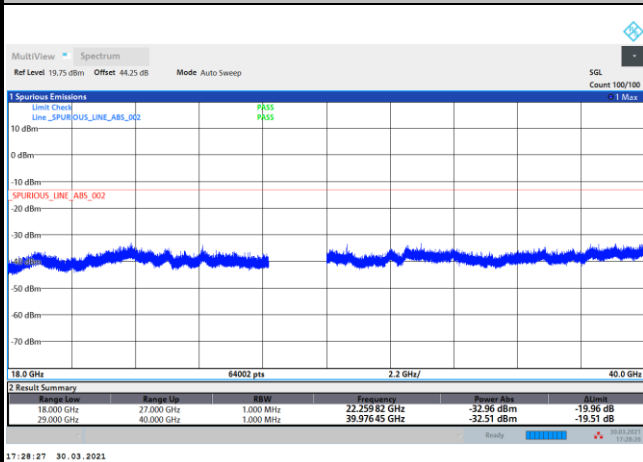
Middle Channel / 50MHz



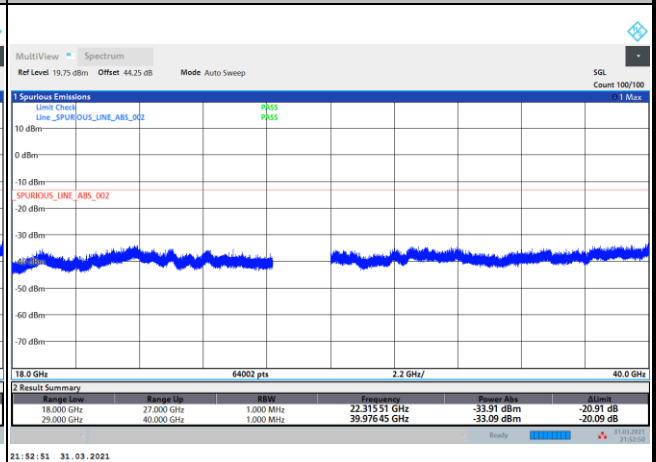
Middle Channel / 100MHz



Highest Channel / 50MHz

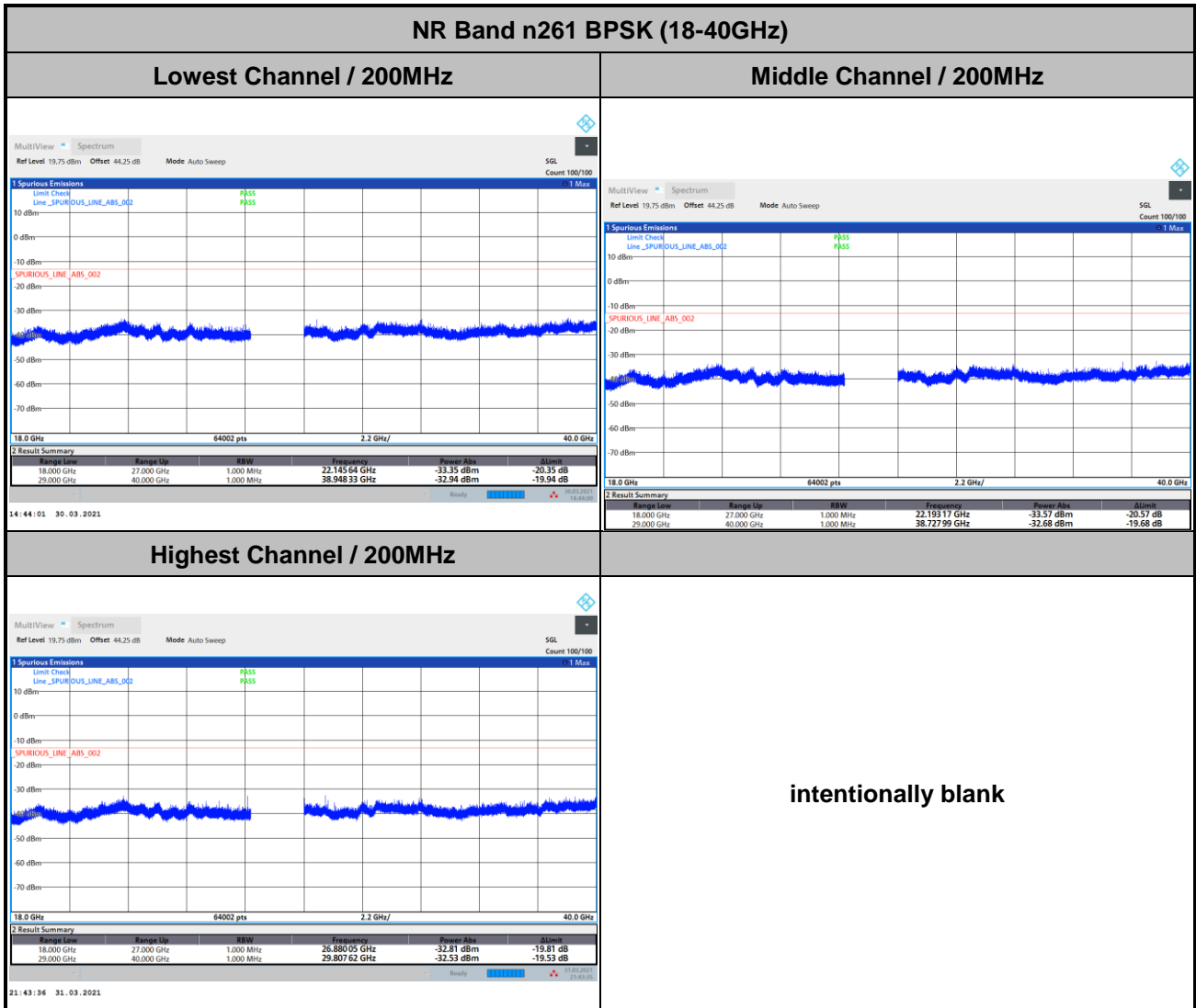


Highest Channel / 100MHz





DFT-s-OFDM Module 1



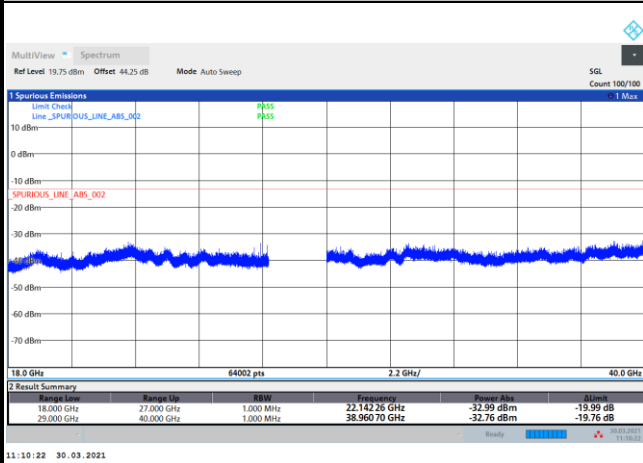
Remark: Above plots, the spurious emissions were measured from 18GHz to 27GHz and 29GHz to 40GHz. The test results within the omitted frequency 27GHz to 29GHz were measured and reported in the section of Radiated Out of Band Emission with frequency range, 27GHz to 29GHz, and all spurious comply with limits.



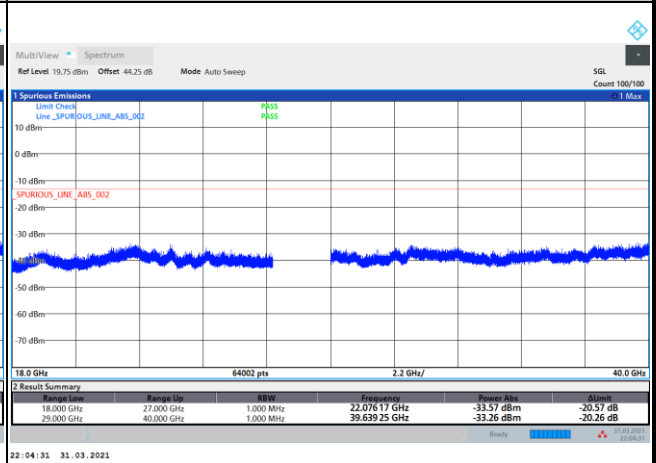
DFT-s-OFDM Module 1

NR Band n261 QPSK (18-40GHz)

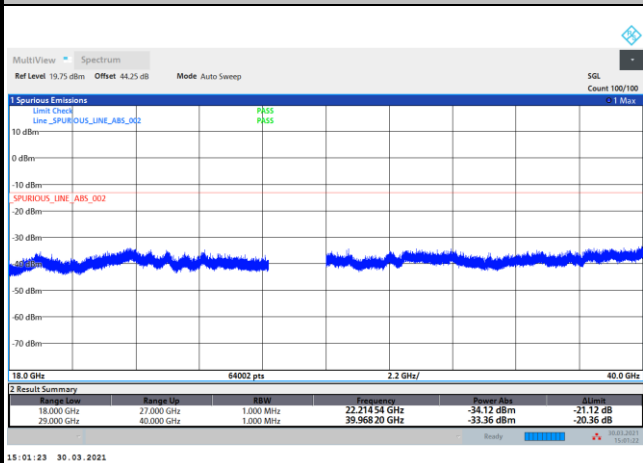
Lowest Channel / 50MHz



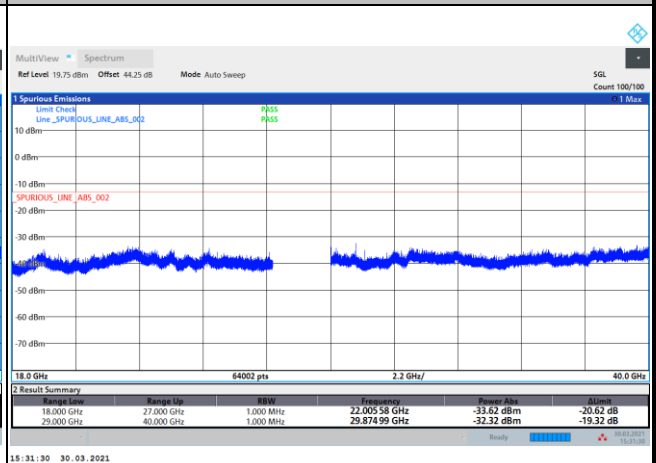
Lowest Channel / 100MHz



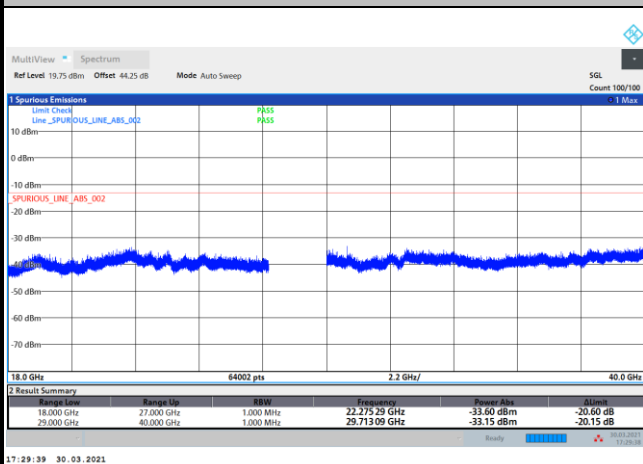
Middle Channel / 50MHz



Middle Channel / 100MHz



Highest Channel / 50MHz

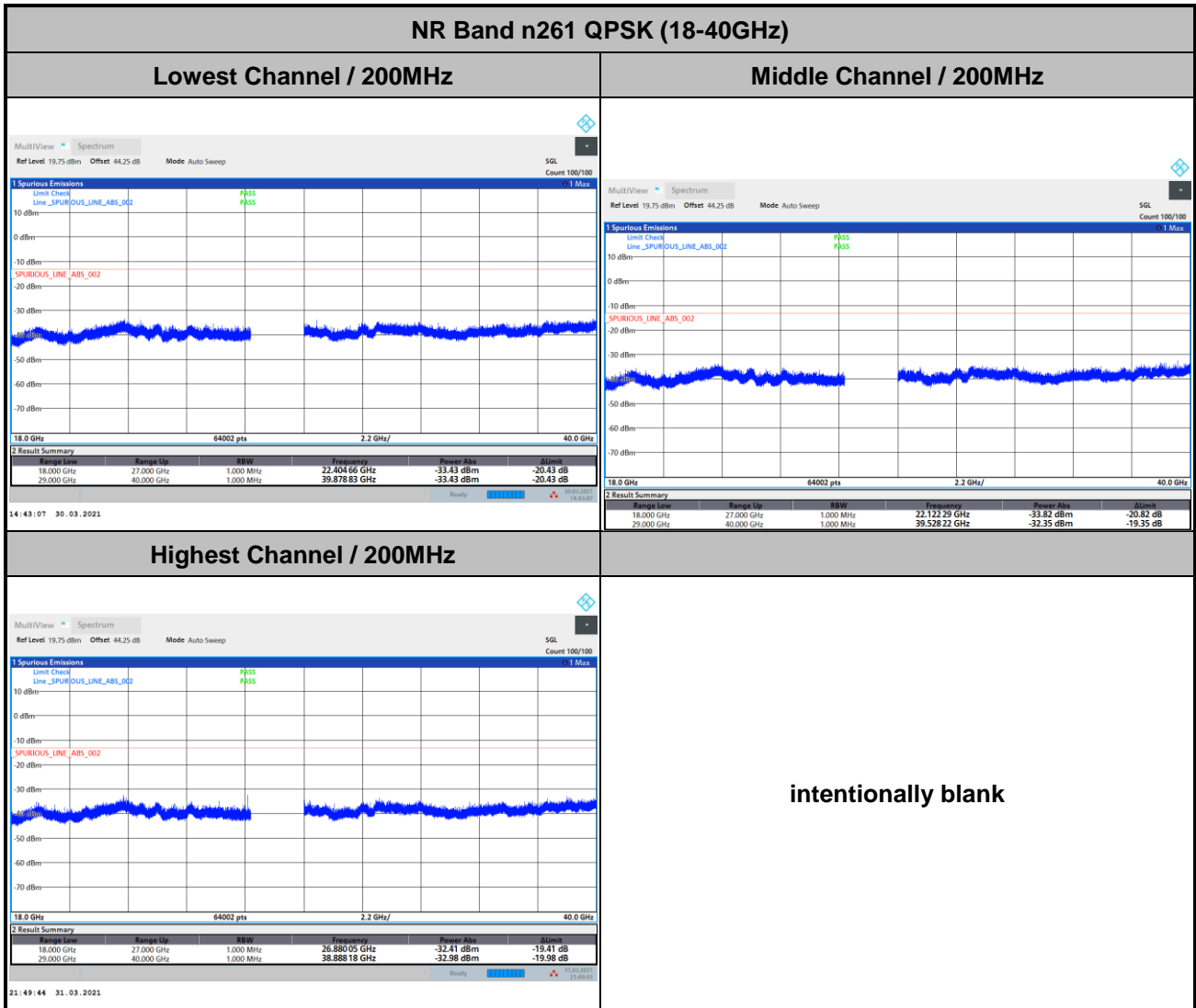


Highest Channel / 100MHz





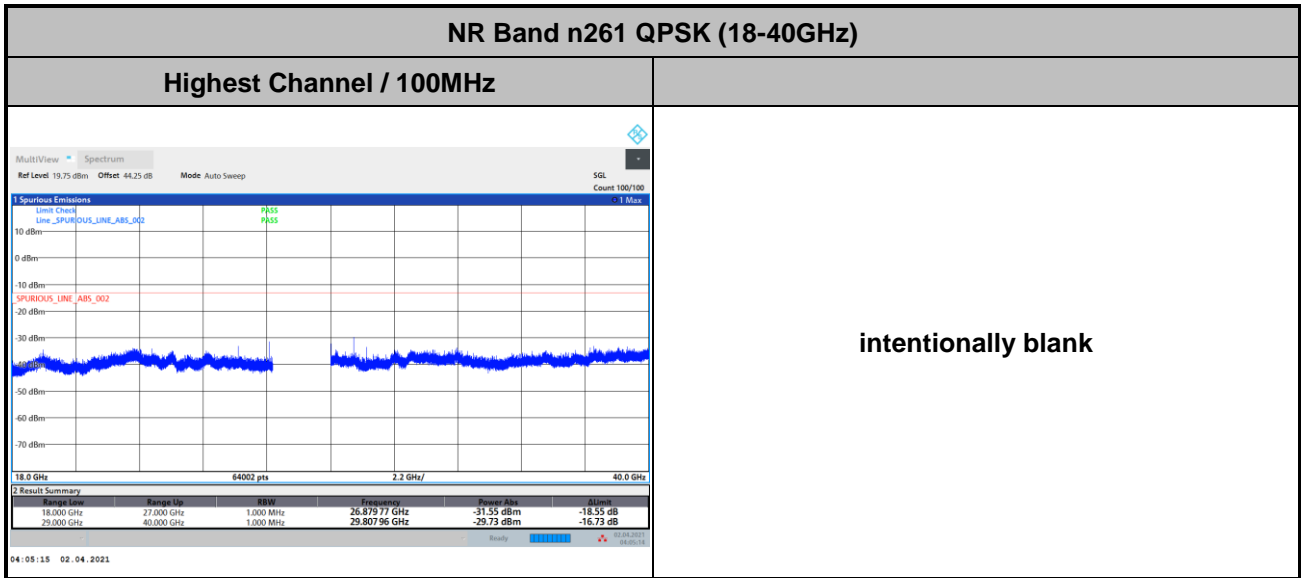
DFT-s-OFDM Module 1



Remark: Above plots, the spurious emissions were measured from 18GHz to 27GHz and 29GHz to 40GHz. The test results within the omitted frequency 27GHz to 29GHz were measured and reported in the section of Radiated Out of Band Emission with frequency range, 27GHz to 29GHz, and all spurious comply with limits.



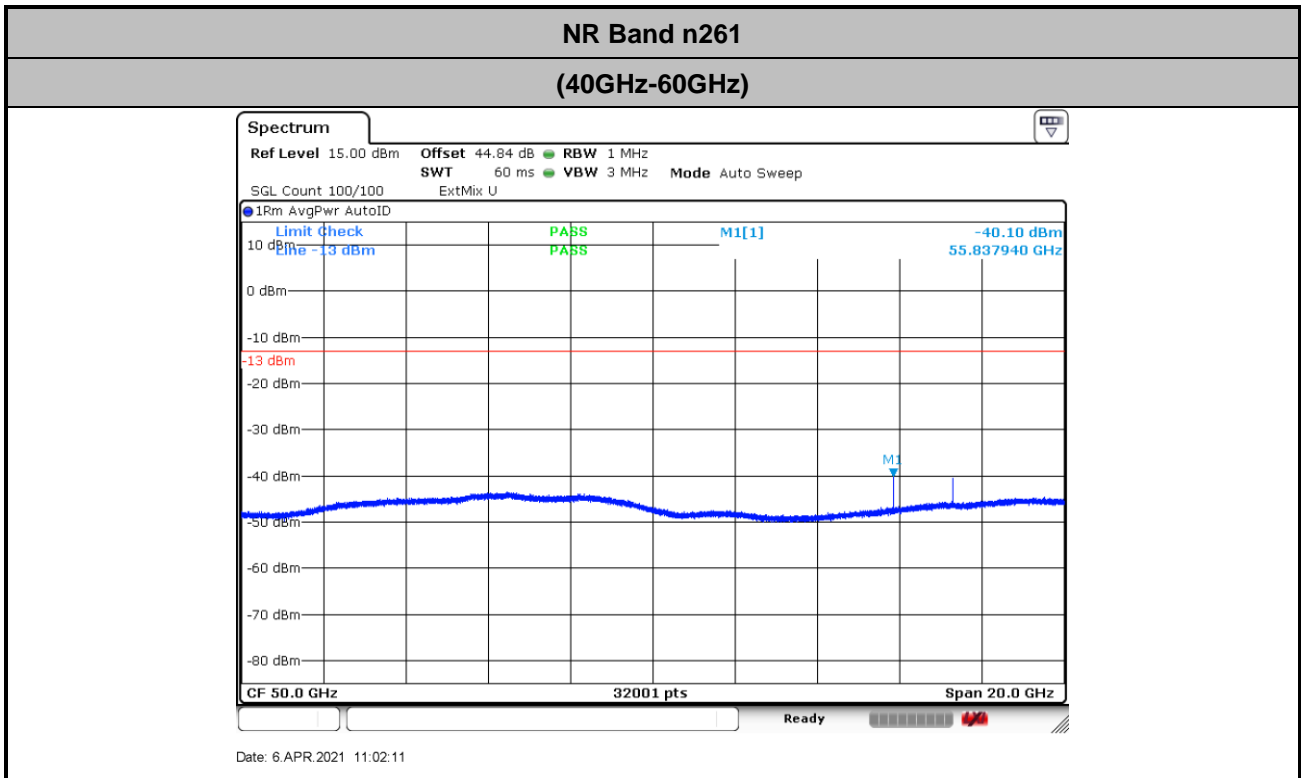
CP-OFDM Module 1



Remark: Above plots, the spurious emissions were measured from 18GHz to 27GHz and 29GHz to 40GHz. The test results within the omitted frequency 27GHz to 29GHz were measured and reported in the section of Radiated Out of Band Emission with frequency range, 27GHz to 29GHz, and all spurious comply with limits.

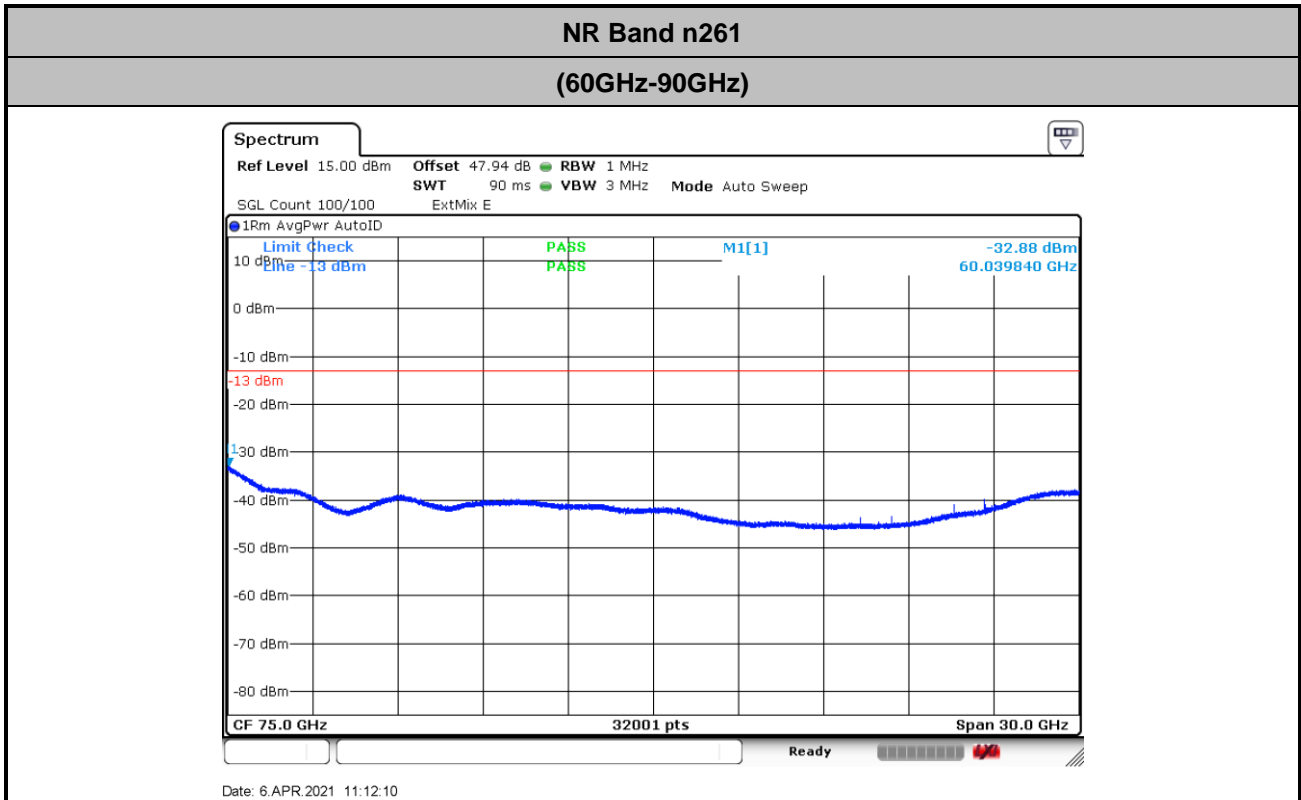


There is no significant spurious emission signal found for frequency started from 40GHz up to 100GHz. Only the noise floor is reported.



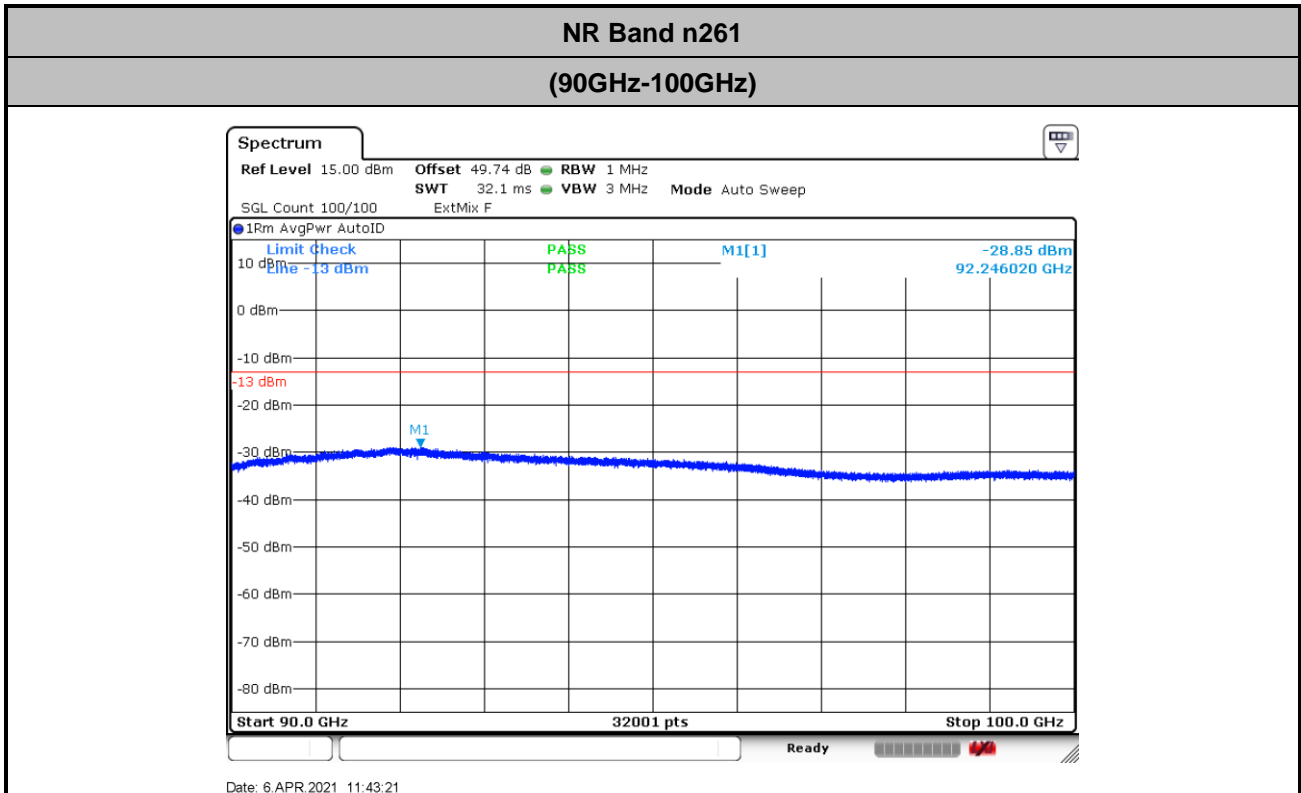
$$\text{Offset} = \text{Antenna Factor (dB/m)} + \text{Cable Loss (dB)} + 107 + 20\log(D) - 104.8$$

$$= 42.3 + 0.34 + 107 + 20\log(1) - 104.8 = 44.84 \text{ (dB)}$$



$$\text{Offset} = \text{Antenna Factor (dB/m)} + \text{Cable Loss (dB)} + 107 + 20\log(D) - 104.8$$

$$= 45.4 + 0.34 + 107 + 20\log(1) - 104.8 = 47.94 \text{ (dB)}$$



$$\text{Offset} = \text{Antenna Factor (dB/m)} + \text{Cable Loss (dB)} + 107 + 20\log(D) - 104.8$$

$$= 47.2 + 0.34 + 107 + 20\log(1) - 104.8 = 49.74 \text{ (dB)}$$



Frequency Stability

Test Conditions		NR Band n261 / Middle Channel			Limit
Temperature (°C)	Voltage (Volt)	CW tone			Note 2.
		Frequency (GHz)	Deviation (kHz)	Deviation (ppm)	Result
50	Normal Voltage	27.925031	-31.000	1.110	PASS
40	Normal Voltage	27.925031	-31.000	1.110	
30	Normal Voltage	27.9250589	-58.900	2.109	
20(Ref.)	Normal Voltage	27.925	0.000	0.000	
10	Normal Voltage	27.9251678	-167.800	6.009	
0	Normal Voltage	27.9252408	-240.800	8.623	
-10	Normal Voltage	27.9253247	-324.700	11.628	
-20	Normal Voltage	27.9253566	-356.600	12.770	
-30	Normal Voltage	27.9253506	-350.600	12.555	
20	Maximum Voltage	27.925006	-6.000	0.215	
20	Normal Voltage	27.924993	7.000	0.251	
20	Battery End Point	27.924985	15.000	0.537	

Note: The frequency fundamental emissions stay within the operation band.



Appendix C. R&S Mixer Certificate

Calibration Method
Kalibrieranweisung

RPG-PAQA-TN-2014-002

Relative Humidity 20 % - 80 %
Relative Luftfeuchte

Ambient Temperature
Umgebungstemperatur

(23 ⁺⁷/₋₃) °C

Working standards used (having a significant effect on the accuracy) Verwendete Gebrauchsnormale (mit signifikantem Einfluss auf die Genauigkeit)				
Item Gegenstand	Type Typ	Serial Number Seriennummer	Calibration Certificate Number Kalibrierscheinnummer	Cal. Due Kalibr. bis
Vector Network Analyzer	R&S® ZVA40	100103	0001-300467129	2021-06-13
Powersensor	R&S® NRP-Z55	140091	509915_D-K-15195-01-01_2019-05	2020-05-22
Powersensor	R&S® NRP-Z57	101423	508173_D-K-15195-01-01_2019-05	2020-05-07

UGB1 A compliance statement may be possible where a confidence level of less than 95 % is acceptable.
Die Bestätigung der Konformität ist möglich, sofern ein Grad des Vertrauens von weniger als 95 % akzeptabel ist.

UGB2 A non-compliance statement may be possible where a confidence level of less than 95 % is acceptable.
Die Bestätigung der Nicht-Konformität ist möglich, sofern ein Grad des Vertrauens von weniger als 95 % akzeptabel ist.

Ref.: ILAC-G8:03/2009 'Guidelines on the Reporting of Compliance with Specification'.

Notes

Anmerkungen

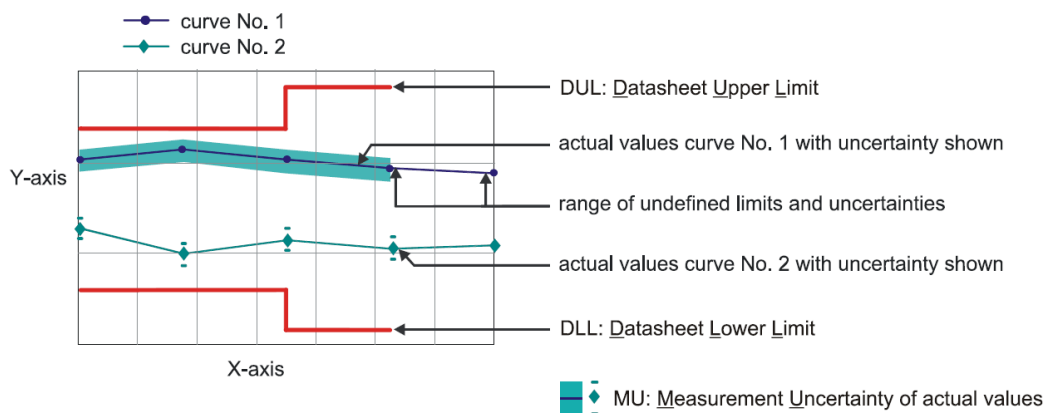
If the new product is stored under the climate conditions as specified in the data sheet upon delivery, the product's accuracy is not significantly affected within 12 month after its calibration in our factory. In this case, the recommended calibration interval starts on the date when the product is actually put into operation.

Outgoing Results

The following abbreviations may be used in this document

- {a} No measurement uncertainty stated because the errors always add together.
So it is sure that a measurement result evaluated as "PASS" is pass.
- {b} The measurement uncertainty depends on the measurement result. The stated measurement uncertainty is valid for the close area around the specification. Measurement results outside the close area have a higher measurement uncertainty but are within the specification.
- {c} Functional test, therefore no measurement uncertainty is stated.
- {d} Typical value, refer to performance test.
- {e} The measurement uncertainty is taken into account when setting the measuring system.
- DL or DT Data Limit for symmetrical tolerance limits
- DLL Datasheet Lower Limit
- DUL Datasheet Upper Limit
- MU Measurement Uncertainty
- MLL or MLV Measurement Uncertainty Lower Value
- MUL or MUV Measurement Uncertainty Upper Value
- Nom. Nominal Value
- Dev. Deviation
- MErr. Measurement Error
- Act. Actual Value
- UGB Uncertainty Guard Band: Measuring uncertainty violates the data (spec.) limit.
- UGB1 Measurement results marked as UGB1 show conformity with a probability of >50 % and <95 %.
- UGB2 Measurement results marked as UGB2 show non-conformity with a probability of >50 % and <95 %.
- DU Datasheet Uncertainty

Explanation of charts



Software used for measurement

Item Type

Measurement Studio Professional Edition
MixerCertification

Version

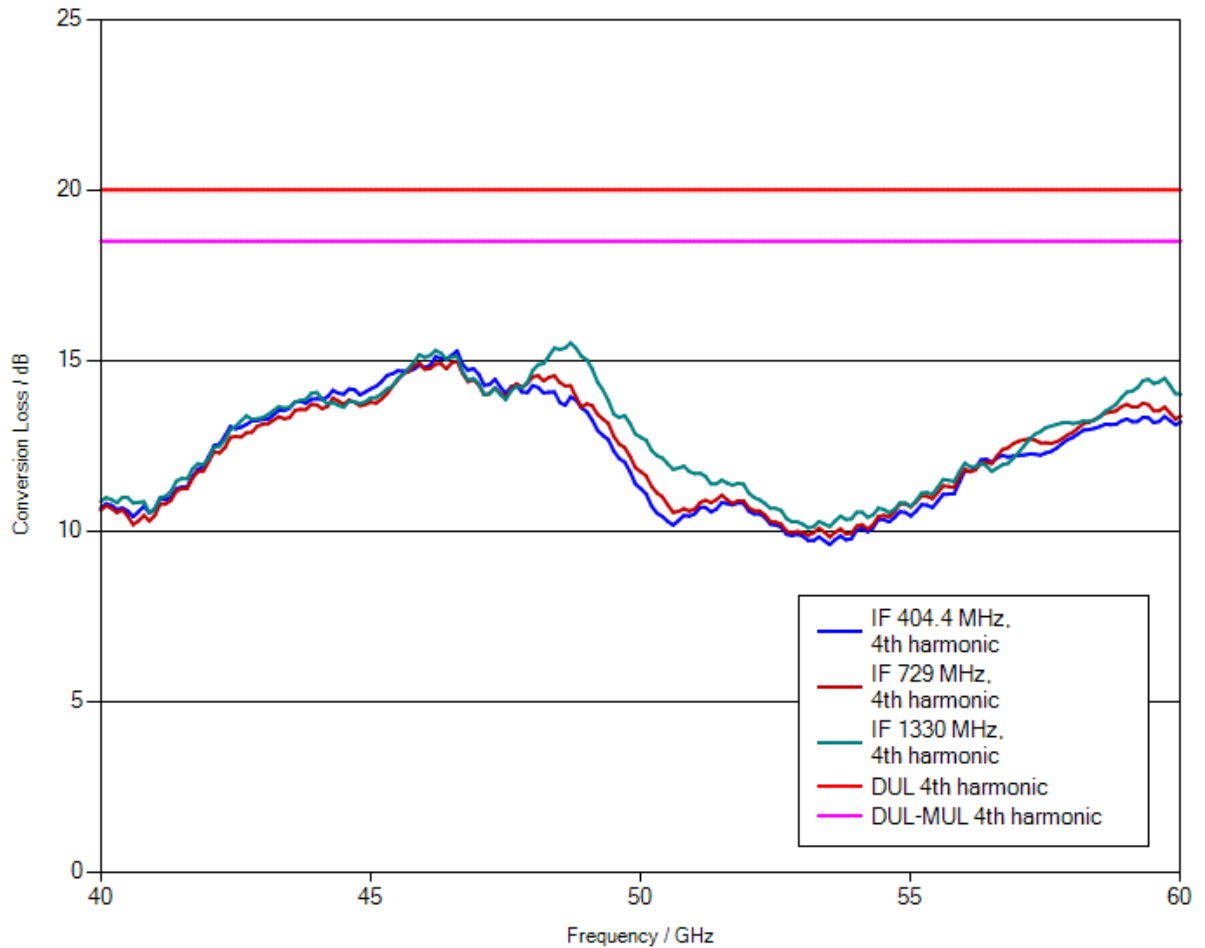
2013
7_13

Remark

1.1 Conversion loss

LO level +13 dBm nominal
Bias 0 A

Measurement uncertainty: 1.5 dB



Note: Numeric calibration data can be found attached to the PDF file of the calibration certificate. Click the “paper clip” symbol to display the file.

The file has been renamed for safety reasons. When downloading the file onto your PC, please delete the “.file” extension and unzip the data.

1.2 Frequency response within 1 GHz

	DUL	Actual (worst case)	Evaluation
IF = 404.4 MHz, 4th harmonic	4 dB	2.16 dB	PASS
IF = 729 MHz, 4th harmonic	4 dB	2.04 dB	PASS
IF = 1330 MHz, 4th harmonic	4 dB	2.19 dB	PASS

Calibration Certificate
Kalibrierschein
Certificate Number 24-0090-101811-01
Zertifikatsnummer
Unit Data

Item
Gegenstand **Harmonic Mixer, 60 GHz to 90 GHz**

Manufacturer
Hersteller **ROHDE & SCHWARZ**

Type
Typ **R&S® FS-Z90**

Material Number
Materialnummer **1048.0371.02** Serial Number
Seriennummer **101811**

Asset Number
Inventarnummer

This calibration certificate documents, that the named item is tested and measured against defined specifications. Measurement results are located usually in the corresponding interval with a probability of approx. 95% (coverage factor $k = 2$). Calibration is performed with test equipment and standards directly or indirectly traceable by means of approved calibration techniques to the PTB/DKD or other national/international standards, which realize the physical units of measurement according to the International System of Units (SI). In all cases where no standards are available, measurements are referenced to standards of the R&S laboratories. Principles and methods of calibration correspond with EN ISO/IEC 17025. This calibration certificate may not be reproduced other than in full. Calibration certificates without signatures are not valid. The user is obliged to have the object recalibrated at appropriate intervals.

Order Data

Customer
Auftraggeber

Order Number
Bestellnummer

Date of Receipt
Eingangsdatum

Performance

Place and Date of Calibration
Ort und Datum der Kalibrierung

Meckenheim, 2018-07-16

Scope of Calibration
Umfang der Kalibrierung

Standard Calibration

Statement of Compliance
(Incoming)
Konformitätsaussage
(Anlieferung)

New device

Statement of Compliance
(Outgoing)
Konformitätsaussage
(Auslieferung)

All measured values are within the data sheet specifications.

Extend of Calibration Documents
Umfang des Kalibrierdokuments

2 pages Calibration Certificate
5 pages Outgoing Results

Dieser Kalibrierschein dokumentiert, dass der genannte Gegenstand nach festgelegten Vorgaben geprüft und gemessen wurde. Die Messwerte lagen im Regelfall mit einer Wahrscheinlichkeit von annähernd 95% im zugeordneten Wertintervall (Erweiterte Messunsicherheit mit $k = 2$). Die Kalibrierung erfolgte mit Messmitteln und Normalen, die direkt oder indirekt durch Ableitung mittels anerkannter Kalibriertechniken rückgeführt sind auf Normale der PTB/DKD oder anderer nationaler/internationaler Standards zur Darstellung der physikalischen Einheiten in Übereinstimmung mit dem Internationalen Einheitensystem (SI). Wenn keine Normale existieren, erfolgt die Rückführung auf Bezugsnormale der R&S-Laboratorien. Grundsätze und Verfahren der Kalibrierung beziehen sich auf EN ISO/IEC 17025. Dieser Kalibrierschein darf nur vollständig und unverändert weiterverbreitet werden. Kalibrierscheine ohne Unterschriften sind ungültig. Für die Einhaltung einer angemessenen Frist zur Wiederholung der Kalibrierung ist der Benutzer verantwortlich.

Radiometer Physics GmbH; Meckenheim

Date of Issue
Ausstellungsdatum

2018-07-19

Head of Laboratory
Laborleitung


Ceru

Person Responsible
Bearbeiter


Grossmindorf

Page (Seite) 1/2
Vers2010-05-05/
RPG2014-02-28

Material Number 1048.0371.02

Serial Number 101811

Certificate Number 24-0090-101811-01

Calibration Method
Kalibrieranweisung

RPG-PAQA-TN-2014-002

Relative Humidity 20 % - 80 %
Relative LuftfeuchteAmbient Temperature
Umgebungstemperatur(23 ⁺⁷₋₃) °CWorking standards used (having a significant effect on the accuracy)
Verwendete Gebrauchsnormale (mit signifikantem Einfluss auf die Genauigkeit)

Item Gegenstand	Type Typ	Serial Number Seriennummer	Calibration Certificate Number Kalibrierscheinnummer	Cal. Due Kalibr. bis
Vector Network Analyzer	R&S® ZVA67	101097	20-300432406	2020-07-21
Powersensor	R&S® NRP-Z55	140093	20-300426315	2019-05-17
Powersensor	R&S® NRP-Z58	101063	20-611482	2018-07-21
Calibration kit	WR12	E10001	RPG-PAQA-TN-2014-005	2019-02-01

- UGB1** A compliance statement may be possible where a confidence level of less than 95 % is acceptable.
Die Bestätigung der Konformität ist möglich, sofern ein Grad des Vertrauens von weniger als 95 % akzeptabel ist.
- UGB2** A non-compliance statement may be possible where a confidence level of less than 95 % is acceptable.
Die Bestätigung der Nicht-Konformität ist möglich, sofern ein Grad des Vertrauens von weniger als 95 % akzeptabel ist.
- Ref.: ILAC-G8:03/2009 'Guidelines on the Reporting of Compliance with Specification'.

Notes Anmerkungen

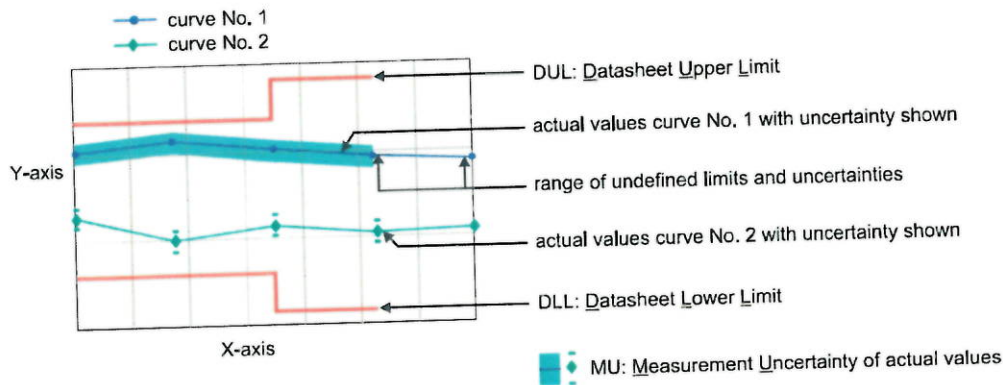
If the new product is stored under the climate conditions as specified in the data sheet upon delivery, the product's accuracy is not significantly affected within 12 month after its calibration in our factory. In this case, the recommended calibration interval starts on the date when the product is actually put into operation.

Outgoing Results

The following abbreviations may be used in this document

- {a) No measurement uncertainty stated because the errors always add together. So it is sure that a measurement result evaluated as "PASS" is pass.
- {b) The measurement uncertainty depends on the measurement result. The stated measurement uncertainty is valid for the close area around the specification. Measurement results outside the close area have a higher measurement uncertainty but are within the specification.
- {c) Functional test, therefore no measurement uncertainty is stated.
- {d) Typical value, refer to performance test.
- {e) The measurement uncertainty is taken into account when setting the measuring system.
- DL or DT Data Limit for symmetrical tolerance limits
- DLL Datasheet Lower Limit
- DUL Datasheet Upper Limit
- MU Measurement Uncertainty
- MLL or MLV Measurement Uncertainty Lower Value
- MUL or MUV Measurement Uncertainty Upper Value
- Nom. Nominal Value
- Dev. Deviation
- MErr. Measurement Error
- Act. Actual Value
- UGB Uncertainty Guard Band: Measuring uncertainty violates the data (spec.) limit.
- UGB1 Measurement results marked as UGB1 show conformity with a probability of >50 %and <95 %.
- UGB2 Measurement results marked as UGB2 show non-conformity with a probability of >50 %and <95 %.
- DU Datasheet Uncertainty

Explanation of charts



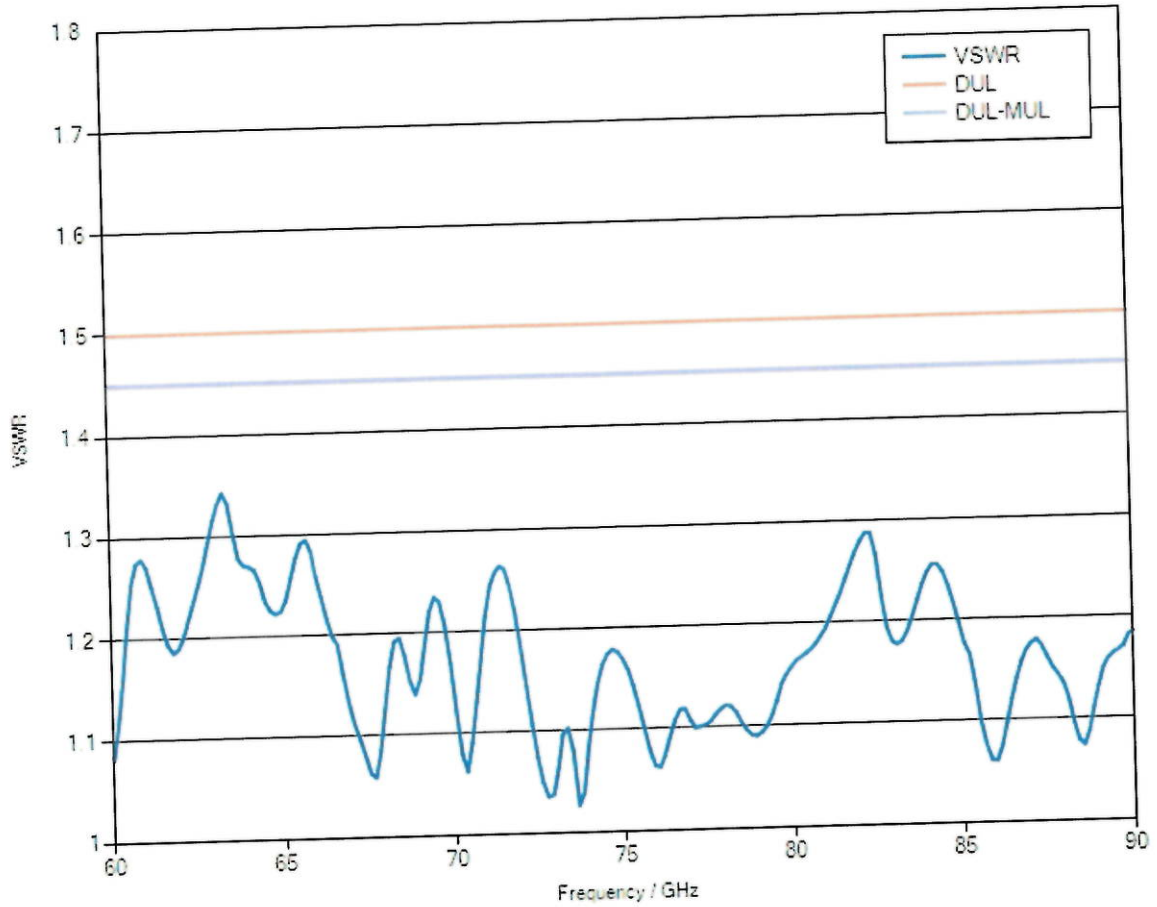
Software used for measurement
Item Type
Measurement Studio Professional Edition
MixerCertification

Version
2013
7_08

Remark

1.1 RF Input – VSWR

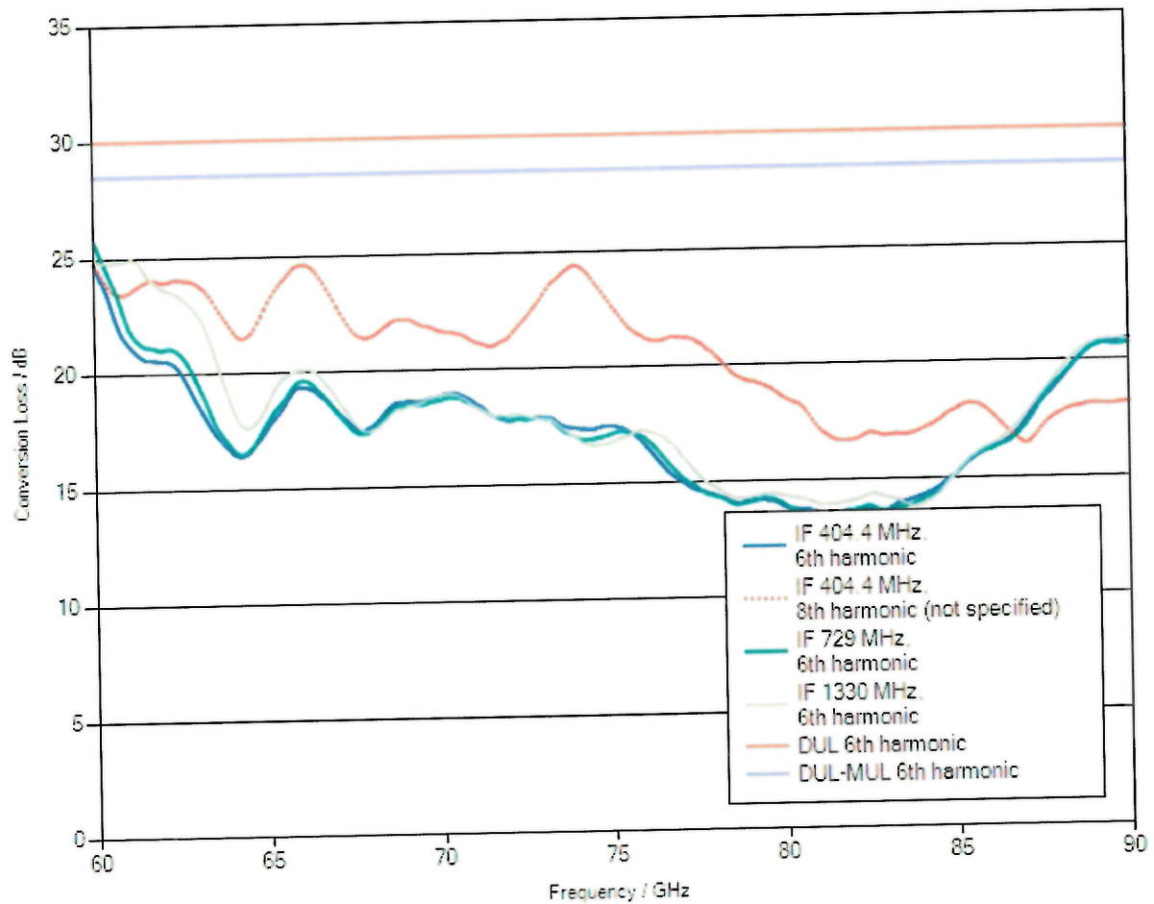
Measurement uncertainty: 0.05 (VSWR)



1.2 Conversion loss

LO level +14 dBm nominal
Bias 0 A

Measurement uncertainty: 1.5 dB



Note: Numeric calibration data can be found attached to the PDF file of the calibration certificate. Click the "paper clip" symbol to display the file.

The file has been renamed for safety reasons.
When downloading the file onto your PC, please delete the ".file" extension and unzip the data.

1.3 Frequency response within 1 GHz

	DUL	Actual (worst case)	Evaluation
IF = 404.4 MHz, 6th harmonic	6 dB	3.29 dB	PASS
IF = 404.4 MHz, 8th harmonic	not specified	2.25 dB	not specified
IF = 729 MHz, 6th harmonic	6 dB	3.47 dB	PASS
IF = 1330 MHz, 6th harmonic	6 dB	3.84 dB	PASS



Calibration Certificate

Kalibrierschein

Certificate Number **24-0140-101128-02**

Zertifikatsnummer

Unit Data

Item Harmonic Mixer, 90 GHz to 140 GHz
Gegenstand

Manufacturer RPG Radiometer-Physics GmbH
Hersteller

Type RPG FS-Z140
Typ

Material Number 3622.0708.02 **Serial Number** 101128
Materialnummer Seriennummer

Asset Number
Inventarnummer

This calibration certificate documents, that the named item is tested and measured against defined specifications. Measurement results are located usually in the corresponding interval with a probability of approx. 95% (coverage factor $k = 2$). Calibration is performed with test equipment and standards directly or indirectly traceable by means of approved calibration techniques to the PTB/DKD or other national/international standards, which realize the physical units of measurement according to the International System of Units (SI). In all cases where no standards are available, measurements are referenced to standards of the R&S laboratories. Principles and methods of calibration correspond with EN ISO/IEC 17025. This calibration certificate may not be reproduced other than in full. Calibration certificates without signatures are not valid. The user is obliged to have the object recalibrated at appropriate intervals.

Order Data

Customer Sporton International Inc.
Auftraggeber
No. 106 6F., Sec. 1, Hsin Tai Wu Rd., Xizhi Dist., 000000 NEW TAIPEI CITY-000000 221- TAIWAN

Order Number 8800003072
Bestellnummer

Date of Receipt 2020-10-06
Eingangsdatum

Dieser Kalibrierschein dokumentiert, dass der genannte Gegenstand nach festgelegten Vorgaben geprüft und gemessen wurde. Die Messwerte lagen im Regelfall mit einer Wahrscheinlichkeit von annähernd 95% im zugeordneten Werteintervall (Erweiterte Messunsicherheit mit $k = 2$). Die Kalibrierung erfolgte mit Messmitteln und Normalen, die direkt oder indirekt durch Ableitung mittels anerkannter Kalibriertechniken rückgeführt sind auf Normale der PTB/DKD oder anderer nationaler/internationaler Standards zur Darstellung der physikalischen Einheiten in Übereinstimmung mit dem Internationalen Einheitensystem (SI). Wenn keine Normale existieren, erfolgt die Rückführung auf Bezugsnormale der R&S-Laboratorien. Grundsätze und Verfahren der Kalibrierung beziehen sich auf EN ISO/IEC 17025. Dieser Kalibrierschein darf nur vollständig und unverändert weiterverbreitet werden. Kalibrierscheine ohne Unterschriften sind ungültig. Für die Einhaltung einer angemessenen Frist zur Wiederholung der Kalibrierung ist der Benutzer verantwortlich.

Performance

Place and Date of Calibration
Ort und Datum der Kalibrierung

Meckenheim, 2020-10-26

Scope of Calibration
Umfang der Kalibrierung

Standard Calibration

Statement of Compliance (Incoming)
Konformitätsaussage (Anlieferung)

Defective.

Statement of Compliance (Outgoing)
Konformitätsaussage (Auslieferung)

All measured values are within the data sheet specifications.

Extend of Calibration Documents
Umfang des Kalibrierdokuments

**2 pages Calibration Certificate
4 pages Outgoing Results**

RPG Radiometer-Physics GmbH; Meckenheim

Date of Issue
Ausstellungsdatum

2020-10-27

Head of Laboratory
Laborleitung

Schulze

Person Responsible
Bearbeiter

Gottbehüt

Page (Seite) 1/2
Vers2010-05-05/
RPG2014-02-28

Calibration Method
Kalibrieranweisung

RPG-PAQA-TN-2014-002

Relative Humidity 20 % - 80 %
Relative Luftfeuchte

Ambient Temperature
Umgebungstemperatur

(23⁺⁷₋₃) °C

Working standards used (having a significant effect on the accuracy) Verwendete Gebrauchsnormale (mit signifikantem Einfluss auf die Genauigkeit)				
Item Gegenstand	Type Typ	Serial Number Seriennummer	Calibration Certificate Number Kalibrierscheinnummer	Cal. Due Kalibr. bis
Vector Network Analyzer	R&S® ZVA40	100103	0001-300467129	2021-06-13
Powersensor	R&S® NRP-Z55	140093	509916_D-K-15195-01-01_2019-05	2021-05-22

UGB1 A compliance statement may be possible where a confidence level of less than 95 % is acceptable.
Die Bestätigung der Konformität ist möglich, sofern ein Grad des Vertrauens von weniger als 95 % akzeptabel ist.

UGB2 A non-compliance statement may be possible where a confidence level of less than 95 % is acceptable.
Die Bestätigung der Nicht-Konformität ist möglich, sofern ein Grad des Vertrauens von weniger als 95 % akzeptabel ist.

Ref.: ILAC-G8:03/2009 'Guidelines on the Reporting of Compliance with Specification'.

Notes

Anmerkungen

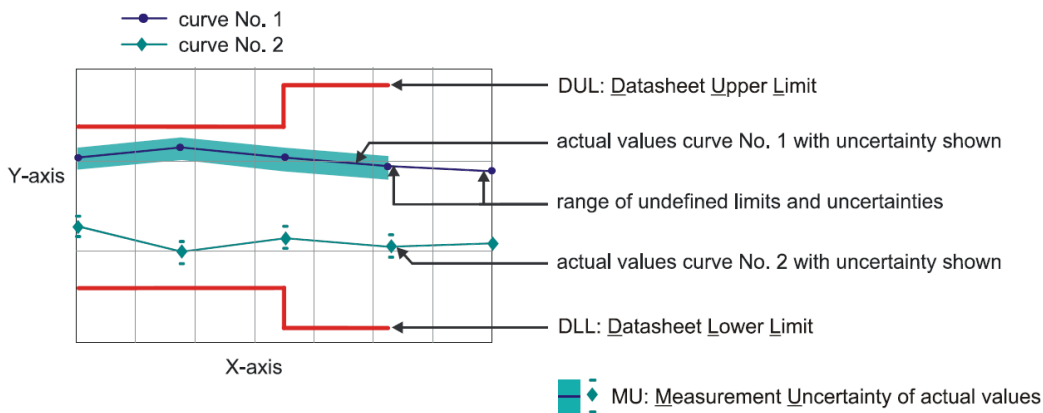
If the new product is stored under the climate conditions as specified in the data sheet upon delivery, the product's accuracy is not significantly affected within 12 month after its calibration in our factory. In this case, the recommended calibration interval starts on the date when the product is actually put into operation.

Outgoing Results

The following abbreviations may be used in this document

- {a) No measurement uncertainty stated because the errors always add together.
So it is sure that a measurement result evaluated as "PASS" is pass.
- {b) The measurement uncertainty depends on the measurement result. The stated measurement uncertainty is valid for the close area around the specification. Measurement results outside the close area have a higher measurement uncertainty but are within the specification.
- {c) Functional test, therefore no measurement uncertainty is stated.
- {d) Typical value, refer to performance test.
- {e) The measurement uncertainty is taken into account when setting the measuring system.
- DL or DT Data Limit for symmetrical tolerance limits
- DLL Datasheet Lower Limit
- DUL Datasheet Upper Limit
- MU Measurement Uncertainty
- MLL or MLV Measurement Uncertainty Lower Value
- MUL or MUV Measurement Uncertainty Upper Value
- Nom. Nominal Value
- Dev. Deviation
- MErr. Measurement Error
- Act. Actual Value
- UGB Uncertainty Guard Band: Measuring uncertainty violates the data (spec.) limit.
- UGB1 Measurement results marked as UGB1 show conformity with a probability of >50 % and <95 %.
- UGB2 Measurement results marked as UGB2 show non-conformity with a probability of >50 % and <95 %.
- DU Datasheet Uncertainty

Explanation of charts

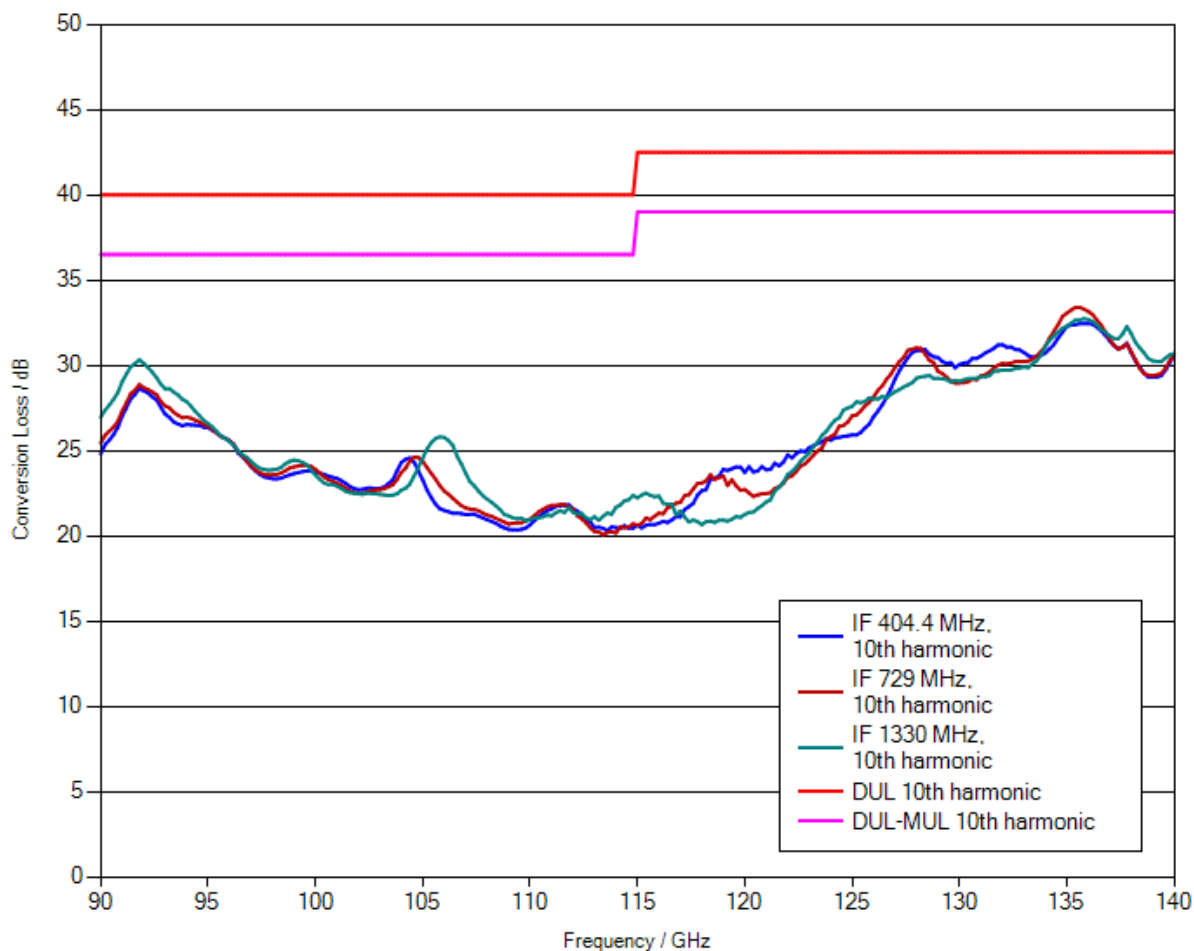


Software used for measurement**Item Type**Measurement Studio Professional Edition
MixerCertification**Version**2013
7_14**Remark**

1.1 Conversion loss

LO level +14 dBm nominal
 Bias 0 A

Measurement uncertainty: 3.5 dB



Note: Numeric calibration data can be found attached to the PDF file of the calibration certificate. Click the “paper clip” symbol to display the file.

The file has been renamed for safety reasons. When downloading the file onto your PC, please delete the “.file” extension and unzip the data.

1.2 Frequency response within 1 GHz

	DUL	Actual (worst case)	Evaluation
IF = 404.4 MHz, 10th harmonic	6 dB	2.1 dB	PASS
IF = 729 MHz, 10th harmonic	6 dB	1.96 dB	PASS
IF = 1330 MHz, 10th harmonic	6 dB	2.13 dB	PASS



Calibration Certificate

Certificate Number 24-0220-101014-01

Kalibrierschein

Zertifikatsnummer

Unit Data

Item
Gegenstand **Harmonic Mixer, 140 GHz to 220 GHz**

Manufacturer
Hersteller **RPG**

Type
Typ **RPG FS-Z220**

Material Number
Materialnummer **3593.3250.02** Serial Number
Seriennummer **101014**

Asset Number
Inventarnummer

This calibration certificate documents, that the named item is tested and measured against defined specifications. Measurement results are located usually in the corresponding interval with a probability of approx. 95% (coverage factor $k = 2$). Calibration is performed with test equipment and standards directly or indirectly traceable by means of approved calibration techniques to the PTB/DKD or other national/international standards, which realize the physical units of measurement according to the International System of Units (SI). In all cases where no standards are available, measurements are referenced to standards of the R&S laboratories. Principles and methods of calibration correspond with EN ISO/IEC 17025. This calibration certificate may not be reproduced other than in full. Calibration certificates without signatures are not valid. The user is obliged to have the object recalibrated at appropriate intervals.

Order Data

Customer
Auftraggeber

Order Number
Bestellnummer

Date of Receipt
Eingangsdatum

Dieser Kalibrierschein dokumentiert, dass der genannte Gegenstand nach festgelegten Vorgaben geprüft und gemessen wurde. Die Messwerte lagen im Regelfall mit einer Wahrscheinlichkeit von annähernd 95% im zugeordneten Werteintervall (Erweiterte Messunsicherheit mit $k = 2$). Die Kalibrierung erfolgte mit Messmitteln und Normalen, die direkt oder indirekt durch Ableitung mittels anerkannter Kalibriertechniken rückgeführt sind auf Normale der PTB/DKD oder anderer nationaler/internationaler Standards zur Darstellung der physikalischen Einheiten in Übereinstimmung mit dem Internationalen Einheitensystem (SI). Wenn keine Normale existieren, erfolgt die Rückführung auf Bezugsnormale der R&S-Laboratorien. Grundsätze und Verfahren der Kalibrierung beziehen sich auf EN ISO/IEC 17025. Dieser Kalibrierschein darf nur vollständig und unverändert weiterverbreitet werden. Kalibrierscheine ohne Unterschriften sind ungültig. Für die Einhaltung einer angemessenen Frist zur Wiederholung der Kalibrierung ist der Benutzer verantwortlich.

Performance

Place and Date of Calibration
Ort und Datum der Kalibrierung

Meckenheim, 2018-08-27

Scope of Calibration
Umfang der Kalibrierung

Standard Calibration

Statement of Compliance
(Incoming)
Konformitätsaussage
(Anlieferung)

New device

Statement of Compliance
(Outgoing)
Konformitätsaussage
(Auslieferung)

All measured values are within the data sheet specifications.

Extend of Calibration Documents
Umfang des Kalibrierdokuments

**2 pages Calibration Certificate
5 pages Outgoing Results**

Radiometer Physics GmbH; Meckenheim

Date of Issue
Ausstellungsdatum

Head of Laboratory
Laborleitung

Person Responsible
Bearbeiter

2018-08-28

Schulze

Heinze

Page (Seite) 1/2
Vers2010-05-05/
RPG2014-02-28

Calibration Method
Kalibrieranweisung

RPG-PAQA-TN-2014-002

Relative Humidity 20 % - 80 %
Relative LuftfeuchteAmbient Temperature
Umgebungstemperatur(23 ⁺⁷/₋₃) °C

Working standards used (having a significant effect on the accuracy) Verwendete Gebrauchsnormale (mit signifikantem Einfluss auf die Genauigkeit)				
Item Gegenstand	Type Typ	Serial Number Seriennummer	Calibration Certificate Number Kalibrierscheinnummer	Cal. Due Kalibr. bis
Vector Network Analyzer	R&S® ZVA67	101097	20-300432406	2020-07-21
Powersensor	R&S® NRP-Z55	140093	20-300426315	2019-05-17

UGB1 A compliance statement may be possible where a confidence level of less than 95 % is acceptable.
Die Bestätigung der Konformität ist möglich, sofern ein Grad des Vertrauens von weniger als 95 % akzeptabel ist.

UGB2 A non-compliance statement may be possible where a confidence level of less than 95 % is acceptable.
Die Bestätigung der Nicht-Konformität ist möglich, sofern ein Grad des Vertrauens von weniger als 95 % akzeptabel ist.

Ref.: ILAC-G8:03/2009 'Guidelines on the Reporting of Compliance with Specification'.

Notes
Anmerkungen

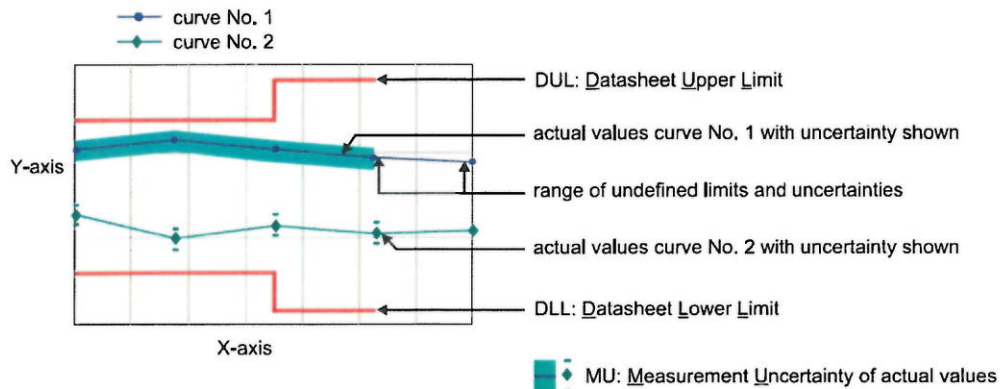
If the new product is stored under the climate conditions as specified in the data sheet upon delivery, the product's accuracy is not significantly affected within 12 month after its calibration in our factory. In this case, the recommended calibration interval starts on the date when the product is actually put into operation.

Outgoing Results

The following abbreviations may be used in this document

{a}	No measurement uncertainty stated because the errors always add together. So it is sure that a measurement result evaluated as "PASS" is pass.
{b}	The measurement uncertainty depends on the measurement result. The stated measurement uncertainty is valid for the close area around the specification. Measurement results outside the close area have a higher measurement uncertainty but are within the specification.
{c}	Functional test, therefore no measurement uncertainty is stated.
{d}	Typical value, refer to performance test.
{e}	The measurement uncertainty is taken into account when setting the measuring system.
DL or DT	Data Limit for symmetrical tolerance limits
DLL	Datasheet Lower Limit
DUL	Datasheet Upper Limit
MU	Measurement Uncertainty
MLL or MLV	Measurement Uncertainty Lower Value
MUL or MUV	Measurement Uncertainty Upper Value
Nom.	Nominal Value
Dev.	Deviation
MErr.	Measurement Error
Act.	Actual Value
UGB	Uncertainty Guard Band: Measuring uncertainty violates the data (spec.) limit.
UGB1	Measurement results marked as UGB1 show conformity with a probability of >50 % and <95 %.
UGB2	Measurement results marked as UGB2 show non-conformity with a probability of >50 % and <95 %.
DU	Datasheet Uncertainty

Explanation of charts



Software used for measurement

Item Type

Measurement Studio Professional Edition
MixerCertification

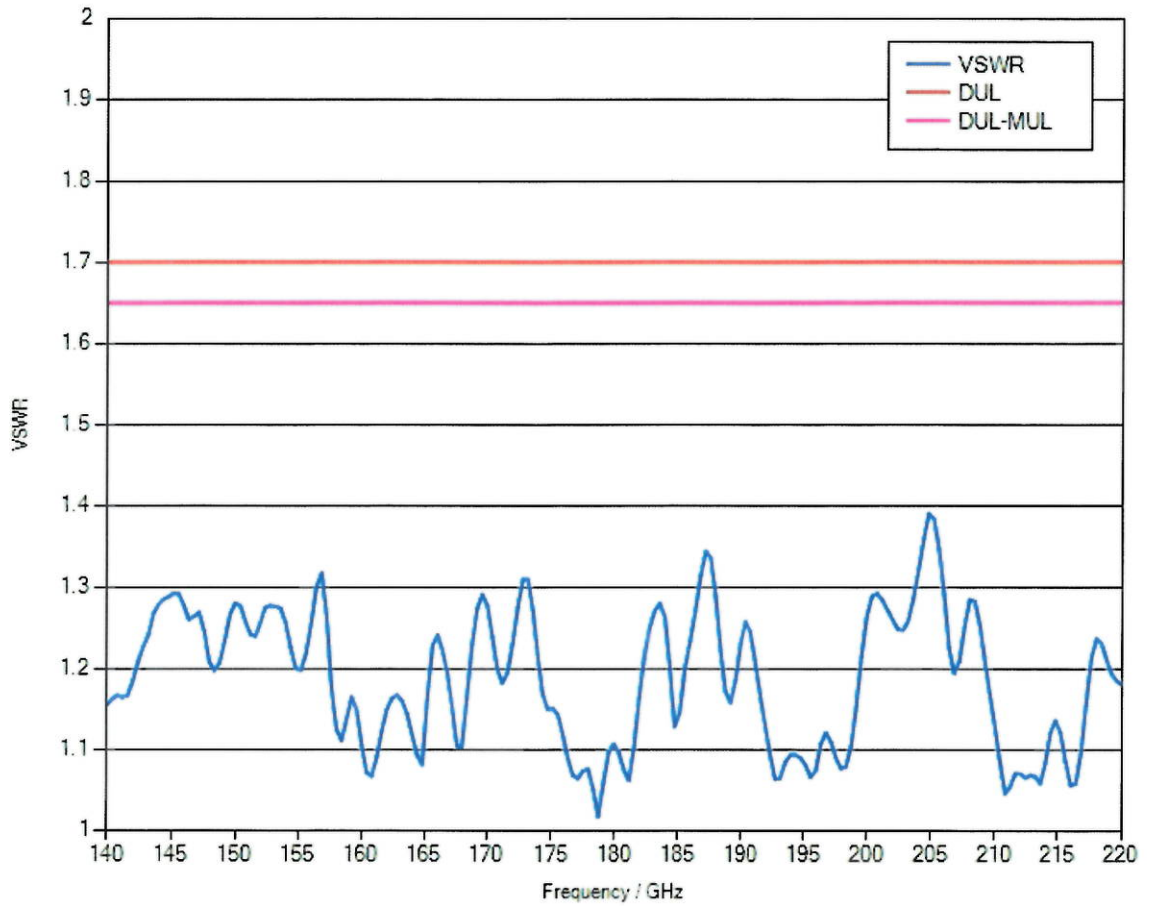
Version

2013
7_09

Remark

1.1 RF Input – VSWR

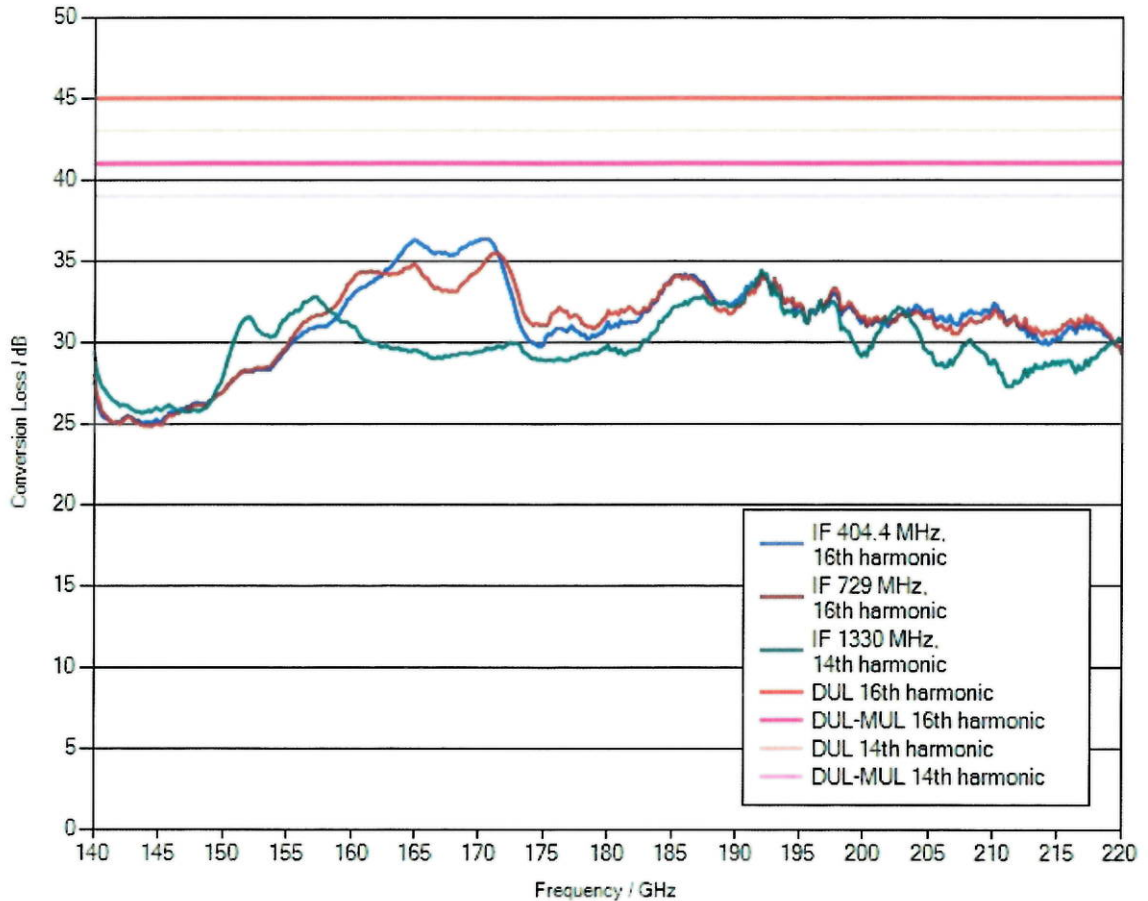
Measurement uncertainty: 0.05 (VSWR)



1.2 Conversion loss

LO level +13 dBm nominal
Bias 0 A

Measurement uncertainty: 4 dB



Note: Numeric calibration data can be found attached to the PDF file of the calibration certificate. Click the “paper clip” symbol to display the file.

The file has been renamed for safety reasons.

When downloading the file onto your PC, please delete the “.file” extension and unzip the data.

1.3 Frequency response within 1 GHz

	DUL	Actual (worst case)	Evaluation
IF = 404.4 MHz, 16th harmonic	6 dB	2.71 dB	PASS
IF = 729 MHz, 16th harmonic	6 dB	2.61 dB	PASS
IF = 1330 MHz, 14th harmonic	6 dB	2.61 dB	PASS