

HAC_E_Dipole_835

DUT: HAC-Dipole 835 MHz

Communication System: CW; Frequency: 835 MHz; Duty Cycle: 1:1

Medium: Air Medium parameters used: $\sigma = 0$ S/m, $\epsilon_r = 1$; $\rho = 0$ kg/m³

Ambient Temperature : 23.5 °C

DASY5 Configuration

- Probe: EF3DV3 - SN4047; ConvF(1, 1, 1) @ 835 MHz; Calibrated: 2020/1/24

- Sensor-Surface: (Fix Surface)

- Electronics: DAE4 Sn1311; Calibrated: 2020/8/25

- Phantom: HAC Test Arch with AMCC; Type: SD HAC P01 BA;

- Measurement SW: DASY52, Version 52.10 (4); SEMCAD X Version 14.6.14 (7483)

E Scan - measurement distance from the probe sensor center to CD835 = 10mm & 15mm/Hearing Aid Compatibility Test at 15mm distance (41x361x1): Interpolated grid:

dx=0.5000 mm, dy=0.5000 mm

Device Reference Point: 0, 0, -6.3 mm

Reference Value = 126.4 V/m; Power Drift = -0.17 dB

PMR not calibrated. PMF = 1.000 is applied.

E-field emissions = 110.0 V/m

Average value of Total=(110+107.8) / 2 = 108.9 V/m

PMF scaled E-field

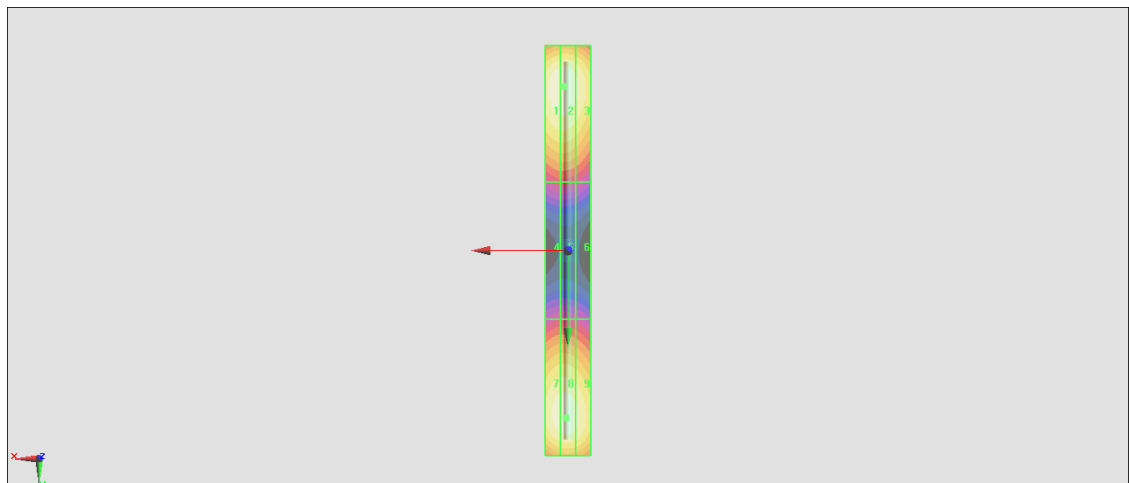
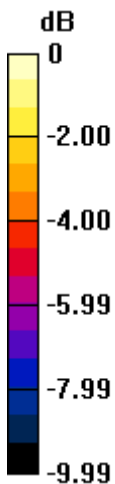
Grid 1 M4 109.6 V/m	Grid 2 M4 110.0 V/m	Grid 3 M4 104.5 V/m
Grid 4 M4 62.27 V/m	Grid 5 M4 62.37 V/m	Grid 6 M4 59.92 V/m
Grid 7 M4 107.1 V/m	Grid 8 M4 107.8 V/m	Grid 9 M4 104.3 V/m

Cursor:

Total = 110.0 V/m

E Category: M4

Location: 2, -72, 9.7 mm



0 dB = 110.0 V/m = 40.83 dBV/m

HAC_E_Dipole_1880

DUT: HAC Dipole 1880 MHz

Communication System: CW; Frequency: 1880 MHz; Duty Cycle: 1:1

Medium: Air Medium parameters used: $\sigma = 0$ S/m, $\epsilon_r = 1$; $\rho = 0$ kg/m³

Ambient Temperature : 23.5 °C

DASY5 Configuration

- Probe: EF3DV3 - SN4047; ConvF(1, 1, 1) @ 1880 MHz; Calibrated: 2020/1/24

- Sensor-Surface: (Fix Surface)

- Electronics: DAE4 Sn1311; Calibrated: 2020/8/25

- Phantom: HAC Test Arch with AMCC; Type: SD HAC P01 BA;

- Measurement SW: DASY52, Version 52.10 (4); SEMCAD X Version 14.6.14 (7483)

E Scan - measurement distance from the probe sensor center to CD1880 = 10mm & 15mm/Hearing Aid Compatibility Test at 15mm distance (41x181x1): Interpolated grid:

dx=0.5000 mm, dy=0.5000 mm

Device Reference Point: 0, 0, -6.3 mm

Reference Value = 152.6 V/m; Power Drift = 0.09 dB

PMR not calibrated. PMF = 1.000 is applied.

E-field emissions = 86.34 V/m

Average value of Total=(86.34+85.72) / 2 = 86.03 V/m

PMF scaled E-field

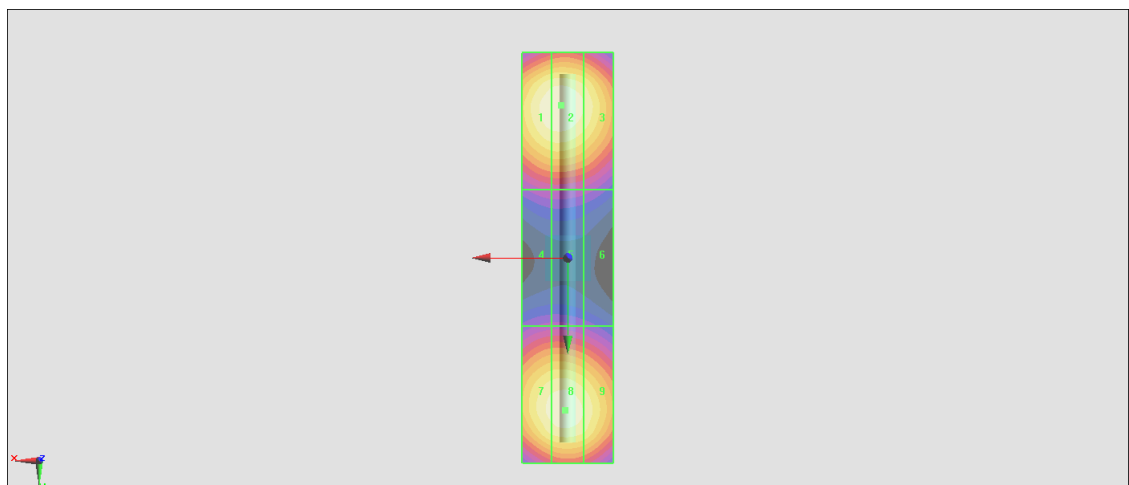
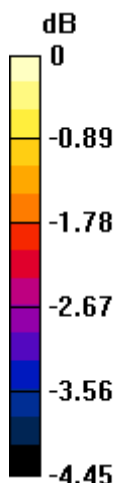
Grid 1 M3 85.99 V/m	Grid 2 M3 86.34 V/m	Grid 3 M3 83.57 V/m
Grid 4 M3 64.09 V/m	Grid 5 M3 64.16 V/m	Grid 6 M4 62.93 V/m
Grid 7 M3 84.69 V/m	Grid 8 M3 85.72 V/m	Grid 9 M3 83.34 V/m

Cursor:

Total = 86.34 V/m

E Category: M3

Location: 1.5, -33.5, 9.7 mm



0 dB = 86.34 V/m = 38.72 dBV/m

HAC_E_Dipole_2450

DUT: HAC Dipole 2450 MHz

Communication System: CW; Frequency: 2450 MHz; Duty Cycle: 1:1

Medium: Air Medium parameters used: $\sigma = 0$ S/m, $\epsilon_r = 1$; $\rho = 0$ kg/m³

Ambient Temperature : 23.8 °C

DASY5 Configuration

- Probe: EF3DV3 - SN4047; ConvF(1, 1, 1) @ 2450 MHz; Calibrated: 2020/1/24

- Sensor-Surface: (Fix Surface)

- Electronics: DAE4 Sn1311; Calibrated: 2020/8/25

- Phantom: HAC Test Arch with AMCC; Type: SD HAC P01 BA;

- Measurement SW: DASY52, Version 52.10 (4); SEMCAD X Version 14.6.14 (7483)

E Scan - measurement distance from the probe sensor center to CD2450 = 10mm & 15mm

/Hearing Aid Compatibility Test at 15mm distance (41x181x1): Interpolated grid: dx=0.5000

mm, dy=0.5000 mm

Device Reference Point: 0, 0, -6.3 mm

Reference Value = 79.94 V/m; Power Drift = 0.01 dB

PMR not calibrated. PMF = 1.000 is applied.

E-field emissions = 85.43 V/m

Average value of Total=(84.87+85.43) / 2 = 85.15 V/m

PMF scaled E-field

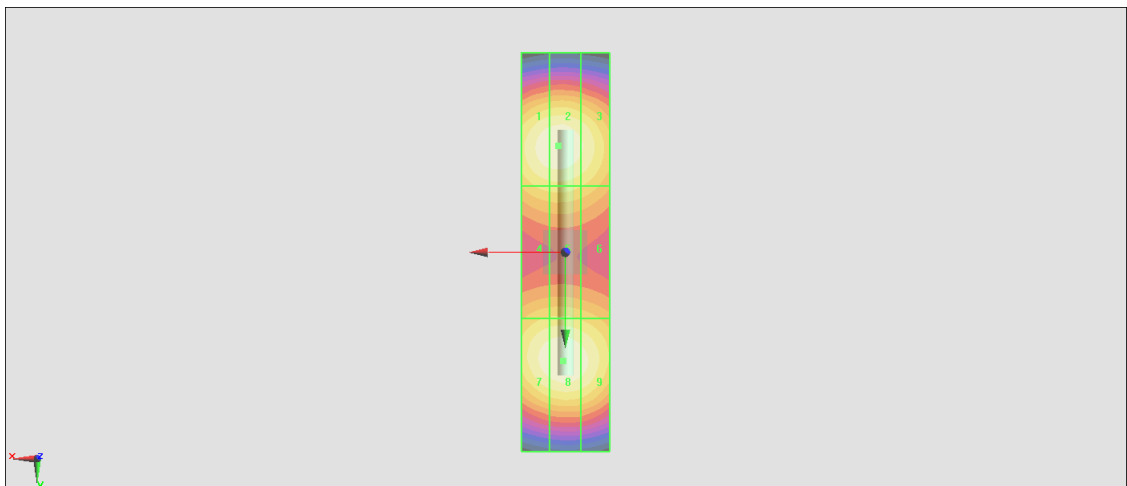
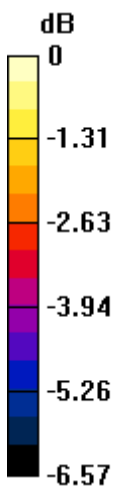
Grid 1 M3 84.52 V/m	Grid 2 M3 84.87 V/m	Grid 3 M3 81.84 V/m
Grid 4 M3 75.56 V/m	Grid 5 M3 75.82 V/m	Grid 6 M3 73.79 V/m
Grid 7 M3 84.11 V/m	Grid 8 M3 85.43 V/m	Grid 9 M3 83.24 V/m

Cursor:

Total = 85.43 V/m

E Category: M3

Location: 0.5, 24.5, 9.7 mm



0 dB = 85.43 V/m = 38.63 dBV/m

HAC_E_Dipole_2600

DUT: HAC Dipole 2600 MHz

Communication System: CW ; Frequency: 2600 MHz;Duty Cycle: 1:1

Medium: Air Medium parameters used: $\sigma = 0$ S/m, $\epsilon_r = 1$; $\rho = 0$ kg/m³

Ambient Temperature : 23.5 °C

DASY5 Configuration

- Probe: EF3DV3 - SN4047; ConvF(1, 1, 1) @ 2600 MHz; Calibrated: 2020/1/24

- Sensor-Surface: (Fix Surface)

- Electronics: DAE4 Sn1311; Calibrated: 2020/8/25

- Phantom: HAC Test Arch with AMCC; Type: SD HAC P01 BA;

- Measurement SW: DASY52, Version 52.10 (4); SEMCAD X Version 14.6.14 (7483)

E Scan - measurement distance from the probe sensor center to CD2600 = 10mm & 15mm/Hearing Aid Compatibility Test at 15mm distance (41x181x1): Interpolated grid:

dx=0.5000 mm, dy=0.5000 mm

Device Reference Point: 0, 0, -6.3 mm

Reference Value = 69.63 V/m; Power Drift = 0.14 dB

PMR not calibrated. PMF = 1.000 is applied.

E-field emissions = 87.56 V/m

Average value of Total=(86.28+87.56) / 2 = 86.92 V/m

PMF scaled E-field

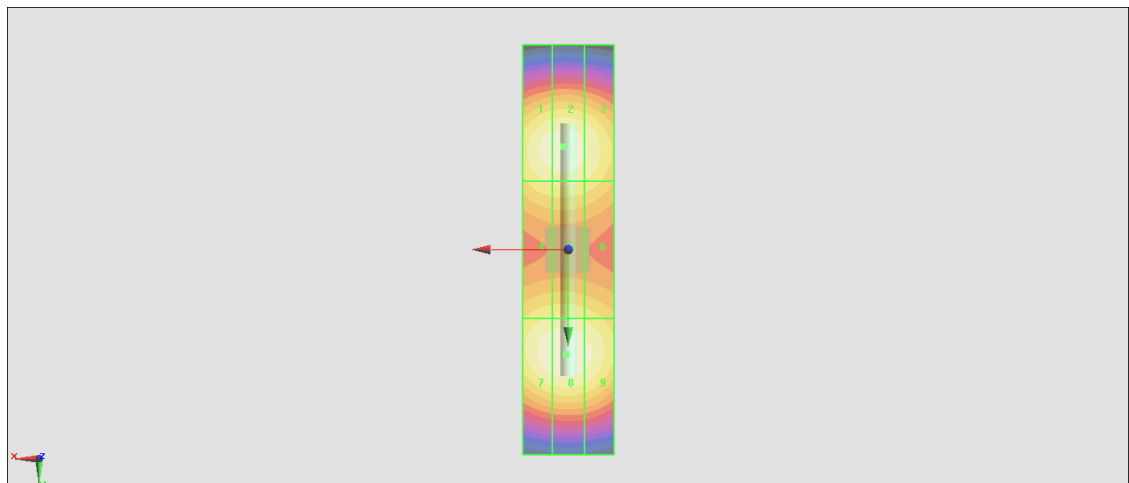
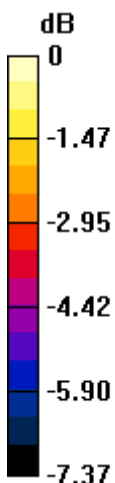
Grid 1 M3 85.52 V/m	Grid 2 M3 86.28 V/m	Grid 3 M3 83.60 V/m
Grid 4 M3 79.28 V/m	Grid 5 M3 79.80 V/m	Grid 6 M3 77.87 V/m
Grid 7 M3 86.44 V/m	Grid 8 M3 87.56 V/m	Grid 9 M3 85.02 V/m

Cursor:

Total = 87.56 V/m

E Category: M3

Location: 0.5, 23, 9.7 mm



0 dB = 87.56 V/m = 38.85 dBV/m

HAC_E_Dipole_5500

DUT: HAC Dipole 5500 MHz

Communication System: CW ; Frequency: 5500 MHz; Duty Cycle: 1:1

Medium: Air Medium parameters used: $\sigma = 0$ S/m, $\epsilon_r = 1$; $\rho = 0$ kg/m³

Ambient Temperature : 23.8 °C

DASY5 Configuration

- Probe: EF3DV3 - SN4047; ConvF(1, 1, 1) @ 5500 MHz; Calibrated: 2020/1/24

- Sensor-Surface: (Fix Surface)

- Electronics: DAE4 Sn1311; Calibrated: 2020/8/25

- Phantom: HAC Test Arch with AMCC; Type: SD HAC P01 BA;

- Measurement SW: DASY52, Version 52.10 (4); SEMCAD X Version 14.6.14 (7483)

E Scan - measurement distance from the probe sensor center to CD5500 = 10mm & 15mm

/Hearing Aid Compatibility Test at 15mm distance (41x181x1): Interpolated grid: dx=0.5000

mm, dy=0.5000 mm

Device Reference Point: 0, 0, -6.3 mm

Reference Value = 29.83 V/m; Power Drift = -0.01 dB

PMR not calibrated. PMF = 1.000 is applied.

E-field emissions = 110.8 V/m

Average value of Total=(89.23+94.47) / 2 = 91.85 V/m

PMF scaled E-field

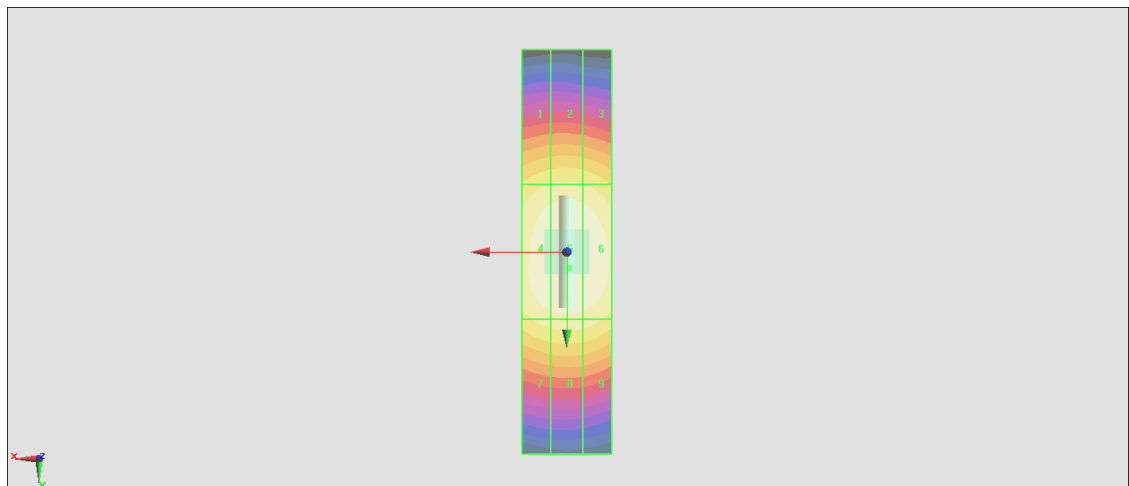
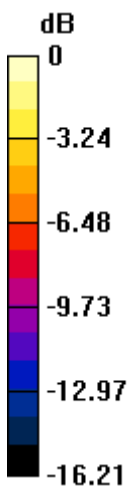
Grid 1 M3 87.15 V/m	Grid 2 M3 89.23 V/m	Grid 3 M3 87.15 V/m
Grid 4 M3 107.7 V/m	Grid 5 M3 110.8 V/m	Grid 6 M3 109.3 V/m
Grid 7 M3 92.63 V/m	Grid 8 M3 94.47 V/m	Grid 9 M3 93.12 V/m

Cursor:

Total = 110.8 V/m

E Category: M3

Location: -0.5, 3.5, 9.7 mm



0 dB = 110.8 V/m = 40.89 dBV/m