



FCC RF Test Report

APPLICANT : Motorola Mobility LLC
EQUIPMENT : Mobile Cellular Phone
BRAND NAME : Motorola
MODEL NAME : XT2087-1
FCC ID : IHDT56ZE1
STANDARD : 47 CFR Part 2, 22(H), 24(E), 27(H).27(L).27(M)
CLASSIFICATION : PCS Licensed Transmitter Held to Ear (PCE)

The product was received on Jun. 03, 2020 and completely tested on Jun. 28, 2020. We, Sporton International (Kunshan) Inc., would like to declare that the tested sample has been evaluated in accordance with the procedures given in ANSI C63.26-2015 and shown compliance with the applicable technical standards.

The test results in this report apply exclusively to the tested model / sample. Without written approval of Sporton International (Kunshan) Inc., the test report shall not be reproduced except in full.

Jason Jia

Reviewed by: Jason Jia / Supervisor

James Huang

Approved by: James Huang / Manager



Sporton International (Kunshan) Inc.

No. 1098, Pengxi North Road, Kunshan Economic Development Zone Jiangsu Province 215300
People's Republic of China



TABLE OF CONTENTS

REVISION HISTORY...3
SUMMARY OF TEST RESULT...4
1 GENERAL DESCRIPTION...6
1.1 Applicant...6
1.2 Manufacturer...6
1.3 Product Feature of Equipment Under Test...6
1.4 Product Specification of Equipment Under Test...7
1.5 Modification of EUT...7
1.6 Specification of Accessory...8
1.7 Maximum ERP/EIRP Power, Frequency Tolerance, and Emission Designator...9
1.8 Testing Location...13
1.9 Test Software...13
1.10 Applicable Standards...13
2 TEST CONFIGURATION OF EQUIPMENT UNDER TEST...14
2.1 Test Mode...14
2.2 Connection Diagram of Test System...16
2.3 Support Unit used in test configuration and system...16
2.4 Measurement Results Explanation Example...16
2.5 Frequency List of Low/Middle/High Channels...17
3 CONDUCTED TEST ITEMS...20
3.1 Measuring Instruments...20
3.2 Test Setup...20
3.3 Test Result of Conducted Test...20
3.4 Conducted Output Power and ERP/EIRP...21
3.5 Peak-to-Average Ratio...22
3.6 Occupied Bandwidth...23
3.7 Conducted Band Edge...24
3.8 Conducted Spurious Emission...26
3.9 Frequency Stability...27
4 RADIATED TEST ITEMS...28
4.1 Measuring Instruments...28
4.2 Test Setup...28
4.3 Test Result of Radiated Test...28
4.4 Radiated Spurious Emission...29
5 LIST OF MEASURING EQUIPMENT...30
6 UNCERTAINTY OF EVALUATION...31
APPENDIX A. TEST RESULTS OF CONDUCTED TEST
APPENDIX B. TEST RESULTS OF RADIATED TEST
APPENDIX C. TEST SETUP PHOTOGRAPHS



SUMMARY OF TEST RESULT

Report Section	FCC Rule	Description	Limit	Result	Remark
3.4	§2.1046	Conducted Output Power	Reporting Only	PASS	-
	§22.913(a)(5)	Effective Radiated Power (Band 5)	ERP < 7 Watt	PASS	
	§27.50(c)(10)	Effective Radiated Power (Band 12) (Band 17)	ERP < 3 Watt	PASS	
	§24.232(c) §27.50(h)(2)	Equivalent Isotropic Radiated Power (Band 2) (Band 7)	EIRP < 2Watt	PASS	
	§27.50(d)(4)	Equivalent Isotropic Radiated Power (Band 4) (Band 66)	EIRP < 1Watt	PASS	
3.5	§24.232(d)	Peak-to-Average Ratio	<13 dB	PASS	-
3.6	§2.1049	Occupied Bandwidth	Reporting Only	PASS	-
3.7	§2.1051 §22.917(a) §24.238(a) §27.53(g) §27.53(h)	Conducted Band Edge Measurement (Band 2) (Band 4) (Band 5) (Band 12) (Band 17)(Band 66)	< 43+10log ₁₀ (P[Watts])	PASS	-
	§27.53(m)(4)	Conducted Band Edge Measurement (Band 7)	§27.53(m)(4)		
3.8	§2.1051 §22.917(a) §24.238(a) §27.53(g) §27.53(h)	Conducted Spurious Emission (Band 2) (Band 4) (Band 5) (Band 12) (Band 17)(Band 66)	< 43+10log ₁₀ (P[Watts])	PASS	-
	§2.1051 §27.53(m)(4)	Conducted Spurious Emission (Band 7)	< 55+10log ₁₀ (P[Watts])		
3.9	§2.1055 §22.355	Frequency Stability Temperature & Voltage	< 2.5 ppm for Part 22	PASS	-
	§2.1055 §24.235 §27.54		Within Authorized Band		



Report Section	FCC Rule	Description	Limit	Result	Remark
4.4	§2.1053 §22.917(a) §24.238(a) §27.53(f) §27.53(g) §27.53(h)	Radiated Spurious Emission (Band 2) (Band 4) (Band 5) (Band 12) (Band 17)(Band 66)	$< 43+10\log_{10}(P[\text{Watts}])$	PASS	Under limit 32.77 dB at 10100.000 MHz
	§2.1053 §27.53(m)(4)	Radiated Spurious Emission (Band 7)	$< 55+10\log_{10}(P[\text{Watts}])$		

Declaration of Conformity:
The test results with all measurement uncertainty excluded are presented in accordance with the regulation limits or requirements declared by manufacturers.

Comments and Explanations:
The declared of product specification for EUT presented in the report are provided by the manufacturer, and the manufacturer takes all the responsibilities for the accuracy of product specification.



1 General Description

1.1 Applicant

Motorola Mobility LLC
222 W,Merchandise Mart Plaza, Chicago IL 60654 USA

1.2 Manufacturer

Motorola Mobility LLC
222 W,Merchandise Mart Plaza, Chicago IL 60654 USA

1.3 Product Feature of Equipment Under Test

Product Feature	
Equipment	Mobile Cellular Phone
Brand Name	Motorola
Model Name	XT2087-1
FCC ID	IHDT56ZE1
EUT supports Radios application	GSM/WCDMA/LTE/NFC WLAN 2.4GHz 802.11b/g/n HT20 WLAN 5GHz 802.11a/n HT20/HT40 WLAN 5GHz 802.11ac VHT20/VHT40/VHT80 Bluetooth BR/EDR/LE FM Receiver and GNSS
IMEI Code	Conducted : N/A Radiation: 355536110027673/355536110027681
HW Version	DVT2
SW Version	QPA30.19
EUT Stage	Identical Prototype



1.4 Product Specification of Equipment Under Test

Standards-related Product Specification	
Tx Frequency	LTE Band 2 : 1850.7 MHz ~ 1909.3 MHz LTE Band 4 : 1710.7 MHz ~ 1754.3 MHz LTE Band 5 : 824.7 MHz ~ 848.3 MHz LTE Band 7 : 2502.5 MHz ~ 2567.5 MHz LTE Band 12 : 699.7 MHz ~ 715.3 MHz LTE Band 17 : 706.5 MHz ~ 713.5 MHz LTE Band 66 : 1710.7 MHz ~ 1779.3 MHz
Rx Frequency	LTE Band 2 : 1930.7 MHz ~ 1989.3 MHz LTE Band 4 : 2110.7 MHz ~ 2154.3 MHz LTE Band 5 : 869.7 MHz ~ 893.3 MHz LTE Band 7 : 2622.5MHz ~ 2687.5 MHz LTE Band 12 : 729.7 MHz ~ 745.3 MHz LTE Band 17 : 736.5 MHz ~ 743.5 MHz LTE Band 66 : 2110.7 MHz~ 2199.3 MHz
Bandwidth	LTE Band 2 : 1.4MHz / 3MHz / 5MHz / 10MHz / 15MHz / 20MHz LTE Band 4 : 1.4MHz / 3MHz / 5MHz / 10MHz / 15MHz / 20MHz LTE Band 5 : 1.4MHz / 3MHz / 5MHz / 10MHz LTE Band 7 : 5MHz/ 10MHz / 15MHz / 20MHz LTE Band 12 : 1.4MHz / 3MHz / 5MHz / 10MHz LTE Band 17 : 5MHz / 10MHz LTE Band 66 : 1.4MHz / 3MHz / 5MHz / 10MHz / 15MHz / 20MHz
Maximum Output Power to Antenna	LTE Band 2 : 23.16 dBm LTE Band 4 : 23.08 dBm LTE Band 5 : 22.99 dBm LTE Band 7 : 22.69 dBm LTE Band 12 : 22.89 dBm LTE Band 17 : 22.93 dBm LTE Band 66 : 23.09 dBm
Antenna Gain	LTE Band 2 : 0.14 dBi LTE Band 4 : 0.3 dBi LTE Band 5 : -3.8 dBi LTE Band 7 : -1.0 dBi LTE Band 12 : -3.3 dBi LTE Band 17 : -3.4 dBi LTE Band 66 : 0.3 dBi
Type of Modulation	QPSK / 16QAM / 64QAM

1.5 Modification of EUT

No modifications are made to the EUT during all test items.



1.6 Specification of Accessory

Specification of Accessory				
AC Adapter 1(US)	Brand Name	Motorola (Acbel)	Model Name	SC-301
AC Adapter 1(EU)	Brand Name	Motorola (Acbel)	Model Name	SC-302
AC Adapter 1(UK)	Brand Name	Motorola (Acbel)	Model Name	SC-303
AC Adapter 1(AR)	Brand Name	Motorola (Acbel)	Model Name	SC-306
AC Adapter 1(AU)	Brand Name	Motorola (Acbel)	Model Name	SC-305
AC Adapter 1(Chile)	Brand Name	Motorola (Acbel)	Model Name	SC-309
AC Adapter 2(US)	Brand Name	Motorola (Salom)	Model Name	SC-301
AC Adapter 2(EU)	Brand Name	Motorola (Salom)	Model Name	SC-302
AC Adapter 2(UK)	Brand Name	Motorola (Salom)	Model Name	SC-303
AC Adapter 2(AR)	Brand Name	Motorola (Salom)	Model Name	SC-306
AC Adapter 2(AU)	Brand Name	Motorola (Salom)	Model Name	SC-305
AC Adapter 2(BR)	Brand Name	Motorola (Salom)	Model Name	SC-307
AC Adapter 3(BR)	Brand Name	Motorola (Salom/Flex)	Model Name	SC-307
Battery	Brand Name	Motorola(ATL)	Model Name	MG50
Earphone 1	Brand Name	Motorola (Lianyun)	Model Name	MI181
Earphone 2	Brand Name	Motorola (Cosonic)	Model Name	MI181
USB Cable 1	Brand Name	Motorola (Cabletech)	Model Name	SC18C37155
USB Cable 1 (Brazil local build)	Brand Name	Motorola (I SHENG)	Model Name	SC18C79240
USB Cable 2	Brand Name	Motorola (Luxshare)	Model Name	SC18C37156
USB Cable 3	Brand Name	Motorola (Saibao)	Model Name	SC18C37157



1.7 Maximum ERP/EIRP Power, Frequency Tolerance, and Emission Designator

LTE Band 2		QPSK			16QAM		
BW (MHz)	Frequency Range (MHz)	Emission Designator (99%OBW)	Frequency Tolerance (ppm)	Maximum EIRP(W)	Emission Designator (99%OBW)	Frequency Tolerance (ppm)	Maximum EIRP(W)
1.4	1850.7 ~ 1909.3	1M10G7D	-	0.2099	1M10W7D	-	0.1795
3	1851.5 ~ 1908.5	2M73G7D	-	0.2084	2M73W7D	-	0.1811
5	1852.5 ~ 1907.5	4M52G7D	-	0.2080	4M51W7D	-	0.1795
10	1855.0 ~ 1905.0	9M07G7D	0.0028	0.2133	9M03W7D	-	0.1828
15	1857.5 ~ 1902.5	13M4G7D	-	0.2123	13M6W7D	-	0.1828
20	1860.0 ~ 1900.0	18M3G7D	-	0.2138	18M3W7D	-	0.1837
LTE Band 2		64QAM					
BW (MHz)	Frequency Range (MHz)	Emission Designator (99%OBW)	Frequency Tolerance (ppm)		Maximum EIRP(W)		
1.4	1850.7 ~ 1909.3	1M10W7D	-		0.1455		
3	1851.5 ~ 1908.5	2M73W7D	-		0.1472		
5	1852.5 ~ 1907.5	4M50W7D	-		0.1462		
10	1855.0 ~ 1905.0	9M07W7D	-		0.1489		
15	1857.5 ~ 1902.5	13M5W7D	-		0.1493		
20	1860.0 ~ 1900.0	18M3W7D	-		0.1483		
LTE Band 4		QPSK			16QAM		
BW (MHz)	Frequency Range (MHz)	Emission Designator (99%OBW)	Frequency Tolerance (ppm)	Maximum EIRP(W)	Emission Designator (99%OBW)	Frequency Tolerance (ppm)	Maximum EIRP(W)
1.4	1710.7 ~ 1754.3	1M09G7D	-	0.2168	1M09W7D	-	0.1977
3	1711.5 ~ 1753.5	2M72G7D	-	0.2163	2M73W7D	-	0.1977
5	1712.5 ~ 1752.5	4M50G7D	-	0.2158	4M52W7D	-	0.1972
10	1715.0 ~ 1750.0	9M03G7D	0.0027	0.2158	9M01W7D	-	0.1982
15	1717.5 ~ 1747.5	13M5G7D	-	0.2173	13M5W7D	-	0.1986
20	1720.0 ~ 1745.0	18M5G7D	-	0.2183	18M4W7D	-	0.1977



LTE Band 4		64QAM					
BW (MHz)	Frequency Range (MHz)	Emission Designator (99%OBW)		Frequency Tolerance (ppm)		Maximum EIRP(W)	
1.4	1710.7 ~ 1754.3	1M09W7D		-		0.1603	
3	1711.5 ~ 1753.5	2M73W7D		-		0.1603	
5	1712.5 ~ 1752.5	4M50W7D		-		0.1611	
10	1715.0 ~ 1750.0	9M03W7D		-		0.1618	
15	1717.5 ~ 1747.5	13M4W7D		-		0.1607	
20	1720.0 ~ 1745.0	18M4W7D		-		0.1614	
LTE Band 5		QPSK			16QAM		
BW (MHz)	Frequency Range (MHz)	Emission Designator (99%OBW)	Frequency Tolerance (ppm)	Maximum ERP(W)	Emission Designator (99%OBW)	Frequency Tolerance (ppm)	Maximum ERP(W)
1.4	824.7 ~ 848.3	1M09G7D	-	0.0501	1M10W7D	-	0.0430
3	825.5 ~ 847.5	2M75G7D	-	0.0499	2M74W7D	-	0.0429
5	826.5 ~ 846.5	4M52G7D	-	0.0500	4M51W7D	-	0.0430
10	829.0 ~ 844.0	9M07G7D	0.0032	0.0506	9M01W7D	-	0.0434
LTE Band 5		64QAM					
BW (MHz)	Frequency Range (MHz)	Emission Designator (99%OBW)		Frequency Tolerance (ppm)		Maximum ERP(W)	
1.4	824.7 ~ 848.3	1M09W7D		-		0.0348	
3	825.5 ~ 847.5	2M73W7D		-		0.0350	
5	826.5 ~ 846.5	4M51W7D		-		0.0352	
10	829.0 ~ 844.0	9M05W7D		-		0.0356	
LTE Band 7		QPSK			16QAM		
BW (MHz)	Frequency Range (MHz)	Emission Designator (99%OBW)	Frequency Tolerance (ppm)	Maximum EIRP(W)	Emission Designator (99%OBW)	Frequency Tolerance (ppm)	Maximum EIRP(W)
5	2502.5 ~ 2567.5	4M49G7D	-	0.1452	4M51W7D	-	0.1426
10	2505.0 ~ 2565.0	9M11G7D	0.0032	0.1466	9M03W7D	-	0.1452
15	2507.5 ~ 2562.5	13M4G7D	-	0.1472	13M5W7D	-	0.1455
20	2510.0 ~ 2560.0	18M3G7D	-	0.1476	18M4W7D	-	0.1445



LTE Band 7		64QAM					
BW (MHz)	Frequency Range (MHz)	Emission Designator (99%OBW)	Frequency Tolerance (ppm)		Maximum EIRP(W)		
5	2502.5 ~ 2567.5	4M50W7D	-		0.1161		
10	2505.0 ~ 2565.0	9M01W7D	-		0.1167		
15	2507.5 ~ 2562.5	13M4W7D	-		0.1186		
20	2510.0 ~ 2560.0	18M3W7D	-		0.1175		
LTE Band 12		QPSK			16QAM		
BW (MHz)	Frequency Range (MHz)	Emission Designator (99%OBW)	Frequency Tolerance (ppm)	Maximum ERP(W)	Emission Designator (99%OBW)	Frequency Tolerance (ppm)	Maximum ERP(W)
1.4	699.7 ~ 715.3	1M10G7D	-	0.0553	1M10W7D	-	0.0474
3	700.5 ~ 714.5	2M73G7D	-	0.0551	2M73W7D	-	0.0474
5	701.5 ~ 713.5	4M52G7D	-	0.0552	4M51W7D	-	0.0471
10	704.0 ~ 711.0	9M03G7D	0.0049	0.0555	9M07W7D	-	0.0473
LTE Band 12		64QAM					
BW (MHz)	Frequency Range (MHz)	Emission Designator (99%OBW)	Frequency Tolerance (ppm)		Maximum ERP(W)		
1.4	699.7 ~ 715.3	1M09W7D	-		0.0388		
3	700.5 ~ 714.5	2M73W7D	-		0.0385		
5	701.5 ~ 713.5	4M50W7D	-		0.0387		
10	704.0 ~ 711.0	9M05W7D	-		0.0386		
LTE Band 17		QPSK			16QAM		
BW (MHz)	Frequency Range (MHz)	Emission Designator (99%OBW)	Frequency Tolerance (ppm)	Maximum ERP(W)	Emission Designator (99%OBW)	Frequency Tolerance (ppm)	Maximum ERP(W)
5	706.5 ~ 713.5	4M52G7D	-	0.0552	4M51W7D	-	0.0471
10	709.0 ~ 711.0	9M03G7D	0.0049	0.0555	9M07W7D	-	0.0473
LTE Band 17		64QAM					
BW (MHz)	Frequency Range (MHz)	Emission Designator (99%OBW)	Frequency Tolerance (ppm)		Maximum ERP(W)		
5	706.5 ~ 713.5	4M50W7D	-		0.0387		
10	709.0 ~ 711.0	9M05W7D	-		0.0386		



LTE Band 66		QPSK			16QAM		
BW (MHz)	Frequency Range (MHz)	Emission Designator (99%OBW)	Frequency Tolerance (ppm)	Maximum EIRP(W)	Emission Designator (99%OBW)	Frequency Tolerance (ppm)	Maximum EIRP(W)
1.4	1710.7 ~ 1779.3	1M09G7D	-	0.2168	1M09W7D	-	0.1977
3	1711.5 ~ 1778.5	2M72G7D	-	0.2163	2M73W7D	-	0.1977
5	1712.5 ~ 1777.5	4M50G7D	-	0.2158	4M52W7D	-	0.1972
10	1715.0 ~ 1775.0	9M03G7D	0.0027	0.2158	9M01W7D	-	0.1982
15	1717.5 ~ 1772.5	13M5G7D	-	0.2173	13M5W7D	-	0.1986
20	1720.0 ~ 1770.0	18M5G7D	-	0.2183	18M4W7D	-	0.1977
LTE Band 66		64QAM					
BW (MHz)	Frequency Range (MHz)	Emission Designator (99%OBW)	Frequency Tolerance (ppm)		Maximum EIRP(W)		
1.4	1710.7 ~ 1779.3	1M09W7D	-		0.1603		
3	1711.5 ~ 1778.5	2M73W7D	-		0.1603		
5	1712.5 ~ 1777.5	4M50W7D	-		0.1611		
10	1715.0 ~ 1775.0	9M03W7D	-		0.1618		
15	1717.5 ~ 1772.5	13M4W7D	-		0.1607		
20	1720.0 ~ 1770.0	18M4W7D	-		0.1614		

Note:

1. LTE Band 66 overlaps the entire frequency range of LTE Band 4. Therefore, the test results provided in this report covers Band 66 as well as Band 4.
2. LTE Band 12 overlaps the entire frequency range of LTE Band 17. Therefore, the test results provided in this report covers Band 12 as well as Band 17.



1.8 Testing Location

Sporton International (Kunshan) Inc. is accredited to ISO/IEC 17025:2017 by American Association for Laboratory Accreditation with Certificate Number 5145.02.

Test Firm	Sporton International (Kunshan) Inc.		
Test Site Location	No. 1098, Pengxi North Road, Kunshan Economic Development Zone Jiangsu Province 215300 People's Republic of China TEL : +86-512-57900158 FAX : +86-512-57900958		
Test Site No.	Sporton Site No.	FCC Designation No.	FCC Test Firm Registration No.
	03CH04-KS TH01-KS	CN1257	314309

1.9 Test Software

Item	Site	Manufacture	Name	Version
1.	03CH04-KS	AUDIX	E3	6.2009-8-24a

1.10 Applicable Standards

According to the specifications of the manufacturer, the EUT must comply with the requirements of the following standards:

- ♦ 47 CFR Part 2, 22(H), 24(E), 27(H).27(L).27(M)
- ♦ ANSI C63.26-2015
- ♦ FCC KDB 971168 D01 Power Meas License Digital Systems v03r01
- ♦ FCC KDB 412172 D01 Determining ERP and EIRP v01r01
- ♦

Remark:

1. All test items were verified and recorded according to the standards and without any deviation during the test.
2. This EUT has also been tested and complied with the requirements of FCC Part 15, Subpart B, recorded in a separate test report.



2 Test Configuration of Equipment Under Test

2.1 Test Mode

Antenna port conducted and radiated test items listed below are performed according to KDB 971168 D01 Power Meas License Digital Systems v03r01 with maximum output power.

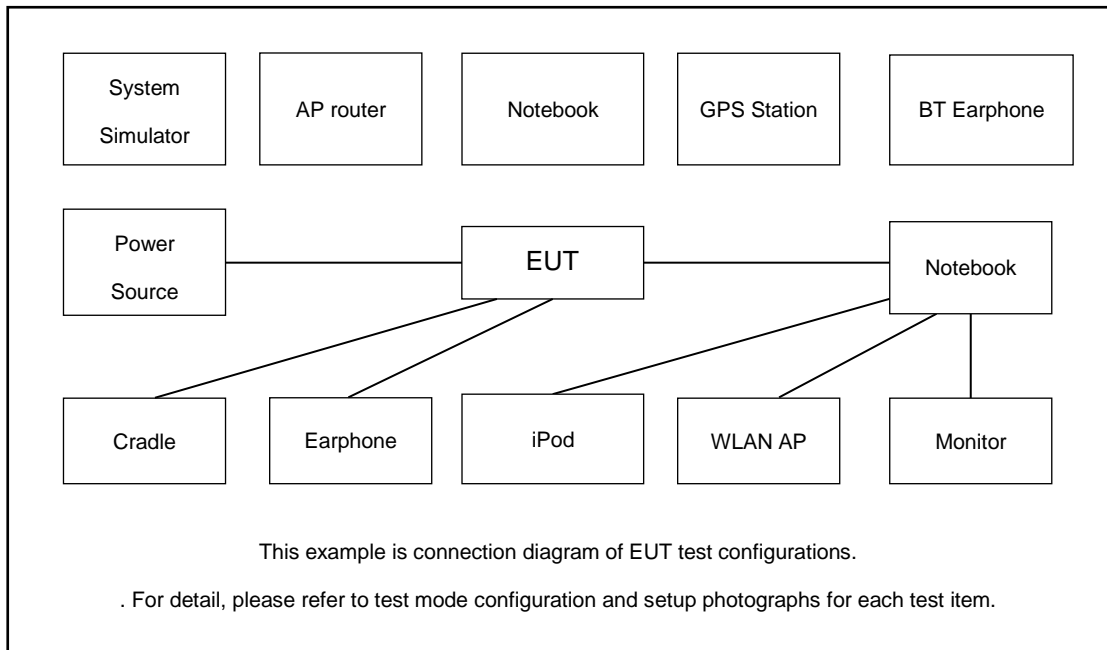
Radiated measurements are performed by rotating the EUT in three different orthogonal test planes to find the maximum emission.

Test Items	Band	Bandwidth (MHz)						Modulation			RB #			Test Channel		
		1.4	3	5	10	15	20	QPSK	16QAM	64QAM	1	Half	Full	L	M	H
Max. Output Power	2	v	v	v	v	v	v	v	v	v	v	v	v	v	v	v
	4	v	v	v	v	v	v	v	v	v	v	v	v	v	v	v
	5	v	v	v	v	-	-	v	v	v	v	v	v	v	v	v
	7	-	-	v	v	v	v	v	v	v	v	v	v	v	v	v
	12	v	v	v	v	-	-	v	v	v	v	v	v	v	v	v
	17	-	-	v	v	-	-	v	v	v	v	v	v	v	v	v
	66	v	v	v	v	v	v	v	v	v	v	v	v	v	v	v
Peak-to-Average Ratio	2						v	v	v	v	v		v	v	v	v
	5				v	-	-	v	v	v	v		v	v	v	v
	7	-	-				v	v	v	v	v		v	v	v	v
	12				v	-	-	v	v	v	v		v	v	v	v
	66						v	v	v	v	v		v	v	v	v
26dB and 99% Bandwidth	2	v	v	v	v	v	v	v	v	v			v	v	v	v
	5	v	v	v	v	-	-	v	v	v			v	v	v	v
	7	-	-	v	v	v	v	v	v	v			v	v	v	v
	12	v	v	v	v	-	-	v	v	v			v	v	v	v
	66	v	v	v	v	v	v	v	v	v			v	v	v	v
Conducted Band Edge	2	v	v	v	v	v	v	v	v	v	v		v	v		v
	5	v	v	v	v	-	-	v	v	v	v		v	v		v
	7	-	-	v	v	v	v	v	v	v	v		v	v		v
	12	v	v	v	v	-	-	v	v	v	v		v	v		v
	66	v	v	v	v	v	v	v	v	v	v		v	v		v



Test Items	Band	Bandwidth (MHz)						Modulation			RB #			Test Channel		
		1.4	3	5	10	15	20	QPSK	16QAM	64QAM	1	Half	Full	L	M	H
Conducted Spurious Emission	2	v	v	v	v	v	v	v	v	v	v			v	v	v
	5	v	v	v	v	-	-	v	v	v	v			v	v	v
	7	-	-	v	v	v	v	v	v	v	v			v	v	v
	12	v	v	v	v	-	-	v	v	v	v			v	v	v
	66	v	v	v	v	v	v	v	v	v	v			v	v	v
Frequency Stability	2				v			v					v		v	
	5				v	-	-	v					v		v	
	7	-	-		v			v					v		v	
	12				v	-	-	v					v		v	
	66				v			v					v		v	
E.R.P / E.I.R.P	2	v	v	v	v	v	v	v	v	v	v			v	v	v
	5	v	v	v	v	-	-	v	v	v	v			v	v	v
	7	-	-	v	v	v	v	v	v	v	v			v	v	v
	12	v	v	v	v	-	-	v	v	v	v			v	v	v
	66	v	v	v	v	v	v	v	v	v	v			v	v	v
Radiated Spurious Emission	2	Worst Case												v		
	5	Worst Case												v		
	7	Worst Case												v		
	12	Worst Case												v		
	66	Worst Case												v		
Note	<ol style="list-style-type: none"> The mark "v" means that this configuration is chosen for testing The mark "-" means that this bandwidth is not supported. The device is investigated from 30MHz to 10 times of fundamental signal for radiated spurious emission test under different RB size/offset and modulations in exploratory test. Subsequently, only the worst case emissions are reported. LTE Band 66 overlaps the entire frequency range of LTE Band 4. Therefore, the test results provided in this report covers Band 66 as well as Band 4. LTE Band 12 overlaps the entire frequency range of LTE Band 17. Therefore, the test results provided in this report covers Band 12 as well as Band 17. 															

2.2 Connection Diagram of Test System



2.3 Support Unit used in test configuration and system

Item	Equipment	Trade Name	Model No.	FCC ID	Data Cable	Power Cord
1.	Power Supply	GWINSTEK	PSS-2002	N/A	N/A	Unshielded, 1.8 m
2.	LTE Base Station	Anritsu	MT8820C	N/A	N/A	Unshielded, 1.8 m

2.4 Measurement Results Explanation Example

For all conducted test items:

The offset level is set in the spectrum analyzer to compensate the RF cable loss between EUT conducted output port and spectrum analyzer. With the offset compensation, the spectrum analyzer reading level is exactly the EUT RF output level.

The spectrum analyzer offset is derived from RF cable loss.

Offset = RF cable loss.

Following shows an offset computation example with cable loss 5.3 dB.

Example :

$$\begin{aligned} \text{Offset(dB)} &= \text{RF cable loss(dB)} \\ &= 5.3 \text{ (dB)} \end{aligned}$$



2.5 Frequency List of Low/Middle/High Channels

LTE Band 2 Channel and Frequency List				
BW [MHz]	Channel/Frequency(MHz)	Lowest	Middle	Highest
20	Channel	18700	18900	19100
	Frequency	1860	1880	1900
15	Channel	18675	18900	19125
	Frequency	1857.5	1880	1902.5
10	Channel	18650	18900	19150
	Frequency	1855	1880	1905
5	Channel	18625	18900	19175
	Frequency	1852.5	1880	1907.5
3	Channel	18615	18900	19185
	Frequency	1851.5	1880	1908.5
1.4	Channel	18607	18900	19193
	Frequency	1850.7	1880	1909.3

LTE Band 4 Channel and Frequency List				
BW [MHz]	Channel/Frequency(MHz)	Lowest	Middle	Highest
20	Channel	20050	20175	20300
	Frequency	1720	1732.5	1745
15	Channel	20025	20175	20325
	Frequency	1717.5	1732.5	1747.5
10	Channel	20000	20175	20350
	Frequency	1715	1732.5	1750
5	Channel	19975	20175	20375
	Frequency	1712.5	1732.5	1752.5
3	Channel	19965	20175	20385
	Frequency	1711.5	1732.5	1753.5
1.4	Channel	19957	20175	20393
	Frequency	1710.7	1732.5	1754.3



LTE Band 5 Channel and Frequency List				
BW [MHz]	Channel/Frequency(MHz)	Lowest	Middle	Highest
10	Channel	20450	20525	20600
	Frequency	829	836.5	844
5	Channel	20425	20525	20625
	Frequency	826.5	836.5	846.5
3	Channel	20415	20525	20635
	Frequency	825.5	836.5	847.5
1.4	Channel	20407	20525	20643
	Frequency	824.7	836.5	848.3

LTE Band 7 Channel and Frequency List				
BW [MHz]	Channel/Frequency(MHz)	Lowest	Middle	Highest
20	Channel	20850	21100	21350
	Frequency	2510	2535	2560
15	Channel	20825	21100	21375
	Frequency	2507.5	2535	2562.5
10	Channel	20800	21100	21400
	Frequency	2505	2535	2565
5	Channel	20775	21100	21425
	Frequency	2502.5	2535	2567.5



LTE Band 12 Channel and Frequency List				
BW [MHz]	Channel/Frequency(MHz)	Lowest	Middle	Highest
10	Channel	23060	23095	23130
	Frequency	704	707.5	711
5	Channel	23035	23095	23155
	Frequency	701.5	707.5	713.5
3	Channel	23025	23095	23165
	Frequency	700.5	707.5	714.5
1.4	Channel	23017	23095	23173
	Frequency	699.7	707.5	715.3

LTE Band 17 Channel and Frequency List				
BW [MHz]	Channel/Frequency(MHz)	Lowest	Middle	Highest
10	Channel	23780	23790	23800
	Frequency	709	710	711
5	Channel	23755	23790	23825
	Frequency	706.5	710	713.5

LTE Band 66 Channel and Frequency List				
BW [MHz]	Channel/Frequency(MHz)	Lowest	Middle	Highest
20	Channel	132072	132322	132572
	Frequency	1720	1745	1770
15	Channel	132047	132322	132597
	Frequency	1717.5	1745	1772.5
10	Channel	132022	132322	132622
	Frequency	1715	1745	1775
5	Channel	131997	132322	132647
	Frequency	1712.5	1745	1777.5
3	Channel	131987	132322	132657
	Frequency	1711.5	1745	1778.5
1.4	Channel	131979	132322	132665
	Frequency	1710.7	1745	1779.3

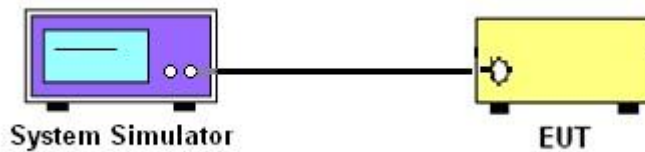
3 Conducted Test Items

3.1 Measuring Instruments

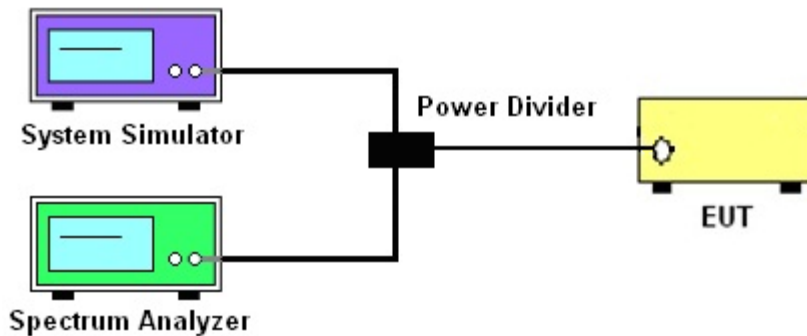
See list of measuring instruments of this test report.

3.2 Test Setup

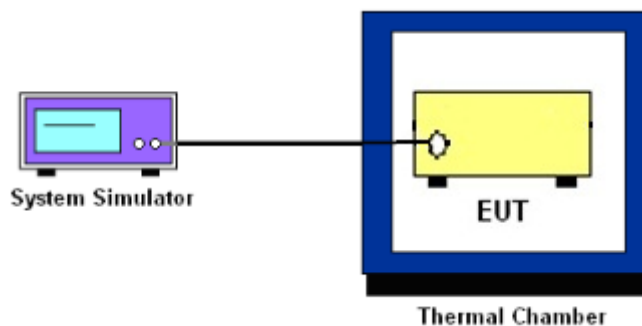
3.2.1 Conducted Output Power



3.2.2 Peak-to-Average Ratio, Occupied Bandwidth ,Conducted Band-Edge and Conducted Spurious Emission



3.2.3 Frequency Stability



3.3 Test Result of Conducted Test

Please refer to Appendix A.



3.4 Conducted Output Power and ERP/EIRP

3.4.1 Description of the Conducted Output Power Measurement and ERP/EIRP Measurement

A system simulator was used to establish communication with the EUT. Its parameters were set to force the EUT transmitting at maximum output power. The measured power in the radio frequency on the transmitter output terminals shall be reported.

The ERP of mobile transmitters must not exceed 7 Watts for LTE Band 5.

The ERP of mobile transmitters must not exceed 3 Watts for LTE Band 12 and Band 17.

The EIRP of mobile transmitters must not exceed 2 Watts for LTE Band 2 and Band 7.

The EIRP of mobile transmitters must not exceed 1 Watts for LTE Band 4 and Band 66.

According to KDB 412172 D01 Power Approach,

$EIRP = P_T + G_T - L_C$, $ERP = EIRP - 2.15$, where

P_T = transmitter output power in dBm

G_T = gain of the transmitting antenna in dBi

L_C = signal attenuation in the connecting cable between the transmitter and antenna in dB

3.4.2 Test Procedures

1. The testing follows ANSI C63.26 Section 5.2
2. The transmitter output port was connected to the system simulator.
3. Set EUT at maximum power through the system simulator.
4. Select lowest, middle, and highest channels for each band and different modulation.
5. Measure and record the power level from the system simulator.



3.5 Peak-to-Average Ratio

3.5.1 Description of the PAR Measurement

Power Complementary Cumulative Distribution Function (CCDF) curves provide a means for characterizing the power peaks of a digitally modulated signal on a statistical basis. A CCDF curve depicts the probability of the peak signal amplitude exceeding the average power level. Most contemporary measurement instrumentation include the capability to produce CCDF curves for an input signal provided that the instrument's resolution bandwidth can be set wide enough to accommodate the entire input signal bandwidth. In measuring transmissions in this band using an average power technique, the peak-to-average ratio (PAR) of the transmission may not exceed 13 dB.

3.5.2 Test Procedures

1. The testing follows ANSI C63.26 Section 5.2.3.4 (CCDF).
2. The EUT was connected to spectrum and system simulator via a power divider.
3. Set the CCDF (Complementary Cumulative Distribution Function) option in spectrum analyzer.
4. The highest RF powers were measured and recorded the maximum PAPR level associated with a probability of 0.1 %.
5. Record the deviation as Peak to Average Ratio.



3.6 Occupied Bandwidth

3.6.1 Description of Occupied Bandwidth Measurement

The occupied bandwidth is the width of a frequency band such that, below the lower and above the upper frequency limits, the mean powers emitted are each equal to a specified percentage 0.5% of the total mean transmitted power.

The 26 dB emission bandwidth is defined as the frequency range between two points, one above and one below the carrier frequency, at which the spectral density of the emission is attenuated 26 dB below the maximum in-band spectral density of the modulated signal. Spectral density (power per unit bandwidth) is to be measured with a detector of resolution bandwidth equal to approximately 1.0% of the emission bandwidth.

3.6.2 Test Procedures

1. The testing follows ANSI C63.26 Section 5.4
2. The EUT was connected to spectrum analyzer and system simulator via a power divider.
3. The spectrum analyzer center frequency is set to the nominal EUT channel center frequency. The span range for the spectrum analyzer shall be between two and five times the anticipated OBW.
4. The nominal resolution bandwidth (RBW) shall be in the range of 1 to 5 % of the anticipated OBW, and the VBW shall be at least 3 times the RBW.
5. Set the detection mode to peak, and the trace mode to max hold.
6. Determine the reference value: Set the EUT to transmit a modulated signal. Allow the trace to stabilize. Set the spectrum analyzer marker to the highest level of the displayed trace.
(this is the reference value)
7. Determine the “-26 dB down amplitude” as equal to (Reference Value – X).
8. Place two markers, one at the lowest and the other at the highest frequency of the envelope of the spectral display such that each marker is at or slightly below the “-X dB down amplitude” determined in step 6. If a marker is below this “-X dB down amplitude” value it shall be placed as close as possible to this value. The OBW is the positive frequency difference between the two markers.
9. Use the 99 % power bandwidth function of the spectrum analyzer and report the measured bandwidth.



3.7 Conducted Band Edge

3.7.1 Description of Conducted Band Edge Measurement

22.917(a)

For operations in the 824 – 849 MHz band, the FCC limit is $43 + 10\log_{10}(P[\text{Watts}])$ dB below the transmitter power P(Watts) in a 100kHz bandwidth. However, in the 1MHz bands immediately outside and adjacent to the licensee's frequency block, a resolution bandwidth of at least one percent of the emission bandwidth of the fundamental emission of the transmitter may be employed.

24.238 (a)

For operations in the 1850-1910 and 1930-1990 MHz band, the FCC limit is $43 + 10\log_{10}(P[\text{Watts}])$ dB below the transmitter power P(Watts) in a 1MHz bandwidth. However, in the 1 MHz bands immediately outside and adjacent to the frequency block a resolution bandwidth of at least one percent of the emission bandwidth of the fundamental emission of the transmitter may be employed.

27.53 (g)

For operations in the 600MHz band and 698 -746 MHz band, the FCC limit is $43 + 10\log_{10}(P[\text{Watts}])$ dB below the transmitter power P(Watts) in a 100 kHz bandwidth. However, in the 100 kilohertz bands immediately outside and adjacent to a licensee's frequency block, a resolution bandwidth of at least 30 kHz may be employed.

27.53 (h)

For operations in the 1710 – 1755 MHz band, the FCC limit is $43 + 10\log_{10}(P[\text{Watts}])$ dB below the transmitter power P(Watts) in a 1 MHz bandwidth. However, in the 1MHz bands immediately outside and adjacent to the licensee's frequency block, a resolution bandwidth of at least one percent of the emission bandwidth of the fundamental emission of the transmitter may be employed.

27.53(m)(4)

For mobile digital stations, the attenuation factor shall be not less than $40 + 10 \log (P)$ dB on all frequencies between the channel edge and 5 megahertz from the channel edge, $43 + 10 \log (P)$ dB on all frequencies between 5 megahertz and X megahertz from the channel edge, and $55 + 10 \log (P)$ dB on all frequencies more than X megahertz from the channel edge, where X is the greater of 6 megahertz or the actual emission bandwidth as defined in paragraph (m)(6) of this section. In addition, the attenuation factor shall not be less that $43 + 10 \log (P)$ dB on all frequencies between 2490.5 MHz and 2496 MHz and $55 + 10 \log (P)$ dB at or below 2490.5 MHz. Mobile Satellite Service licensees operating on frequencies below 2495 MHz may also submit a documented interference complaint against BRS licensees operating on channel BRS Channel 1 on the same terms and conditions as



adjacent channel BRS or EBS licensees.

3.7.2 Test Procedures

1. The testing follows ANSI C63.26 section 5.7
2. The EUT was connected to spectrum analyzer and system simulator via a power divider.
3. The band edges of low and high channels for the highest RF powers were measured.
4. Set RBW \geq 1% EBW in the 1MHz band immediately outside and adjacent to the band edge.
5. Beyond the 1 MHz band from the band edge, RBW=1MHz was used or a narrower RBW was used and the measured power was integrated over the full required measurement bandwidth of 1 MHz.
6. Set spectrum analyzer with RMS detector.
7. The RF fundamental frequency should be excluded against the limit line in the operating frequency band.
8. Checked that all the results comply with the emission limit line.

Example:

The limit line is derived from $43 + 10\log(P)$ dB below the transmitter power P(Watts)

$$= P(W) - [43 + 10\log(P)] \text{ (dB)}$$

$$= [30 + 10\log(P)] \text{ (dBm)} - [43 + 10\log(P)] \text{ (dB)} = -13\text{dBm}.$$

9. For LTE Band 7, the other 40 dB, and 55 dB have additionally applied same calculation above.



3.8 Conducted Spurious Emission

3.8.1 Description of Conducted Spurious Emission Measurement

The power of any emission outside of the authorized operating frequency ranges must be lower than the transmitter power (P) by a factor of at least $43 + 10 \log (P)$ dB.

For Band 7:

The power of any emission outside of the authorized operating frequency ranges must be lower than the transmitter power (P) by a factor of at least $55 + 10 \log (P)$ dB.

It is measured by means of a calibrated spectrum analyzer and scanned from 30 MHz up to a frequency including its 10th harmonic.

3.8.2 Test Procedures

1. The testing follows ANSI C63.26 section 5.7
2. The EUT was connected to spectrum analyzer and system simulator via a power divider.
3. The RF output of EUT was connected to the spectrum analyzer by RF cable and attenuator. The path loss was compensated to the results for each measurement.
4. The middle channel for the highest RF power within the transmitting frequency was measured.
5. The conducted spurious emission for the whole frequency range was taken.
6. Make the measurement with the spectrum analyzer's RBW = 1MHz, VBW = 3MHz.
7. Set spectrum analyzer with RMS detector.
8. Taking the record of maximum spurious emission.
9. The RF fundamental frequency should be excluded against the limit line in the operating frequency band.
10. The limit line is derived from $43 + 10\log(P)$ dB below the transmitter power P(Watts)
 $= P(W) - [43 + 10\log(P)]$ (dB)
 $= [30 + 10\log(P)]$ (dBm) - $[43 + 10\log(P)]$ (dB)
 $= -13$ dBm.
11. For Band 7
The limit line is derived from $55 + 10\log(P)$ dB below the transmitter power P(Watts)
 $= P(W) - [55 + 10\log(P)]$ (dB)
 $= [30 + 10\log(P)]$ (dBm) - $[55 + 10\log(P)]$ (dB)
 $= -25$ dBm.



3.9 Frequency Stability

3.9.1 Description of Frequency Stability Measurement

The frequency stability shall be measured by variation of ambient temperature and variation of primary supply voltage to ensure that the fundamental emission stays within the authorized frequency block. The frequency stability of the transmitter shall be maintained within $\pm 0.00025\%$ ($\pm 2.5\text{ppm}$) of the center frequency.

3.9.2 Test Procedures for Temperature Variation

1. The testing follows ANSI C63.26 section 5.6.4
2. The EUT was set up in the thermal chamber and connected with the system simulator.
3. With power OFF, the temperature was decreased to -30°C and the EUT was stabilized before testing. Power was applied and the maximum change in frequency was recorded within one minute.
4. With power OFF, the temperature was raised in 10°C step up to 50°C . The EUT was stabilized at each step for at least half an hour. Power was applied and the maximum frequency change was recorded within one minute.

3.9.3 Test Procedures for Voltage Variation

1. The testing follows ANSI C63.26 section 5.6.5
2. The EUT was placed in a temperature chamber at $20\pm 5^{\circ}\text{C}$ and connected with the system simulator.
3. The power supply voltage to the EUT was varied from 85% to 115% of the nominal value for other than hand carried battery equipment.
4. For hand carried, battery powered equipment, reduce the primary ac or dc supply voltage to the battery operating end point, which shall be specified by the manufacturer.
5. The variation in frequency was measured for the worst case.

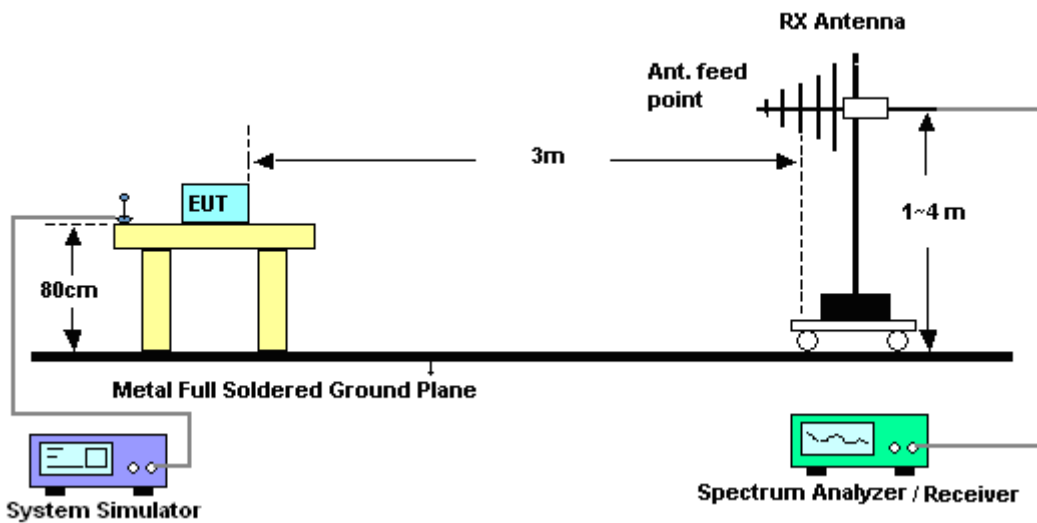
4 Radiated Test Items

4.1 Measuring Instruments

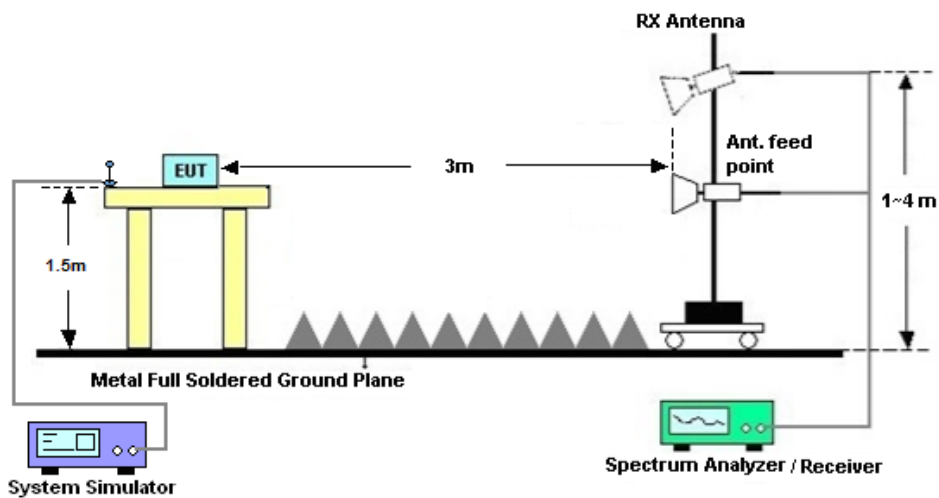
See list of measuring instruments of this test report.

4.2 Test Setup

4.2.1 For radiated test from 30MHz to 1GHz



4.2.2 For radiated test above 1GHz



4.3 Test Result of Radiated Test

Please refer to Appendix B.



4.4 Radiated Spurious Emission

4.4.1 Description of Radiated Spurious Emission

The radiated spurious emission was measured by substitution method according to ANSI C63.26. The power of any emission outside of the authorized operating frequency ranges must be attenuated below the transmitter power (P) by a factor of at least $43 + 10 \log (P)$ dB.

For Band 7

The power of any emission outside of the authorized operating frequency ranges must be attenuated below the transmitter power (P) by a factor of at least $55 + 10 \log (P)$ dB.

The spectrum is scanned from 30 MHz up to a frequency including its 10th harmonic.

4.4.2 Test Procedures

1. The testing follows ANSI C63.26 Section 5.5
2. The EUT was placed on a turntable with 0.8 meter height for frequency below 1GHz and 1.5 meter height for frequency above 1GHz respectively above ground.
3. The EUT was set 3 meters from the receiving antenna mounted on the antenna tower.
4. The table was rotated 360 degrees to determine the position of the highest spurious emission.
5. The height of the receiving antenna is varied between 1m to 4m to search the maximum spurious emission for both horizontal and vertical polarizations.
6. During the measurement, the system simulator parameters were set to force the EUT transmitting at maximum output power.
7. Make the measurement with the spectrum analyzer's RBW = 1MHz, VBW = 3MHz, taking the record of maximum spurious emission.
8. A horn antenna was substituted in place of the EUT and was driven by a signal generator.
9. Tune the output power of signal generator to the same emission level with EUT maximum spurious emission.
10. $EIRP (dBm) = S.G. Power - Tx Cable Loss + Tx Antenna Gain$
11. $ERP (dBm) = EIRP - 2.15$
12. The RF fundamental frequency should be excluded against the limit line in the operating frequency band.

The limit line is derived from $43 + 10\log(P)$ dB below the transmitter power P(Watts)
 $= P(W) - [43 + 10\log(P)] (dB)$
 $= [30 + 10\log(P)] (dBm) - [43 + 10\log(P)] (dB)$
 $= -13dBm.$

13. For Band 7:

The limit line is derived from $55 + 10\log(P)$ dB below the transmitter power P(Watts)



5 List of Measuring Equipment

Instrument	Manufacturer	Model No.	Serial No.	Characteristics	Calibration Date	Test Date	Due Date	Remark
Spectrum Analyzer	R&S	FSV40	101040	10Hz~40GHz	Nov. 02, 2019	Jun. 25, 2020~ Jun. 27, 2020	Nov. 01, 2020	Conducted (TH01-KS)
Thermal Chamber	Ten Billion	TTC-B3S	TBN-960502	-40~+150°C	Oct. 28, 2019	Jun. 25, 2020~ Jun. 27, 2020	Oct. 27, 2020	Conducted (TH01-KS)
EXA Spectrum Analyzer	Keysight	N9010A	MY55150244	10Hz-44G,MAX 30dB	Apr. 15, 2020	Jun. 28, 2020	Apr. 14, 2021	Radiation (03CH04-KS)
Bilog Antenna	TeseQ	CBL6111D	49921	30MHz-1GHz	May 30, 2020	Jun. 28, 2020	May 29, 2021	Radiation (03CH04-KS)
Horn Antenna	Schwarzbeck	BBHA9120D	1356	1GHz~18GHz	Apr. 20, 2020	Jun. 28, 2020	Apr. 19, 2021	Radiation (03CH04-KS)
SHF-EHF Horn	Com-power	AH-840	101115	18GHz~40GHz	Nov. 10, 2019	Jun. 28, 2020	Nov. 09, 2020	Radiation (03CH04-KS)
Amplifier	SONOMA	310N	187289	9KHz-1GHz	Aug. 06, 2019	Jun. 28, 2020	Aug. 05, 2020	Radiation (03CH04-KS)
Amplifier	MITEQ	EM18G40G GA	060728	18~40GHz	Jan. 08, 2020	Jun. 28, 2020	Jan. 07, 2021	Radiation (03CH04-KS)
high gain Amplifier	MITEQ	AMF-7D-00 101800-30-1 QP	2025788	1Ghz-18Ghz	Aug. 16, 2019	Jun. 28, 2020	Aug. 15, 2020	Radiation (03CH04-KS)
Amplifier	Keysight	83017A	MY57280106	500MHz~26.5GHz	Oct. 15, 2019	Jun. 28, 2020	Oct. 14, 2020	Radiation (03CH04-KS)
AC Power Source	Chroma	61601	F104090004	N/A	NCR	Jun. 28, 2020	NCR	Radiation (03CH04-KS)
Turn Table	ChamPro	EM 1000-T	060762-T	0~360 degree	NCR	Jun. 28, 2020	NCR	Radiation (03CH04-KS)
Antenna Mast	ChamPro	EM 1000-A	060762-A	1 m~4 m	NCR	Jun. 28, 2020	NCR	Radiation (03CH04-KS)



6 Uncertainty of Evaluation

The measurement uncertainties shown below were calculated in accordance with the requirements of ANSI 63.26-2015. All the measurement uncertainty value were shown with a coverage K=2 to indicate 95% level of confidence. The measurement data show herein meets or exceeds the CISPR measurement uncertainty values specified in CISPR 16-4-2 and can be compared directly to specified limit to determine compliance.

Uncertainty of Radiated Emission Measurement (30 MHz ~ 1000 MHz)

Measuring Uncertainty for a Level of Confidence of 95% (U = 2Uc(y))	3.3dB
---	-------

Uncertainty of Radiated Emission Measurement (1 GHz ~ 40 GHz)

Measuring Uncertainty for a Level of Confidence of 95% (U = 2Uc(y))	2.8dB
---	-------



Appendix A. Test Results of Conducted Test

Conducted Output Power(Average power)

LTE Band 2						
BW [MHz]	Modulation	RB Size	RB Offset	Power Low Ch. / Freq.	Power Middle Ch. / Freq.	Power High Ch. / Freq.
Channel				18700	18900	19100
Frequency (MHz)				1860	1880	1900
20	QPSK	1	0	23.05	23.16	23.01
20	QPSK	1	49	22.98	23.06	23.10
20	QPSK	1	99	22.96	23.00	22.94
20	QPSK	50	0	22.00	22.14	22.03
20	QPSK	50	24	22.02	22.08	22.13
20	QPSK	50	50	22.07	22.06	22.07
20	QPSK	100	0	22.10	22.12	21.96
20	16QAM	1	0	22.43	22.50	22.40
20	16QAM	1	49	22.41	22.42	22.48
20	16QAM	1	99	22.34	22.39	22.31
20	16QAM	50	0	21.15	21.20	21.19
20	16QAM	50	24	21.16	21.21	21.25
20	16QAM	50	50	21.17	21.17	21.16
20	16QAM	100	0	21.19	21.19	21.11
20	64QAM	1	0	21.56	21.57	21.52
20	64QAM	1	49	21.49	21.53	21.56
20	64QAM	1	99	21.45	21.47	21.37
20	64QAM	50	0	20.36	20.39	20.35
20	64QAM	50	24	20.38	20.41	20.44
20	64QAM	50	50	20.36	20.39	20.36
20	64QAM	100	0	20.41	20.41	20.32
Channel				18675	18900	19125
Frequency (MHz)				1857.5	1880	1902.5
15	QPSK	1	0	22.99	23.05	23.13
15	QPSK	1	37	22.96	23.04	23.06
15	QPSK	1	74	22.88	22.99	22.95
15	QPSK	36	0	22.04	22.07	22.09
15	QPSK	36	20	22.03	22.11	22.12
15	QPSK	36	39	21.97	22.03	22.03
15	QPSK	75	0	21.98	22.05	22.06
15	16QAM	1	0	22.39	22.38	22.48
15	16QAM	1	37	22.38	22.38	22.42
15	16QAM	1	74	22.30	22.32	22.33
15	16QAM	36	0	21.15	21.23	21.25



15	16QAM	36	20	21.18	21.23	21.26
15	16QAM	36	39	21.09	21.21	21.16
15	16QAM	75	0	21.14	21.19	21.21
15	64QAM	1	0	21.55	21.54	21.60
15	64QAM	1	37	21.51	21.51	21.50
15	64QAM	1	74	21.39	21.44	21.41
15	64QAM	36	0	20.39	20.44	20.44
15	64QAM	36	20	20.41	20.44	20.47
15	64QAM	36	39	20.31	20.42	20.38
15	64QAM	75	0	20.37	20.41	20.41
Channel				18650	18900	19150
Frequency (MHz)				1855	1880	1905
10	QPSK	1	0	23.11	23.15	23.09
10	QPSK	1	25	22.99	23.04	23.05
10	QPSK	1	49	22.96	23.06	22.95
10	QPSK	25	0	22.02	22.10	22.11
10	QPSK	25	12	22.02	22.10	22.07
10	QPSK	25	25	21.96	22.06	22.05
10	QPSK	50	0	21.99	22.07	22.07
10	16QAM	1	0	22.47	22.48	22.44
10	16QAM	1	25	22.37	22.42	22.41
10	16QAM	1	49	22.41	22.45	22.31
10	16QAM	25	0	21.17	21.23	21.22
10	16QAM	25	12	21.16	21.21	21.21
10	16QAM	25	25	21.10	21.18	21.15
10	16QAM	50	0	21.11	21.20	21.18
10	64QAM	1	0	21.59	21.59	21.57
10	64QAM	1	25	21.47	21.51	21.51
10	64QAM	1	49	21.47	21.53	21.40
10	64QAM	25	0	20.38	20.43	20.43
10	64QAM	25	12	20.39	20.44	20.42
10	64QAM	25	25	20.30	20.39	20.36
10	64QAM	50	0	20.33	20.40	20.39
Channel				18625	18900	19175
Frequency (MHz)				1852.5	1880	1907.5
5	QPSK	1	0	22.97	23.02	23.00
5	QPSK	1	12	22.99	23.04	23.01
5	QPSK	1	24	22.91	23.00	22.96
5	QPSK	12	0	22.04	22.10	22.08
5	QPSK	12	7	22.03	22.13	22.10
5	QPSK	12	13	21.99	22.06	22.03
5	QPSK	25	0	21.98	22.07	22.07
5	16QAM	1	0	22.32	22.37	22.38
5	16QAM	1	12	22.40	22.36	22.37
5	16QAM	1	24	22.32	22.36	22.32



5	16QAM	12	0	21.16	21.22	21.20
5	16QAM	12	7	21.22	21.25	21.22
5	16QAM	12	13	21.14	21.19	21.17
5	16QAM	25	0	21.11	21.21	21.17
5	64QAM	1	0	21.50	21.51	21.48
5	64QAM	1	12	21.49	21.50	21.48
5	64QAM	1	24	21.44	21.45	21.45
5	64QAM	12	0	20.36	20.44	20.39
5	64QAM	12	7	20.37	20.45	20.42
5	64QAM	12	13	20.34	20.39	20.39
5	64QAM	25	0	20.29	20.39	20.37
Channel				18615	18900	19185
Frequency (MHz)				1851.5	1880	1908.5
3	QPSK	1	0	22.96	23.04	22.96
3	QPSK	1	8	22.95	23.05	22.95
3	QPSK	1	14	22.92	23.00	22.92
3	QPSK	8	0	22.00	22.06	22.00
3	QPSK	8	4	22.05	22.09	22.05
3	QPSK	8	7	21.98	22.07	21.98
3	QPSK	15	0	21.97	22.05	21.97
3	16QAM	1	0	22.36	22.40	22.36
3	16QAM	1	8	22.39	22.44	22.39
3	16QAM	1	14	22.30	22.37	22.30
3	16QAM	8	0	21.21	21.24	21.21
3	16QAM	8	4	21.23	21.30	21.23
3	16QAM	8	7	21.18	21.24	21.18
3	16QAM	15	0	21.13	21.18	21.13
3	64QAM	1	0	21.45	21.49	21.45
3	64QAM	1	8	21.49	21.54	21.49
3	64QAM	1	14	21.44	21.48	21.44
3	64QAM	8	0	20.37	20.44	20.37
3	64QAM	8	4	20.41	20.46	20.41
3	64QAM	8	7	20.34	20.39	20.34
3	64QAM	15	0	20.33	20.38	20.33
Channel				18607	18900	19193
Frequency (MHz)				1850.7	1880	1909.3
1.4	QPSK	1	0	22.90	22.96	22.92
1.4	QPSK	1	3	22.97	23.06	23.02
1.4	QPSK	1	5	22.94	22.98	22.92
1.4	QPSK	3	0	22.96	22.98	22.96
1.4	QPSK	3	1	22.99	23.08	23.03
1.4	QPSK	3	3	22.96	23.04	22.97
1.4	QPSK	6	0	21.93	22.02	21.97
1.4	16QAM	1	0	22.28	22.32	22.27
1.4	16QAM	1	3	22.39	22.40	22.31



1.4	16QAM	1	5	22.30	22.32	22.25
1.4	16QAM	3	0	22.08	22.10	22.08
1.4	16QAM	3	1	22.12	22.17	22.11
1.4	16QAM	3	3	22.04	22.07	22.03
1.4	16QAM	6	0	21.15	21.19	21.18
1.4	64QAM	1	0	21.38	21.44	21.40
1.4	64QAM	1	3	21.49	21.47	21.49
1.4	64QAM	1	5	21.41	21.41	21.36
1.4	64QAM	3	0	21.34	21.35	21.32
1.4	64QAM	3	1	21.35	21.41	21.31
1.4	64QAM	3	3	21.32	21.35	21.29
1.4	64QAM	6	0	20.26	20.34	20.30



LTE Band 4						
BW [MHz]	Modulation	RB Size	RB Offset	Power Low Ch. / Freq.	Power Middle Ch. / Freq.	Power High Ch. / Freq.
Channel				20050	20175	20300
Frequency (MHz)				1720	1732.5	1745
20	QPSK	1	0	23.02	23.06	23.02
20	QPSK	1	49	22.99	23.07	23.00
20	QPSK	1	99	22.97	22.93	22.96
20	QPSK	50	0	22.03	22.16	22.12
20	QPSK	50	24	22.13	22.14	22.05
20	QPSK	50	50	22.05	22.02	22.07
20	QPSK	100	0	22.08	22.09	22.03
20	16QAM	1	0	22.37	22.53	22.50
20	16QAM	1	49	22.42	22.54	22.50
20	16QAM	1	99	22.42	22.36	22.35
20	16QAM	50	0	21.18	21.26	21.20
20	16QAM	50	24	21.24	21.26	21.19
20	16QAM	50	50	21.20	21.16	21.20
20	16QAM	100	0	21.21	21.21	21.12
20	64QAM	1	0	21.48	21.65	21.61
20	64QAM	1	49	21.53	21.66	21.62
20	64QAM	1	99	21.55	21.45	21.50
20	64QAM	50	0	20.37	20.48	20.42
20	64QAM	50	24	20.47	20.45	20.38
20	64QAM	50	50	20.41	20.37	20.40
20	64QAM	100	0	20.42	20.43	20.37
Channel				20025	20175	20325
Frequency (MHz)				1717.5	1732.5	1747.5
15	QPSK	1	0	23.03	23.03	23.00
15	QPSK	1	37	22.99	23.02	23.02
15	QPSK	1	74	23.01	22.96	22.97
15	QPSK	36	0	22.03	22.14	22.04
15	QPSK	36	20	22.15	22.10	22.15
15	QPSK	36	39	22.05	22.04	22.09
15	QPSK	75	0	22.07	22.08	22.02
15	16QAM	1	0	22.38	22.61	22.49
15	16QAM	1	37	22.38	22.50	22.49
15	16QAM	1	74	22.41	22.40	22.33
15	16QAM	36	0	21.16	21.28	21.18
15	16QAM	36	20	21.28	21.26	21.27
15	16QAM	36	39	21.20	21.20	21.17
15	16QAM	75	0	21.21	21.22	21.11
15	64QAM	1	0	21.47	21.67	21.57
15	64QAM	1	37	21.47	21.61	21.58
15	64QAM	1	74	21.57	21.51	21.48
15	64QAM	36	0	20.37	20.52	20.35
15	64QAM	36	20	20.47	20.48	20.48
15	64QAM	36	39	20.43	20.41	20.39



15	64QAM	75	0	20.39	20.48	20.33
Channel				20000	20175	20350
Frequency (MHz)				1715	1732.5	1750
10	QPSK	1	0	22.98	23.01	23.02
10	QPSK	1	25	22.98	23.01	23.08
10	QPSK	1	49	22.90	22.97	22.96
10	QPSK	25	0	22.03	22.14	22.14
10	QPSK	25	12	22.04	22.10	22.14
10	QPSK	25	25	21.97	22.08	22.07
10	QPSK	50	0	22.01	22.07	22.11
10	16QAM	1	0	22.34	22.58	22.53
10	16QAM	1	25	22.36	22.49	22.47
10	16QAM	1	49	22.33	22.37	22.36
10	16QAM	25	0	21.14	21.23	21.23
10	16QAM	25	12	21.16	21.24	21.21
10	16QAM	25	25	21.09	21.16	21.15
10	16QAM	50	0	21.13	21.23	21.19
10	64QAM	1	0	21.47	21.64	21.59
10	64QAM	1	25	21.51	21.63	21.56
10	64QAM	1	49	21.42	21.50	21.49
10	64QAM	25	0	20.36	20.43	20.45
10	64QAM	25	12	20.36	20.44	20.45
10	64QAM	25	25	20.32	20.37	20.38
10	64QAM	50	0	20.31	20.43	20.42
Channel				19975	20175	20375
Frequency (MHz)				1712.5	1732.5	1752.5
5	QPSK	1	0	22.95	23.07	23.05
5	QPSK	1	12	22.97	23.06	23.01
5	QPSK	1	24	22.92	23.01	23.00
5	QPSK	12	0	22.00	22.10	22.11
5	QPSK	12	7	22.06	22.11	22.12
5	QPSK	12	13	22.00	22.07	22.05
5	QPSK	25	0	21.99	22.06	22.08
5	16QAM	1	0	22.30	22.52	22.36
5	16QAM	1	12	22.38	22.47	22.41
5	16QAM	1	24	22.31	22.42	22.38
5	16QAM	12	0	21.10	21.23	21.20
5	16QAM	12	7	21.14	21.27	21.25
5	16QAM	12	13	21.10	21.23	21.16
5	16QAM	25	0	21.09	21.19	21.16
5	64QAM	1	0	21.45	21.65	21.49
5	64QAM	1	12	21.43	21.63	21.53
5	64QAM	1	24	21.44	21.51	21.43
5	64QAM	12	0	20.29	20.43	20.41
5	64QAM	12	7	20.36	20.47	20.42
5	64QAM	12	13	20.29	20.40	20.39
5	64QAM	25	0	20.31	20.42	20.40
Channel				19965	20175	20385
Frequency (MHz)				1711.5	1732.5	1753.5
3	QPSK	1	0	22.95	23.06	23.04



3	QPSK	1	8	22.98	23.05	23.02
3	QPSK	1	14	22.90	23.00	22.97
3	QPSK	8	0	21.98	22.07	22.09
3	QPSK	8	4	22.03	22.12	22.10
3	QPSK	8	7	21.96	22.07	22.03
3	QPSK	15	0	22.00	22.08	22.10
3	16QAM	1	0	22.25	22.45	22.41
3	16QAM	1	8	22.35	22.51	22.38
3	16QAM	1	14	22.30	22.42	22.37
3	16QAM	8	0	21.15	21.29	21.20
3	16QAM	8	4	21.20	21.30	21.24
3	16QAM	8	7	21.18	21.27	21.21
3	16QAM	15	0	21.13	21.23	21.20
3	64QAM	1	0	21.43	21.63	21.49
3	64QAM	1	8	21.45	21.57	21.53
3	64QAM	1	14	21.43	21.55	21.47
3	64QAM	8	0	20.33	20.44	20.40
3	64QAM	8	4	20.41	20.48	20.41
3	64QAM	8	7	20.35	20.43	20.40
3	64QAM	15	0	20.33	20.43	20.38
Channel				19957	20175	20393
Frequency (MHz)				1710.7	1732.5	1754.3
1.4	QPSK	1	0	22.87	22.99	22.94
1.4	QPSK	1	3	22.95	23.00	23.04
1.4	QPSK	1	5	22.88	22.98	22.93
1.4	QPSK	3	0	22.94	23.04	23.01
1.4	QPSK	3	1	22.97	23.08	23.04
1.4	QPSK	3	3	22.95	23.04	23.00
1.4	QPSK	6	0	21.92	22.05	22.02
1.4	16QAM	1	0	22.21	22.42	22.32
1.4	16QAM	1	3	22.30	22.50	22.45
1.4	16QAM	1	5	22.23	22.34	22.31
1.4	16QAM	3	0	22.01	22.21	22.13
1.4	16QAM	3	1	22.07	22.20	22.13
1.4	16QAM	3	3	22.01	22.19	22.11
1.4	16QAM	6	0	21.15	21.23	21.19
1.4	64QAM	1	0	21.36	21.53	21.46
1.4	64QAM	1	3	21.40	21.59	21.47
1.4	64QAM	1	5	21.34	21.55	21.42
1.4	64QAM	3	0	21.27	21.47	21.39
1.4	64QAM	3	1	21.31	21.46	21.40
1.4	64QAM	3	3	21.26	21.40	21.38
1.4	64QAM	6	0	20.27	20.34	20.32



LTE Band 5						
BW [MHz]	Modulation	RB Size	RB Offset	Power Low Ch. / Freq.	Power Middle Ch. / Freq.	Power High Ch. / Freq.
Channel				20450	20525	20600
Frequency (MHz)				829	836.5	844
10	QPSK	1	0	22.93	22.99	22.91
10	QPSK	1	25	22.87	22.93	22.98
10	QPSK	1	49	22.92	22.84	22.88
10	QPSK	25	0	21.95	22.02	21.90
10	QPSK	25	12	22.01	21.95	21.98
10	QPSK	25	25	21.96	21.92	21.93
10	QPSK	50	0	22.01	22.03	21.87
10	16QAM	1	0	22.27	22.30	22.24
10	16QAM	1	25	22.24	22.28	22.32
10	16QAM	1	49	22.28	22.20	22.23
10	16QAM	25	0	21.02	21.11	21.02
10	16QAM	25	12	21.15	21.08	21.11
10	16QAM	25	25	21.10	20.98	21.00
10	16QAM	50	0	21.10	21.04	20.97
10	64QAM	1	0	21.38	21.46	21.35
10	64QAM	1	25	21.38	21.44	21.42
10	64QAM	1	49	21.42	21.35	21.33
10	64QAM	25	0	20.22	20.32	20.25
10	64QAM	25	12	20.37	20.29	20.33
10	64QAM	25	25	20.32	20.20	20.22
10	64QAM	50	0	20.31	20.23	20.18
Channel				20425	20525	20625
Frequency (MHz)				826.5	836.5	846.5
5	QPSK	1	0	22.92	22.92	22.94
5	QPSK	1	12	22.92	22.93	22.93
5	QPSK	1	24	22.88	22.88	22.85
5	QPSK	12	0	21.94	21.95	21.93
5	QPSK	12	7	21.95	21.97	21.95
5	QPSK	12	13	21.89	21.89	21.91
5	QPSK	25	0	21.89	21.94	21.93
5	16QAM	1	0	22.23	22.26	22.28
5	16QAM	1	12	22.25	22.25	22.24
5	16QAM	1	24	22.21	22.23	22.24
5	16QAM	12	0	21.06	21.05	21.04
5	16QAM	12	7	21.07	21.08	21.08
5	16QAM	12	13	21.02	21.02	21.01
5	16QAM	25	0	21.03	21.05	21.01
5	64QAM	1	0	21.35	21.41	21.39
5	64QAM	1	12	21.37	21.41	21.40
5	64QAM	1	24	21.33	21.34	21.34
5	64QAM	12	0	20.23	20.25	20.22
5	64QAM	12	7	20.28	20.27	20.27
5	64QAM	12	13	20.23	20.23	20.20



5	64QAM	25	0	20.25	20.27	20.23
Channel				20415	20525	20635
Frequency (MHz)				825.5	836.5	847.5
3	QPSK	1	0	22.92	22.91	22.93
3	QPSK	1	8	22.91	22.90	22.91
3	QPSK	1	14	22.88	22.87	22.88
3	QPSK	8	0	21.91	21.93	21.88
3	QPSK	8	4	21.92	21.95	21.94
3	QPSK	8	7	21.91	21.93	21.89
3	QPSK	15	0	21.90	21.91	21.90
3	16QAM	1	0	22.19	22.23	22.22
3	16QAM	1	8	22.23	22.27	22.27
3	16QAM	1	14	22.23	22.19	22.19
3	16QAM	8	0	21.08	21.10	21.04
3	16QAM	8	4	21.08	21.09	21.08
3	16QAM	8	7	21.07	21.10	21.02
3	16QAM	15	0	21.04	21.02	21.04
3	64QAM	1	0	21.35	21.35	21.36
3	64QAM	1	8	21.31	21.37	21.39
3	64QAM	1	14	21.34	21.31	21.30
3	64QAM	8	0	20.26	20.28	20.22
3	64QAM	8	4	20.28	20.27	20.25
3	64QAM	8	7	20.23	20.26	20.22
3	64QAM	15	0	20.24	20.23	20.23
Channel				20407	20525	20643
Frequency (MHz)				824.7	836.5	848.3
1.4	QPSK	1	0	22.84	22.83	22.81
1.4	QPSK	1	3	22.95	22.92	22.91
1.4	QPSK	1	5	22.85	22.81	22.82
1.4	QPSK	3	0	22.88	22.87	22.84
1.4	QPSK	3	1	22.95	22.90	22.90
1.4	QPSK	3	3	22.89	22.88	22.86
1.4	QPSK	6	0	21.84	21.86	21.84
1.4	16QAM	1	0	22.19	22.18	22.18
1.4	16QAM	1	3	22.24	22.28	22.22
1.4	16QAM	1	5	22.16	22.17	22.15
1.4	16QAM	3	0	21.97	21.98	21.95
1.4	16QAM	3	1	22.01	22.00	21.94
1.4	16QAM	3	3	21.94	21.95	21.89
1.4	16QAM	6	0	21.02	21.03	20.97
1.4	64QAM	1	0	21.34	21.30	21.24
1.4	64QAM	1	3	21.37	21.37	21.36
1.4	64QAM	1	5	21.25	21.31	21.23
1.4	64QAM	3	0	21.23	21.24	21.18
1.4	64QAM	3	1	21.29	21.24	21.23
1.4	64QAM	3	3	21.20	21.24	21.14
1.4	64QAM	6	0	20.17	20.16	20.11



LTE Band 7						
BW [MHz]	Modulation	RB Size	RB Offset	Power Low Ch. / Freq.	Power Middle Ch. / Freq.	Power High Ch. / Freq.
Channel				20850	21100	21350
Frequency (MHz)				2510	2535	2560
20	QPSK	1	0	22.53	22.69	22.54
20	QPSK	1	49	22.50	22.44	22.58
20	QPSK	1	99	22.57	22.52	22.63
20	QPSK	50	0	22.13	22.28	22.18
20	QPSK	50	24	22.18	22.08	22.22
20	QPSK	50	50	22.19	22.13	22.27
20	QPSK	100	0	22.15	22.25	22.24
20	16QAM	1	0	22.47	22.47	22.50
20	16QAM	1	49	22.45	22.42	22.54
20	16QAM	1	99	22.49	22.46	22.60
20	16QAM	50	0	21.22	21.12	21.28
20	16QAM	50	24	21.26	21.18	21.32
20	16QAM	50	50	21.24	21.20	21.34
20	16QAM	100	0	21.23	21.14	21.30
20	64QAM	1	0	21.58	21.55	21.63
20	64QAM	1	49	21.53	21.54	21.66
20	64QAM	1	99	21.61	21.59	21.70
20	64QAM	50	0	20.42	20.33	20.50
20	64QAM	50	24	20.49	20.39	20.54
20	64QAM	50	50	20.45	20.43	20.56
20	64QAM	100	0	20.46	20.38	20.52
Channel				20825	21100	21375
Frequency (MHz)				2507.5	2535	2562.5
15	QPSK	1	0	22.60	22.44	22.58
15	QPSK	1	37	22.60	22.44	22.59
15	QPSK	1	74	22.61	22.54	22.68
15	QPSK	36	0	22.23	22.07	22.20
15	QPSK	36	20	22.20	22.09	22.25
15	QPSK	36	39	22.20	22.13	22.26
15	QPSK	75	0	22.17	22.06	22.22
15	16QAM	1	0	22.49	22.39	22.55
15	16QAM	1	37	22.49	22.42	22.57
15	16QAM	1	74	22.53	22.53	22.63
15	16QAM	36	0	21.32	21.10	21.31
15	16QAM	36	20	21.26	21.20	21.37
15	16QAM	36	39	21.25	21.19	21.32
15	16QAM	75	0	21.24	21.18	21.33
15	64QAM	1	0	21.64	21.50	21.65
15	64QAM	1	37	21.66	21.50	21.64
15	64QAM	1	74	21.63	21.63	21.74
15	64QAM	36	0	20.50	20.33	20.53
15	64QAM	36	20	20.45	20.41	20.59
15	64QAM	36	39	20.44	20.42	20.54
15	64QAM	75	0	20.47	20.40	20.56



Channel				20800	21100	21400
Frequency (MHz)				2505	2535	2565
10	QPSK	1	0	22.58	22.44	22.56
10	QPSK	1	25	22.62	22.46	22.60
10	QPSK	1	49	22.57	22.50	22.66
10	QPSK	25	0	22.20	22.06	22.20
10	QPSK	25	12	22.23	22.10	22.22
10	QPSK	25	25	22.19	22.08	22.23
10	QPSK	50	0	22.14	22.06	22.22
10	16QAM	1	0	22.45	22.42	22.51
10	16QAM	1	25	22.52	22.43	22.52
10	16QAM	1	49	22.55	22.44	22.62
10	16QAM	25	0	21.30	21.14	21.28
10	16QAM	25	12	21.35	21.17	21.32
10	16QAM	25	25	21.22	21.21	21.34
10	16QAM	50	0	21.23	21.18	21.31
10	64QAM	1	0	21.61	21.47	21.58
10	64QAM	1	25	21.61	21.52	21.66
10	64QAM	1	49	21.62	21.56	21.67
10	64QAM	25	0	20.52	20.36	20.46
10	64QAM	25	12	20.57	20.39	20.49
10	64QAM	25	25	20.45	20.40	20.51
10	64QAM	50	0	20.44	20.40	20.52
Channel				20775	21100	21425
Frequency (MHz)				2502.5	2535	2567.5
5	QPSK	1	0	22.57	22.41	22.55
5	QPSK	1	12	22.60	22.43	22.58
5	QPSK	1	24	22.62	22.46	22.61
5	QPSK	12	0	22.20	22.01	22.19
5	QPSK	12	7	22.22	22.10	22.26
5	QPSK	12	13	22.26	22.07	22.25
5	QPSK	25	0	22.22	22.02	22.22
5	16QAM	1	0	22.47	22.41	22.49
5	16QAM	1	12	22.47	22.43	22.53
5	16QAM	1	24	22.52	22.41	22.54
5	16QAM	12	0	21.29	21.12	21.30
5	16QAM	12	7	21.34	21.18	21.32
5	16QAM	12	13	21.30	21.15	21.31
5	16QAM	25	0	21.29	21.13	21.27
5	64QAM	1	0	21.59	21.45	21.61
5	64QAM	1	12	21.64	21.53	21.65
5	64QAM	1	24	21.61	21.53	21.64
5	64QAM	12	0	20.50	20.33	20.51
5	64QAM	12	7	20.56	20.37	20.54
5	64QAM	12	13	20.50	20.36	20.53
5	64QAM	25	0	20.52	20.34	20.48



LTE Band 12						
BW [MHz]	Modulation	RB Size	RB Offset	Power Low Ch. / Freq.	Power Middle Ch. / Freq.	Power High Ch. / Freq.
Channel				23060	23095	23130
Frequency (MHz)				704	707.5	711
10	QPSK	1	0	22.82	22.89	22.84
10	QPSK	1	25	22.88	22.86	22.82
10	QPSK	1	49	22.86	22.84	22.81
10	QPSK	25	0	21.95	21.96	21.86
10	QPSK	25	12	21.94	21.94	21.92
10	QPSK	25	25	21.92	21.90	21.90
10	QPSK	50	0	21.94	21.95	21.88
10	16QAM	1	0	22.15	22.10	22.14
10	16QAM	1	25	22.20	22.20	22.15
10	16QAM	1	49	22.19	22.14	22.12
10	16QAM	25	0	21.02	20.98	20.96
10	16QAM	25	12	21.05	20.99	21.02
10	16QAM	25	25	21.02	21.01	20.96
10	16QAM	50	0	21.02	21.00	21.00
10	64QAM	1	0	21.29	21.21	21.30
10	64QAM	1	25	21.32	21.26	21.26
10	64QAM	1	49	21.31	21.28	21.24
10	64QAM	25	0	20.23	20.20	20.18
10	64QAM	25	12	20.27	20.22	20.23
10	64QAM	25	25	20.24	20.22	20.16
10	64QAM	50	0	20.22	20.18	20.21
Channel				23035	23095	23155
Frequency (MHz)				701.5	707.5	713.5
5	QPSK	1	0	22.84	22.83	22.81
5	QPSK	1	12	22.82	22.83	22.79
5	QPSK	1	24	22.87	22.85	22.80
5	QPSK	12	0	21.89	21.89	21.87
5	QPSK	12	7	21.90	21.92	21.87
5	QPSK	12	13	21.97	21.89	21.82
5	QPSK	25	0	21.96	21.91	21.83
5	16QAM	1	0	22.14	22.17	22.11
5	16QAM	1	12	22.18	22.15	22.15
5	16QAM	1	24	22.18	22.17	22.09
5	16QAM	12	0	20.99	20.99	20.96
5	16QAM	12	7	21.02	21.01	20.99
5	16QAM	12	13	21.06	21.00	20.93
5	16QAM	25	0	21.06	20.98	20.95
5	64QAM	1	0	21.27	21.30	21.29
5	64QAM	1	12	21.25	21.29	21.22
5	64QAM	1	24	21.33	21.29	21.21
5	64QAM	12	0	20.17	20.19	20.18
5	64QAM	12	7	20.20	20.22	20.20
5	64QAM	12	13	20.29	20.20	20.14



5	64QAM	25	0	20.28	20.20	20.17
Channel				23025	23095	23165
Frequency (MHz)				700.5	707.5	714.5
3	QPSK	1	0	22.84	22.84	22.79
3	QPSK	1	8	22.82	22.86	22.82
3	QPSK	1	14	22.83	22.85	22.76
3	QPSK	8	0	21.90	21.89	21.81
3	QPSK	8	4	21.88	21.91	21.87
3	QPSK	8	7	21.87	21.90	21.83
3	QPSK	15	0	21.87	21.89	21.86
3	16QAM	1	0	22.21	22.12	22.14
3	16QAM	1	8	22.17	22.13	22.14
3	16QAM	1	14	22.16	22.13	22.10
3	16QAM	8	0	21.02	21.02	20.95
3	16QAM	8	4	21.04	21.05	20.99
3	16QAM	8	7	21.02	21.02	20.94
3	16QAM	15	0	20.97	21.00	20.94
3	64QAM	1	0	21.31	21.27	21.24
3	64QAM	1	8	21.28	21.29	21.24
3	64QAM	1	14	21.25	21.28	21.24
3	64QAM	8	0	20.19	20.21	20.12
3	64QAM	8	4	20.21	20.25	20.15
3	64QAM	8	7	20.20	20.20	20.13
3	64QAM	15	0	20.16	20.18	20.15
Channel				23017	23095	23173
Frequency (MHz)				699.7	707.5	715.3
1.4	QPSK	1	0	22.80	22.79	22.72
1.4	QPSK	1	3	22.85	22.87	22.80
1.4	QPSK	1	5	22.79	22.79	22.69
1.4	QPSK	3	0	22.84	22.83	22.76
1.4	QPSK	3	1	22.87	22.88	22.80
1.4	QPSK	3	3	22.85	22.84	22.77
1.4	QPSK	6	0	21.81	21.83	21.80
1.4	16QAM	1	0	22.14	22.08	21.98
1.4	16QAM	1	3	22.21	22.15	22.10
1.4	16QAM	1	5	22.13	22.14	22.05
1.4	16QAM	3	0	21.92	21.88	21.85
1.4	16QAM	3	1	21.94	21.92	21.86
1.4	16QAM	3	3	21.93	21.89	21.85
1.4	16QAM	6	0	20.97	20.99	20.94
1.4	64QAM	1	0	21.27	21.29	21.15
1.4	64QAM	1	3	21.34	21.27	21.22
1.4	64QAM	1	5	21.26	21.18	21.14
1.4	64QAM	3	0	21.21	21.13	21.07
1.4	64QAM	3	1	21.22	21.21	21.13
1.4	64QAM	3	3	21.17	21.18	21.10
1.4	64QAM	6	0	20.13	20.14	20.08



LTE Band 17						
BW [MHz]	Modulation	RB Size	RB Offset	Power Low Ch. / Freq.	Power Middle Ch. / Freq.	Power High Ch. / Freq.
Channel				23780	23790	23800
Frequency (MHz)				709	710	711
10	QPSK	1	0	22.81	22.93	22.81
10	QPSK	1	25	22.89	22.91	22.91
10	QPSK	1	49	22.89	22.88	22.85
10	QPSK	25	0	21.96	21.98	21.96
10	QPSK	25	12	21.97	21.96	21.94
10	QPSK	25	25	21.96	21.93	21.93
10	QPSK	50	0	21.94	21.98	21.97
10	16QAM	1	0	22.11	22.13	22.09
10	16QAM	1	25	22.20	22.22	22.23
10	16QAM	1	49	22.21	22.19	22.18
10	16QAM	25	0	21.07	21.03	21.04
10	16QAM	25	12	21.09	21.07	21.05
10	16QAM	25	25	21.03	21.01	21.05
10	16QAM	50	0	21.04	21.03	21.02
10	64QAM	1	0	21.27	21.26	21.22
10	64QAM	1	25	21.34	21.32	21.38
10	64QAM	1	49	21.35	21.33	21.33
10	64QAM	25	0	20.28	20.25	20.24
10	64QAM	25	12	20.29	20.30	20.27
10	64QAM	25	25	20.23	20.24	20.26
10	64QAM	50	0	20.24	20.24	20.23
Channel				23755	23790	23825
Frequency (MHz)				706.5	710	713.5
5	QPSK	1	0	22.83	22.88	22.83
5	QPSK	1	12	22.82	22.89	22.87
5	QPSK	1	24	22.92	22.89	22.83
5	QPSK	12	0	21.87	21.94	21.91
5	QPSK	12	7	22.00	21.95	21.95
5	QPSK	12	13	21.95	21.91	21.90
5	QPSK	25	0	21.99	21.94	21.92
5	16QAM	1	0	22.10	22.20	22.20
5	16QAM	1	12	22.15	22.24	22.18
5	16QAM	1	24	22.23	22.20	22.16
5	16QAM	12	0	20.98	21.05	21.02
5	16QAM	12	7	21.11	21.05	21.04
5	16QAM	12	13	21.03	21.02	21.01
5	16QAM	25	0	21.04	21.03	21.01
5	64QAM	1	0	21.26	21.32	21.32
5	64QAM	1	12	21.29	21.33	21.36
5	64QAM	1	24	21.32	21.34	21.26
5	64QAM	12	0	20.18	20.26	20.22
5	64QAM	12	7	20.31	20.27	20.23
5	64QAM	12	13	20.25	20.22	20.22
5	64QAM	25	0	20.27	20.24	20.23



LTE Band 66						
BW [MHz]	Modulation	RB Size	RB Offset	Power Low Ch. / Freq.	Power Middle Ch. / Freq.	Power High Ch. / Freq.
Channel				132072	132322	132572
Frequency (MHz)				1720	1745	1770
20	QPSK	1	0	22.97	23.09	23.01
20	QPSK	1	49	22.93	22.96	23.08
20	QPSK	1	99	22.83	22.84	22.85
20	QPSK	50	0	22.21	22.27	22.25
20	QPSK	50	24	22.21	22.22	22.23
20	QPSK	50	50	22.13	22.17	22.20
20	QPSK	100	0	22.15	22.22	22.20
20	16QAM	1	0	22.49	22.66	22.66
20	16QAM	1	49	22.53	22.54	22.63
20	16QAM	1	99	22.41	22.46	22.48
20	16QAM	50	0	21.31	21.37	21.35
20	16QAM	50	24	21.32	21.36	21.31
20	16QAM	50	50	21.27	21.26	21.35
20	16QAM	100	0	21.27	21.30	21.26
20	64QAM	1	0	21.64	21.75	21.74
20	64QAM	1	49	21.62	21.66	21.78
20	64QAM	1	99	21.58	21.64	21.62
20	64QAM	50	0	20.53	20.56	20.55
20	64QAM	50	24	20.51	20.53	20.51
20	64QAM	50	50	20.46	20.45	20.55
20	64QAM	100	0	20.48	20.51	20.52
Channel				132047	132322	132597
Frequency (MHz)				1717.5	1745	1772.5
15	QPSK	1	0	22.96	23.04	23.00
15	QPSK	1	37	22.95	22.98	23.07
15	QPSK	1	74	22.91	22.89	22.90
15	QPSK	36	0	22.17	22.27	22.21
15	QPSK	36	20	22.20	22.26	22.35
15	QPSK	36	39	22.15	22.21	22.21
15	QPSK	75	0	22.20	22.24	22.17
15	16QAM	1	0	22.53	22.63	22.68
15	16QAM	1	37	22.55	22.58	22.57
15	16QAM	1	74	22.60	22.45	22.50
15	16QAM	36	0	21.33	21.38	21.36
15	16QAM	36	20	21.33	21.40	21.43
15	16QAM	36	39	21.30	21.30	21.35
15	16QAM	75	0	21.31	21.36	21.33
15	64QAM	1	0	21.68	21.74	21.76
15	64QAM	1	37	21.65	21.68	21.68
15	64QAM	1	74	21.63	21.53	21.62
15	64QAM	36	0	20.56	20.60	20.55
15	64QAM	36	20	20.57	20.59	20.62
15	64QAM	36	39	20.55	20.50	20.58



15	64QAM	75	0	20.53	20.55	20.51
Channel				132022	132322	132622
Frequency (MHz)				1715	1745	1775
10	QPSK	1	0	22.97	23.02	23.04
10	QPSK	1	25	22.98	22.99	23.01
10	QPSK	1	49	22.93	22.90	22.90
10	QPSK	25	0	22.19	22.27	22.24
10	QPSK	25	12	22.18	22.23	22.24
10	QPSK	25	25	22.16	22.22	22.21
10	QPSK	50	0	22.20	22.24	22.25
10	16QAM	1	0	22.49	22.63	22.67
10	16QAM	1	25	22.53	22.55	22.59
10	16QAM	1	49	22.48	22.46	22.50
10	16QAM	25	0	21.33	21.38	21.39
10	16QAM	25	12	21.32	21.36	21.39
10	16QAM	25	25	21.28	21.27	21.32
10	16QAM	50	0	21.29	21.38	21.36
10	64QAM	1	0	21.62	21.75	21.79
10	64QAM	1	25	21.64	21.70	21.72
10	64QAM	1	49	21.59	21.58	21.60
10	64QAM	25	0	20.54	20.60	20.63
10	64QAM	25	12	20.55	20.57	20.59
10	64QAM	25	25	20.52	20.48	20.52
10	64QAM	50	0	20.52	20.57	20.54
Channel				131997	132322	132647
Frequency (MHz)				1712.5	1745	1777.5
5	QPSK	1	0	23.00	23.04	23.04
5	QPSK	1	12	22.98	23.04	23.03
5	QPSK	1	24	22.98	22.94	22.96
5	QPSK	12	0	22.27	22.33	22.29
5	QPSK	12	7	22.30	22.32	22.32
5	QPSK	12	13	22.27	22.26	22.25
5	QPSK	25	0	22.26	22.31	22.29
5	16QAM	1	0	22.53	22.64	22.65
5	16QAM	1	12	22.57	22.63	22.60
5	16QAM	1	24	22.53	22.57	22.59
5	16QAM	12	0	21.42	21.43	21.46
5	16QAM	12	7	21.43	21.44	21.45
5	16QAM	12	13	21.38	21.40	21.39
5	16QAM	25	0	21.34	21.38	21.39
5	64QAM	1	0	21.65	21.71	21.77
5	64QAM	1	12	21.71	21.75	21.69
5	64QAM	1	24	21.66	21.67	21.66
5	64QAM	12	0	20.62	20.62	20.64
5	64QAM	12	7	20.61	20.64	20.66
5	64QAM	12	13	20.55	20.60	20.57
5	64QAM	25	0	20.57	20.61	20.61
Channel				131987	132322	132657
Frequency (MHz)				1711.5	1745	1778.5
3	QPSK	1	0	23.04	23.01	22.97



3	QPSK	1	8	23.04	23.05	22.98
3	QPSK	1	14	22.94	22.96	22.93
3	QPSK	8	0	22.19	22.27	22.24
3	QPSK	8	4	22.18	22.23	22.24
3	QPSK	8	7	22.16	22.22	22.21
3	QPSK	15	0	22.31	22.23	22.20
3	16QAM	1	0	22.64	22.55	22.49
3	16QAM	1	8	22.63	22.66	22.53
3	16QAM	1	14	22.57	22.52	22.48
3	16QAM	8	0	21.42	21.43	21.46
3	16QAM	8	4	21.43	21.44	21.45
3	16QAM	8	7	21.38	21.40	21.39
3	16QAM	15	0	21.38	21.42	21.29
3	64QAM	1	0	21.71	21.69	21.62
3	64QAM	1	8	21.75	21.73	21.64
3	64QAM	1	14	21.67	21.61	21.59
3	64QAM	8	0	20.71	20.76	20.79
3	64QAM	8	4	20.73	20.83	20.83
3	64QAM	8	7	20.72	20.79	20.80
3	64QAM	15	0	20.61	20.56	20.52
Channel				131979	132322	132665
Frequency (MHz)				1710.7	1745	1779.3
1.4	QPSK	1	0	22.89	22.99	23.01
1.4	QPSK	1	3	22.98	23.04	23.05
1.4	QPSK	1	5	22.88	22.95	22.96
1.4	QPSK	3	0	22.98	23.02	23.00
1.4	QPSK	3	1	22.99	23.06	23.04
1.4	QPSK	3	3	22.95	23.01	23.03
1.4	QPSK	6	0	22.19	22.23	22.23
1.4	16QAM	1	0	22.47	22.53	22.55
1.4	16QAM	1	3	22.53	22.65	22.66
1.4	16QAM	1	5	22.45	22.52	22.52
1.4	16QAM	3	0	22.26	22.33	22.34
1.4	16QAM	3	1	22.28	22.37	22.35
1.4	16QAM	3	3	22.24	22.31	22.32
1.4	16QAM	6	0	21.35	21.43	21.42
1.4	64QAM	1	0	21.59	21.59	21.69
1.4	64QAM	1	3	21.69	21.75	21.73
1.4	64QAM	1	5	21.54	21.61	21.61
1.4	64QAM	3	0	21.49	21.54	21.57
1.4	64QAM	3	1	21.51	21.61	21.61
1.4	64QAM	3	3	21.50	21.57	21.58
1.4	64QAM	6	0	20.50	20.57	20.56



ERP/EIRP

LTE Band 2 (GT - LC = 0.14 dB) QPSK									
Bandwidth	1.4M			3M			5M		
Channel	18607	18900	19193	18615	18900	19185	18625	18900	19175
	(Low)	(Mid)	(High)	(Low)	(Mid)	(High)	(Low)	(Mid)	(High)
Frequency	1850.7	1880	1909.3	1851.5	1880	1908.5	1852.5	1880	1907.5
(MHz)									
Conducted Power (dBm)	22.99	23.08	23.03	22.95	23.05	22.95	22.99	23.04	23.01
Conducted Power (Watts)	0.1991	0.2032	0.2009	0.1972	0.2018	0.1972	0.1991	0.2014	0.2000
EIRP(dBm)	23.13	23.22	23.17	23.09	23.19	23.09	23.13	23.18	23.15
EIRP(Watts)	0.2056	0.2099	0.2075	0.2037	0.2084	0.2037	0.2056	0.2080	0.2065

LTE Band 2 (GT - LC = 0.14 dB) QPSK									
Bandwidth	10M			15M			20M		
Channel	18650	18900	19150	18675	18900	19125	18650	18900	19100
	(Low)	(Mid)	(High)	(Low)	(Mid)	(High)	(Low)	(Mid)	(High)
Frequency	1855	1880	1905	1857.5	1880	1902.5	1860	1880	1900
(MHz)									
Conducted Power (dBm)	23.11	23.15	23.09	22.99	23.05	23.13	23.05	23.16	23.01
Conducted Power (Watts)	0.2046	0.2065	0.2037	0.1991	0.2018	0.2056	0.2018	0.2070	0.2000
EIRP(dBm)	23.25	23.29	23.23	23.13	23.19	23.27	23.19	23.30	23.15
EIRP(Watts)	0.2113	0.2133	0.2104	0.2056	0.2084	0.2123	0.2084	0.2138	0.2065



LTE Band 2 (GT - LC = 0.14 dB) 16QAM									
Bandwidth	1.4M			3M			5M		
Channel	18607	18900	19193	18615	18900	19185	18625	18900	19175
	(Low)	(Mid)	(High)	(Low)	(Mid)	(High)	(Low)	(Mid)	(High)
Frequency (MHz)	1850.7	1880	1909.3	1851.5	1880	1908.5	1852.5	1880	1907.5
Conducted Power (dBm)	22.39	22.40	22.31	22.39	22.44	22.39	22.40	22.36	22.37
Conducted Power (Watts)	0.1734	0.1738	0.1702	0.1734	0.1754	0.1734	0.1738	0.1722	0.1726
EIRP(dBm)	22.53	22.54	22.45	22.53	22.58	22.53	22.54	22.50	22.51
EIRP(Watts)	0.1791	0.1795	0.1758	0.1791	0.1811	0.1791	0.1795	0.1778	0.1782

LTE Band 2 (GT - LC = 0.14 dB) 16QAM									
Bandwidth	10M			15M			20M		
Channel	18650	18900	19150	18675	18900	19125	18650	18900	19100
	(Low)	(Mid)	(High)	(Low)	(Mid)	(High)	(Low)	(Mid)	(High)
Frequency (MHz)	1855	1880	1905	1857.5	1880	1902.5	1860	1880	1900
Conducted Power (dBm)	22.47	22.48	22.44	22.39	22.38	22.48	22.43	22.50	22.40
Conducted Power (Watts)	0.1766	0.1770	0.1754	0.1734	0.1730	0.1770	0.1750	0.1778	0.1738
EIRP(dBm)	22.61	22.62	22.58	22.53	22.52	22.62	22.57	22.64	22.54
EIRP(Watts)	0.1824	0.1828	0.1811	0.1791	0.1786	0.1828	0.1807	0.1837	0.1795



LTE Band 2 (GT - LC = 0.14 dB) 64QAM									
Bandwidth	1.4M			3M			5M		
Channel	18607	18900	19193	18615	18900	19185	18625	18900	19175
	(Low)	(Mid)	(High)	(Low)	(Mid)	(High)	(Low)	(Mid)	(High)
Frequency	1850.7	1880	1909.3	1851.5	1880	1908.5	1852.5	1880	1907.5
(MHz)									
Conducted Power (dBm)	21.49	21.47	21.49	21.49	21.54	21.49	21.50	21.51	21.48
Conducted Power (Watts)	0.1409	0.1403	0.1409	0.1409	0.1426	0.1409	0.1413	0.1416	0.1406
EIRP(dBm)	21.63	21.61	21.63	21.63	21.68	21.63	21.64	21.65	21.62
EIRP(Watts)	0.1455	0.1449	0.1455	0.1455	0.1472	0.1455	0.1459	0.1462	0.1452

LTE Band 2 (GT - LC = 0.14 dB) 64QAM									
Bandwidth	10M			15M			20M		
Channel	18650	18900	19150	18675	18900	19125	18650	18900	19100
	(Low)	(Mid)	(High)	(Low)	(Mid)	(High)	(Low)	(Mid)	(High)
Frequency	1855	1880	1905	1857.5	1880	1902.5	1860	1880	1900
(MHz)									
Conducted Power (dBm)	21.59	21.59	21.57	21.55	21.54	21.60	21.56	21.57	21.52
Conducted Power (Watts)	0.1442	0.1442	0.1435	0.1429	0.1426	0.1445	0.1432	0.1435	0.1419
EIRP(dBm)	21.73	21.73	21.71	21.69	21.68	21.74	21.70	21.71	21.66
EIRP(Watts)	0.1489	0.1489	0.1483	0.1476	0.1472	0.1493	0.1479	0.1483	0.1466



LTE Band 5 (GT - LC = -3.8 dB) QPSK									
Bandwidth	1.4M			3M			5M		
Channel	20407	20525	20643	20415	20525	20635	20425	20525	20625
	(Low)	(Mid)	(High)	(Low)	(Mid)	(High)	(Low)	(Mid)	(High)
Frequency (MHz)	824.7	836.5	848.3	825.5	836.5	847.5	826.5	836.5	846.5
Conducted Power (dBm)	22.95	22.92	22.91	22.92	22.91	22.93	22.92	22.92	22.94
Conducted Power (Watts)	0.1972	0.1959	0.1954	0.1959	0.1954	0.1963	0.1959	0.1959	0.1968
ERP(dBm)	17.00	16.97	16.96	16.97	16.96	16.98	16.97	16.97	16.99
ERP(Watts)	0.0501	0.0498	0.0497	0.0498	0.0497	0.0499	0.0498	0.0498	0.0500

LTE Band 5 (GT - LC = -3.8 dB) QPSK			
Bandwidth	10M		
Channel	20450	20525	20600
	(Low)	(Mid)	(High)
Frequency (MHz)	829	836.5	844
Conducted Power (dBm)	22.93	22.99	22.91
Conducted Power (Watts)	0.1963	0.1991	0.1954
ERP(dBm)	16.98	17.04	16.96
ERP(Watts)	0.0499	0.0506	0.0497



LTE Band 5 (GT - LC = -3.8 dB) 16QAM									
Bandwidth	1.4M			3M			5M		
Channel	20407	20525	20643	20415	20525	20635	20425	20525	20625
	(Low)	(Mid)	(High)	(Low)	(Mid)	(High)	(Low)	(Mid)	(High)
Frequency (MHz)	824.7	836.5	848.3	825.5	836.5	847.5	826.5	836.5	846.5
Conducted Power (dBm)	22.24	22.28	22.22	22.23	22.27	22.27	22.23	22.26	22.28
Conducted Power (Watts)	0.1675	0.1690	0.1667	0.1671	0.1687	0.1687	0.1671	0.1683	0.1690
ERP(dBm)	16.29	16.33	16.27	16.28	16.32	16.32	16.28	16.31	16.33
ERP(Watts)	0.0426	0.0430	0.0424	0.0425	0.0429	0.0429	0.0425	0.0428	0.0430

LTE Band 5 (GT - LC = -3.8 dB) 16QAM			
Bandwidth	10M		
Channel	20450	20525	20600
	(Low)	(Mid)	(High)
Frequency (MHz)	829	836.5	844
Conducted Power (dBm)	22.24	22.28	22.32
Conducted Power (Watts)	0.1675	0.1690	0.1706
ERP(dBm)	16.29	16.33	16.37
ERP(Watts)	0.0426	0.0430	0.0434



LTE Band 5 (GT - LC = -3.8 dB) 64QAM									
Bandwidth	1.4M			3M			5M		
Channel	20407	20525	20643	20415	20525	20635	20425	20525	20625
	(Low)	(Mid)	(High)	(Low)	(Mid)	(High)	(Low)	(Mid)	(High)
Frequency (MHz)	824.7	836.5	848.3	825.5	836.5	847.5	826.5	836.5	846.5
Conducted Power (dBm)	21.37	21.37	21.36	21.31	21.37	21.39	21.37	21.41	21.40
Conducted Power (Watts)	0.1371	0.1371	0.1368	0.1352	0.1371	0.1377	0.1371	0.1384	0.1380
ERP(dBm)	15.42	15.42	15.41	15.36	15.42	15.44	15.42	15.46	15.45
ERP(Watts)	0.0348	0.0348	0.0348	0.0344	0.0348	0.0350	0.0348	0.0352	0.0351

LTE Band 5 (GT - LC = -3.8 dB) 64QAM			
Bandwidth	10M		
Channel	20450	20525	20600
	(Low)	(Mid)	(High)
Frequency (MHz)	829	836.5	844
Conducted Power (dBm)	21.38	21.46	21.35
Conducted Power (Watts)	0.1374	0.1400	0.1365
ERP(dBm)	15.43	15.51	15.40
ERP(Watts)	0.0349	0.0356	0.0347



LTE Band 7 (GT - LC = -1.0 dB) QPSK			
Bandwidth	5M		
Channel	20775	21100	21425
	(Low)	(Mid)	(High)
Frequency	2502.5	2535	2567.5
(MHz)			
Conducted Power (dBm)	22.62	22.46	22.61
Conducted Power (Watts)	0.1828	0.1762	0.1824
EIRP(dBm)	21.62	21.46	21.61
EIRP(Watts)	0.1452	0.1400	0.1449

LTE Band 7 (GT - LC = -1.0 dB) QPSK									
Bandwidth	10M			15M			20M		
Channel	20800	21100	21400	20825	21100	21375	20850	21100	21350
	(Low)	(Mid)	(High)	(Low)	(Mid)	(High)	(Low)	(Mid)	(High)
Frequency	2505	2535	2565	2507.5	2535	2562.5	2510	2535	2560
(MHz)									
Conducted Power (dBm)	22.57	22.50	22.66	22.61	22.54	22.68	22.53	22.69	22.54
Conducted Power (Watts)	0.1807	0.1778	0.1845	0.1824	0.1795	0.1854	0.1791	0.1858	0.1795
EIRP(dBm)	21.57	21.50	21.66	21.61	21.54	21.68	21.53	21.69	21.54
EIRP(Watts)	0.1435	0.1413	0.1466	0.1449	0.1426	0.1472	0.1422	0.1476	0.1426



LTE Band 7 (GT - LC = -1.0 dB) 16QAM			
Bandwidth	5M		
Channel	20775	21100	21425
	(Low)	(Mid)	(High)
Frequency	2502.5	2535	2567.5
(MHz)			
Conducted Power (dBm)	22.52	22.41	22.54
Conducted Power (Watts)	0.1786	0.1742	0.1795
EIRP(dBm)	21.52	21.41	21.54
EIRP(Watts)	0.1419	0.1384	0.1426

LTE Band 7 (GT - LC = -1.0 dB) 16QAM									
Bandwidth	10M			15M			20M		
Channel	20800	21100	21400	20825	21100	21375	20850	21100	21350
	(Low)	(Mid)	(High)	(Low)	(Mid)	(High)	(Low)	(Mid)	(High)
Frequency	2505	2535	2565	2507.5	2535	2562.5	2510	2535	2560
(MHz)									
Conducted Power (dBm)	22.55	22.44	22.62	22.53	22.53	22.63	22.49	22.46	22.60
Conducted Power (Watts)	0.1799	0.1754	0.1828	0.1791	0.1791	0.1832	0.1774	0.1762	0.1820
EIRP(dBm)	21.55	21.44	21.62	21.53	21.53	21.63	21.49	21.46	21.60
EIRP(Watts)	0.1429	0.1393	0.1452	0.1422	0.1422	0.1455	0.1409	0.1400	0.1445



LTE Band 7 (GT - LC = -1.0 dB) 64QAM			
Bandwidth	5M		
Channel	20775	21100	21425
	(Low)	(Mid)	(High)
Frequency	2502.5	2535	2567.5
(MHz)			
Conducted Power (dBm)	21.64	21.53	21.65
Conducted Power (Watts)	0.1459	0.1422	0.1462
EIRP(dBm)	20.64	20.53	20.65
EIRP(Watts)	0.1159	0.1130	0.1161

LTE Band 7 (GT - LC = -1.0 dB) 64QAM									
Bandwidth	10M			15M			20M		
Channel	20800	21100	21400	20825	21100	21375	20850	21100	21350
	(Low)	(Mid)	(High)	(Low)	(Mid)	(High)	(Low)	(Mid)	(High)
Frequency	2505	2535	2565	2507.5	2535	2562.5	2510	2535	2560
(MHz)									
Conducted Power (dBm)	21.62	21.56	21.67	21.63	21.63	21.74	21.61	21.59	21.70
Conducted Power (Watts)	0.1452	0.1432	0.1469	0.1455	0.1455	0.1493	0.1449	0.1442	0.1479
EIRP(dBm)	20.62	20.56	20.67	20.63	20.63	20.74	20.61	20.59	20.70
EIRP(Watts)	0.1153	0.1138	0.1167	0.1156	0.1156	0.1186	0.1151	0.1146	0.1175



LTE Band 12 (GT - LC = -3.3 dB) QPSK									
Bandwidth	1.4M			3M			5M		
Channel	23017	23095	23173	23025	23095	23165	23035	23095	23155
	(Low)	(Mid)	(High)	(Low)	(Mid)	(High)	(Low)	(Mid)	(High)
Frequency (MHz)	699.7	707.5	715.3	700.5	707.5	714.5	701.5	707.5	713.5
Conducted Power (dBm)	22.87	22.88	22.80	22.82	22.86	22.82	22.87	22.85	22.80
Conducted Power (Watts)	0.1936	0.1941	0.1905	0.1914	0.1932	0.1914	0.1936	0.1928	0.1905
ERP(dBm)	17.42	17.43	17.35	17.37	17.41	17.37	17.42	17.40	17.35
ERP(Watts)	0.0552	0.0553	0.0543	0.0546	0.0551	0.0546	0.0552	0.0550	0.0543

LTE Band 12 (GT - LC = -3.3 dB) QPSK			
Bandwidth	10M		
Channel	23060	23095	23130
	(Low)	(Mid)	(High)
Frequency (MHz)	704	707.5	711
Conducted Power (dBm)	22.82	22.89	22.84
Conducted Power (Watts)	0.1914	0.1945	0.1923
ERP(dBm)	17.37	17.44	17.39
ERP(Watts)	0.0546	0.0555	0.0548



LTE Band 12 (GT - LC = -3.3 dB) 16QAM									
Bandwidth	1.4M			3M			5M		
Channel	23017	23095	23173	23025	23095	23165	23035	23095	23155
	(Low)	(Mid)	(High)	(Low)	(Mid)	(High)	(Low)	(Mid)	(High)
Frequency (MHz)	699.7	707.5	715.3	700.5	707.5	714.5	701.5	707.5	713.5
Conducted Power (dBm)	22.21	22.15	22.10	22.21	22.12	22.14	22.18	22.17	22.09
Conducted Power (Watts)	0.1663	0.1641	0.1622	0.1663	0.1629	0.1637	0.1652	0.1648	0.1618
ERP(dBm)	16.76	16.70	16.65	16.76	16.67	16.69	16.73	16.72	16.64
ERP(Watts)	0.0474	0.0468	0.0462	0.0474	0.0465	0.0467	0.0471	0.0470	0.0461

LTE Band 12 (GT - LC = -3.3 dB) 16QAM			
Bandwidth	10M		
Channel	23060	23095	23130
	(Low)	(Mid)	(High)
Frequency (MHz)	704	707.5	711
Conducted Power (dBm)	22.20	22.20	22.15
Conducted Power (Watts)	0.1660	0.1660	0.1641
ERP(dBm)	16.75	16.75	16.70
ERP(Watts)	0.0473	0.0473	0.0468



LTE Band 12 (GT - LC = -3.3 dB) 64QAM									
Bandwidth	1.4M			3M			5M		
Channel	23017	23095	23173	23025	23095	23165	23035	23095	23155
	(Low)	(Mid)	(High)	(Low)	(Mid)	(High)	(Low)	(Mid)	(High)
Frequency (MHz)	699.7	707.5	715.3	700.5	707.5	714.5	701.5	707.5	713.5
Conducted Power (dBm)	21.34	21.27	21.22	21.31	21.27	21.24	21.33	21.29	21.21
Conducted Power (Watts)	0.1361	0.1340	0.1324	0.1352	0.1340	0.1330	0.1358	0.1346	0.1321
ERP(dBm)	15.89	15.82	15.77	15.86	15.82	15.79	15.88	15.84	15.76
ERP(Watts)	0.0388	0.0382	0.0378	0.0385	0.0382	0.0379	0.0387	0.0384	0.0377

LTE Band 12 (GT - LC = -3.3 dB) 64QAM			
Bandwidth	10M		
Channel	23060	23095	23130
	(Low)	(Mid)	(High)
Frequency (MHz)	704	707.5	711
Conducted Power (dBm)	21.32	21.26	21.26
Conducted Power (Watts)	0.1355	0.1337	0.1337
ERP(dBm)	15.87	15.81	15.81
ERP(Watts)	0.0386	0.0381	0.0381



LTE Band 66 (GT - LC = 0.30 dB) QPSK									
Bandwidth	1.4M			3M			5M		
Channel	131979	132322	132665	131987	132322	132657	131997	132322	132647
	(Low)	(Mid)	(High)	(Low)	(Mid)	(High)	(Low)	(Mid)	(High)
Frequency (MHz)	1710.7	1745	1779.3	1711.5	1745	1778.5	1712.5	1745	1777.5
Conducted Power (dBm)	22.99	23.06	23.04	23.04	23.05	22.98	23.00	23.04	23.04
Conducted Power (Watts)	0.1991	0.2023	0.2014	0.2014	0.2018	0.1986	0.1995	0.2014	0.2014
EIRP(dBm)	23.29	23.36	23.34	23.34	23.35	23.28	23.30	23.34	23.34
EIRP(Watts)	0.2133	0.2168	0.2158	0.2158	0.2163	0.2128	0.2138	0.2158	0.2158

LTE Band 66 (GT - LC = 0.30 dB) QPSK									
Bandwidth	10M			15M			20M		
Channel	132022	132322	132622	132047	132322	132597	132072	132322	132572
	(Low)	(Mid)	(High)	(Low)	(Mid)	(High)	(Low)	(Mid)	(Mid)
Frequency (MHz)	1715	1745	1775	1717.5	1745	1772.5	1720	1745	1770
Conducted Power (dBm)	22.97	23.02	23.04	22.95	22.98	23.07	22.97	23.09	23.01
Conducted Power (Watts)	0.1982	0.2004	0.2014	0.1972	0.1986	0.2028	0.1982	0.2037	0.2000
EIRP(dBm)	23.27	23.32	23.34	23.25	23.28	23.37	23.27	23.39	23.31
EIRP(Watts)	0.2123	0.2148	0.2158	0.2113	0.2128	0.2173	0.2123	0.2183	0.2143



LTE Band 66 (GT - LC = 0.30 dB) 16QAM									
Bandwidth	1.4M			3M			5M		
Channel	131979	132322	132665	131987	132322	132657	131997	132322	132647
	(Low)	(Mid)	(High)	(Low)	(Mid)	(High)	(Low)	(Mid)	(High)
Frequency (MHz)	1710.7	1745	1779.3	1711.5	1745	1778.5	1712.5	1745	1777.5
Conducted Power (dBm)	22.53	22.65	22.66	22.63	22.66	22.53	22.53	22.64	22.65
Conducted Power (Watts)	0.1791	0.1841	0.1845	0.1832	0.1845	0.1791	0.1791	0.1837	0.1841
EIRP(dBm)	22.83	22.95	22.96	22.93	22.96	22.83	22.83	22.94	22.95
EIRP(Watts)	0.1919	0.1972	0.1977	0.1963	0.1977	0.1919	0.1919	0.1968	0.1972

LTE Band 66 (GT - LC = 0.30 dB) 16QAM									
Bandwidth	10M			15M			20M		
Channel	132022	132322	132622	132047	132322	132597	132072	132322	132572
	(Low)	(Mid)	(High)	(Low)	(Mid)	(High)	(Low)	(Mid)	(Mid)
Frequency (MHz)	1715	1745	1775	1717.5	1745	1772.5	1720	1745	1770
Conducted Power (dBm)	22.49	22.63	22.67	22.53	22.63	22.68	22.49	22.66	22.66
Conducted Power (Watts)	0.1774	0.1832	0.1849	0.1791	0.1832	0.1854	0.1774	0.1845	0.1845
EIRP(dBm)	22.79	22.93	22.97	22.83	22.93	22.98	22.79	22.96	22.96
EIRP(Watts)	0.1901	0.1963	0.1982	0.1919	0.1963	0.1986	0.1901	0.1977	0.1977



LTE Band 66 (GT - LC = 0.30 dB) 64QAM									
Bandwidth	1.4M			3M			5M		
Channel	131979	132322	132665	131987	132322	132657	131997	132322	132647
	(Low)	(Mid)	(High)	(Low)	(Mid)	(High)	(Low)	(Mid)	(High)
Frequency	1710.7	1745	1779.3	1711.5	1745	1778.5	1712.5	1745	1777.5
(MHz)									
Conducted Power (dBm)	21.69	21.75	21.73	21.75	21.73	21.64	21.65	21.71	21.77
Conducted Power (Watts)	0.1476	0.1496	0.1489	0.1496	0.1489	0.1459	0.1462	0.1483	0.1503
EIRP(dBm)	21.99	22.05	22.03	22.05	22.03	21.94	21.95	22.01	22.07
EIRP(Watts)	0.1581	0.1603	0.1596	0.1603	0.1596	0.1563	0.1567	0.1589	0.1611

LTE Band 66 (GT - LC = 0.30 dB) 64QAM									
Bandwidth	10M			15M			20M		
Channel	132022	132322	132622	132047	132322	132597	132072	132322	132572
	(Low)	(Mid)	(High)	(Low)	(Mid)	(High)	(Low)	(Mid)	(Mid)
Frequency	1715	1745	1775	1717.5	1745	1772.5	1720	1745	1770
(MHz)									
Conducted Power (dBm)	21.62	21.75	21.79	21.68	21.74	21.76	21.62	21.66	21.78
Conducted Power (Watts)	0.1452	0.1496	0.1510	0.1472	0.1493	0.1500	0.1452	0.1466	0.1507
EIRP(dBm)	21.92	22.05	22.09	21.98	22.04	22.06	21.92	21.96	22.08
EIRP(Watts)	0.1556	0.1603	0.1618	0.1578	0.1600	0.1607	0.1556	0.1570	0.1614



LTE Band 2

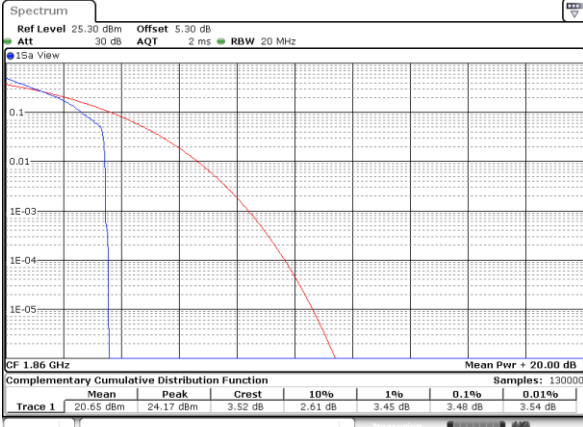
Peak-to-Average Ratio

Mode	LTE Band 2 / 20MHz				
Mod.	QPSK		16QAM		Limit: 13dB
RB Size	1RB	Full RB	1RB	Full RB	Result
Lowest CH	3.48	4.49	5.13	5.83	PASS
Middle CH	3.39	4.49	4.70	5.83	
Highest CH	3.51	4.55	5.07	5.94	
Mode	LTE Band 2 / 20MHz				
Mod.	64QAM				Limit: 13dB
RB Size	1RB	Full RB			Result
Lowest CH	5.07	5.83	-	-	PASS
Middle CH	4.99	5.83	-	-	
Highest CH	5.04	5.86	-	-	



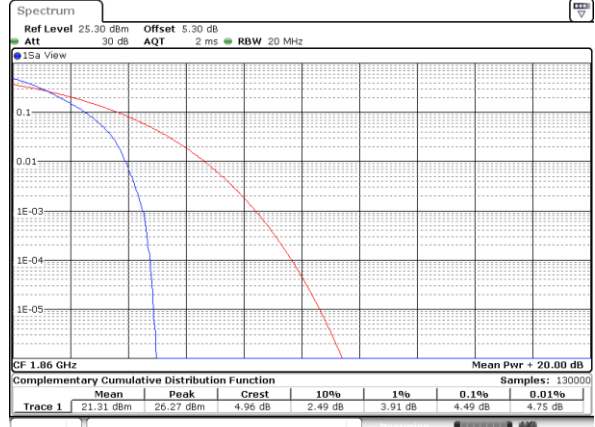
LTE Band 2 / 20MHz / QPSK

Lowest Channel / 1RB



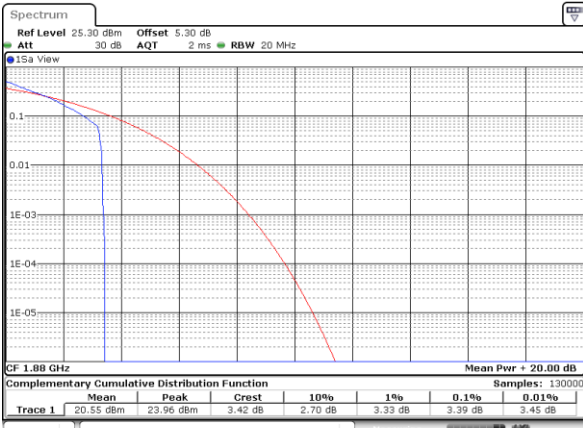
Date: 25 JUN 2020 19:52:34

Lowest Channel / Full RB



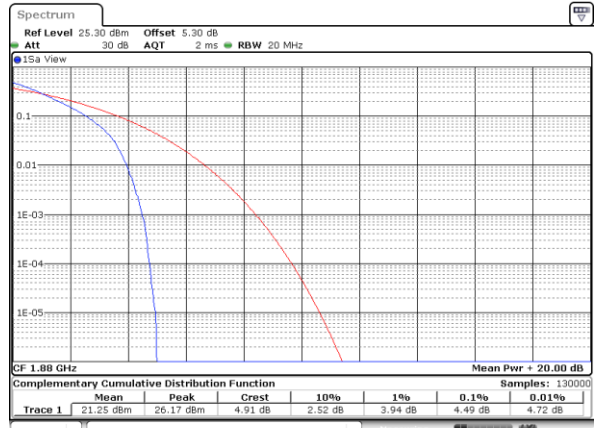
Date: 25 JUN 2020 19:52:43

Middle Channel / 1RB



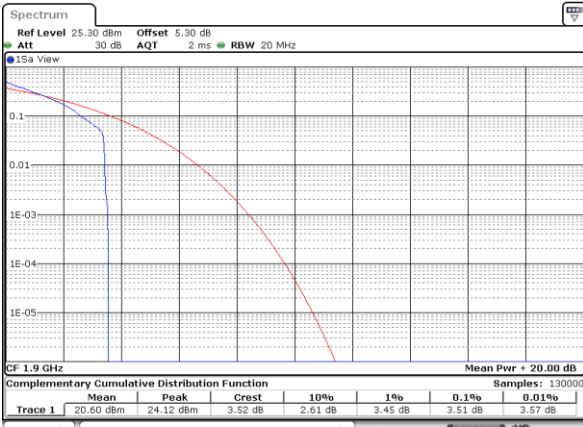
Date: 25 JUN 2020 19:52:57

Middle Channel / Full RB



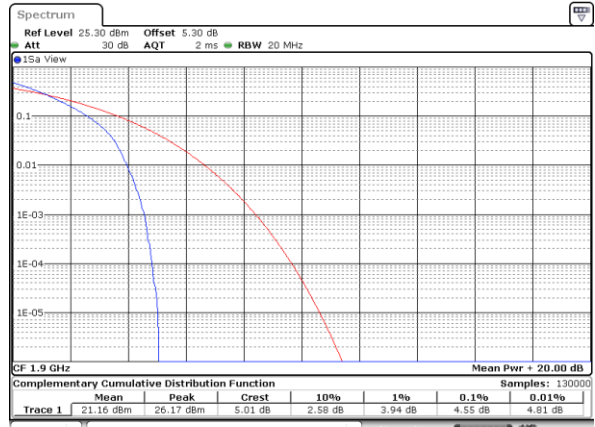
Date: 25 JUN 2020 19:53:07

Highest Channel / 1RB



Date: 25 JUN 2020 19:53:25

Highest Channel / Full RB

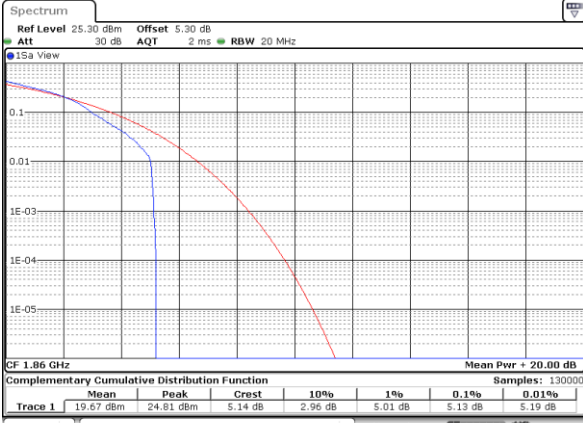


Date: 25 JUN 2020 19:53:36



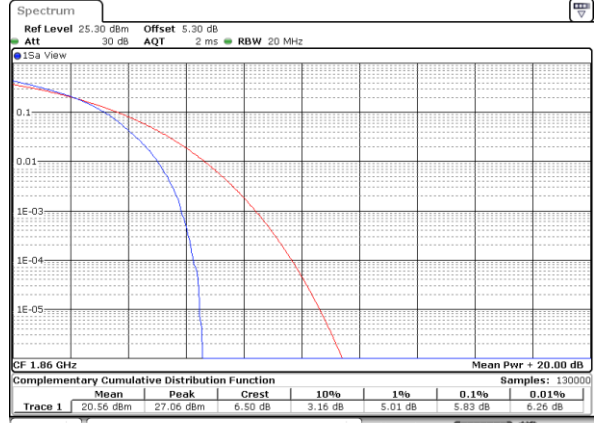
LTE Band 2 / 20MHz / 16QAM

Lowest Channel / 1RB



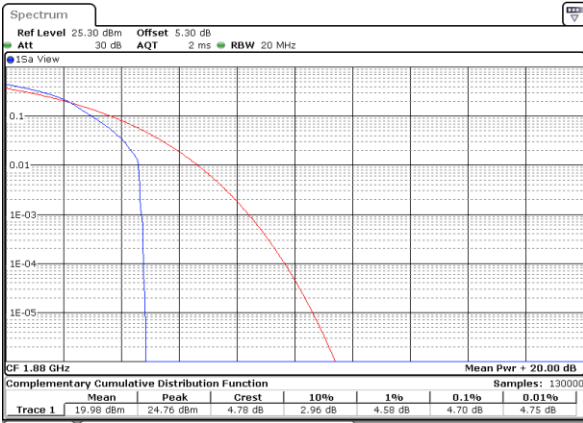
Date: 25 JUN 2020 19:53:47

Lowest Channel / Full RB



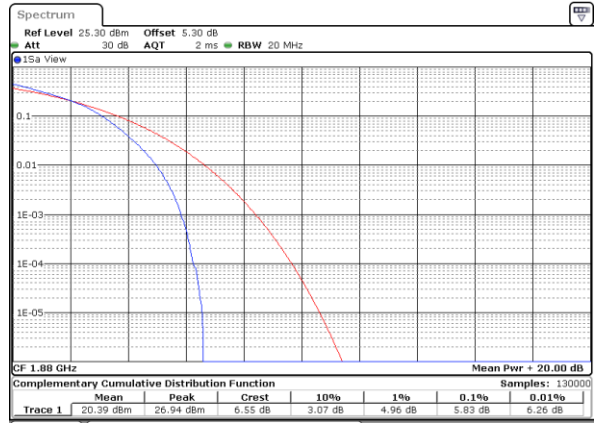
Date: 25 JUN 2020 19:54:01

Middle Channel / 1RB



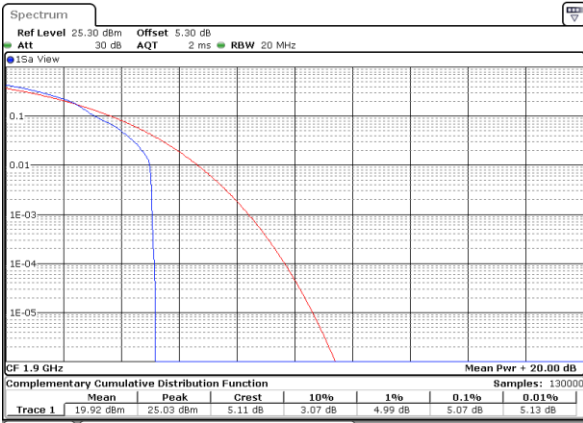
Date: 25 JUN 2020 19:54:12

Middle Channel / Full RB



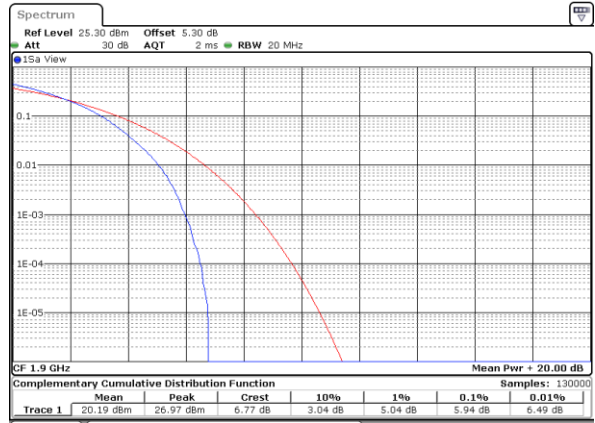
Date: 25 JUN 2020 19:54:21

Highest Channel / 1RB



Date: 25 JUN 2020 19:54:31

Highest Channel / Full RB

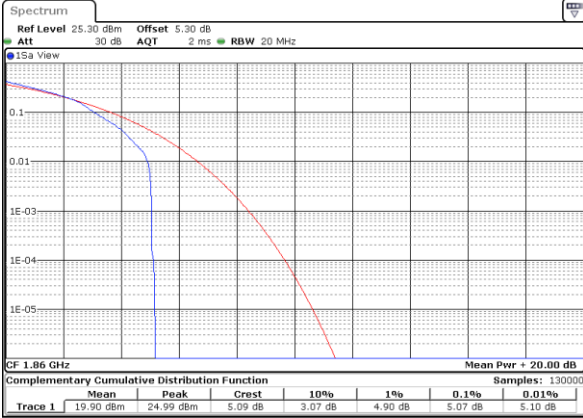


Date: 25 JUN 2020 19:54:40



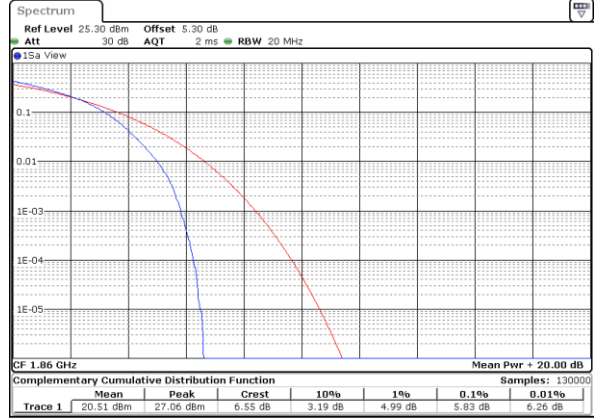
LTE Band 2 / 20MHz / 64QAM

Lowest Channel / 1RB



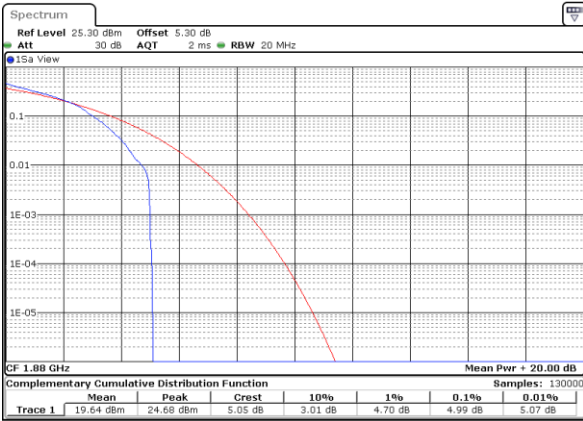
Date: 25 JUN 2020 19:54:51

Lowest Channel / Full RB



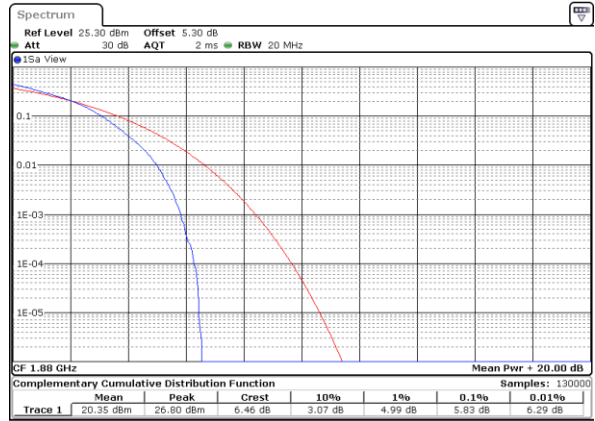
Date: 25 JUN 2020 19:55:00

Middle Channel / 1RB



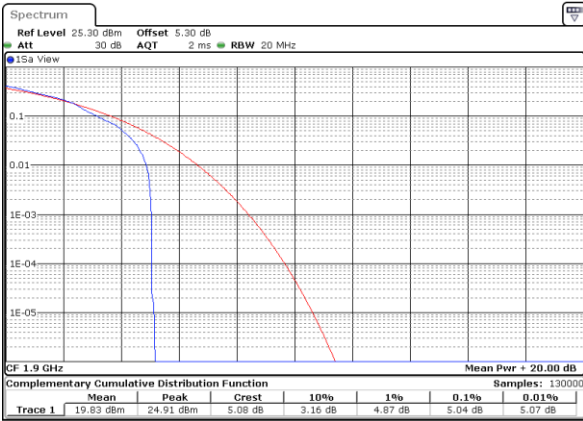
Date: 25 JUN 2020 19:55:09

Middle Channel / Full RB



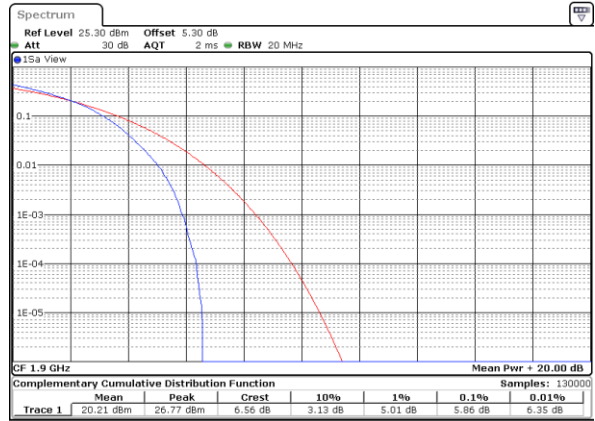
Date: 25 JUN 2020 19:55:19

Highest Channel / 1RB



Date: 25 JUN 2020 19:57:51

Highest Channel / Full RB



Date: 25 JUN 2020 19:58:10



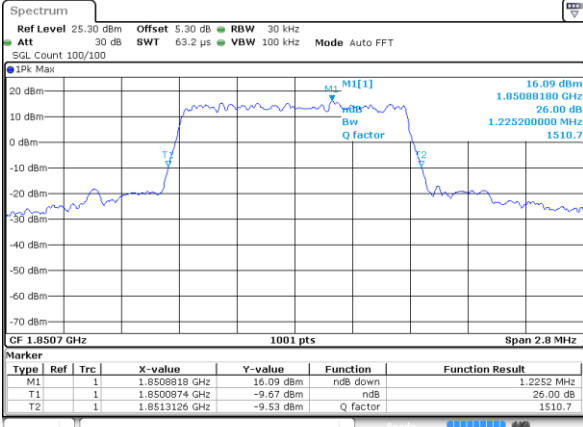
26dB Bandwidth

Mode	LTE Band 2 : 26dB BW(MHz)											
BW	1.4MHz		3MHz		5MHz		10MHz		15MHz		20MHz	
Mod.	QPSK	16QAM	QPSK	16QAM	QPSK	16QAM	QPSK	16QAM	QPSK	16QAM	QPSK	16QAM
Lowest CH	1.23	1.22	2.99	3.03	4.94	4.92	9.87	9.61	14.24	14.33	20.26	20.02
Middle CH	1.23	1.24	3.05	3.05	4.89	4.92	9.87	9.79	14.66	14.39	20.18	20.18
Highest CH	1.22	1.23	2.98	2.97	4.88	4.88	9.71	10.05	14.39	14.63	20.26	20.18
Mode	LTE Band 2 : 26dB BW(MHz)											
BW	1.4MHz		3MHz		5MHz		10MHz		15MHz		20MHz	
Mod.	64QAM		64QAM		64QAM		64QAM		64QAM		64QAM	
Lowest CH	1.23	-	3.02	-	4.86	-	9.75	-	14.27	-	20.06	-
Middle CH	1.23	-	3.03	-	4.92	-	9.73	-	14.51	-	20.26	-
Highest CH	1.24	-	3.04	-	4.86	-	9.83	-	14.45	-	20.26	-



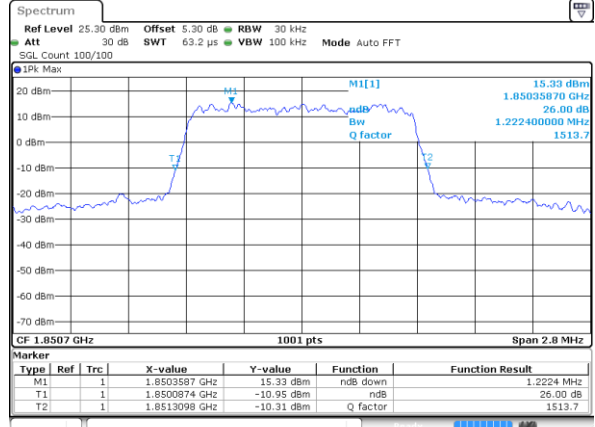
LTE Band 2

Lowest Channel / 1.4MHz / QPSK



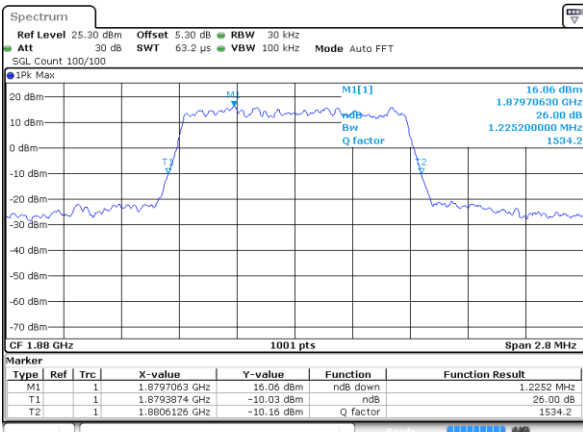
Date: 25 JUN 2020 17:19:39

Lowest Channel / 1.4MHz / 16QAM



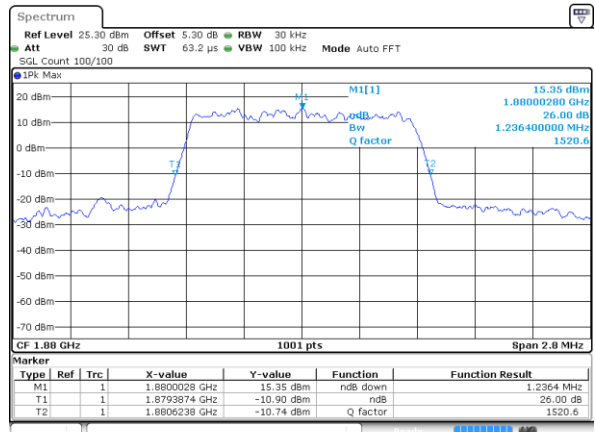
Date: 25 JUN 2020 17:19:49

Middle Channel / 1.4MHz / QPSK



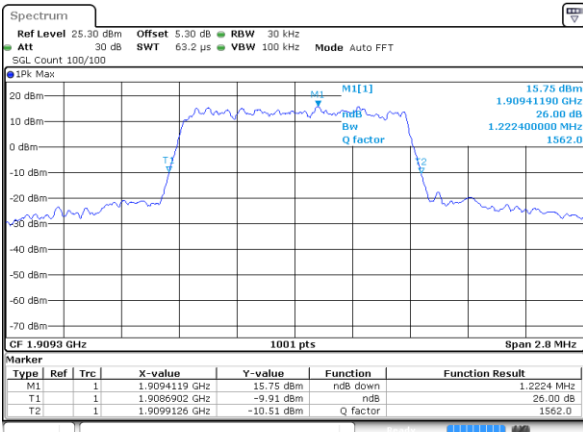
Date: 25 JUN 2020 17:26:39

Middle Channel / 1.4MHz / 16QAM



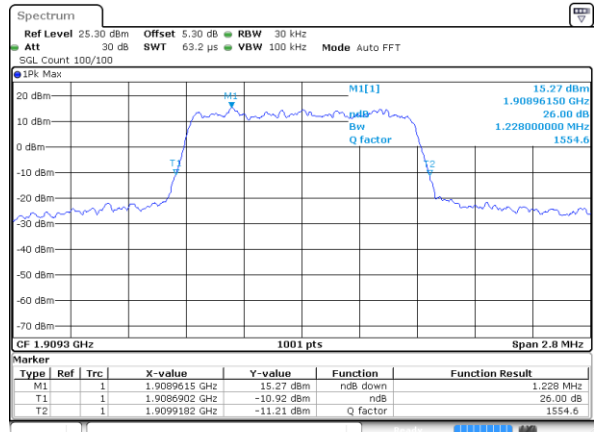
Date: 25 JUN 2020 17:26:49

Highest Channel / 1.4MHz / QPSK



Date: 25 JUN 2020 17:29:09

Highest Channel / 1.4MHz / 16QAM

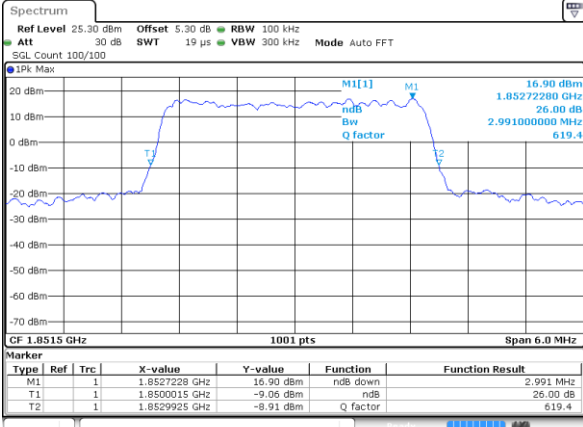


Date: 25 JUN 2020 17:29:19



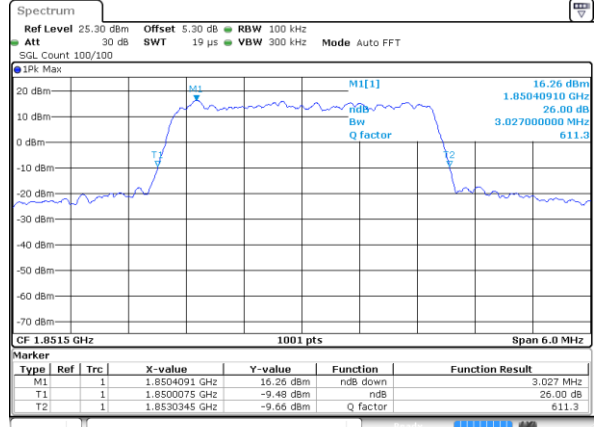
LTE Band 2

Lowest Channel / 3MHz / QPSK



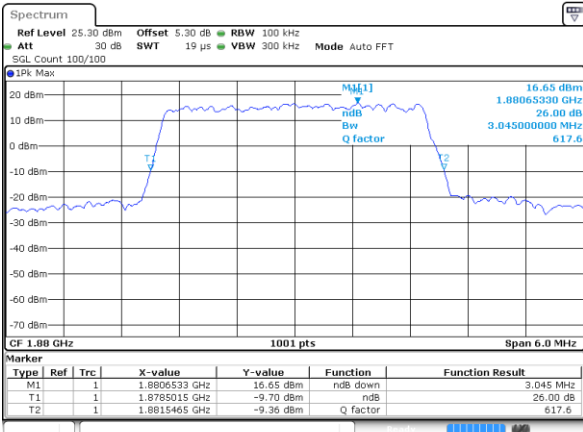
Date: 25 JUN 2020 17:36:09

Lowest Channel / 3MHz / 16QAM



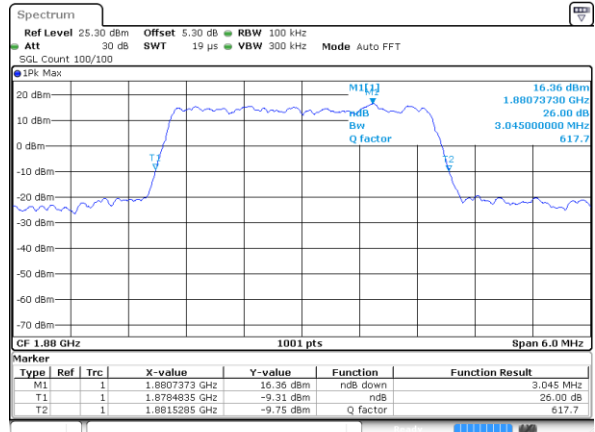
Date: 25 JUN 2020 17:36:19

Middle Channel / 3MHz / QPSK



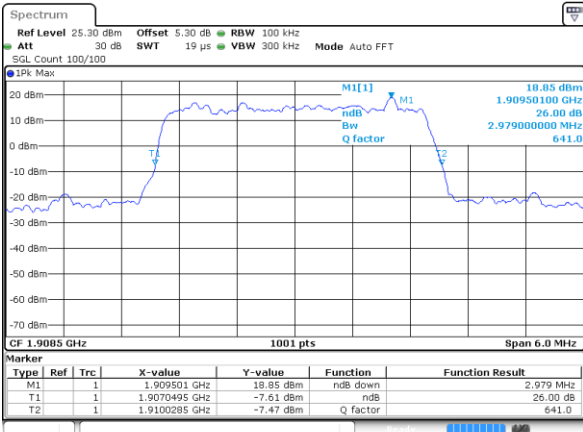
Date: 25 JUN 2020 17:43:09

Middle Channel / 3MHz / 16QAM



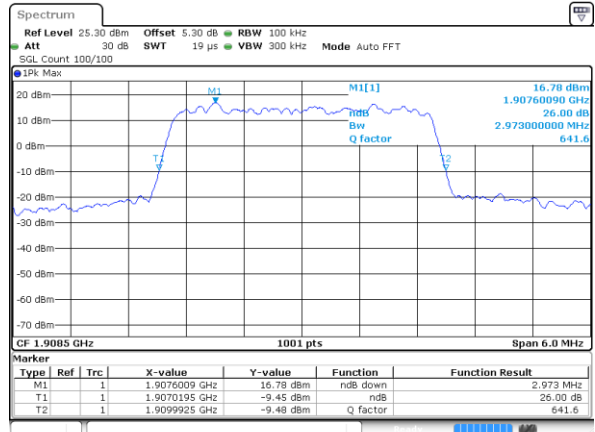
Date: 25 JUN 2020 17:43:19

Highest Channel / 3MHz / QPSK



Date: 25 JUN 2020 17:45:38

Highest Channel / 3MHz / 16QAM

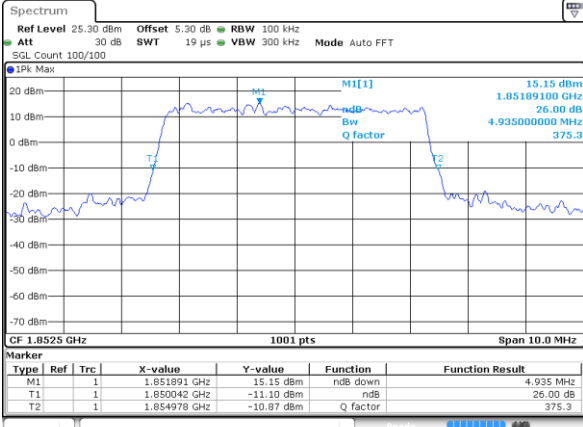


Date: 25 JUN 2020 17:45:48



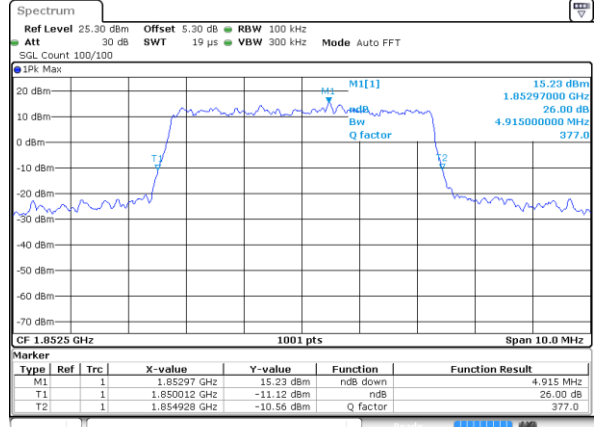
LTE Band 2

Lowest Channel / 5MHz / QPSK



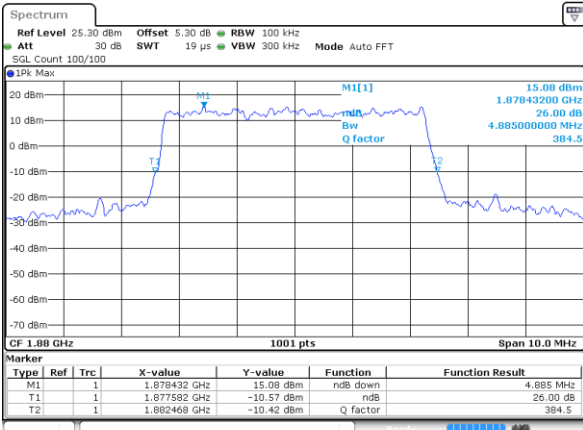
Date: 25 JUN 2020 17:52:38

Lowest Channel / 5MHz / 16QAM



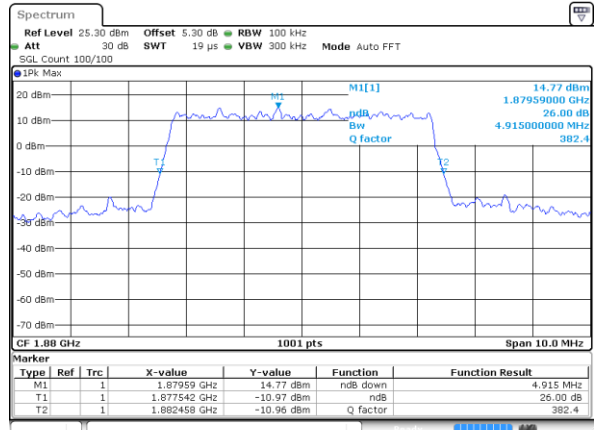
Date: 25 JUN 2020 17:52:48

Middle Channel / 5MHz / QPSK



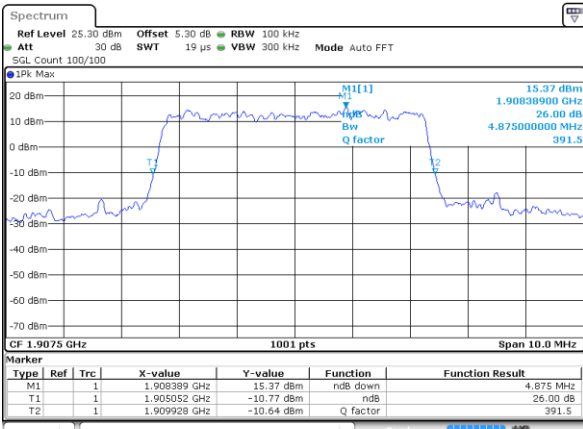
Date: 25 JUN 2020 17:59:37

Middle Channel / 5MHz / 16QAM



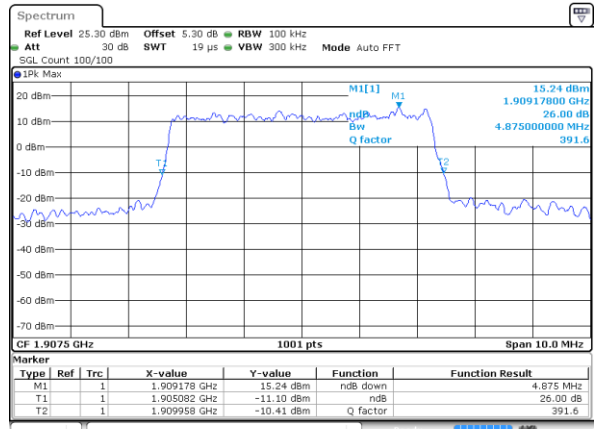
Date: 25 JUN 2020 17:59:47

Highest Channel / 5MHz / QPSK



Date: 25 JUN 2020 18:02:07

Highest Channel / 5MHz / 16QAM

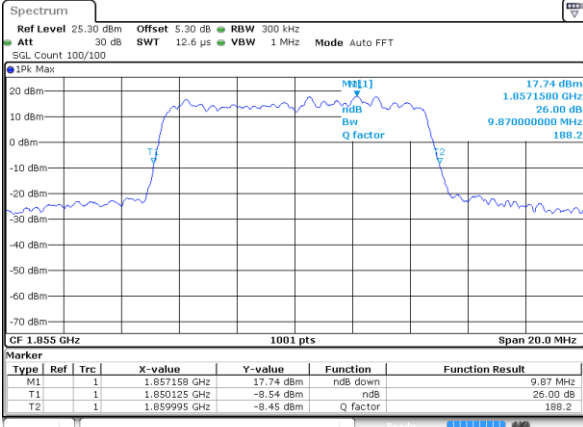


Date: 25 JUN 2020 18:02:17



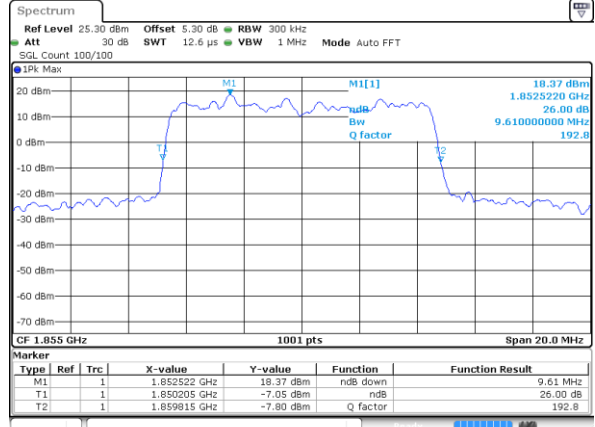
LTE Band 2

Lowest Channel / 10MHz / QPSK



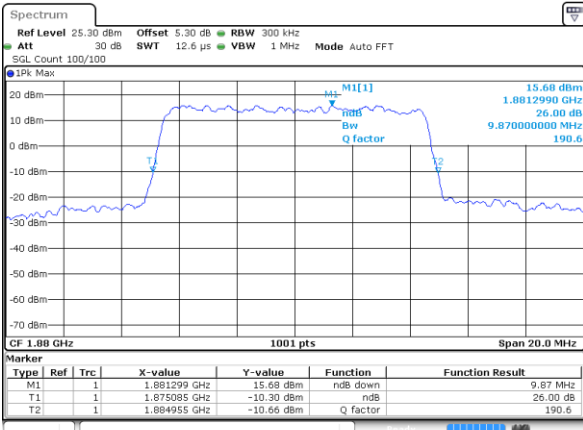
Date: 25 JUN 2020 18:09:07

Lowest Channel / 10MHz / 16QAM



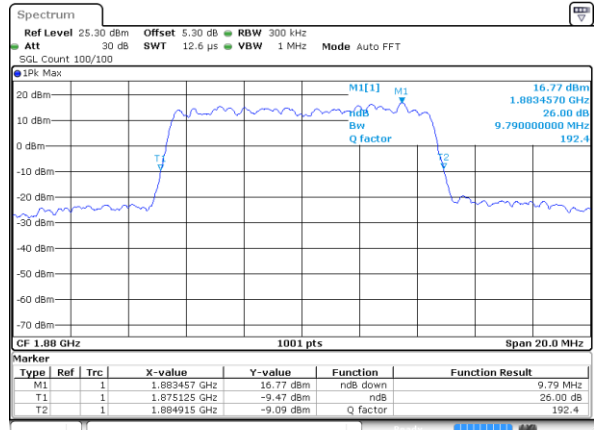
Date: 25 JUN 2020 18:09:17

Middle Channel / 10MHz / QPSK



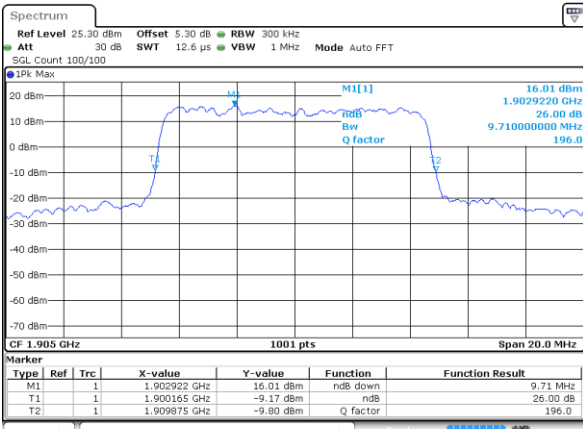
Date: 25 JUN 2020 18:16:07

Middle Channel / 10MHz / 16QAM



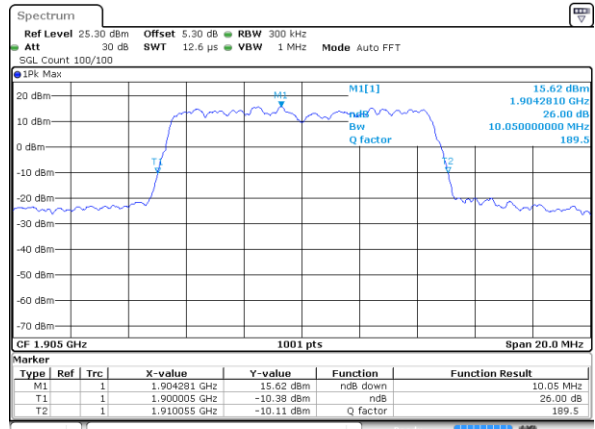
Date: 25 JUN 2020 18:16:17

Highest Channel / 10MHz / QPSK



Date: 25 JUN 2020 18:18:36

Highest Channel / 10MHz / 16QAM

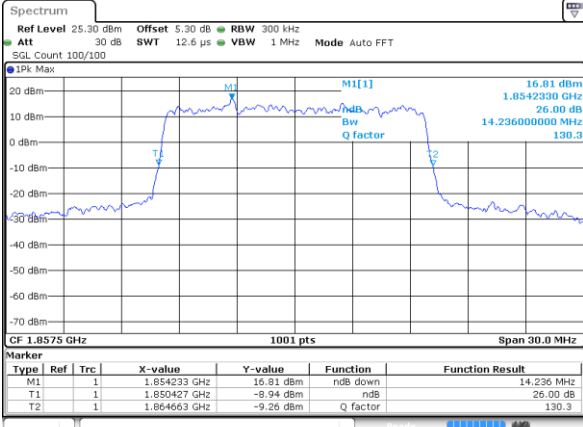


Date: 25 JUN 2020 18:18:46



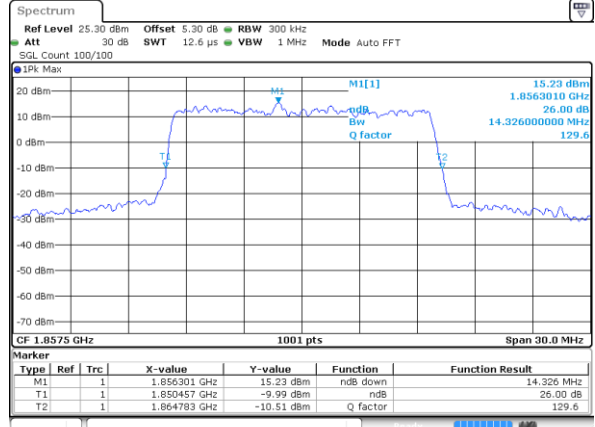
LTE Band 2

Lowest Channel / 15MHz / QPSK



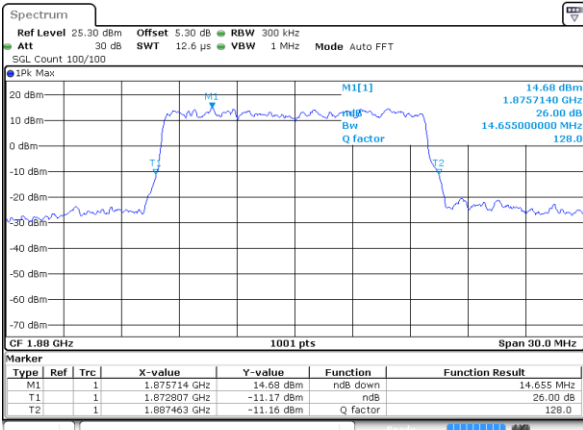
Date: 25 JUN 2020 18:25:36

Lowest Channel / 15MHz / 16QAM



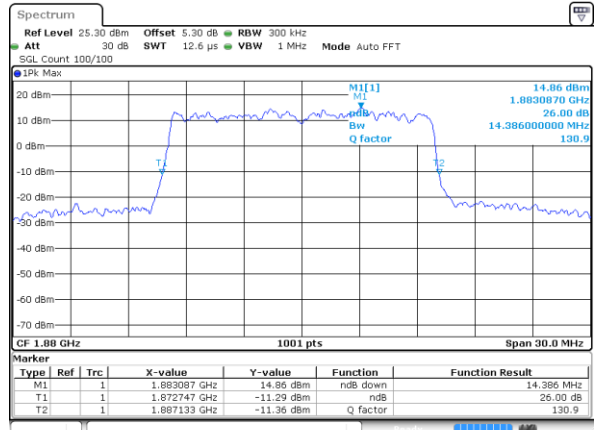
Date: 25 JUN 2020 18:25:46

Middle Channel / 15MHz / QPSK



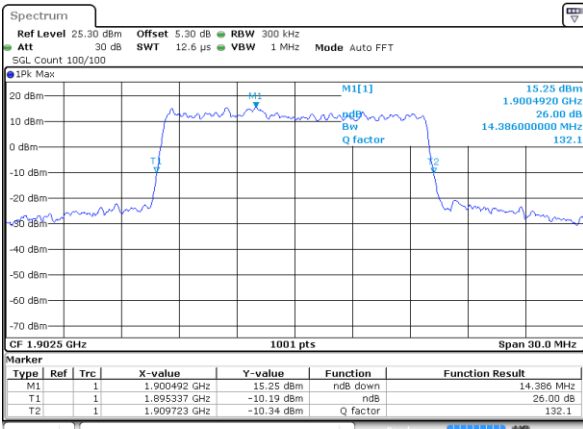
Date: 25 JUN 2020 18:32:36

Middle Channel / 15MHz / 16QAM



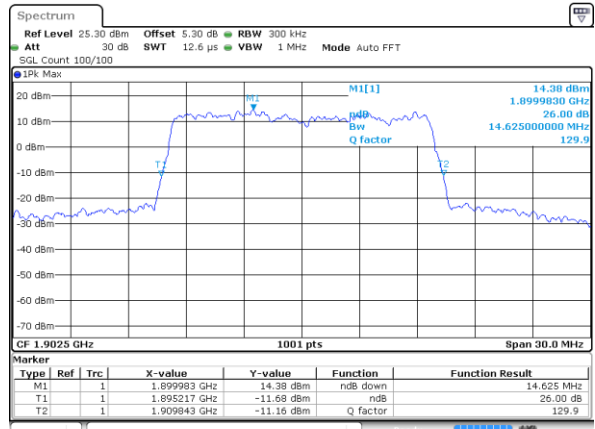
Date: 25 JUN 2020 18:32:46

Highest Channel / 15MHz / QPSK



Date: 25 JUN 2020 18:35:05

Highest Channel / 15MHz / 16QAM

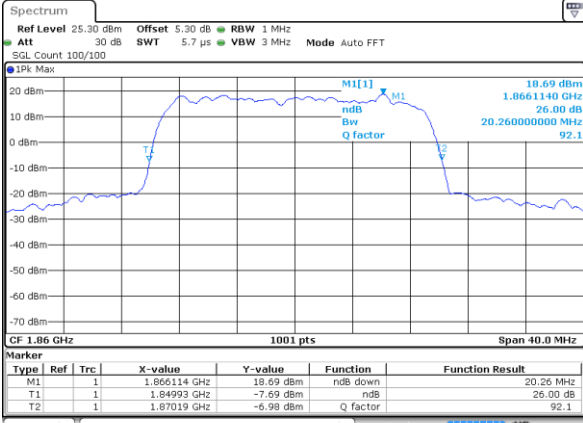


Date: 25 JUN 2020 18:35:16



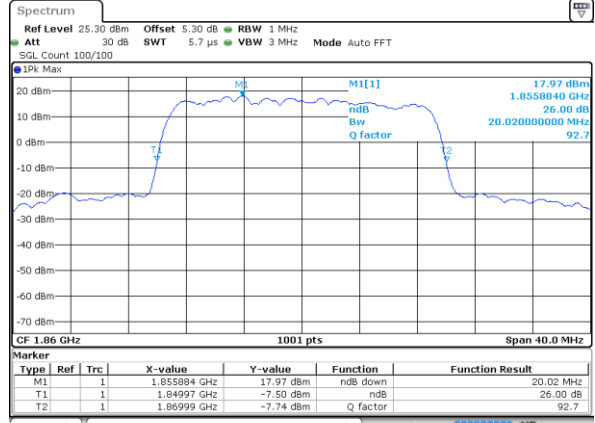
LTE Band 2

Lowest Channel / 20MHz / QPSK



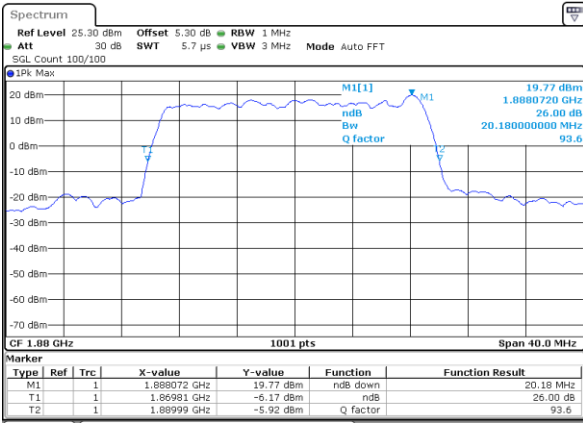
Date: 25 JUN 2020 18:42:05

Lowest Channel / 20MHz / 16QAM



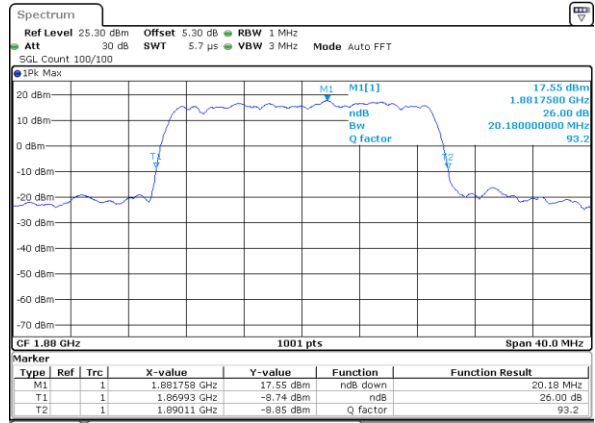
Date: 25 JUN 2020 18:42:15

Middle Channel / 20MHz / QPSK



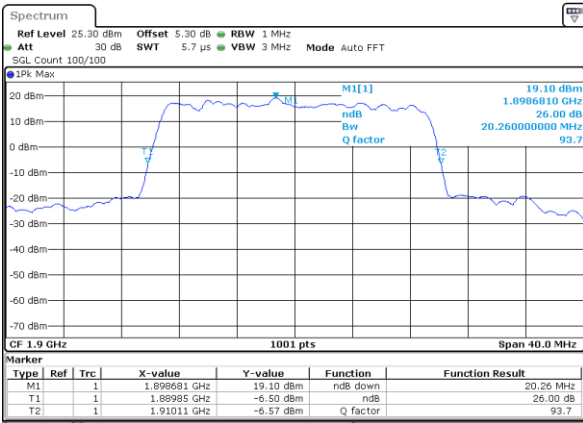
Date: 25 JUN 2020 18:49:05

Middle Channel / 20MHz / 16QAM



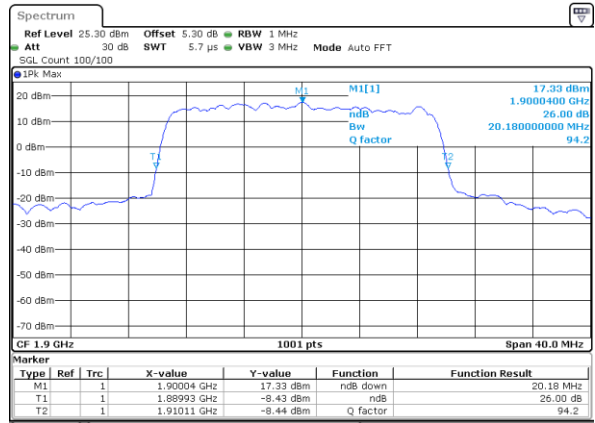
Date: 25 JUN 2020 18:49:15

Highest Channel / 20MHz / QPSK



Date: 25 JUN 2020 18:51:35

Highest Channel / 20MHz / 16QAM

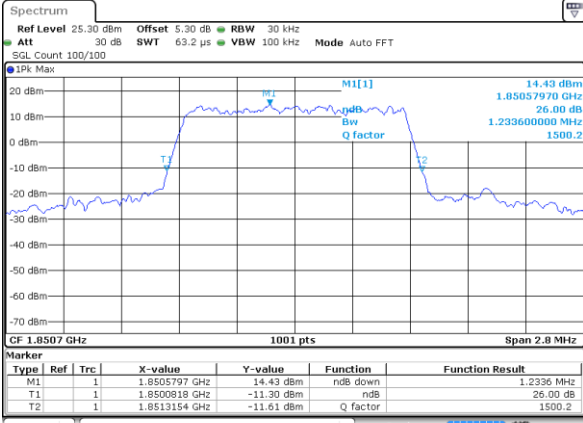


Date: 25 JUN 2020 18:51:45



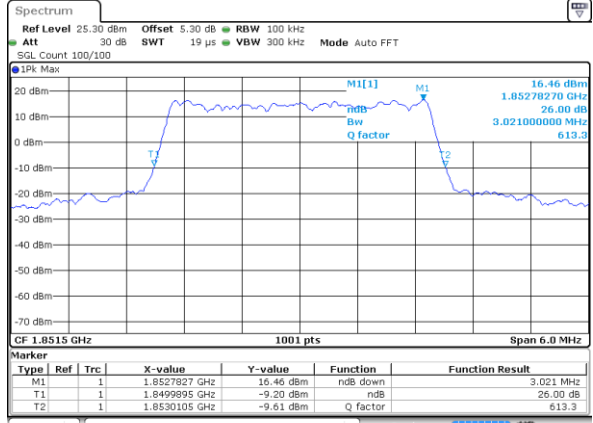
LTE Band 2

Lowest Channel / 1.4MHz / 64QAM



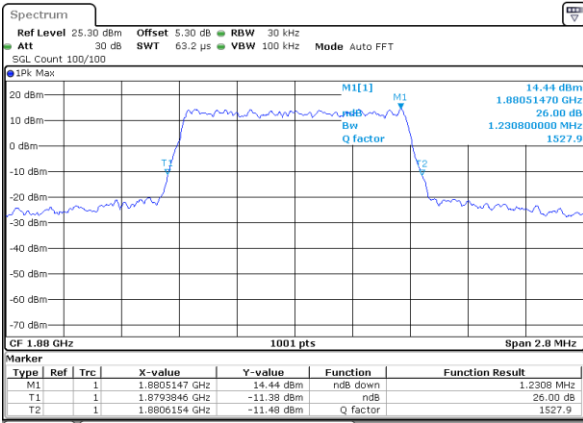
Date: 25 JUN 2020 19:01:15

Lowest Channel / 3MHz / 64QAM



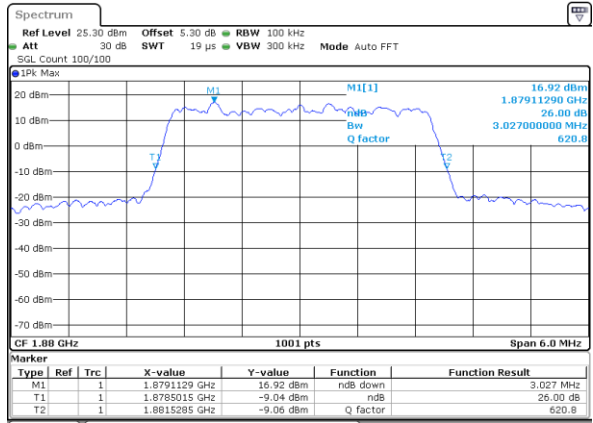
Date: 25 JUN 2020 19:01:45

Middle Channel / 1.4MHz / 64QAM



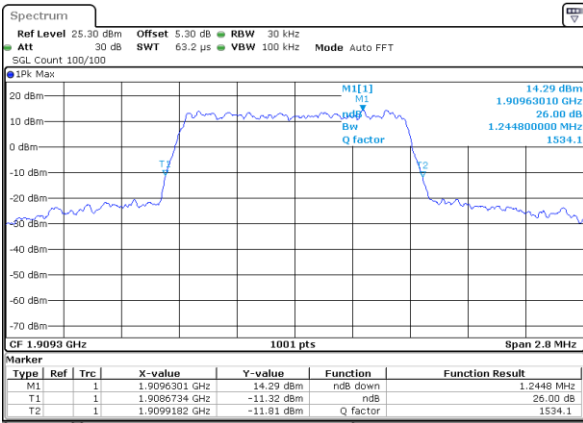
Date: 25 JUN 2020 19:01:25

Middle Channel / 3MHz / 64QAM



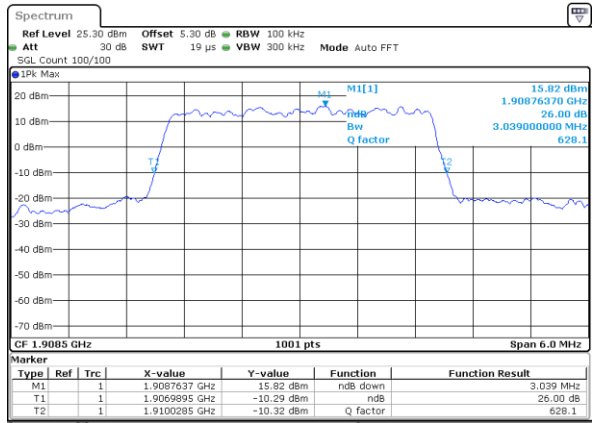
Date: 25 JUN 2020 19:01:55

Highest Channel / 1.4MHz / 64QAM



Date: 25 JUN 2020 19:01:35

Highest Channel / 3MHz / 64QAM

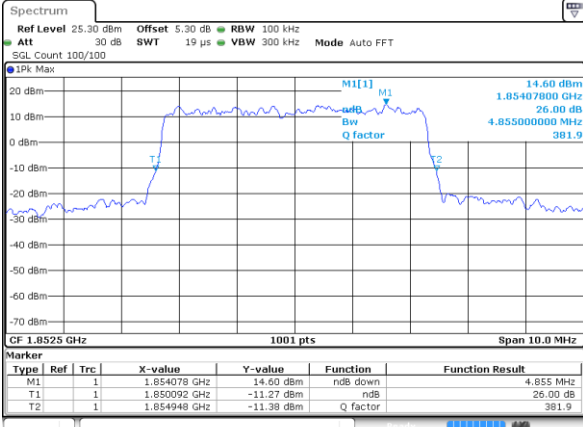


Date: 25 JUN 2020 19:02:05



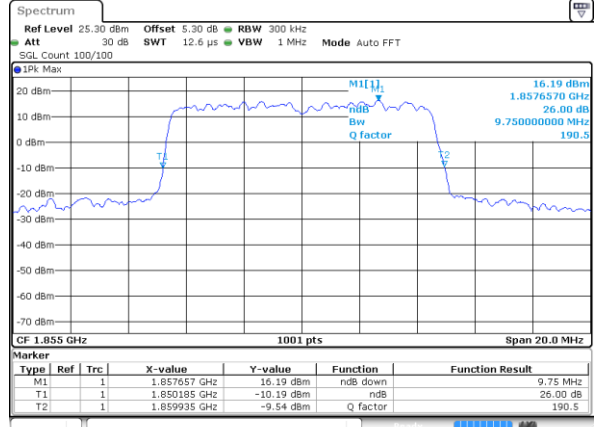
LTE Band 2

Lowest Channel / 5MHz / 64QAM



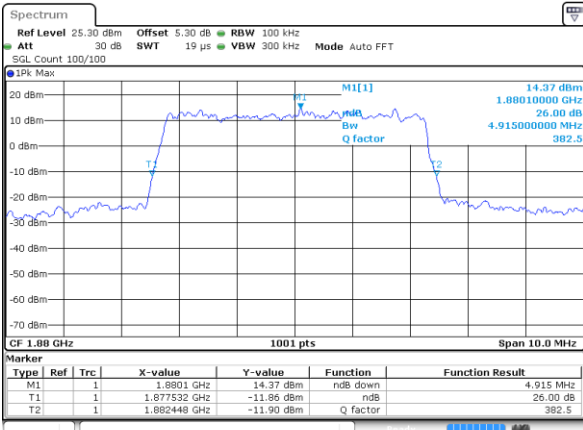
Date: 25 JUN 2020 19:02:16

Lowest Channel / 10MHz / 64QAM



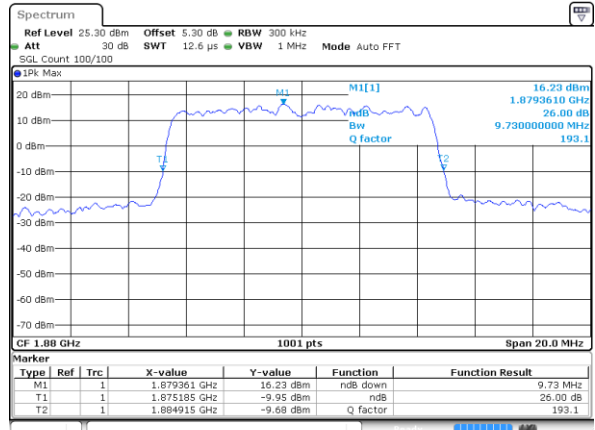
Date: 25 JUN 2020 19:02:46

Middle Channel / 5MHz / 64QAM



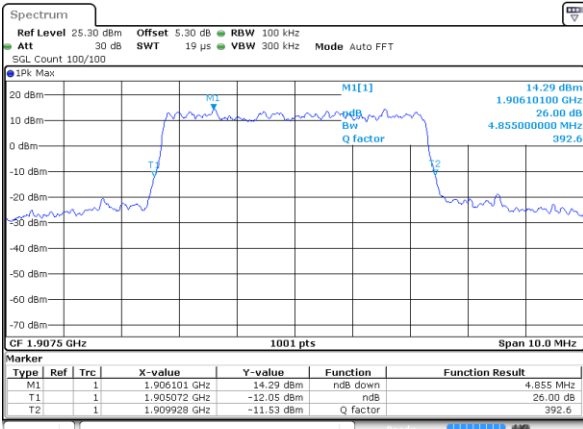
Date: 25 JUN 2020 19:02:26

Middle Channel / 10MHz / 64QAM



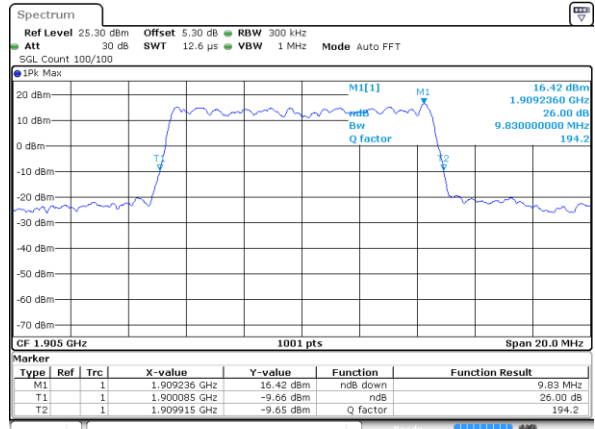
Date: 25 JUN 2020 19:02:56

Highest Channel / 5MHz / 64QAM



Date: 25 JUN 2020 19:02:36

Highest Channel / 10MHz / 64QAM

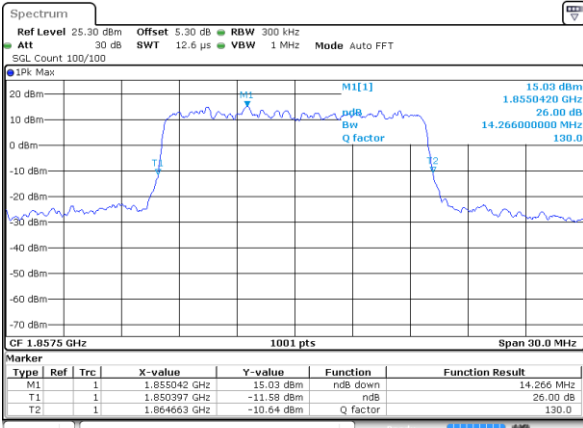


Date: 25 JUN 2020 19:03:06



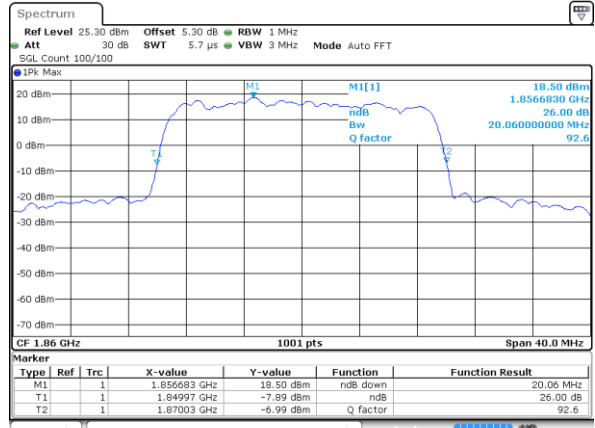
LTE Band 2

Lowest Channel / 15MHz / 64QAM



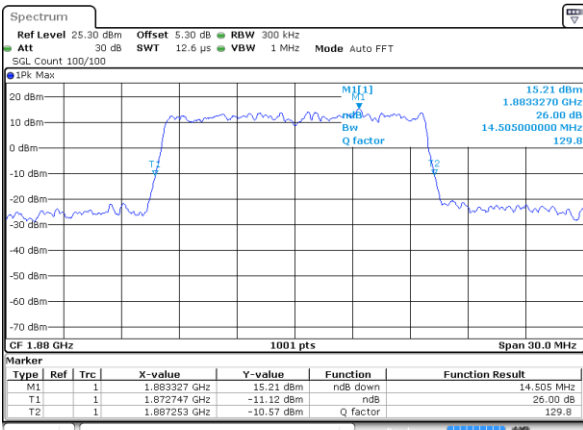
Date: 25 JUN 2020 19 03 16

Lowest Channel / 20MHz / 64QAM



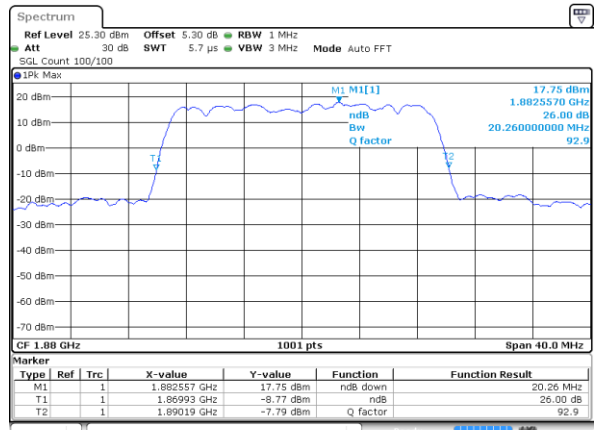
Date: 25 JUN 2020 19 03 46

Middle Channel / 15MHz / 64QAM



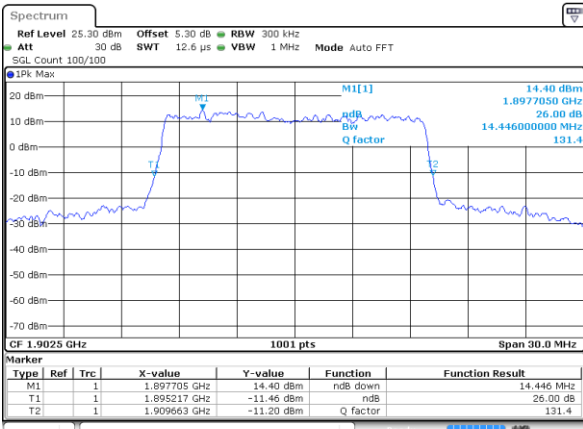
Date: 25 JUN 2020 19 03 26

Middle Channel / 20MHz / 64QAM



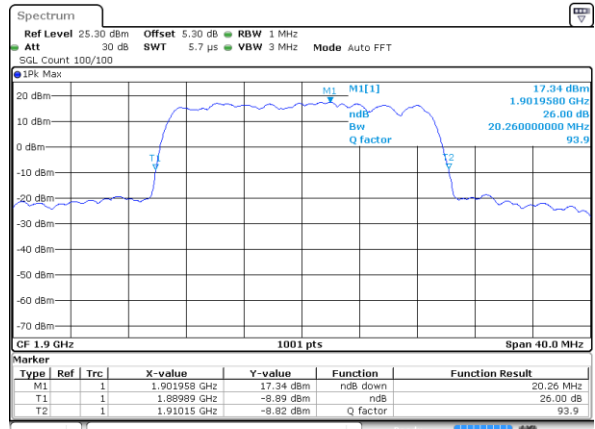
Date: 25 JUN 2020 19 03 56

Highest Channel / 15MHz / 64QAM



Date: 25 JUN 2020 19 03 36

Highest Channel / 20MHz / 64QAM



Date: 25 JUN 2020 19 04 06



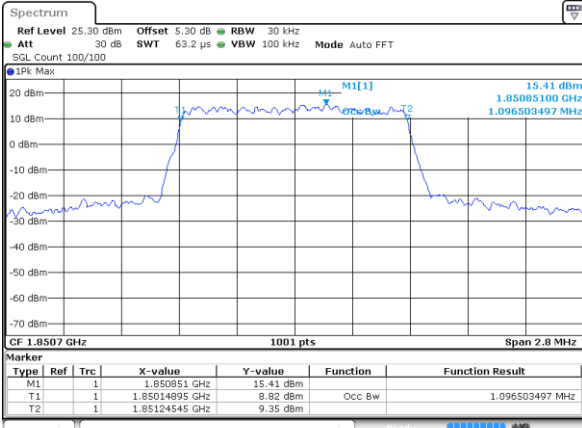
Occupied Bandwidth

Mode	LTE Band 2 : 99%OBW(MHz)											
BW	1.4MHz		3MHz		5MHz		10MHz		15MHz		20MHz	
Mod.	QPSK	16QAM	QPSK	16QAM	QPSK	16QAM	QPSK	16QAM	QPSK	16QAM	QPSK	16QAM
Lowest CH	1.10	1.09	2.72	2.73	4.49	4.49	9.05	9.03	13.40	13.34	18.34	18.30
Middle CH	1.09	1.09	2.71	2.73	4.52	4.48	9.07	8.95	13.37	13.55	18.34	18.34
Highest CH	1.10	1.10	2.73	2.72	4.49	4.51	9.01	8.97	13.40	13.52	18.30	18.30
Mode	LTE Band 2 : 99%OBW(MHz)											
BW	1.4MHz		3MHz		5MHz		10MHz		15MHz		20MHz	
Mod.	64QAM		64QAM		64QAM		64QAM		64QAM		64QAM	
Lowest CH	1.09	-	2.72	-	4.50	-	9.01	-	13.49	-	18.26	-
Middle CH	1.10	-	2.73	-	4.50	-	9.05	-	13.46	-	18.30	-
Highest CH	1.09	-	2.72	-	4.50	-	9.07	-	13.49	-	18.34	-



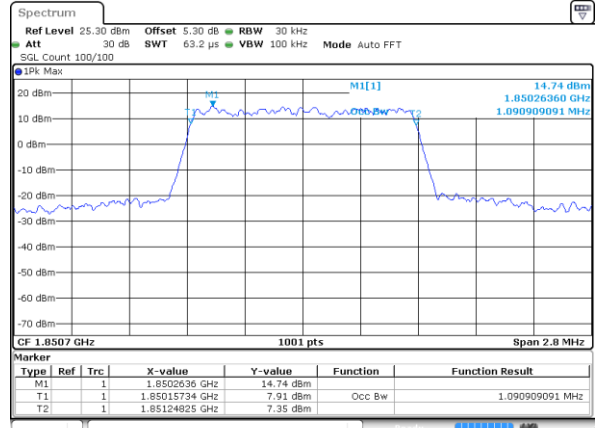
LTE Band 2

Lowest Channel / 1.4MHz / QPSK



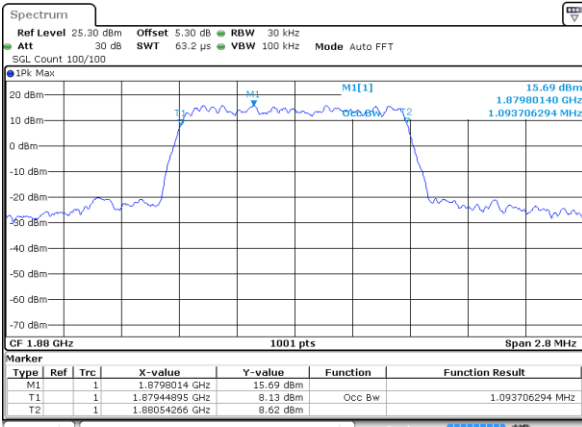
Date: 25 JUN 2020 17:19:19

Lowest Channel / 1.4MHz / 16QAM



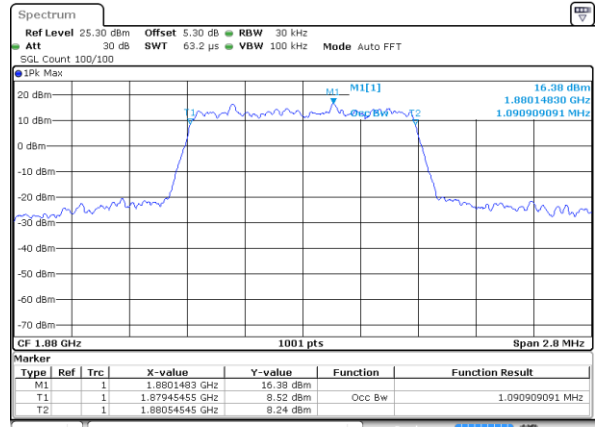
Date: 25 JUN 2020 17:19:29

Middle Channel / 1.4MHz / QPSK



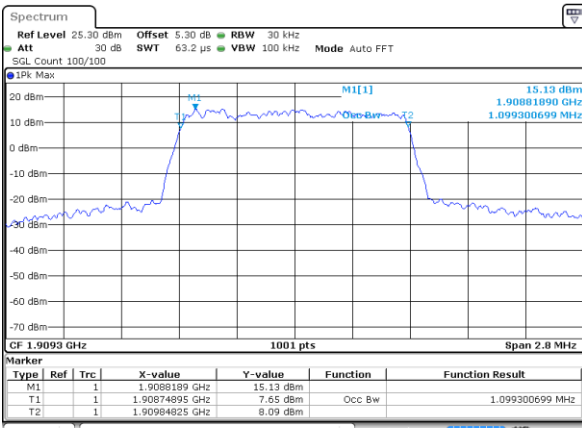
Date: 25 JUN 2020 17:28:19

Middle Channel / 1.4MHz / 16QAM



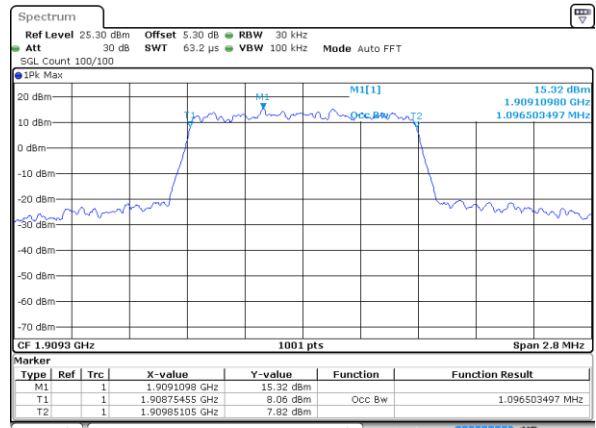
Date: 25 JUN 2020 17:28:29

Highest Channel / 1.4MHz / QPSK



Date: 25 JUN 2020 17:28:49

Highest Channel / 1.4MHz / 16QAM

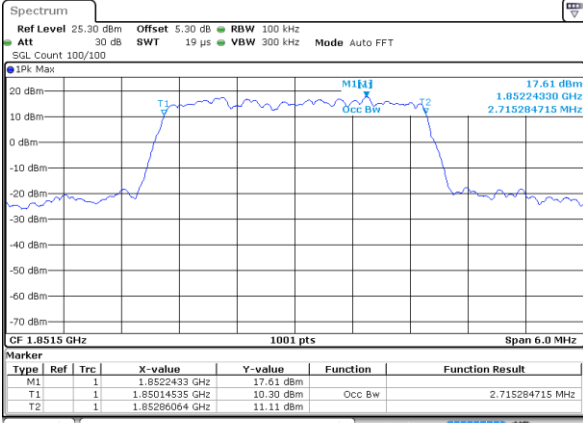


Date: 25 JUN 2020 17:28:59



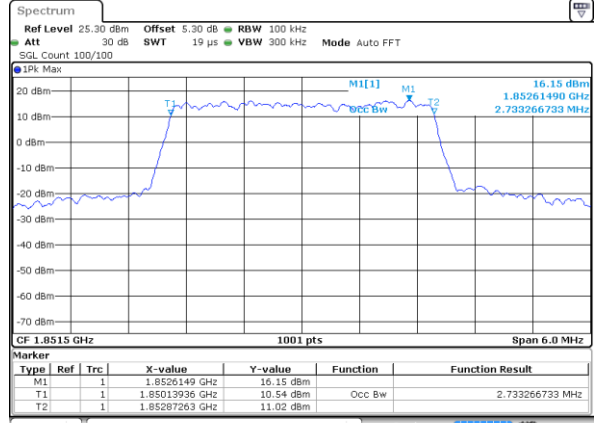
LTE Band 2

Lowest Channel / 3MHz / QPSK



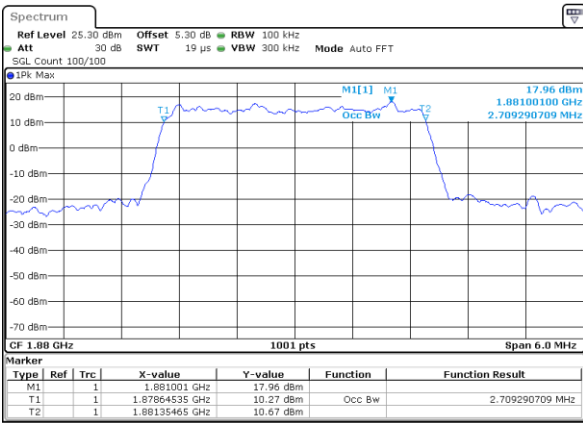
Date: 25 JUN 2020 17:35:49

Lowest Channel / 3MHz / 16QAM



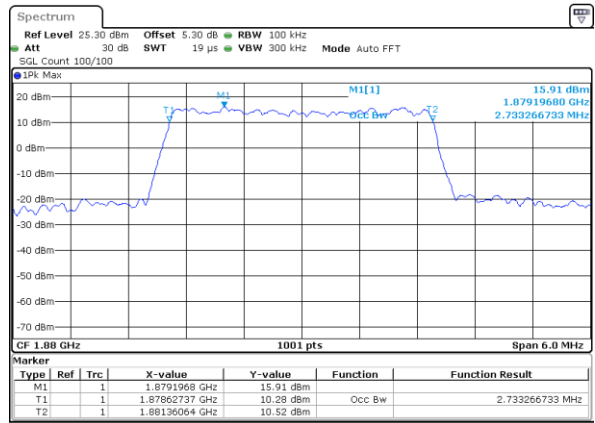
Date: 25 JUN 2020 17:35:59

Middle Channel / 3MHz / QPSK



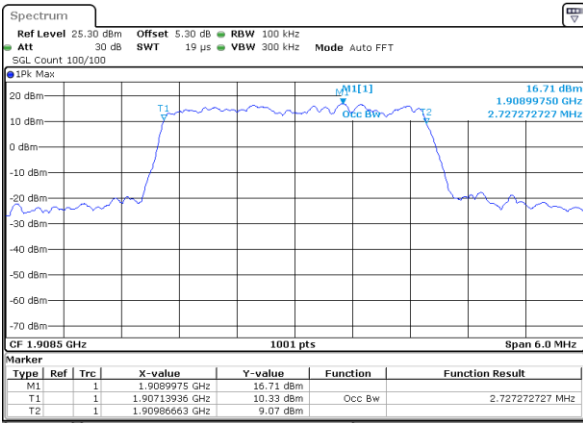
Date: 25 JUN 2020 17:42:49

Middle Channel / 3MHz / 16QAM



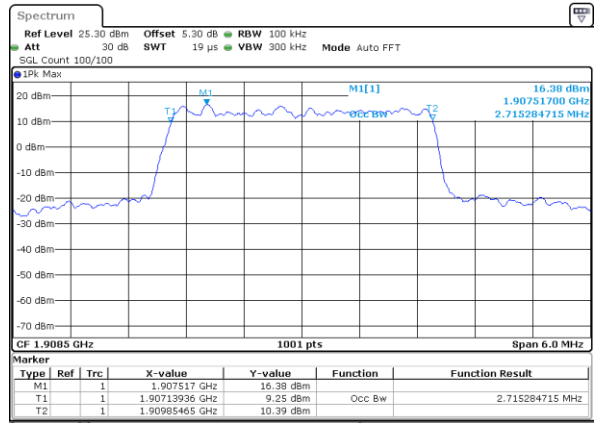
Date: 25 JUN 2020 17:42:59

Highest Channel / 3MHz / QPSK



Date: 25 JUN 2020 17:45:18

Highest Channel / 3MHz / 16QAM

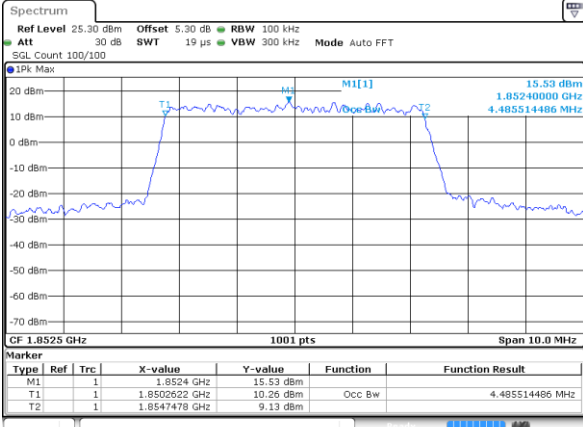


Date: 25 JUN 2020 17:45:28



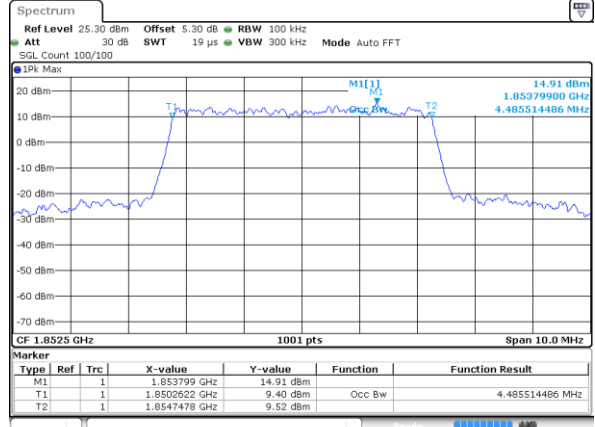
LTE Band 2

Lowest Channel / 5MHz / QPSK



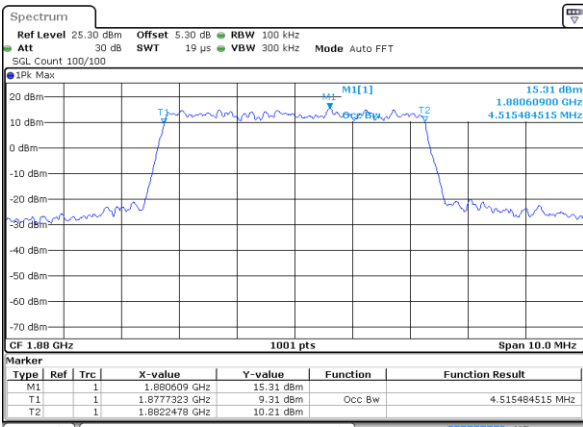
Date: 25 JUN 2020 17:52:18

Lowest Channel / 5MHz / 16QAM



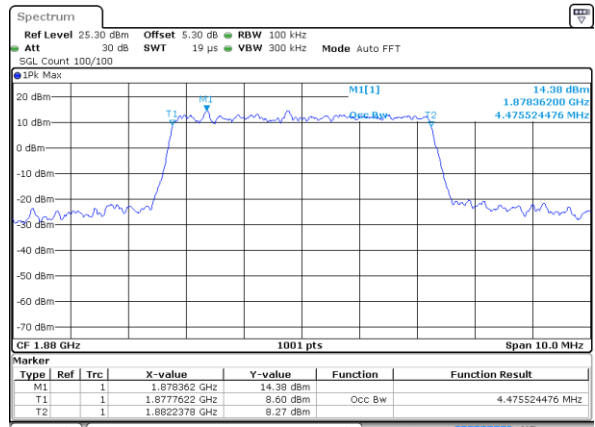
Date: 25 JUN 2020 17:52:28

Middle Channel / 5MHz / QPSK



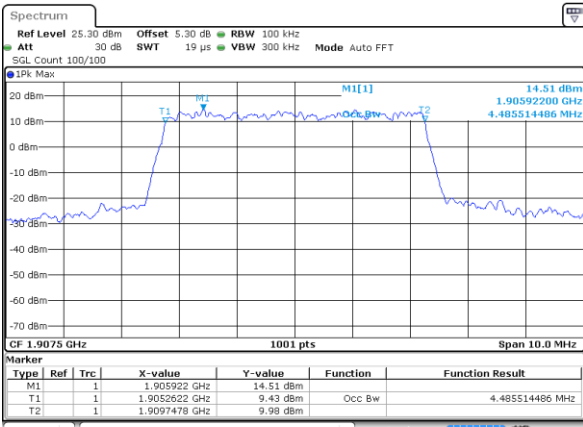
Date: 25 JUN 2020 17:59:17

Middle Channel / 5MHz / 16QAM



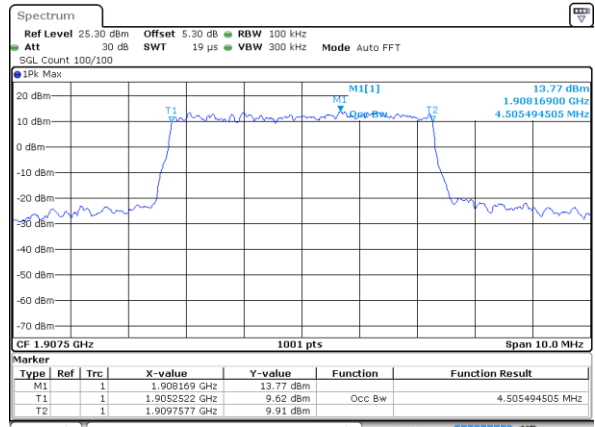
Date: 25 JUN 2020 17:59:27

Highest Channel / 5MHz / QPSK



Date: 25 JUN 2020 18:01:47

Highest Channel / 5MHz / 16QAM

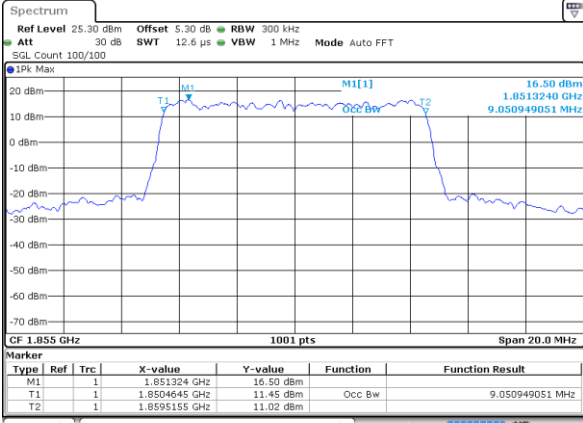


Date: 25 JUN 2020 18:01:57



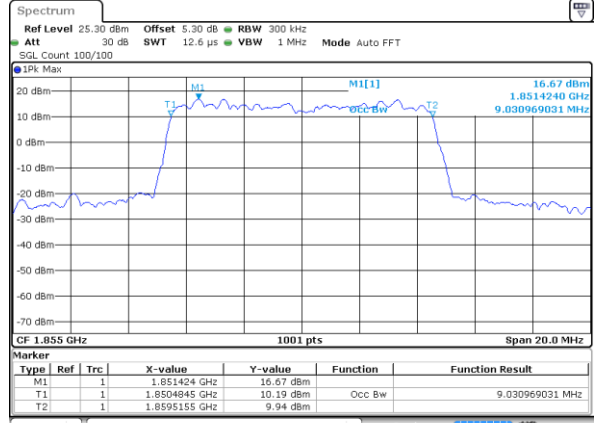
LTE Band 2

Lowest Channel / 10MHz / QPSK



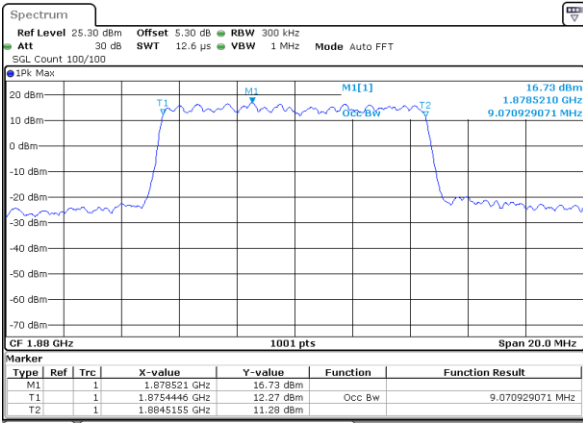
Date: 25 JUN 2020 18:08:47

Lowest Channel / 10MHz / 16QAM



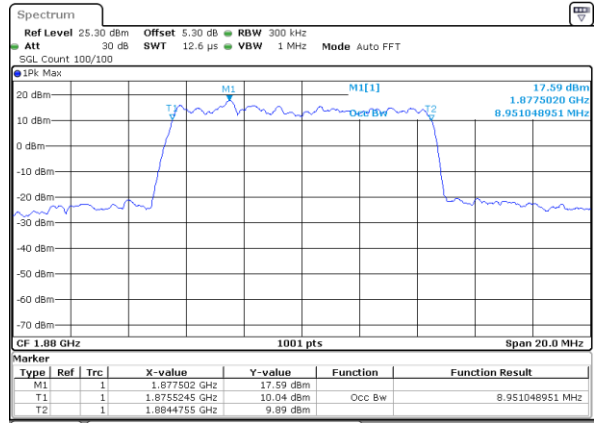
Date: 25 JUN 2020 18:08:57

Middle Channel / 10MHz / QPSK



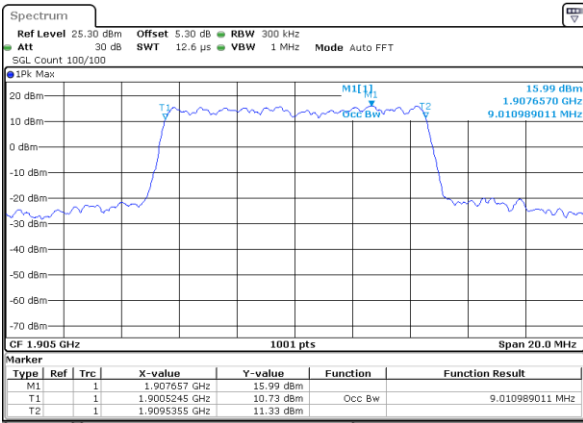
Date: 25 JUN 2020 18:15:47

Middle Channel / 10MHz / 16QAM



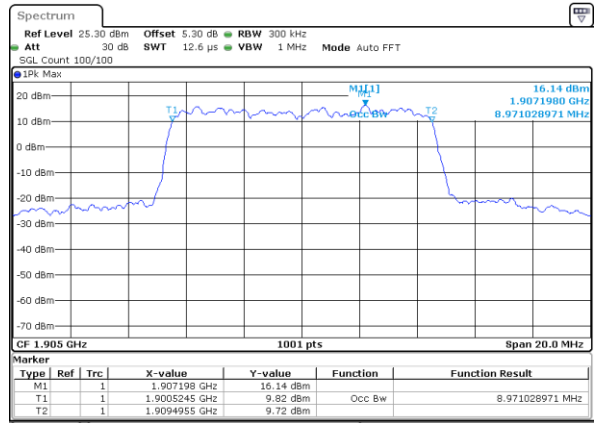
Date: 25 JUN 2020 18:15:57

Highest Channel / 10MHz / QPSK



Date: 25 JUN 2020 18:18:16

Highest Channel / 10MHz / 16QAM



Date: 25 JUN 2020 18:18:26