



FCC SAR TEST REPORT

Report No.: ZR/2020/70033
Applicant: Motorola Mobility LLC
Manufacturer: Motorola Mobility LLC
Product Name: Mobile Cellular Phone
Type Name: MC368
Model No.(EUT): XT2081-3
Trade Mark: Motorola
FCC ID: IHDT56ZD8
Standards: FCC 47CFR §2.1093
Date of Receipt: 2020-07-16
Date of Test: 2020-07-25 to 2020-08-15
Date of Issue: 2020-08-16
Test conclusion: **PASS ***

* In the configuration tested, the EUT detailed in this report complied with the standards specified above.

Authorized Signature:

Derek Yang

Wireless Laboratory Manager

The manufacturer should ensure that all products in series production are in conformity with the product sample detailed in this report.

If the product in this report is used in any configuration other than that detailed in the report, the manufacturer must ensure the new system complies with all relevant standards. Any mention of SGS International Electrical Approvals or testing done by SGS International Electrical Approvals in connection with, distribution or use of the product described in this report must be approved by SGS International Electrical Approvals in writing.



Unless otherwise agreed in writing, this document is issued by the Company subject to its General Conditions of Service printed overleaf, available on request or accessible at <http://www.sgs.com/en/Terms-and-Conditions.aspx> and, for electronic format documents, subject to Terms and Conditions for Electronic Documents at <http://www.sgs.com/en/Terms-and-Conditions/Terms-e-Documents.aspx>. Attention is drawn to the limitation of liability, indemnification and jurisdiction issues defined therein. Any holder of this document is advised that information contained hereon reflects the Company's findings at the time of its intervention only and within the limits of Client's instructions, if any. The Company's sole responsibility is to its Client and this document does not exonerate parties to a transaction from exercising all their rights and obligations under the transaction documents. This document cannot be reproduced except in full, without prior written approval of the Company. Any unauthorized alteration, forgery or falsification of the content or appearance of this document is unlawful and offenders may be prosecuted to the fullest extent of the law. Unless otherwise stated the results shown in this test report refer only to the sample(s) tested and such sample(s) are retained for 30 days only.
Attention: To check the authenticity of testing /inspection report & certificate, please contact us at telephone: (86-755) 8307 1443, or email: CN.Doccheck@sgs.com

REVISION HISTORY

Report Number	Revision	Description	Issue Date
ZR/2020/7003306	01	Original	2020-08-16




Unless otherwise agreed in writing, this document is issued by the Company subject to its General Conditions of Service printed overleaf, available on request or accessible at <http://www.sgs.com/en/Terms-and-Conditions.aspx> and, for electronic format documents, subject to Terms and Conditions for Electronic Documents at <http://www.sgs.com/en/Terms-and-Conditions/Terms-e-Documents.aspx>. Attention is drawn to the limitation of liability, indemnification and jurisdiction issues defined therein. Any holder of this document is advised that information contained hereon reflects the Company's findings at the time of its intervention only and within the limits of Client's instructions, if any. The Company's sole responsibility is to its Client and this document does not exonerate parties to a transaction from exercising all their rights and obligations under the transaction documents. This document cannot be reproduced except in full, without prior written approval of the Company. Any unauthorized alteration, forgery or falsification of the content or appearance of this document is unlawful and offenders may be prosecuted to the fullest extent of the law. Unless otherwise stated the results shown in this test report refer only to the sample(s) tested and such sample(s) are retained for 30 days only.

Attention: To check the authenticity of testing /inspection report & certificate, please contact us at telephone: (86-755) 8307 1443, or email: CN.Doccheck@sgs.com
 No.1 Workshop, M-10, Middle Section, Science & Technology Park, Shenzhen, China 518057 t (86-755) 26012053 f (86-755) 26710594 www.sgs.com.cn
 中国·深圳·科技园中区M-10栋一号厂房 邮编: 518057 t (86-755) 26012053 f (86-755) 26710594 sgs.china@sgs.com

TEST SUMMARY

Frequency Band	Maximum Reported SAR(W/kg)			
	Head	Body-worn	Hotspot	Product specific 10g SAR
GSM850	0.32	1.04	1.30	2.78
GSM1900	0.12	1.10	1.31	2.18
WCDMA Band II	0.32	1.36	1.03	1.51
WCDMA Band V	0.44	1.07	1.07	/
LTE Band 2	0.32	1.07	1.15	1.34
LTE Band 5	0.48	0.97	0.97	/
LTE Band 7	0.12	1.41	1.34	1.56
LTE Band 26	0.26	1.30	1.30	2.51
LTE Band 38	0.10	1.32	1.38	1.24
LTE Band 41	0.16	1.41	1.41	1.22
WiFi 2.4G	1.11	1.19	1.19	/
BT	0.37	0.24	0.24	/
SAR Limited(W/kg)	1.6			4.0
Maximum Simultaneous Transmission SAR (W/kg)				
Scenario	Head	Body-worn	Hotspot	Product specific 10g SAR
Sum SAR	1.58	1.50	1.59	2.78
SPLSR	N/A	0.033	0.016	N/A
SPLSR Limited	0.04			0.10

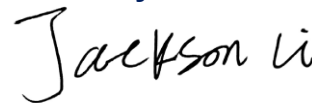
Approved & Released by



Simon Ling

SAR Manager

Tested by



Jackson Li

SAR Engineer



CONTENTS

1	GENERAL INFORMATION	6
1.1	DETAILS OF CLIENT.....	6
1.2	TEST LOCATION.....	6
1.3	TEST FACILITY.....	7
1.4	GENERAL DESCRIPTION OF EUT.....	8
1.4.1	DUT Antenna Locations(Front View).....	10
1.4.2	Power reduction specification.....	11
1.5	TEST SPECIFICATION.....	12
1.6	RF EXPOSURE LIMITS.....	13
2	LABORATORY ENVIRONMENT	14
3	SAR MEASUREMENTS SYSTEM CONFIGURATION	15
3.1	THE SAR MEASUREMENT SYSTEM.....	15
3.2	ISOTROPIC E-FIELD PROBE EX3DV4.....	16
3.3	DATA ACQUISITION ELECTRONICS (DAE).....	17
3.4	SAM TWIN PHANTOM.....	17
3.5	ELI PHANTOM.....	18
3.6	DEVICE HOLDER FOR TRANSMITTERS.....	19
3.7	MEASUREMENT PROCEDURE.....	20
3.7.1	Scanning procedure.....	20
3.7.2	Data Storage.....	22
3.7.3	Data Evaluation by SEMCAD.....	22
4	SAR MEASUREMENT VARIABILITY AND UNCERTAINTY	24
4.1	SAR MEASUREMENT VARIABILITY.....	24
4.2	SAR MEASUREMENT UNCERTAINTY.....	24
5	DESCRIPTION OF TEST POSITION	25
5.1	HEAD EXPOSURE CONDITION.....	25
5.1.1	SAM Phantom Shape.....	25
5.1.2	EUT constructions.....	26
5.1.3	Definition of the “cheek” position.....	26
5.1.4	Definition of the “tilted” position.....	27
5.2	BODY EXPOSURE CONDITION.....	28
5.2.1	Body-worn accessory exposure conditions.....	28
5.2.2	Wireless Router exposure conditions.....	29
5.3	EXTREMITY EXPOSURE CONDITIONS.....	29
6	SAR SYSTEM VERIFICATION PROCEDURE	34
6.1	TISSUE SIMULATE LIQUID.....	34
6.1.1	Recipes for Tissue Simulate Liquid.....	34
6.1.2	Measurement for Tissue Simulate Liquid.....	35
6.2	SAR SYSTEM CHECK.....	36
6.2.1	Justification for Extended SAR Dipole Calibrations.....	37
6.2.2	Summary System Check Result(s).....	38



Unless otherwise agreed in writing, this document is issued by the Company subject to its General Conditions of Service printed overleaf, available on request or accessible at <http://www.sgs.com/en/Terms-and-Conditions.aspx> and, for electronic format documents, subject to Terms and Conditions for Electronic Documents at <http://www.sgs.com/en/Terms-and-Conditions/Terms-e-Documents.aspx>. Attention is drawn to the limitation of liability, indemnification and jurisdiction issues defined therein. Any holder of this document is advised that information contained hereon reflects the Company's findings at the time of its intervention only and within the limits of Client's instructions, if any. The Company's sole responsibility is to its Client and this document does not exonerate parties to a transaction from exercising all their rights and obligations under the transaction documents. This document cannot be reproduced except in full, without prior written approval of the Company. Any unauthorized alteration, forgery or falsification of the content or appearance of this document is unlawful and offenders may be prosecuted to the fullest extent of the law. Unless otherwise stated the results shown in this test report refer only to the sample(s) tested and such sample(s) are retained for 30 days only.

Attention: To check the authenticity of testing /inspection report & certificate, please contact us at telephone: (86-755) 8307 1443, or email: CN.Doccheck@sgs.com

6.2.3	Detailed System Check Results.....	38
7	TEST CONFIGURATION	39
7.1	3G SAR TEST REDUCTION PROCEDURE.....	39
7.2	OPERATION CONFIGURATIONS	39
7.2.1	GSM Test Configuration.....	39
7.2.2	WCDMA Test Configuration	40
7.2.3	WiFi Test Configuration.....	46
7.2.4	LTE Test Configuration	50
8	TEST RESULT	53
8.1	MEASUREMENT OF RF CONDUCTED POWER	53
8.1.1	Conducted Power of Main Antenna.....	53
8.1.2	Conducted Power of WIFI and BT.....	84
8.2	STAND-ALONE SAR TEST EVALUATION	86
8.3	MEASUREMENT OF SAR DATA.....	87
8.3.1	SAR Result of GSM850.....	87
8.3.2	SAR Result of GSM1900	89
8.3.3	SAR Result of WCDMA Band II.....	91
8.3.4	SAR Result of WCDMA Band V.....	93
8.3.5	SAR Result of LTE Band 2.....	94
8.3.6	SAR Result of LTE Band 5.....	96
8.3.7	SAR Result of LTE Band 7.....	98
8.3.8	SAR Result of LTE Band 26.....	100
8.3.9	SAR Result of LTE Band 38.....	102
8.3.10	SAR Result of LTE Band 41.....	104
8.3.11	SAR Result of WIFI 2.4G.....	106
8.3.12	SAR Result of BT	107
8.4	MULTIPLE TRANSMITTER EVALUATION	108
8.4.1	Simultaneous SAR SAR test evaluation.....	108
8.4.2	Simultaneous Transmission SAR Summation Scenario	109
8.4.3	SPLSR Evaluation and Analysis.....	111
9	EQUIPMENT LIST	121
10	CALIBRATION CERTIFICATE.....	122
11	PHOTOGRAPHS	122
	APPENDIX A: DETAILED SYSTEM CHECK RESULTS.....	122
	APPENDIX B: DETAILED TEST RESULTS	122
	APPENDIX C: CALIBRATION CERTIFICATE	122
	APPENDIX D: PHOTOGRAPHS.....	122



Unless otherwise agreed in writing, this document is issued by the Company subject to its General Conditions of Service printed overleaf, available on request or accessible at <http://www.sgs.com/en/Terms-and-Conditions.aspx> and, for electronic format documents, subject to Terms and Conditions for Electronic Documents at <http://www.sgs.com/en/Terms-and-Conditions/Terms-e-Documents.aspx>. Attention is drawn to the limitation of liability, indemnification and jurisdiction issues defined therein. Any holder of this document is advised that information contained hereon reflects the Company's findings at the time of its intervention only and within the limits of Client's instructions, if any. The Company's sole responsibility is to its Client and this document does not exonerate parties to a transaction from exercising all their rights and obligations under the transaction documents. This document cannot be reproduced except in full, without prior written approval of the Company. Any unauthorized alteration, forgery or falsification of the content or appearance of this document is unlawful and offenders may be prosecuted to the fullest extent of the law. Unless otherwise stated the results shown in this test report refer only to the sample(s) tested and such sample(s) are retained for 30 days only.

1 General Information

1.1 Details of Client

Applicant:	Motorola Mobility LLC
Address:	222 W Merchandise Mart Plaza, Suite 1800, Chicago IL 60654, USA
Manufacturer:	Motorola Mobility LLC
Address:	222 W Merchandise Mart Plaza, Suite 1800, Chicago IL 60654, USA

1.2 Test Location

Company: SGS-CSTC Standards Technical Services Co., Ltd. Shenzhen Branch E&E Lab
 Address: No. 1 Workshop, M-10, Middle section, Science & Technology Park, Shenzhen, Guangdong, China
 Post code: 518057
 Telephone: +86 (0) 755 2601 2053
 Fax: +86 (0) 755 2671 0594
 E-mail: ee.shenzhen@sgs.com



Unless otherwise agreed in writing, this document is issued by the Company subject to its General Conditions of Service printed overleaf, available on request or accessible at <http://www.sgs.com/en/Terms-and-Conditions.aspx> and, for electronic format documents, subject to Terms and Conditions for Electronic Documents at <http://www.sgs.com/en/Terms-and-Conditions/Terms-e-Documents.aspx>. Attention is drawn to the limitation of liability, indemnification and jurisdiction issues defined therein. Any holder of this document is advised that information contained hereon reflects the Company's findings at the time of its intervention only and within the limits of Client's instructions, if any. The Company's sole responsibility is to its Client and this document does not exonerate parties to a transaction from exercising all their rights and obligations under the transaction documents. This document cannot be reproduced except in full, without prior written approval of the Company. Any unauthorized alteration, forgery or falsification of the content or appearance of this document is unlawful and offenders may be prosecuted to the fullest extent of the law. Unless otherwise stated the results shown in this test report refer only to the sample(s) tested and such sample(s) are retained for 30 days only.

Attention: To check the authenticity of testing /inspection report & certificate, please contact us at telephone: (86-755) 8307 1443, or email: CN.Doccheck@sgs.com

1.3 Test Facility

The test facility is recognized, certified, or accredited by the following organizations:

• **CNAS (No. CNAS L2929)**

CNAS has accredited SGS-CSTC Standards Technical Services Co., Ltd. Shenzhen Branch EMC Lab to ISO/IEC 17025:2017 General Requirements for the Competence of Testing and Calibration Laboratories (CNAS-CL01 Accreditation Criteria for the Competence of Testing and Calibration Laboratories) for the competence in the field of testing.

• **A2LA (Certificate No. 3816.01)**

SGS-CSTC Standards Technical Services Co., Ltd., Shenzhen EMC Laboratory is accredited by the American Association for Laboratory Accreditation(A2LA). Certificate No. 3816.01.

• **VCCI**

The 10m Semi-anechoic chamber and Shielded Room of SGS-CSTC Standards Technical Services Co., Ltd. have been registered in accordance with the Regulations for Voluntary Control Measures with Registration No.: G-823, R-4188, T-1153 and C-2383 respectively.

• **FCC –Designation Number: CN1178**

SGS-CSTC Standards Technical Services Co., Ltd., Shenzhen EMC Laboratory has been recognized as an accredited testing laboratory.

Designation Number: CN1178. Test Firm Registration Number: 406779.

• **Industry Canada (IC)**

SGS-CSTC Standards Technical Services Co., Ltd., Shenzhen EMC Laboratory has been recognized by ISED as an accredited testing laboratory.

CAB identifier: CN0006

IC#: 4620C.



Unless otherwise agreed in writing, this document is issued by the Company subject to its General Conditions of Service printed overleaf, available on request or accessible at <http://www.sgs.com/en/Terms-and-Conditions.aspx> and, for electronic format documents, subject to Terms and Conditions for Electronic Documents at <http://www.sgs.com/en/Terms-and-Conditions/Terms-e-Documents.aspx>. Attention is drawn to the limitation of liability, indemnification and jurisdiction issues defined therein. Any holder of this document is advised that information contained hereon reflects the Company's findings at the time of its intervention only and within the limits of Client's instructions, if any. The Company's sole responsibility is to its Client and this document does not exonerate parties to a transaction from exercising all their rights and obligations under the transaction documents. This document cannot be reproduced except in full, without prior written approval of the Company. Any unauthorized alteration, forgery or falsification of the content or appearance of this document is unlawful and offenders may be prosecuted to the fullest extent of the law. Unless otherwise stated the results shown in this test report refer only to the sample(s) tested and such sample(s) are retained for 30 days only.

Attention: To check the authenticity of testing /inspection report & certificate, please contact us at telephone: (86-755) 8307 1443, or email: CN.Doccheck@sgs.com

1.4 General Description of EUT

Product Name:	Mobile Cellular Phone		
Type Name:	MC368		
Model No.(EUT):	XT2081-3		
Trade Mark:	Motorola		
FCC ID:	IHDT56ZD8		
Device Type :	portable device		
Exposure Category:	uncontrolled environment / general population		
Product Phase:	Identical Prototype		
SN:	N0GE2Y0010/N0GE2Y0067/N0GE2Y0082/N0GE2Y0058/ N0GEB30037/N0GEC50005/N0GEB10001		
Hardware Version:	PVT		
Software Version:	QPZ30.30-Q3		
Antenna Type:	Inner Antenna		
Device Operating Configurations :			
Modulation Mode:	GSM: GMSK, 8PSK; WCDMA: QPSK; LTE: QPSK,16QAM,64QAM WIFI: DSSS, OFDM; BT: GFSK, π/4DQPSK,8DPSK		
Device Class:	B		
GPRS Multi-slots Class:	12	EGPRS Multi-slots Class:	12
HSDPA UE Category:	14	HSUPA UE Category	8
DC-HSDPA UE Category:	24		
Power Class	4, tested with power level 5(GSM850)		
	1, tested with power level 0(GSM1900)		
	3, tested with power control "all 1"(WCDMA Band II/V)		
	3, tested with power control Max Power(LTE Band 2/5/7/26/38/41)		
Frequency Bands:	Band	Tx (MHz)	Rx (MHz)
	GSM850	824~849	869~894
	GSM1900	1850~1910	1930~1990
	WCDMA Band II	1850~1910	1930~1990
	WCDMA Band V	824~849	869~894
	LTE Band 2	1850~1910	1930~1990
	LTE Band 5	824~849	869~894
	LTE Band 7	2500~2570	2620~2690
	LTE Band 26	814~849	859~894
	LTE Band 38	2570~2620	2570~2620
	LTE Band 41	2496~2690	2496~2690
	Wi-Fi 2.4G	2412~2462	2412~2462
Bluetooth	2402~2480	2402~2480	
Battery 1 Information:	Model:	JK50	
	Normal Voltage:	+3.8V	
	Rated capacity:	5000mAh	
	Manufacturer:	ATL	
	Model:	JK50	



Unless otherwise agreed in writing, this document is issued by the Company subject to its General Conditions of Service printed overleaf, available on request or accessible at <http://www.sgs.com/en/Terms-and-Conditions.aspx> and, for electronic format documents, subject to Terms and Conditions for Electronic Documents at <http://www.sgs.com/en/Terms-and-Conditions/Terms-e-Documents.aspx>. Attention is drawn to the limitation of liability, indemnification and jurisdiction issues defined therein. Any holder of this document is advised that information contained hereon reflects the Company's findings at the time of its intervention only and within the limits of Client's instructions, if any. The Company's sole responsibility is to its Client and this document does not exonerate parties to a transaction from exercising all their rights and obligations under the transaction documents. This document cannot be reproduced except in full, without prior written approval of the Company. Any unauthorized alteration, forgery or falsification of the content or appearance of this document is unlawful and offenders may be prosecuted to the fullest extent of the law. Unless otherwise stated the results shown in this test report refer only to the sample(s) tested and such sample(s) are retained for 30 days only.

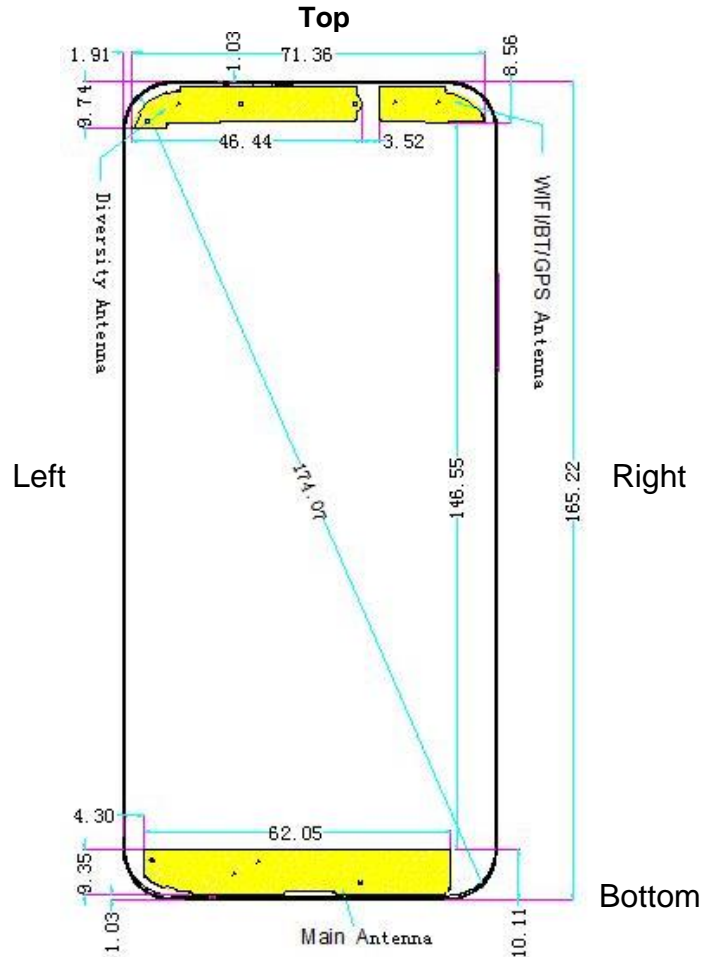
Battery 2 Information:	Normal Voltage:	+3.8V
	Rated capacity:	5000mAh
	Manufacturer:	Sunwoda
Headset 1 Information:	Model:	JWEP1123-T03
	Manufacturer:	Juwei
Headset 2 Information:	Model:	EM10-IN
	Manufacturer:	New Leader



Unless otherwise agreed in writing, this document is issued by the Company subject to its General Conditions of Service printed overleaf, available on request or accessible at <http://www.sgs.com/en/Terms-and-Conditions.aspx> and, for electronic format documents, subject to Terms and Conditions for Electronic Documents at <http://www.sgs.com/en/Terms-and-Conditions/Terms-e-Documents.aspx>. Attention is drawn to the limitation of liability, indemnification and jurisdiction issues defined therein. Any holder of this document is advised that information contained hereon reflects the Company's findings at the time of its intervention only and within the limits of Client's instructions, if any. The Company's sole responsibility is to its Client and this document does not exonerate parties to a transaction from exercising all their rights and obligations under the transaction documents. This document cannot be reproduced except in full, without prior written approval of the Company. Any unauthorized alteration, forgery or falsification of the content or appearance of this document is unlawful and offenders may be prosecuted to the fullest extent of the law. Unless otherwise stated the results shown in this test report refer only to the sample(s) tested and such sample(s) are retained for 30 days only.

Attention: To check the authenticity of testing /inspection report & certificate, please contact us at telephone: (86-755) 8307 1443, or email: CN.Doccheck@sgs.com
 No.1 Workshop, M-10, Middle Section, Science & Technology Park, Shenzhen, China 518057 t (86-755) 26012053 f (86-755) 26710594 www.sgs.com.cn
 中国·深圳·科技园中区M-10栋一号厂房 邮编: 518057 t (86-755) 26012053 f (86-755) 26710594 sgs.china@sgs.com

1.4.1 DUT Antenna Locations(Front View)



Note:

- 1) Main Antenna: GSM850/1900, WCDMA Band II/V, LTE Band 2/5/7/26/38/41, the Div ant only for Rx.
- 2) The test device is a smart phone. The overall diagonal dimension of this device is 174.07 mm. Per KDB 648474 D04, because the diagonal distance of this device is ≥ 160 mm, so it is a phablet.

According to the distance between LTE/WCDMA/GSM&WiFi&BT antennas and the sides of the EUT we can draw the conclusion that:

EUT Sides for SAR Testing							
Mode	Exposure Condition	Front	Back	Left	Right	Top	Bottom
Main Antenna	Hotspot/Product specific 10g SAR	Yes	Yes	Yes	Yes	No	Yes
WiFi 2.4G/BT	Hotspot/Product specific 10g SAR	Yes	Yes	No	Yes	Yes	No

Table 1: EUT Sides for SAR Testing

Note:

- 1) When the antenna-to-edge distance is greater than 2.5cm, such position does not need to be tested.



Unless otherwise agreed in writing, this document is issued by the Company subject to its General Conditions of Service printed overleaf, available on request or accessible at <http://www.sgs.com/en/Terms-and-Conditions.aspx> and, for electronic format documents, subject to Terms and Conditions for Electronic Documents at <http://www.sgs.com/en/Terms-and-Conditions/Terms-e-Documents.aspx>. Attention is drawn to the limitation of liability, indemnification and jurisdiction issues defined therein. Any holder of this document is advised that information contained hereon reflects the Company's findings at the time of its intervention only and within the limits of Client's instructions, if any. The Company's sole responsibility is to its Client and this document does not exonerate parties to a transaction from exercising all their rights and obligations under the transaction documents. This document cannot be reproduced except in full, without prior written approval of the Company. Any unauthorized alteration, forgery or falsification of the content or appearance of this document is unlawful and offenders may be prosecuted to the fullest extent of the law. Unless otherwise stated the results shown in this test report refer only to the sample(s) tested and such sample(s) are retained for 30 days only.

1.4.2 Power reduction specification

This device uses a single fixed level of power reduction through static table look-up for SAR compliance and it is triggered by a single event or operation

- 1) A fixed level power reduction is applied for some frequency bands when handset operate "held to the ear" condition, the power reduction triggered by audio receiver detection. The audio receiver detection is used to determine head or body scenario.
- 2) A fixed level power reduction is applied for some frequency bands when hotspot mode becomes active. When the hotspot is disabled, the power value will be recovered.

The following tables summarize the key power reduction information. The detailed full power which is the Max. power the state can use and reduced tune-up specifications and conducted power measurement results are provided in Section 8 of this report.

Main Antenna Power Level (dBm)									
Power Reduction Scenario	GSM850	GSM1900	WCDMA Band II	WCDMA Band V	LTE Band 2	LTE Band 5	LTE Band 7	LTE Band 38	LTE Band 41
Receiver on	33.5	30.5	24.0	24.0	24.0	24.0	24.0	24.0	24.0
Receiver off	33.5	29.5	19.5	22.5	20.0	23.0	18.0	21.0	21.5
Hotspot off	33.5	29.5	19.5	22.5	20.0	23.0	18.0	21.0	21.5
Hotspot on	33.0	27.5	18.5	22.5	19.0	23.0	18.0	21.0	21.5

WiFi Antenna Power Level (dBm)			
Power Reduction Scenario	802.11b	802.11g	802.11n HT20
Receiver on	17.5	16.5	16.5
Receiver off	19.5	18.5	18.5

SAR test Plan:

For Head SAR test, standalone SAR is evaluated with receiver on mode.

For Body SAR test, standalone SAR is evaluated with receiver off mode.



Unless otherwise agreed in writing, this document is issued by the Company subject to its General Conditions of Service printed overleaf, available on request or accessible at <http://www.sgs.com/en/Terms-and-Conditions.aspx> and, for electronic format documents, subject to Terms and Conditions for Electronic Documents at <http://www.sgs.com/en/Terms-and-Conditions/Terms-e-Documents.aspx>. Attention is drawn to the limitation of liability, indemnification and jurisdiction issues defined therein. Any holder of this document is advised that information contained hereon reflects the Company's findings at the time of its intervention only and within the limits of Client's instructions, if any. The Company's sole responsibility is to its Client and this document does not exonerate parties to a transaction from exercising all their rights and obligations under the transaction documents. This document cannot be reproduced except in full, without prior written approval of the Company. Any unauthorized alteration, forgery or falsification of the content or appearance of this document is unlawful and offenders may be prosecuted to the fullest extent of the law. Unless otherwise stated the results shown in this test report refer only to the sample(s) tested and such sample(s) are retained for 30 days only.

Attention: To check the authenticity of testing /inspection report & certificate, please contact us at telephone: (86-755) 8307 1443, or email: CN.Doccheck@sgs.com
No.1 Workshop, M-10, Middle Section, Science & Technology Park, Shenzhen, China 518057 t (86-755) 26012053 f (86-755) 26710594 www.sgs.com.cn
中国·深圳·科技园中区M-10栋一号厂房 邮编: 518057 t (86-755) 26012053 f (86-755) 26710594 sgs.china@sgs.com

1.5 Test Specification

Identity	Document Title
FCC 47CFR §2.1093	Radiofrequency Radiation Exposure Evaluation: Portable Devices
ANSI/IEEE C95.1-1992	IEEE Standard for Safety Levels with Respect to Human Exposure to Radio Frequency Electromagnetic Fields, 3 kHz – 300 GHz.
IEEE 1528-2013	Recommended Practice for Determining the Peak Spatial-Average Specific Absorption Rate (SAR) in the Human Head from Wireless Communications Devices: Measurement Techniques
KDB 941225 D01	3G SAR Measurement Procedures v03r01
KDB 941225 D05	SAR for LTE Devices v02r05
KDB 941225 D06	Hotspot Mode SAR v02r01
KDB 248227 D01	SAR Guidance for IEEE 802 11 Wi-Fi SAR v02r02
KDB 648474 D04	Handset SAR v01r03
KDB 447498 D01	General RF Exposure Guidance v06
KDB 865664 D01	SAR Measurement 100 MHz to 6 GHz v01r04
KDB 865664 D02	RF Exposure Reporting v01r02
KDB 690783 D01	SAR Listings on Grants v01r03



Unless otherwise agreed in writing, this document is issued by the Company subject to its General Conditions of Service printed overleaf, available on request or accessible at <http://www.sgs.com/en/Terms-and-Conditions.aspx> and, for electronic format documents, subject to Terms and Conditions for Electronic Documents at <http://www.sgs.com/en/Terms-and-Conditions/Terms-e-Documents.aspx>. Attention is drawn to the limitation of liability, indemnification and jurisdiction issues defined therein. Any holder of this document is advised that information contained hereon reflects the Company's findings at the time of its intervention only and within the limits of Client's instructions, if any. The Company's sole responsibility is to its Client and this document does not exonerate parties to a transaction from exercising all their rights and obligations under the transaction documents. This document cannot be reproduced except in full, without prior written approval of the Company. Any unauthorized alteration, forgery or falsification of the content or appearance of this document is unlawful and offenders may be prosecuted to the fullest extent of the law. Unless otherwise stated the results shown in this test report refer only to the sample(s) tested and such sample(s) are retained for 30 days only.

Attention: To check the authenticity of testing /inspection report & certificate, please contact us at telephone: (86-755) 8307 1443, or email: CN.Doccheck@sgs.com

1.6 RF exposure limits

Human Exposure	Uncontrolled Environment General Population	Controlled Environment Occupational
Spatial Peak SAR* (Brain*Trunk)	1.60 mW/g	8.00 mW/g
Spatial Average SAR** (Whole Body)	0.08 mW/g	0.40 mW/g
Spatial Peak SAR*** (Hands/Feet/Ankle/Wrist)	4.00 mW/g	20.00 mW/g

Notes:

* The Spatial Peak value of the SAR averaged over any 1 gram of tissue (defined as a tissue volume in the shape of a cube) and over the appropriate averaging time

** The Spatial Average value of the SAR averaged over the whole body.

*** The Spatial Peak value of the SAR averaged over any 10 grams of tissue (defined as a tissue volume in the shape of a cube) and over the appropriate averaging time.

Uncontrolled Environments are defined as locations where there is the exposure of individuals who have no knowledge or control of their exposure.

Controlled Environments are defined as locations where there is exposure that may be incurred by persons who are aware of the potential for exposure, (i.e. as a result of employment or occupation.)



Unless otherwise agreed in writing, this document is issued by the Company subject to its General Conditions of Service printed overleaf, available on request or accessible at <http://www.sgs.com/en/Terms-and-Conditions.aspx> and, for electronic format documents, subject to Terms and Conditions for Electronic Documents at <http://www.sgs.com/en/Terms-and-Conditions/Terms-e-Documents.aspx>. Attention is drawn to the limitation of liability, indemnification and jurisdiction issues defined therein. Any holder of this document is advised that information contained hereon reflects the Company's findings at the time of its intervention only and within the limits of Client's instructions, if any. The Company's sole responsibility is to its Client and this document does not exonerate parties to a transaction from exercising all their rights and obligations under the transaction documents. This document cannot be reproduced except in full, without prior written approval of the Company. Any unauthorized alteration, forgery or falsification of the content or appearance of this document is unlawful and offenders may be prosecuted to the fullest extent of the law. Unless otherwise stated the results shown in this test report refer only to the sample(s) tested and such sample(s) are retained for 30 days only.
Attention: To check the authenticity of testing /inspection report & certificate, please contact us at telephone: (86-755) 8307 1443, or email: CN.Doccheck@sgs.com

2 Laboratory Environment

Temperature	Min. = 18°C, Max. = 25 °C
Relative humidity	Min. = 30%, Max. = 70%
Ground system resistance	< 0.5 Ω
Ambient noise is checked and found very low and in compliance with requirement of standards.	
Reflection of surrounding objects is minimized and in compliance with requirement of standards.	

Table 2: The Ambient Conditions



Unless otherwise agreed in writing, this document is issued by the Company subject to its General Conditions of Service printed overleaf, available on request or accessible at <http://www.sgs.com/en/Terms-and-Conditions.aspx> and, for electronic format documents, subject to Terms and Conditions for Electronic Documents at <http://www.sgs.com/en/Terms-and-Conditions/Terms-e-Documents.aspx>. Attention is drawn to the limitation of liability, indemnification and jurisdiction issues defined therein. Any holder of this document is advised that information contained hereon reflects the Company's findings at the time of its intervention only and within the limits of Client's instructions, if any. The Company's sole responsibility is to its Client and this document does not exonerate parties to a transaction from exercising all their rights and obligations under the transaction documents. This document cannot be reproduced except in full, without prior written approval of the Company. Any unauthorized alteration, forgery or falsification of the content or appearance of this document is unlawful and offenders may be prosecuted to the fullest extent of the law. Unless otherwise stated the results shown in this test report refer only to the sample(s) tested and such sample(s) are retained for 30 days only.

Attention: To check the authenticity of testing /inspection report & certificate, please contact us at telephone: (86-755) 8307 1443, or email: CN.Doccheck@sgs.com

3 SAR Measurements System Configuration

3.1 The SAR Measurement System

This SAR Measurement System uses a Computer-controlled 3-D stepper motor system (SPEAG DASY5 professional system). A E-field probe is used to determine the internal electric fields. The SAR can be obtained from the equation $SAR = \sigma (|E_i|^2) / \rho$ where σ and ρ are the conductivity and mass density of the tissue-Simulate.

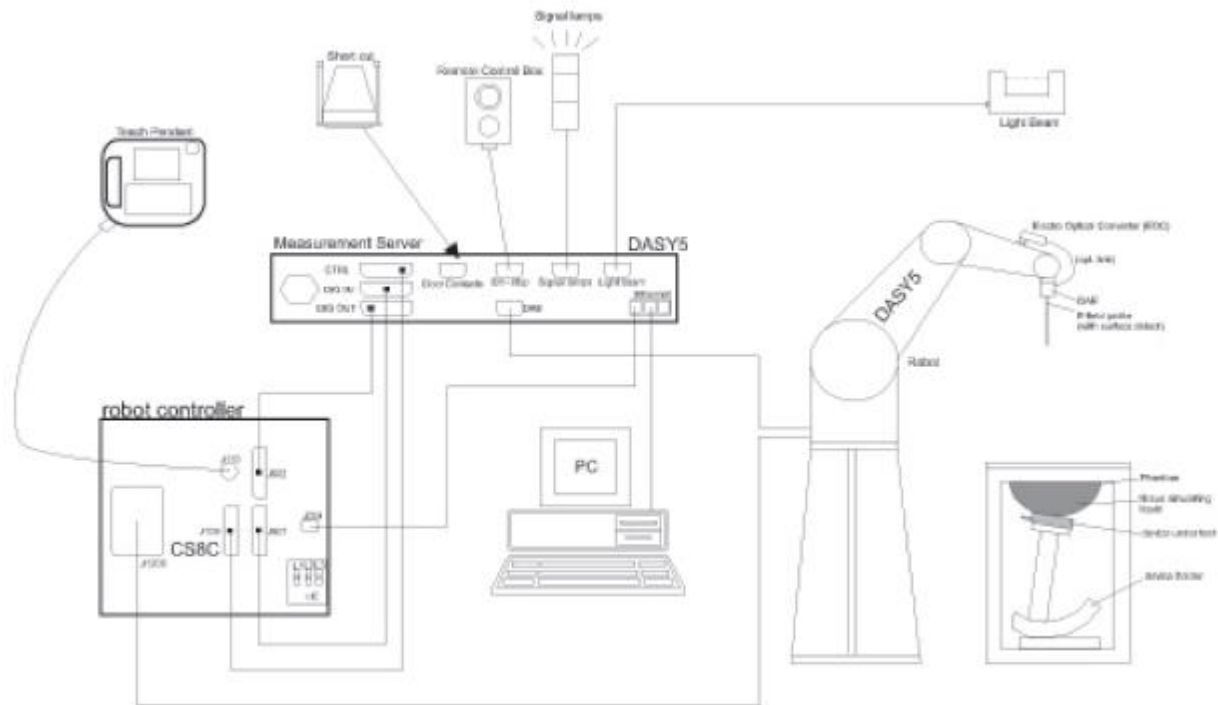
The DASY5 system for performing compliance tests consists of the following items:

A standard high precision 6-axis robot (Stabile RX family) with controller, teach pendant and software .An arm extension for accommodation the data acquisition electronics (DAE).

A dosimetric probe, i.e., an isotropic E-field probe optimized and calibrated for usage in tissue simulating liquid. The probe is equipped with an optical surface detector system.

A data acquisition electronics (DAE) which performs the signal amplification, signal multiplexing, AD-conversion, offset measurements, mechanical surface detection, collision detection, etc. The unit is battery powered with standard or rechargeable batteries. The signal is optically transmitted to the EOC.

The Electro-optical converter (EOC) performs the conversion between optical and electrical of the signals for the digital communication to DAE and for the analog signal from the optical surface detection. The EOC is connected to the measurement server.



F-1. SAR Measurement System Configuration




Unless otherwise agreed in writing, this document is issued by the Company subject to its General Conditions of Service printed overleaf, available on request or accessible at <http://www.sgs.com/en/Terms-and-Conditions.aspx> and, for electronic format documents, subject to Terms and Conditions for Electronic Documents at <http://www.sgs.com/en/Terms-and-Conditions/Terms-e-Documents.aspx>. Attention is drawn to the limitation of liability, indemnification and jurisdiction issues defined therein. Any holder of this document is advised that information contained hereon reflects the Company's findings at the time of its intervention only and within the limits of Client's instructions, if any. The Company's sole responsibility is to its Client and this document does not exonerate parties to a transaction from exercising all their rights and obligations under the transaction documents. This document cannot be reproduced except in full, without prior written approval of the Company. Any unauthorized alteration, forgery or falsification of the content or appearance of this document is unlawful and offenders may be prosecuted to the fullest extent of the law. Unless otherwise stated the results shown in this test report refer only to the sample(s) tested and such sample(s) are retained for 30 days only.

Attention: To check the authenticity of testing /inspection report & certificate, please contact us at telephone: (86-755) 8307 1443, or email: CN.Doccheck@sgs.com
 No.1 Workshop, M-10, Middle Section, Science & Technology Park, Shenzhen, China 518057 t (86-755) 26012053 f (86-755) 26710594 www.sgsgroup.com.cn
 中国·深圳·科技园中区M-10栋一号厂房 邮编: 518057 t (86-755) 26012053 f (86-755) 26710594 sgs.china@sgs.com

- The function of the measurement server is to perform the time critical tasks such as signal filtering, control of the robot operation and fast movement interrupts.
- A probe alignment unit which improves the (absolute) accuracy of the probe positioning.
- A computer operating Windows 7.
- DASY5 software.
- Remote control with teach pendant and additional circuitry for robot safety such as warning lamps, etc.
- The SAM twin phantom enabling testing left-hand, right-hand and Body Worn usage.
- The device holder for handheld mobile phones.
- Tissue simulating liquid mixed according to the given recipes.
- Validation dipole kits allowing to validating the proper functioning of the system.

3.2 Isotropic E-field Probe EX3DV4


	<p>Symmetrical design with triangular core Built-in shielding against static charges PEEK enclosure material (resistant to organic solvents, e.g., DGBE)</p>
Calibration	ISO/IEC 17025 calibration service available.
Frequency	10 MHz to > 6 GHz Linearity: ± 0.2 dB (30 MHz to 6 GHz)
Directivity	± 0.3 dB in TSL (rotation around probe axis) ± 0.5 dB in TSL (rotation normal to probe axis)
Dynamic Range	10 μ W/g to > 100 mW/g Linearity: ± 0.2 dB (noise: typically < 1 μ W/g)
Dimensions	Overall length: 337 mm (Tip: 20 mm) Tip diameter: 2.5 mm (Body: 12 mm) Typical distance from probe tip to dipole centers: 1 mm
Application	High precision dosimetric measurements in any exposure scenario (e.g., very strong gradient fields); the only probe that enables compliance testing for frequencies up to 6 GHz with precision of better 30%.
Compatibility	DASY3, DASY4, DASY52 SAR and higher, EASY4/MRI




Unless otherwise agreed in writing, this document is issued by the Company subject to its General Conditions of Service printed overleaf, available on request or accessible at <http://www.sgs.com/en/Terms-and-Conditions.aspx> and, for electronic format documents, subject to Terms and Conditions for Electronic Documents at <http://www.sgs.com/en/Terms-and-Conditions/Terms-e-Documents.aspx>. Attention is drawn to the limitation of liability, indemnification and jurisdiction issues defined therein. Any holder of this document is advised that information contained hereon reflects the Company's findings at the time of its intervention only and within the limits of Client's instructions, if any. The Company's sole responsibility is to its Client and this document does not exonerate parties to a transaction from exercising all their rights and obligations under the transaction documents. This document cannot be reproduced except in full, without prior written approval of the Company. Any unauthorized alteration, forgery or falsification of the content or appearance of this document is unlawful and offenders may be prosecuted to the fullest extent of the law. Unless otherwise stated the results shown in this test report refer only to the sample(s) tested and such sample(s) are retained for 30 days only.

Attention: To check the authenticity of testing /inspection report & certificate, please contact us at telephone: (86-755) 8307 1443, or email: CN.Doccheck@sgs.com

3.3 Data Acquisition Electronics (DAE)

Model	DAE	
Construction	Signal amplifier, multiplexer, A/D converter and control logic. Serial optical link for communication with DASY4/5 embedded system (fully remote controlled). Two step probe touch detector for mechanical surface detection and emergency robot stop.	
Measurement Range	-100 to +300 mV (16 bit resolution and two range settings: 4mV,400mV)	
Input Offset Voltage	< 5μV (with auto zero)	
Input Bias Current	< 50 f A	
Dimensions	60 x 60 x 68 mm	

3.4 SAM Twin Phantom

Material	Vinylester, glass fiber reinforced (VE-GF)	
Liquid Compatibility	Compatible with all SPEAG tissue simulating liquids (incl. DGBE type)	
Shell Thickness	2 ± 0.2 mm (6 ± 0.2 mm at ear point)	
Dimensions (incl. Wooden Support)	Length: 1000 mm Width: 500 mm Height: adjustable feet	
Filling Volume	approx. 25 liters	
Wooden Support	SPEAG standard phantom table	


The shell corresponds to the specifications of the Specific Anthropomorphic Mannequin (SAM) phantom defined in IEEE 1528 and IEC 62209-1. It enables the dosimetric evaluation of left and right hand phone usage as well as body mounted usage at the flat phantom region. A cover prevents evaporation of the liquid. Reference markings on the phantom allow the complete setup of all predefined phantom positions and measurement grids by teaching three points with the robot.

Twin SAM V5.0 has the same shell geometry and is manufactured from the same material as Twin SAM V4.0, but has reinforced top structure.



Unless otherwise agreed in writing, this document is issued by the Company subject to its General Conditions of Service printed overleaf, available on request or accessible at <http://www.sgs.com/en/Terms-and-Conditions.aspx> and, for electronic format documents, subject to Terms and Conditions for Electronic Documents at <http://www.sgs.com/en/Terms-and-Conditions/Terms-e-Documents.aspx>. Attention is drawn to the limitation of liability, indemnification and jurisdiction issues defined therein. Any holder of this document is advised that information contained hereon reflects the Company's findings at the time of its intervention only and within the limits of Client's instructions, if any. The Company's sole responsibility is to its Client and this document does not exonerate parties to a transaction from exercising all their rights and obligations under the transaction documents. This document cannot be reproduced except in full, without prior written approval of the Company. Any unauthorized alteration, forgery or falsification of the content or appearance of this document is unlawful and offenders may be prosecuted to the fullest extent of the law. Unless otherwise stated the results shown in this test report refer only to the sample(s) tested and such sample(s) are retained for 30 days only.
Attention: To check the authenticity of testing / inspection report & certificate, please contact us at telephone: (86-755) 8307 1443, or email: CN.Doccheck@sgs.com

3.5 ELI Phantom

Material	Vinylester, glass fiber reinforced (VE-GF)	
Liquid Compatibility	Compatible with all SPEAG tissue simulating liquids (incl. DGBE type)	
Shell Thickness	2.0 ± 0.2 mm (bottom plate)	
Dimensions	Major axis: 600 mm Minor axis: 400 mm	
Filling Volume	approx. 30 liters	
Wooden Support	SPEAG standard phantom table	
<p>Phantom for compliance testing of handheld and body-mounted wireless devices in the frequency range of 30 MHz to 6 GHz. ELI is fully compatible with the IEC 62209-2 standard and all known tissue simulating liquids. ELI has been optimized regarding its performance and can be integrated into our standard phantom tables. A cover prevents evaporation of the liquid. Reference markings on the phantom allow installation of the complete setup, including all predefined phantom positions and measurement grids, by teaching three points. The phantom is compatible with all SPEAG dosimetric probes and dipoles.</p> <p>ELI V5.0 has the same shell geometry and is manufactured from the same material as ELI4, but has reinforced top structure.</p>		



Unless otherwise agreed in writing, this document is issued by the Company subject to its General Conditions of Service printed overleaf, available on request or accessible at <http://www.sgs.com/en/Terms-and-Conditions.aspx> and, for electronic format documents, subject to Terms and Conditions for Electronic Documents at <http://www.sgs.com/en/Terms-and-Conditions/Terms-e-Documents.aspx>. Attention is drawn to the limitation of liability, indemnification and jurisdiction issues defined therein. Any holder of this document is advised that information contained hereon reflects the Company's findings at the time of its intervention only and within the limits of Client's instructions, if any. The Company's sole responsibility is to its Client and this document does not exonerate parties to a transaction from exercising all their rights and obligations under the transaction documents. This document cannot be reproduced except in full, without prior written approval of the Company. Any unauthorized alteration, forgery or falsification of the content or appearance of this document is unlawful and offenders may be prosecuted to the fullest extent of the law. Unless otherwise stated the results shown in this test report refer only to the sample(s) tested and such sample(s) are retained for 30 days only.

Attention: To check the authenticity of testing /inspection report & certificate, please contact us at telephone: (86-755) 8307 1443, or email: CN.Doccheck@sgs.com

No.1 Workshop, M-10, Middle Section, Science & Technology Park, Shenzhen, China 518057 t (86-755) 26012053 f (86-755) 26710594 www.sgs.com.cn
 中国·深圳·科技园中区M-10栋一号厂房 邮编: 518057 f (86-755) 26012053 f (86-755) 26710594 sgs.china@sgs.com

3.6 Device Holder for Transmitters



F-2. Device Holder for Transmitters

- The DASY device holder is designed to cope with different positions given in the standard. It has two scales for the device rotation (with respect to the body axis) and the device inclination (with respect to the line between the ear reference points). The rotation centres for both scales are the ear reference point (ERP). Thus the device needs no repositioning when changing the angles.
- The DASY device holder has been made out of low-loss POM material having the following dielectric parameters: relative permittivity $\epsilon=3$ and loss tangent $\delta=0.02$. The amount of dielectric material has been reduced in the closest vicinity of the device, since measurements have suggested that the influence of the clamp on the test results could thus be lowered.



Unless otherwise agreed in writing, this document is issued by the Company subject to its General Conditions of Service printed overleaf, available on request or accessible at <http://www.sgs.com/en/Terms-and-Conditions.aspx> and, for electronic format documents, subject to Terms and Conditions for Electronic Documents at <http://www.sgs.com/en/Terms-and-Conditions/Terms-e-Documents.aspx>. Attention is drawn to the limitation of liability, indemnification and jurisdiction issues defined therein. Any holder of this document is advised that information contained hereon reflects the Company's findings at the time of its intervention only and within the limits of Client's instructions, if any. The Company's sole responsibility is to its Client and this document does not exonerate parties to a transaction from exercising all their rights and obligations under the transaction documents. This document cannot be reproduced except in full, without prior written approval of the Company. Any unauthorized alteration, forgery or falsification of the content or appearance of this document is unlawful and offenders may be prosecuted to the fullest extent of the law. Unless otherwise stated the results shown in this test report refer only to the sample(s) tested and such sample(s) are retained for 30 days only.
Attention: To check the authenticity of testing /inspection report & certificate, please contact us at telephone: (86-755) 8307 1443, or email: CN.Doccheck@sgs.com

3.7 Measurement procedure

3.7.1 Scanning procedure

Step 1: Power reference measurement

The “reference” and “drift” measurements are located at the beginning and end of the batch process. They measure the field drift at one single point in the liquid over the complete procedure.

Step 2: Area scan

The SAR distribution at the exposed side of the head was measured at a distance of 4mm from the inner surface of the shell. The area covered the entire dimension of the head and the horizontal grid spacing was 15mm*15mm or 12mm*12mm or 10mm*10mm. Based on the area scan data, the area of the maximum absorption was determined by spline interpolation.

Step 3: Zoom scan

Around this point, a volume of 32mm*32mm*30mm ($f \leq 2\text{GHz}$), 30mm*30mm*30mm (f for 2-3GHz) and 24mm*24mm*22mm (f for 5-6GHz) was assessed by measuring 5x5x7 points ($f \leq 2\text{GHz}$), 7x7x7 points (f for 2-3GHz) and 7x7x12 points (f for 5-6GHz). On this basis of this data set, the spatial peak SAR value was evaluated with the following procedure:

The data at the surface was extrapolated, since the centre of the dipoles is 2.0mm away from the tip of the probe and the distance between the surface and the lowest measuring point is 1.2mm. (This can be variable. Refer to the probe specification). The extrapolation was based on a least square algorithm. A polynomial of the fourth order was calculated through the points in z-axes. This polynomial was then used to evaluate the points between the surface and the probe tip. The maximum interpolated value was searched with a straight-forward algorithm. Around this maximum the SAR values averaged over the spatial volumes (1g or 10g) were computed using the 3D-Spline interpolation algorithm. The volume was integrated with the trapezoidal algorithm. One thousand points were interpolated to calculate the average. All neighbouring volumes were evaluated until no neighboring volume with a higher average value was found.

The area and zoom scan resolutions specified in the table below must be applied to the SAR measurements. Probe boundary effect error compensation is required for measurements with the probe tip closer than half a probe tip diameter to the phantom surface. Both the probe tip diameter and sensor offset distance must satisfy measurement protocols; to ensure probe boundary effect errors are minimized and the higher fields closest to the phantom surface can be correctly measured and extrapolated to the phantom surface for computing 1-g SAR. Tolerances of the post-processing algorithms must be verified by the test laboratory for the scan resolutions used in the SAR measurements, according to the reference distribution functions specified in IEEE Std. 1528-2013.



Unless otherwise agreed in writing, this document is issued by the Company subject to its General Conditions of Service printed overleaf, available on request or accessible at <http://www.sgs.com/en/Terms-and-Conditions.aspx> and, for electronic format documents, subject to Terms and Conditions for Electronic Documents at <http://www.sgs.com/en/Terms-and-Conditions/Terms-e-Documents.aspx>. Attention is drawn to the limitation of liability, indemnification and jurisdiction issues defined therein. Any holder of this document is advised that information contained hereon reflects the Company's findings at the time of its intervention only and within the limits of Client's instructions, if any. The Company's sole responsibility is to its Client and this document does not exonerate parties to a transaction from exercising all their rights and obligations under the transaction documents. This document cannot be reproduced except in full, without prior written approval of the Company. Any unauthorized alteration, forgery or falsification of the content or appearance of this document is unlawful and offenders may be prosecuted to the fullest extent of the law. Unless otherwise stated the results shown in this test report refer only to the sample(s) tested and such sample(s) are retained for 30 days only.
Attention: To check the authenticity of testing /inspection report & certificate, please contact us at telephone: (86-755) 8307 1443, or email: CN.Doccheck@sgs.com

		≤ 3 GHz	> 3 GHz	
Maximum distance from closest measurement point (geometric center of probe sensors) to phantom surface		5 ± 1 mm	$\frac{1}{2} \cdot \delta \cdot \ln(2) \pm 0.5$ mm	
Maximum probe angle from probe axis to phantom surface normal at the measurement location		$30^\circ \pm 1^\circ$	$20^\circ \pm 1^\circ$	
Maximum area scan spatial resolution: Δx_{Area} , Δy_{Area}		≤ 2 GHz: ≤ 15 mm 2 – 3 GHz: ≤ 12 mm	3 – 4 GHz: ≤ 12 mm 4 – 6 GHz: ≤ 10 mm	
		When the x or y dimension of the test device, in the measurement plane orientation, is smaller than the above, the measurement resolution must be \leq the corresponding x or y dimension of the test device with at least one measurement point on the test device.		
Maximum zoom scan spatial resolution: Δx_{Zoom} , Δy_{Zoom}		≤ 2 GHz: ≤ 8 mm 2 – 3 GHz: ≤ 5 mm*	3 – 4 GHz: ≤ 5 mm* 4 – 6 GHz: ≤ 4 mm*	
Maximum zoom scan spatial resolution, normal to phantom surface	uniform grid: $\Delta z_{Zoom}(n)$	≤ 5 mm	3 – 4 GHz: ≤ 4 mm 4 – 5 GHz: ≤ 3 mm 5 – 6 GHz: ≤ 2 mm	
	graded grid	$\Delta z_{Zoom}(1)$: between 1 st two points closest to phantom surface	≤ 4 mm	3 – 4 GHz: ≤ 3 mm 4 – 5 GHz: ≤ 2.5 mm 5 – 6 GHz: ≤ 2 mm
		$\Delta z_{Zoom}(n>1)$: between subsequent points	$\leq 1.5 \cdot \Delta z_{Zoom}(n-1)$	
Minimum zoom scan volume	x, y, z	≥ 30 mm	3 – 4 GHz: ≥ 28 mm 4 – 5 GHz: ≥ 25 mm 5 – 6 GHz: ≥ 22 mm	

Step 4: Power reference measurement (drift)

The Power Drift Measurement job measures the field at the same location as the most recent power reference measurement job within the same procedure, and with the same settings. The indicated drift is mainly the variation of the DUT's output power and should vary max. $\pm 5\%$



Unless otherwise agreed in writing, this document is issued by the Company subject to its General Conditions of Service printed overleaf, available on request or accessible at <http://www.sgs.com/en/Terms-and-Conditions.aspx> and, for electronic format documents, subject to Terms and Conditions for Electronic Documents at <http://www.sgs.com/en/Terms-and-Conditions/Terms-e-Documents.aspx>. Attention is drawn to the limitation of liability, indemnification and jurisdiction issues defined therein. Any holder of this document is advised that information contained hereon reflects the Company's findings at the time of its intervention only and within the limits of Client's instructions, if any. The Company's sole responsibility is to its Client and this document does not exonerate parties to a transaction from exercising all their rights and obligations under the transaction documents. This document cannot be reproduced except in full, without prior written approval of the Company. Any unauthorized alteration, forgery or falsification of the content or appearance of this document is unlawful and offenders may be prosecuted to the fullest extent of the law. Unless otherwise stated the results shown in this test report refer only to the sample(s) tested and such sample(s) are retained for 30 days only.

3.7.2 Data Storage

The DASY software stores the acquired data from the data acquisition electronics as raw data (in microvolt readings from the probe sensors), together with all necessary software parameters for the data evaluation (probe calibration data, liquid parameters and device frequency and modulation data) in measurement files with the extension “.DAE4”. The software evaluates the desired unit and format for output each time the data is visualized or exported. This allows verification of the complete software setup even after the measurement and allows correction of incorrect parameter settings. For example, if a measurement has been performed with a wrong crest factor parameter in the device setup, the parameter can be corrected afterwards and the data can be re-evaluated. The measured data can be visualized or exported in different units or formats, depending on the selected probe type ([V/m], [A/m], [°C], [m W/g], [m W/cm²], [dBrel], etc.). Some of these units are not available in certain situations or show meaningless results, e.g., a SAR output in a lossless media will always be zero. Raw data can also be exported to perform the evaluation with other software packages.

3.7.3 Data Evaluation by SEMCAD

The SEMCAD software automatically executes the following procedures to calculate the field units from the microvolt readings at the probe connector. The parameters used in the evaluation are stored in the configuration modules of the software:

Probe parameters:	- Sensitivity	Normi, ai0, ai1, ai2
- Conversion factor	ConvFi	
- Diode compression point	Dcpi	
Device parameters:	- Frequency	f
- Crest factor	cf	
Media parameters:	- Conductivity	ε
- Density	ρ	

These parameters must be set correctly in the software. They can be found in the component documents or they can be imported into the software from the configuration files issued for the DASY components. In the direct measuring mode of the multimeter option, the parameters of the actual system setup are used. In the scan visualization and export modes, the parameters stored in the corresponding document files are used.

The first step of the evaluation is a linearization of the filtered input signal to account for the compression characteristics of the detector diode. The compensation depends on the input signal, the diode type and the DC-transmission factor from the diode to the evaluation electronics.

If the exciting field is pulsed, the crest factor of the signal must be known to correctly compensate for peak power. The formula for each channel can be given as:

$$V_i = U_i + U_i^2 \cdot cf / dcp_i$$

With V_i = compensated signal of channel i ($i = x, y, z$)
 U_i = input signal of channel i ($i = x, y, z$)
 cf = crest factor of exciting field (DASY parameter)
 dcp_i = diode compression point (DASY parameter)

From the compensated input signals the primary field data for each channel can be evaluated:

E-field probes:

$$E_i = (V_i / Norm_i \cdot ConvF)^{1/2}$$



Unless otherwise agreed in writing, this document is issued by the Company subject to its General Conditions of Service printed overleaf, available on request or accessible at <http://www.sgs.com/en/Terms-and-Conditions.aspx> and, for electronic format documents, subject to Terms and Conditions for Electronic Documents at <http://www.sgs.com/en/Terms-and-Conditions/Terms-e-Documents.aspx>. Attention is drawn to the limitation of liability, indemnification and jurisdiction issues defined therein. Any holder of this document is advised that information contained hereon reflects the Company's findings at the time of its intervention only and within the limits of Client's instructions, if any. The Company's sole responsibility is to its Client and this document does not exonerate parties to a transaction from exercising all their rights and obligations under the transaction documents. This document cannot be reproduced except in full, without prior written approval of the Company. Any unauthorized alteration, forgery or falsification of the content or appearance of this document is unlawful and offenders may be prosecuted to the fullest extent of the law. Unless otherwise stated the results shown in this test report refer only to the sample(s) tested and such sample(s) are retained for 30 days only.

H-field probes:

$$H_i = (V_i)^{1/2} \cdot (a_{i0} + a_{i1}f + a_{i2}f^2) / f$$

With V_i = compensated signal of channel i ($i = x, y, z$)

Norm $_i$ = sensor sensitivity of channel i ($i = x, y, z$)

[mV/(V/m)²] for E-field Probes

ConvF = sensitivity enhancement in solution

a_{ij} = sensor sensitivity factors for H-field probes

f = carrier frequency [GHz]

E_i = electric field strength of channel i in V/m

H_i = magnetic field strength of channel i in A/m

The RSS value of the field components gives the total field strength (Hermitian magnitude):

$$E_{tot} = (E_x^2 + E_y^2 + E_z^2)^{1/2}$$

The primary field data are used to calculate the derived field units.

$$SAR = (E_{tot}^2 \cdot \sigma) / (\epsilon \cdot 1000)$$

with SAR = local specific absorption rate in mW/g

E_{tot} = total field strength in V/m

σ = conductivity in [mho/m] or [Siemens/m]

ϵ = equivalent tissue density in g/cm³

Note that the density is normally set to 1 (or 1.06), to account for actual brain density rather than the density of the simulation liquid. The power flow density is calculated assuming the excitation field to be a free space field.

$$P_{pwe} = E_{tot}^2 / 3770 \quad \text{or} \quad P_{pwe} = H_{tot}^2 \cdot 37.7$$

with P_{pwe} = equivalent power density of a plane wave in mW/cm²

E_{tot} = total electric field strength in V/m

H_{tot} = total magnetic field strength in A/m



Unless otherwise agreed in writing, this document is issued by the Company subject to its General Conditions of Service printed overleaf, available on request or accessible at <http://www.sgs.com/en/Terms-and-Conditions.aspx> and, for electronic format documents, subject to Terms and Conditions for Electronic Documents at <http://www.sgs.com/en/Terms-and-Conditions/Terms-e-Documents.aspx>. Attention is drawn to the limitation of liability, indemnification and jurisdiction issues defined therein. Any holder of this document is advised that information contained hereon reflects the Company's findings at the time of its intervention only and within the limits of Client's instructions, if any. The Company's sole responsibility is to its Client and this document does not exonerate parties to a transaction from exercising all their rights and obligations under the transaction documents. This document cannot be reproduced except in full, without prior written approval of the Company. Any unauthorized alteration, forgery or falsification of the content or appearance of this document is unlawful and offenders may be prosecuted to the fullest extent of the law. Unless otherwise stated the results shown in this test report refer only to the sample(s) tested and such sample(s) are retained for 30 days only.

Attention: To check the authenticity of testing /inspection report & certificate, please contact us at telephone: (86-755) 8307 1443, or email: CN.Doccheck@sgs.com

4 SAR measurement variability and uncertainty

4.1 SAR measurement variability

Per KDB865664 D01 SAR measurement 100 MHz to 6 GHz v01r04, SAR measurement variability must be assessed for each frequency band, which is determined by the SAR probe calibration point and tissue-equivalent medium used for the device measurements. The additional measurements are repeated after the completion of all measurements requiring the same head or body tissue-equivalent medium in a frequency band. The test device should be returned to ambient conditions (normal room temperature) with the battery fully charged before it is re-mounted on the device holder for the repeated measurement(s) to minimize any unexpected variations in the repeated results.

- 1) Repeated measurement is not required when the original highest measured SAR is < 0.80 W/kg; steps 2) through 4) do not apply.
 - 2) When the original highest measured SAR is ≥ 0.80 W/kg, repeat that measurement once.
 - 3) Perform a second repeated measurement only if the ratio of largest to smallest SAR for the original and first repeated measurements is > 1.20 or when the original or repeated measurement is ≥ 1.45 W/kg ($\sim 10\%$ from the 1-g SAR limit).
 - 4) Perform a third repeated measurement only if the original, first or second repeated measurement is ≥ 1.5 W/kg and the ratio of largest to smallest SAR for the original, first and second repeated measurements is > 1.20 .
- The same procedures should be adapted for measurements according to extremity and occupational exposure limits by applying a factor of 2.5 for extremity exposure and a factor of 5 for occupational exposure to the corresponding SAR thresholds.

4.2 SAR measurement uncertainty

Per KDB865664 D01 SAR Measurement 100 MHz to 6 GHz, when the highest measured 1-g SAR within a frequency band is < 1.5 W/kg, the extensive SAR measurement uncertainty analysis described in IEEE Std 1528-2013 is not required in SAR reports submitted for equipment approval. The equivalent ratio (1.5/1.6) is applied to extremity and occupational exposure conditions.



Unless otherwise agreed in writing, this document is issued by the Company subject to its General Conditions of Service printed overleaf, available on request or accessible at <http://www.sgs.com/en/Terms-and-Conditions.aspx> and, for electronic format documents, subject to Terms and Conditions for Electronic Documents at <http://www.sgs.com/en/Terms-and-Conditions/Terms-e-Documents.aspx>. Attention is drawn to the limitation of liability, indemnification and jurisdiction issues defined therein. Any holder of this document is advised that information contained hereon reflects the Company's findings at the time of its intervention only and within the limits of Client's instructions, if any. The Company's sole responsibility is to its Client and this document does not exonerate parties to a transaction from exercising all their rights and obligations under the transaction documents. This document cannot be reproduced except in full, without prior written approval of the Company. Any unauthorized alteration, forgery or falsification of the content or appearance of this document is unlawful and offenders may be prosecuted to the fullest extent of the law. Unless otherwise stated the results shown in this test report refer only to the sample(s) tested and such sample(s) are retained for 30 days only.
Attention: To check the authenticity of testing /inspection report & certificate, please contact us at telephone: (86-755) 8307 1443, or email: CN.Doccheck@sgs.com

5 Description of Test Position


5.1 Head Exposure Condition

5.1.1 SAM Phantom Shape

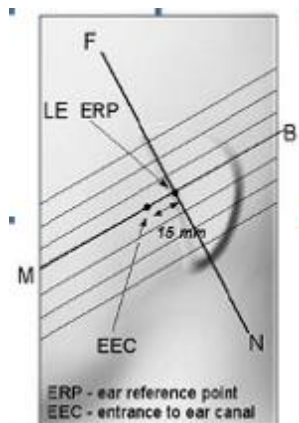


F-3. Front, back, and side views of SAM (model for the phantom shell). Full-head model is for illustration purposes only-procedures in this recommended practice are intended primarily for the phantom setup.

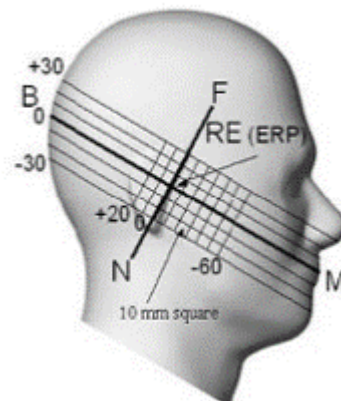
Note: The centre strip including the nose region has a different thickness tolerance.



F-4. Sagittally bisected phantom with extended perimeter (shown placed on its side as used for SAR measurements)



F-5. Close-up side view of phantom, showing the ear region, N-F and B-M lines, and seven cross-sectional plane locations

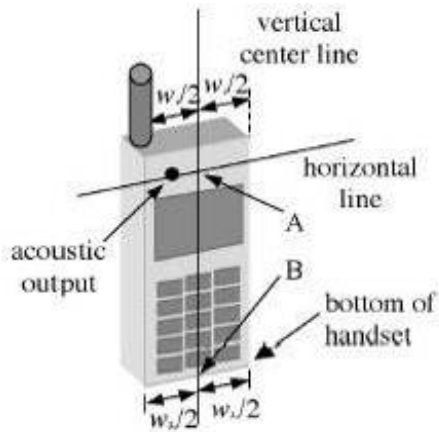


F-6. Side view of the phantom showing relevant markings and seven cross-sectional plane locations

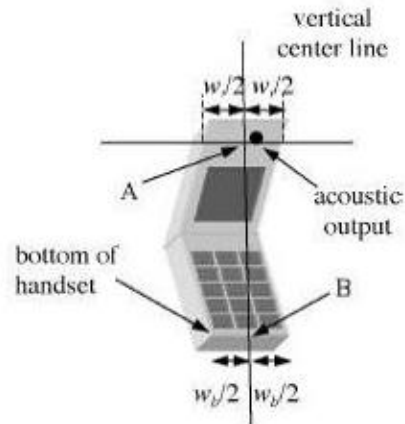


Unless otherwise agreed in writing, this document is issued by the Company subject to its General Conditions of Service printed overleaf, available on request or accessible at <http://www.sgs.com/en/Terms-and-Conditions.aspx> and, for electronic format documents, subject to Terms and Conditions for Electronic Documents at <http://www.sgs.com/en/Terms-and-Conditions/Terms-e-Documents.aspx>. Attention is drawn to the limitation of liability, indemnification and jurisdiction issues defined therein. Any holder of this document is advised that information contained hereon reflects the Company's findings at the time of its intervention only and within the limits of Client's instructions, if any. The Company's sole responsibility is to its Client and this document does not exonerate parties to a transaction from exercising all their rights and obligations under the transaction documents. This document cannot be reproduced except in full, without prior written approval of the Company. Any unauthorized alteration, forgery or falsification of the content or appearance of this document is unlawful and offenders may be prosecuted to the fullest extent of the law. Unless otherwise stated the results shown in this test report refer only to the sample(s) tested and such sample(s) are retained for 30 days only.

5.1.2 EUT constructions



F-7. Handset vertical and horizontal reference lines—"fixed case"



F-8. Handset vertical and horizontal reference lines—"clam-shell case"

5.1.3 Definition of the "cheek" position

- Position the device with the vertical centre line of the body of the device and the horizontal line crossing the centre of the ear piece in a plane parallel to the sagittal plane of the phantom ("initial position"). While maintaining the device in this plane, align the vertical centre line with the reference plane containing the three ear and mouth reference points (M, RE and LE) and align the centre of the ear piece with the line RE-LE.
- Translate the mobile phone box towards the phantom with the ear piece aligned with the line LE-RE until telephone touches the ear. While maintaining the device in the reference plane and maintaining the phone contact with the ear, move the bottom of the box until any point on the front side is in contact with the cheek of the phantom or until contact with the ear is lost.

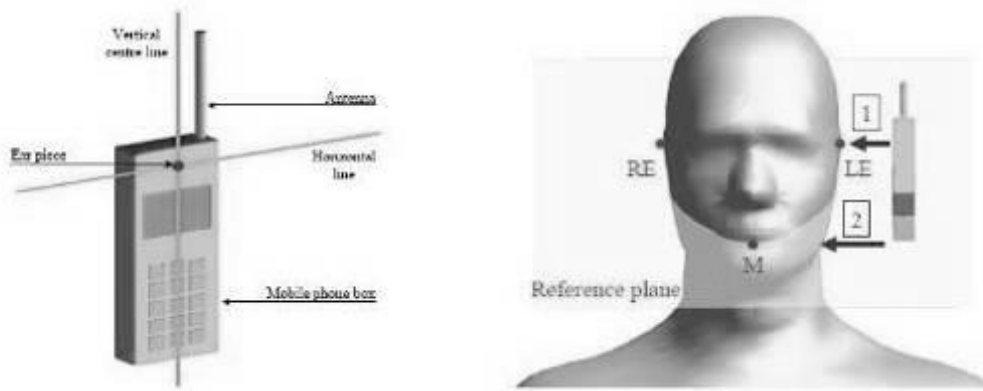


Unless otherwise agreed in writing, this document is issued by the Company subject to its General Conditions of Service printed overleaf, available on request or accessible at <http://www.sgs.com/en/Terms-and-Conditions.aspx> and, for electronic format documents, subject to Terms and Conditions for Electronic Documents at <http://www.sgs.com/en/Terms-and-Conditions/Terms-e-Documents.aspx>. Attention is drawn to the limitation of liability, indemnification and jurisdiction issues defined therein. Any holder of this document is advised that information contained hereon reflects the Company's findings at the time of its intervention only and within the limits of Client's instructions, if any. The Company's sole responsibility is to its Client and this document does not exonerate parties to a transaction from exercising all their rights and obligations under the transaction documents. This document cannot be reproduced except in full, without prior written approval of the Company. Any unauthorized alteration, forgery or falsification of the content or appearance of this document is unlawful and offenders may be prosecuted to the fullest extent of the law. Unless otherwise stated the results shown in this test report refer only to the sample(s) tested and such sample(s) are retained for 30 days only.

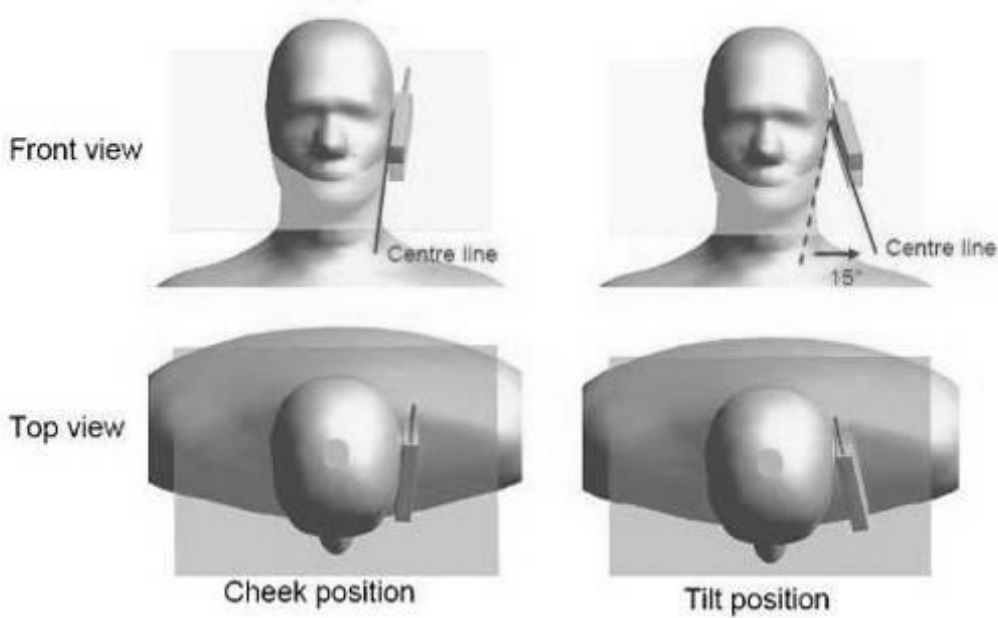
Attention: To check the authenticity of testing /inspection report & certificate, please contact us at telephone: (86-755) 8307 1443, or email: CN.Doccheck@sgs.com
 No.1 Workshop, M-10, Middle Section, Science & Technology Park, Shenzhen, China 518057 t (86-755) 26012053 f (86-755) 26710594 www.sgsgroup.com.cn
 中国·深圳·科技园中区M-10栋一号厂房 邮编: 518057 t (86-755) 26012053 f (86-755) 26710594 sgs.china@sgs.com

5.1.4 Definition of the “tilted” position

- a) Position the device in the “cheek” position described above;
- b) While maintaining the device in the reference plane described above and pivoting against the ear, move it outward away from the mouth by an angle of 15 degrees or until contact with the ear is lost.



F-9. Definition of the reference lines and points, on the phone and on the phantom and initial position



F-10. “Cheek” and “tilt” positions of the mobile phone on the left side



Unless otherwise agreed in writing, this document is issued by the Company subject to its General Conditions of Service printed overleaf, available on request or accessible at <http://www.sgs.com/en/Terms-and-Conditions.aspx> and, for electronic format documents, subject to Terms and Conditions for Electronic Documents at <http://www.sgs.com/en/Terms-and-Conditions/Terms-e-Documents.aspx>. Attention is drawn to the limitation of liability, indemnification and jurisdiction issues defined therein. Any holder of this document is advised that information contained hereon reflects the Company's findings at the time of its intervention only and within the limits of Client's instructions, if any. The Company's sole responsibility is to its Client and this document does not exonerate parties to a transaction from exercising all their rights and obligations under the transaction documents. This document cannot be reproduced except in full, without prior written approval of the Company. Any unauthorized alteration, forgery or falsification of the content or appearance of this document is unlawful and offenders may be prosecuted to the fullest extent of the law. Unless otherwise stated the results shown in this test report refer only to the sample(s) tested and such sample(s) are retained for 30 days only.

5.2 Body Exposure Condition

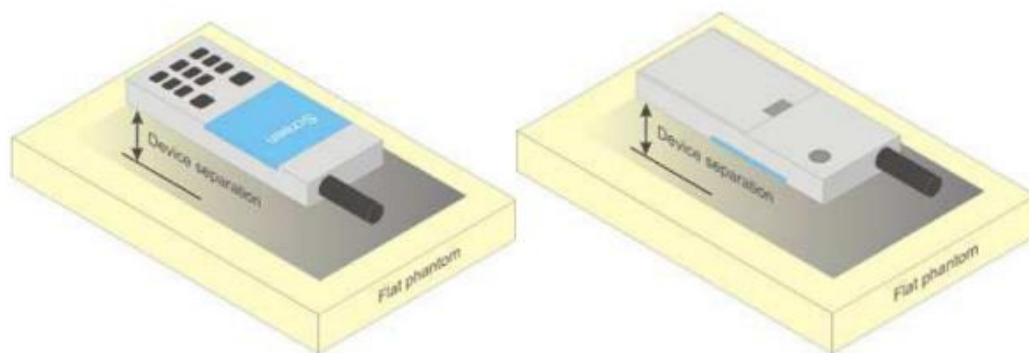
5.2.1 Body-worn accessory exposure conditions

Body-worn operating configurations should be tested with the belt-clips and holsters attached to the device and positioned against a flat phantom in normal use configurations.

Body-worn operating configurations are tested with the belt-clips and holsters attached to the device and positioned against a flat phantom in a normal use configuration. Per FCC KDB Publication 648474 D04, Body-worn accessory exposure is typically related to voice mode operations when handsets are carried in body-worn accessories. The body-worn accessory procedures in FCC KDB Publication 447498 D01 should be used to test for body-worn accessory SAR compliance, without a headset connected to it. This enables the test results for such configuration to be compatible with that required for hotspot mode when the body-worn accessory test separation distance is greater than or equal to that required for hotspot mode, when applicable. When the reported SAR for a body-worn accessory, measured without a headset connected to the handset, is > 1.2 W/kg, the highest reported SAR configuration for that wireless mode and frequency band should be repeated for that body-worn accessory with a headset attached to the handset.

Accessories for Body-worn operation configurations are divided into two categories: those that do not contain metallic components and those that do contain metallic components. When multiple accessories that do not contain metallic components are supplied with the device, the device is tested with only the accessory that dictates the closest spacing to the body. Then multiple accessories that contain metallic components are tested with the device with each accessory. If multiple accessories share an identical metallic component (i.e. the same metallic belt-clip used with different holsters with no other metallic components) only the accessory that dictates the closest spacing to the body is tested.

Body-worn accessories may not always be supplied or available as options for some devices intended to be authorized for body-worn use. In this case, a test configuration with a separation distance between the back of the device and the flat phantom is used. Test position spacing was documented. Transmitters that are designed to operate in front of a person's face, as in push-to-talk configurations, are tested for SAR compliance with the front of the device positioned to face the flat phantom in head fluid. For devices that are carried next to the body such as a shoulder, waist or chest-worn transmitters, SAR compliance is tested with the accessories, including headsets and microphones, attached to the device and positioned against a flat phantom in a normal use configuration.



F-11. Test positions for body-worn devices



Unless otherwise agreed in writing, this document is issued by the Company subject to its General Conditions of Service printed overleaf, available on request or accessible at <http://www.sgs.com/en/Terms-and-Conditions.aspx> and, for electronic format documents, subject to Terms and Conditions for Electronic Documents at <http://www.sgs.com/en/Terms-and-Conditions/Terms-e-Documents.aspx>. Attention is drawn to the limitation of liability, indemnification and jurisdiction issues defined therein. Any holder of this document is advised that information contained hereon reflects the Company's findings at the time of its intervention only and within the limits of Client's instructions, if any. The Company's sole responsibility is to its Client and this document does not exonerate parties to a transaction from exercising all their rights and obligations under the transaction documents. This document cannot be reproduced except in full, without prior written approval of the Company. Any unauthorized alteration, forgery or falsification of the content or appearance of this document is unlawful and offenders may be prosecuted to the fullest extent of the law. Unless otherwise stated the results shown in this test report refer only to the sample(s) tested and such sample(s) are retained for 30 days only.

Attention: To check the authenticity of testing /inspection report & certificate, please contact us at telephone: (86-755) 8307 1443, or email: CN.Doccheck@sgs.com
 No.1 Workshop, M-10, Middle Section, Science & Technology Park, Shenzhen, China 518057 t (86-755) 26012053 f (86-755) 26710594 www.sgs.com
 中国·深圳·科技园中区M-10栋一号厂房 邮编: 518057 t (86-755) 26012053 f (86-755) 26710594 sgs.china@sgs.com

5.2.2 Wireless Router exposure conditions

Some battery-operated handsets have the capability to transmit and receive user data through simultaneous transmission of WIFI simultaneously with a separate licensed transmitter. The FCC has provided guidance in FCC KDB Publication 941225 D06 where SAR test considerations for handsets (L x W ≥ 9 cm x 5 cm) are based on a composite test separation distance of 10 mm from the front, back and edges of the device containing transmitting antennas within 2.5 cm of their edges, determined from general mixed use conditions for this type of devices. For devices with form factors smaller than 9 cm x 5 cm, a test separation distance of 5 mm is required. Although this handset L x W is ≥ 9 cm x 5 cm, a test separation distance of 5 mm is form client.

5.3 Extremity exposure conditions

Per FCC KDB 648474D04, for smart phones with a display diagonal dimension > 15.0 cm or an overall diagonal dimension > 16.0 cm that provide similar mobile web access and multimedia support found in mini-tablets or UMPC mini-tablets that support voice calls next to the ear, the device is marketed as “Phablet”. The UMPC mini-tablet procedures must also be applied to test the SAR of all surfaces and edges with an antenna located at ≤ 25 mm from that surface or edge, in direct contact with a flat phantom, for Product Specific 10-g SAR according to the body-equivalent tissue dielectric parameters in KDB 865664 to address interactive hand use exposure conditions. The UMPC mini-tablet 1-g SAR at 5 mm is not required. When hotspot mode applies, Product Specific 10-g SAR is required only for the surfaces and edges with hotspot mode 1-g reported SAR > 1.2 W/kg; however, when power reduction applies to hotspot mode the measured SAR must be scaled to the maximum output power, including tolerance, allowed for phablet modes to compare with the 1.2 W/kg SAR test reduction threshold.

Due to the SAR result, only the following frequency bands need to test with 0mm for the Product Specific 10 g SAR, the others are not required.

GSM850:

Test position	Test mode	Test Ch./Freq.	Duty Cycle	SAR (W/kg)1-g	Power Drift(dB)	Conducted Power (dBm)	Tune up Limit (dBm)	Scaled factor	Scaled SAR(W/kg)	Product Specific 10-g SAR SAR Exclusion
Front side	GPRS 2TS	190/836.6	1:4.15	0.449	-0.07	31.10	32.50	1.380	0.620	Yes
Back side	GPRS 2TS	190/836.6	1:4.15	1.060	0.00	31.10	32.50	1.380	1.463	No
Back sidee-repeat	GPRS 2TS	190/836.6	1:4.15	0.880	-0.05	31.10	32.50	1.380	1.215	No
Left side	GPRS 2TS	190/836.6	1:4.15	0.378	-0.06	31.10	32.50	1.380	0.522	Yes
Right side	GPRS 2TS	190/836.6	1:4.15	0.378	-0.15	31.10	32.50	1.380	0.522	Yes
Bottom side	GPRS 2TS	190/836.6	1:4.15	0.142	-0.08	31.10	32.50	1.380	0.196	Yes
Back side	GPRS 2TS	128/824.2	1:4.15	0.898	-0.02	31.03	32.50	1.403	1.260	No
Back side	GPRS 2TS	251/848.8	1:4.15	1.000	0.01	31.08	32.50	1.387	1.387	No

GSM1900:

Test position	Test mode	Test Ch./Freq.	Duty Cycle	SAR (W/kg)1-g	Power Drift(dB)	Conducted Power (dBm)	Tune up Limit (dBm)	Scaled factor	Scaled SAR(W/kg)	Product Specific 10-g SAR SAR Exclusion
Front side	GPRS 4TS	661/1880	1:2.075	0.549	0.06	23.82	26.50	1.854	1.018	Yes
Back side	GPRS 4TS	661/1880	1:2.075	0.888	-0.02	23.82	26.50	1.854	1.646	No
Left side	GPRS 4TS	661/1880	1:2.075	0.255	-0.03	23.82	26.50	1.854	0.473	Yes
Right side	GPRS 4TS	661/1880	1:2.075	0.072	0.05	23.82	26.50	1.854	0.134	Yes
Bottom side	GPRS 4TS	661/1880	1:2.075	0.860	-0.16	23.82	26.50	1.854	1.594	No
Bottom side	GPRS 4TS	512/1850.2	1:2.075	0.845	0.05	23.87	26.50	1.832	1.548	No
Bottom side	GPRS 4TS	810/1909.8	1:2.075	0.900	-0.17	23.95	26.50	1.799	1.619	No
Back side	GPRS 4TS	512/1850.2	1:2.075	1.130	0.12	23.87	26.50	1.832	2.071	No
Back sidee-repeat	GPRS 4TS	512/1850.2	1:2.075	0.999	0.09	23.87	26.50	1.832	1.830	No
Back side	GPRS 4TS	810/1909.8	1:2.075	0.699	-0.04	23.95	26.50	1.799	1.257	No



Unless otherwise agreed in writing, this document is issued by the Company subject to its General Conditions of Service printed overleaf, available on request or accessible at <http://www.sgs.com/en/Terms-and-Conditions.aspx> and, for electronic format documents, subject to Terms and Conditions for Electronic Documents at <http://www.sgs.com/en/Terms-and-Conditions/Terms-e-Documents.aspx>. Attention is drawn to the limitation of liability, indemnification and jurisdiction issues defined therein. Any holder of this document is advised that information contained hereon reflects the Company's findings at the time of its intervention only and within the limits of Client's instructions, if any. The Company's sole responsibility is to its Client and this document does not exonerate parties to a transaction from exercising all their rights and obligations under the transaction documents. This document cannot be reproduced except in full, without prior written approval of the Company. Any unauthorized alteration, forgery or falsification of the content or appearance of this document is unlawful and offenders may be prosecuted to the fullest extent of the law. Unless otherwise stated the results shown in this test report refer only to the sample(s) tested and such sample(s) are retained for 30 days only.

WCDMA Band II:

Test position	Test mode	Test Ch./Freq.	Duty Cycle	SAR (W/kg)1-g	Power Drift(dB)	Conducted Power (dBm)	Tune up Limit (dBm)	Scaled factor	Scaled SAR(W/kg)	Product Specific 10-g SAR SAR Exclusion
Front side	RMC	9400/1880	1:1	0.418	0.02	17.79	19.50	1.483	0.620	Yes
Back side	RMC	9400/1880	1:1	0.618	0.03	17.79	19.50	1.483	0.916	Yes
Left side	RMC	9400/1880	1:1	0.153	0.08	17.79	19.50	1.483	0.227	Yes
Right side	RMC	9400/1880	1:1	0.053	0.03	17.79	19.50	1.483	0.078	Yes
Bottom side	RMC	9400/1880	1:1	0.620	-0.01	17.79	19.50	1.483	0.919	Yes
Bottom side	RMC	9262/1852.4	1:1	0.861	-0.12	17.71	19.50	1.510	1.300	No
Bottom side	RMC	9538/1907.6	1:1	0.509	-0.11	17.65	19.50	1.531	0.779	Yes

WCDMA Band V:

Test position	Test mode	Test Ch./Freq.	Duty Cycle	SAR (W/kg)1-g	Power Drift(dB)	Conducted Power (dBm)	Tune up Limit (dBm)	Scaled factor	Scaled SAR(W/kg)	Product Specific 10-g SAR SAR Exclusion
Front side	RMC	4182/836.4	1:1	0.503	0.03	21.75	22.50	1.189	0.598	Yes
Back side	RMC	4182/836.4	1:1	0.885	0.16	21.75	22.50	1.189	1.052	Yes
Left side	RMC	4182/836.4	1:1	0.424	-0.01	21.75	22.50	1.189	0.504	Yes
Right side	RMC	4182/836.4	1:1	0.418	0.07	21.75	22.50	1.189	0.497	Yes
Bottom side	RMC	4182/836.4	1:1	0.158	-0.08	21.75	22.50	1.189	0.188	Yes
Back side	RMC	4132/826.4	1:1	0.890	0.05	21.69	22.50	1.205	1.072	Yes
Back side-repeat	RMC	4132/826.4	1:1	0.875	0.09	21.69	22.50	1.205	1.054	Yes
Back side	RMC	4233/846.6	1:1	0.866	0.04	21.67	22.50	1.211	1.048	Yes

LTE Band 2:

Test position	BW.	Test mode	Test Ch./Freq.	Duty Cycle	SAR (W/kg)1-g	Power Drift(dB)	Conducted power (dBm)	Tune up Limit (dBm)	Scaled factor	Scaled SAR(W/kg)	Product Specific 10-g SAR SAR Exclusion
Hotspot Test data(Separate 5mm 1RB)											
Front side	20	QPSK 1RB_50	18900/1880	1:1	0.595	-0.08	18.83	20.00	1.309	0.779	Yes
Back side	20	QPSK 1RB_50	18900/1880	1:1	0.923	-0.14	18.83	20.00	1.309	1.208	No
Left side	20	QPSK 1RB_50	18900/1880	1:1	0.235	-0.07	18.83	20.00	1.309	0.308	Yes
Right side	20	QPSK 1RB_50	18900/1880	1:1	0.079	0.09	18.83	20.00	1.309	0.104	Yes
Bottom side	20	QPSK 1RB_50	18900/1880	1:1	0.968	-0.07	18.83	20.00	1.309	1.267	No
Back side	20	QPSK 1RB_50	18700/1860	1:1	0.710	0.06	18.81	20.00	1.315	0.934	Yes
Back side	20	QPSK 1RB_50	19100/1900	1:1	0.680	0.09	18.34	20.00	1.466	0.997	Yes
Bottom side	20	QPSK 1RB_50	18700/1860	1:1	0.791	-0.06	18.81	20.00	1.315	1.040	Yes
Bottom side	20	QPSK 1RB_50	19100/1900	1:1	0.700	-0.02	18.34	20.00	1.466	1.026	Yes
Hotspot Test data (Separate 5mm 50%RB)											
Front side	20	QPSK 50RB_0	19100/1900	1:1	0.552	-0.02	18.16	20.00	1.528	0.843	Yes
Back side	20	QPSK 50RB_0	19100/1900	1:1	0.853	0.10	18.16	20.00	1.528	1.303	No
Left side	20	QPSK 50RB_0	19100/1900	1:1	0.220	-0.02	18.16	20.00	1.528	0.336	Yes
Right side	20	QPSK 50RB_0	19100/1900	1:1	0.070	0.10	18.16	20.00	1.528	0.107	Yes
Bottom side	20	QPSK 50RB_0	19100/1900	1:1	0.903	0.00	18.16	20.00	1.528	1.379	No
Back side	20	QPSK 50RB_50	18700/1860	1:1	0.702	0.03	18.04	20.00	1.570	1.102	Yes
Back side	20	QPSK 50RB_0	18900/1880	1:1	0.580	0.07	18.03	20.00	1.574	0.913	Yes
Bottom side	20	QPSK 50RB_50	18700/1860	1:1	0.742	-0.07	18.04	20.00	1.570	1.165	Yes
Bottom side	20	QPSK 50RB_0	18900/1880	1:1	0.832	-0.05	18.03	20.00	1.574	1.310	No
Hotspot Test data (Separate 5mm 100%RB)											
Back side	20	QPSK 100RB_0	19100/1900	1:1	0.718	0.06	18.08	20.00	1.556	1.117	Yes
Bottom side	20	QPSK 100RB_0	19100/1900	1:1	0.932	-0.04	18.08	20.00	1.556	1.450	No



Unless otherwise agreed in writing, this document is issued by the Company subject to its General Conditions of Service printed overleaf, available on request or accessible at <http://www.sgs.com/en/Terms-and-Conditions.aspx> and, for electronic format documents, subject to Terms and Conditions for Electronic Documents at <http://www.sgs.com/en/Terms-and-Conditions/Terms-e-Documents.aspx>. Attention is drawn to the limitation of liability, indemnification and jurisdiction issues defined therein. Any holder of this document is advised that information contained hereon reflects the Company's findings at the time of its intervention only and within the limits of Client's instructions, if any. The Company's sole responsibility is to its Client and this document does not exonerate parties to a transaction from exercising all their rights and obligations under the transaction documents. This document cannot be reproduced except in full, without prior written approval of the Company. Any unauthorized alteration, forgery or falsification of the content or appearance of this document is unlawful and offenders may be prosecuted to the fullest extent of the law. Unless otherwise stated the results shown in this test report refer only to the sample(s) tested and such sample(s) are retained for 30 days only.

Attention: To check the authenticity of testing/inspection report & certificate, please contact us at telephone: (86-755) 8307 1443, or email: CN.Doccheck@sgs.com
 No.1 Workshop, M-10, Middle Section, Science & Technology Park, Shenzhen, China 518057 t (86-755) 26012053 f (86-755) 26710594 www.sgs.com
 Shenzhen Branch 检验检测专用章 中国·深圳·科技园中区M-10栋一号厂房 邮编: 518057 t (86-755) 26012053 f (86-755) 26710594 sgs.china@sgs.com

LTE Band 7:

Test position	BW.	Test mode	Test Ch./Freq.	Duty Cycle	SAR (W/kg)1-g	Power Drift(dB)	Conducted power (dBm)	Tune up Limit (dBm)	Scaled factor	Scaled SAR (W/kg)	Product Specific 10-g SAR SAR Exclusion
Hotspot Test data(Separate 5mm 1RB)											
Front side	20	QPSK 1RB_50	20850/2510	1:1	0.270	0.05	17.77	18.00	1.054	0.285	Yes
Back side	20	QPSK 1RB_50	20850/2510	1:1	0.892	-0.04	17.77	18.00	1.054	0.941	Yes
Left side	20	QPSK 1RB_50	20850/2510	1:1	0.062	-0.06	17.77	18.00	1.054	0.065	Yes
Right side	20	QPSK 1RB_50	20850/2510	1:1	0.038	-0.14	17.77	18.00	1.054	0.040	Yes
Bottom side	20	QPSK 1RB_50	20850/2510	1:1	1.060	-0.02	17.77	18.00	1.054	1.118	Yes
Back side	20	QPSK 1RB_50	21100/2535.5	1:1	0.888	0.05	17.39	18.00	1.151	1.022	Yes
Back side	20	QPSK 1RB_0	21350/2560	1:1	0.902	0.06	17.13	18.00	1.222	1.102	Yes
Bottom side	20	QPSK 1RB_50	21100/2535.5	1:1	0.941	-0.07	17.39	18.00	1.151	1.083	Yes
Bottom side	20	QPSK 1RB_0	21350/2560	1:1	0.875	-0.04	17.13	18.00	1.222	1.069	Yes
Bottom side-repeat	20	QPSK 1RB_0	20850/2510	1:1	1.050	-0.01	17.77	18.00	1.054	1.107	Yes
Hotspot Test data (Separate 5mm 50%RB)											
Front side	20	QPSK 50RB_50	20850/2510	1:1	0.266	0.07	17.14	18.00	1.219	0.324	Yes
Back side	20	QPSK 50RB_50	20850/2510	1:1	0.892	0.08	17.14	18.00	1.219	1.087	Yes
Left side	20	QPSK 50RB_50	20850/2510	1:1	0.064	-0.02	17.14	18.00	1.219	0.078	Yes
Right side	20	QPSK 50RB_50	20850/2510	1:1	0.038	0.15	17.14	18.00	1.219	0.046	Yes
Bottom side	20	QPSK 50RB_50	20850/2510	1:1	0.983	-0.04	17.14	18.00	1.219	1.198	Yes
Back side	20	QPSK 50RB_0	21100/2535.5	1:1	0.882	0.07	16.88	18.00	1.294	1.141	Yes
Back side	20	QPSK 50RB_0	21350/2560	1:1	0.912	0.05	16.32	18.00	1.472	1.343	No
Bottom side	20	QPSK 50RB_0	21100/2535.5	1:1	0.893	-0.05	16.88	18.00	1.294	1.156	Yes
Bottom side	20	QPSK 50RB_0	21350/2560	1:1	0.870	-0.05	16.32	18.00	1.472	1.281	No
Hotspot Test data (Separate 5mm 100%RB)											
Back side	20	QPSK 100RB_0	20850/2510	1:1	0.966	0.04	17.11	18.00	1.227	1.186	Yes
Bottom side	20	QPSK 100RB_0	20850/2510	1:1	0.955	-0.03	17.11	18.00	1.227	1.172	Yes

LTE Band 26:

Test position	BW.	Test mode	Test Ch./Freq.	Duty Cycle	SAR (W/kg)1-g	Power Drift(dB)	Conducted power (dBm)	Tune up Limit (dBm)	Scaled factor	Scaled SAR(W/kg)	Product Specific 10-g SAR SAR Exclusion
Hotspot Test data(Separate 5mm 1RB)											
Front side	15	QPSK 1RB_74	26965/841.5	1:1	0.334	-0.06	23.31	24.00	1.172	0.392	Yes
Back side	15	QPSK 1RB_74	26965/841.5	1:1	0.871	-0.02	23.31	24.00	1.172	1.021	Yes
Left side	15	QPSK 1RB_74	26965/841.5	1:1	0.236	0.06	23.31	24.00	1.172	0.277	Yes
Right side	15	QPSK 1RB_74	26965/841.5	1:1	0.293	-0.13	23.31	24.00	1.172	0.343	Yes
Bottom side	15	QPSK 1RB_74	26965/841.5	1:1	0.128	-0.02	23.31	24.00	1.172	0.150	Yes
Back side	15	QPSK 1RB_74	26765/821.5	1:1	1.070	0.00	23.17	24.00	1.211	1.295	No
Back side	15	QPSK 1RB_74	26865/831.5	1:1	0.874	-0.03	23.25	24.00	1.189	1.039	Yes
Hotspot Test data (Separate 5mm 50%RB)											
Front side	15	QPSK 36RB_0	26965/841.5	1:1	0.339	0.04	22.35	23.00	1.161	0.394	Yes
Back side	15	QPSK 36RB_0	26965/841.5	1:1	0.772	0.06	22.35	23.00	1.161	0.897	Yes
Left side	15	QPSK 36RB_0	26965/841.5	1:1	0.274	0.08	22.35	23.00	1.161	0.318	Yes
Right side	15	QPSK 36RB_0	26965/841.5	1:1	0.306	0.03	22.35	23.00	1.161	0.355	Yes
Bottom side	15	QPSK 36RB_0	26765/821.5	1:1	0.146	0.09	22.35	23.00	1.161	0.170	Yes
Back side	15	QPSK 36RB_0	26765/821.5	1:1	0.749	0.06	22.17	23.00	1.211	0.907	Yes
Back side	15	QPSK 36RB_0	26865/831.5	1:1	0.771	0.05	22.33	23.00	1.167	0.900	Yes
Hotspot Test data (Separate 5mm 100%RB)											
Back side	15	QPSK 75RB_0	26865/831.5	1:1	0.547	-0.15	22.29	23.00	1.178	0.644	Yes



Unless otherwise agreed in writing, this document is issued by the Company subject to its General Conditions of Service printed overleaf, available on request or accessible at <http://www.sgs.com/en/Terms-and-Conditions.aspx> and, for electronic format documents, subject to Terms and Conditions for Electronic Documents at <http://www.sgs.com/en/Terms-and-Conditions/Terms-e-Documents.aspx>. Attention is drawn to the limitation of liability, indemnification and jurisdiction issues defined therein. Any holder of this document is advised that information contained hereon reflects the Company's findings at the time of its intervention only and within the limits of Client's instructions, if any. The Company's sole responsibility is to its Client and this document does not exonerate parties to a transaction from exercising all their rights and obligations under the transaction documents. This document cannot be reproduced except in full, without prior written approval of the Company. Any unauthorized alteration, forgery or falsification of the content or appearance of this document is unlawful and offenders may be prosecuted to the fullest extent of the law. Unless otherwise stated the results shown in this test report refer only to the sample(s) tested and such sample(s) are retained for 30 days only.

LTE Band 38:

Test position	BW.	Test mode	Test Ch./Freq.	Duty Cycle	SAR (W/kg)1-g	Power Drift(dB)	Conducted power (dBm)	Tune up Limit (dBm)	Scaled factor	Scaled SAR(W/kg)	Product Specific 10-g SAR SAR Exclusion
Hotspot Test data(Separate 5mm 1RB)											
Front side	20	QPSK 1RB_99	38000/2595	1:1.58	0.345	0.09	20.79	21.00	1.050	0.362	Yes
Back side	20	QPSK 1RB_99	38000/2595	1:1.58	1.150	-0.01	20.79	21.00	1.050	1.207	No
Back side	20	QPSK 1RB_99	37850/2580	1:1.58	1.080	0.01	20.74	21.00	1.062	1.147	Yes
Back side	20	QPSK 1RB_99	38150/2610	1:1.58	1.230	0.01	20.68	21.00	1.076	1.324	No
Left side	20	QPSK 1RB_99	38000/2595	1:1.58	0.141	0.03	20.79	21.00	1.050	0.148	Yes
Right side	20	QPSK 1RB_99	38000/2595	1:1.58	0.051	0.01	20.79	21.00	1.050	0.054	Yes
Bottom side	20	QPSK 1RB_99	38000/2595	1:1.58	1.230	-0.08	20.79	21.00	1.050	1.291	No
Bottom side	20	QPSK 1RB_99	37850/2580	1:1.58	1.140	-0.04	20.74	21.00	1.062	1.210	No
Bottom side	20	QPSK 1RB_99	38150/2610	1:1.58	1.280	-0.09	20.68	21.00	1.076	1.378	No
Bottom side-repeat	20	QPSK 1RB_99	38150/2610	1:1.58	1.150	0.05	20.68	21.00	1.076	1.238	No
Hotspot Test data (Separate 5mm 50%RB)											
Front side	20	QPSK 50RB_50	37850/2580	1:1.58	0.306	0.08	20.82	21.00	1.042	0.319	Yes
Back side	20	QPSK 50RB_50	37850/2580	1:1.58	1.030	-0.09	20.82	21.00	1.042	1.074	Yes
Back side	20	QPSK 50RB_25	38000/2595	1:1.58	1.110	-0.04	20.72	21.00	1.067	1.184	Yes
Back side	20	QPSK 50RB_25	38150/2610	1:1.58	1.240	0.09	20.75	21.00	1.059	1.313	No
Left side	20	QPSK 50RB_50	37850/2580	1:1.58	0.128	-0.11	20.82	21.00	1.042	0.133	Yes
Right side	20	QPSK 50RB_50	37850/2580	1:1.58	0.045	0.15	20.82	21.00	1.042	0.047	Yes
Bottom side	20	QPSK 50RB_50	37850/2580	1:1.58	0.971	0.02	20.82	21.00	1.042	1.012	Yes
Bottom side	20	QPSK 50RB_25	38000/2595	1:1.58	1.030	0.01	20.72	21.00	1.067	1.099	Yes
Bottom side	20	QPSK 50RB_25	38150/2610	1:1.58	1.020	0.06	20.75	21.00	1.059	1.080	Yes
Hotspot Test data (Separate 5mm 100%RB)											
Back side	20	QPSK 100RB_0	37850/2580	1:1.58	1.030	-0.05	20.75	21.00	1.059	1.091	Yes

LTE Band 41:

Test position	BW.	Test mode	Test Ch./Freq.	Duty Cycle	SAR (W/kg)1-g	Power Drift(dB)	Conducted power (dBm)	Tune up Limit (dBm)	Scaled factor	Scaled SAR(W/kg)	Product Specific 10-g SAR SAR Exclusion
Hotspot Test data(Separate 5mm 1RB)											
Front side	20	QPSK 1RB_50	40473/2578.3	1:1.58	0.359	0.04	20.81	21.50	1.172	0.421	Yes
Back side	20	QPSK 1RB_50	40473/2578.3	1:1.58	0.953	-0.12	20.81	21.50	1.172	1.117	Yes
Left side	20	QPSK 1RB_50	40473/2578.3	1:1.58	0.180	-0.05	20.81	21.50	1.172	0.211	Yes
Right side	20	QPSK 1RB_50	40473/2578.3	1:1.58	0.025	0.07	20.81	21.50	1.172	0.030	Yes
Bottom side	20	QPSK 1RB_50	40473/2578.3	1:1.58	1.070	-0.09	20.81	21.50	1.172	1.254	No
Back side	20	QPSK 1RB_50	40140/2545	1:1.58	0.812	0.02	20.80	21.50	1.175	0.954	Yes
Back side	20	QPSK 1RB_50	40807/2611.7	1:1.58	1.030	0.09	20.62	21.50	1.225	1.261	No
Back side	20	QPSK 1RB_0	41140/2645	1:1.58	1.130	0.04	20.54	21.50	1.247	1.410	No
Bottom side	20	QPSK 1RB_50	40140/2545	1:1.58	0.789	-0.09	20.80	21.50	1.175	0.927	Yes
Bottom side	20	QPSK 1RB_50	40807/2611.7	1:1.58	0.838	-0.04	20.62	21.50	1.225	1.026	Yes
Bottom side	20	QPSK 1RB_0	41140/2645	1:1.58	0.927	-0.09	20.54	21.50	1.247	1.156	Yes
Hotspot Test data (Separate 5mm 50%RB)											
Front side	20	QPSK 50RB_25	40473/2578.3	1:1.58	0.365	0.08	20.77	21.50	1.183	0.432	Yes
Back side	20	QPSK 50RB_25	40473/2578.3	1:1.58	0.924	0.09	20.77	21.50	1.183	1.093	Yes
Left side	20	QPSK 50RB_25	40473/2578.3	1:1.58	0.173	0.01	20.77	21.50	1.183	0.205	Yes
Right side	20	QPSK 50RB_25	40473/2578.3	1:1.58	0.026	0.03	20.77	21.50	1.183	0.030	Yes
Bottom side	20	QPSK 50RB_25	40473/2578.3	1:1.58	1.060	-0.06	20.77	21.50	1.183	1.254	No
Back side	20	QPSK 50RB_25	40140/2545	1:1.58	0.817	0.09	20.63	21.50	1.222	0.998	Yes
Back side	20	QPSK 50RB_25	40807/2611.7	1:1.58	1.010	0.05	20.67	21.50	1.211	1.223	No
Back side	20	QPSK 50RB_0	41140/2645	1:1.58	1.050	0.16	20.65	21.50	1.216	1.277	No



Unless otherwise agreed in writing, this document is issued by the Company subject to its General Conditions of Service printed overleaf, available on request or accessible at <http://www.sgs.com/en/Terms-and-Conditions.aspx> and, for electronic format documents, subject to Terms and Conditions for Electronic Documents at <http://www.sgs.com/en/Terms-and-Conditions/Terms-e-Documents.aspx>. Attention is drawn to the limitation of liability, indemnification and jurisdiction issues defined therein. Any holder of this document is advised that information contained hereon reflects the Company's findings at the time of its intervention only and within the limits of Client's instructions, if any. The Company's sole responsibility is to its Client and this document does not exonerate parties to a transaction from exercising all their rights and obligations under the transaction documents. This document cannot be reproduced except in full, without prior written approval of the Company. Any unauthorized alteration, forgery or falsification of the content or appearance of this document is unlawful and offenders may be prosecuted to the fullest extent of the law. Unless otherwise stated the results shown in this test report refer only to the sample(s) tested and such sample(s) are retained for 30 days only.

To check the authenticity of testing/inspection report & certificate, please contact us at telephone: (86-755) 8307 1443, or email: CN.Doccheck@sgs.com
No.1 Workshop, M-10, Middle Section, Science & Technology Park, Shenzhen, China 518057 t (86-755) 26012053 f (86-755) 26710594 www.sgs.com.cn
Shenzhen Branch 深圳分公司实验室 中国·深圳·科技园中区M-10栋一号厂房 邮编: 518057 t (86-755) 26012053 f (86-755) 26710594 sgs.china@sgs.com

Bottom side	20	QPSK 50RB_25	40140/2545	1:1.58	0.806	-0.04	20.63	21.50	1.222	0.985	Yes
Bottom side	20	QPSK 50RB_25	40807/2611.7	1:1.58	0.847	-0.08	20.67	21.50	1.211	1.025	Yes
Bottom side	20	QPSK 50RB_0	41140/2645	1:1.58	0.933	-0.05	20.65	21.50	1.216	1.135	Yes
Hotspot Test data (Separate 5mm 100%RB)											
Back side	20	QPSK 100RB_0	40473/2578.3	1:1.58	1.110	0.08	20.59	21.50	1.233	1.369	No
Bottom side	20	QPSK 100RB_0	40473/2578.3	1:1.58	1.010	-0.04	20.59	21.50	1.233	1.245	No



Unless otherwise agreed in writing, this document is issued by the Company subject to its General Conditions of Service printed overleaf, available on request or accessible at <http://www.sgs.com/en/Terms-and-Conditions.aspx> and, for electronic format documents, subject to Terms and Conditions for Electronic Documents at <http://www.sgs.com/en/Terms-and-Conditions/Terms-e-Documents.aspx>. Attention is drawn to the limitation of liability, indemnification and jurisdiction issues defined therein. Any holder of this document is advised that information contained hereon reflects the Company's findings at the time of its intervention only and within the limits of Client's instructions, if any. The Company's sole responsibility is to its Client and this document does not exonerate parties to a transaction from exercising all their rights and obligations under the transaction documents. This document cannot be reproduced except in full, without prior written approval of the Company. Any unauthorized alteration, forgery or falsification of the content or appearance of this document is unlawful and offenders may be prosecuted to the fullest extent of the law. Unless otherwise stated the results shown in this test report refer only to the sample(s) tested and such sample(s) are retained for 30 days only.

Attention: To check the authenticity of testing /inspection report & certificate, please contact us at telephone: (86-755) 8307 1443, or email: CN.Doccheck@sgs.com

No.1 Workshop, M-10, Middle Section, Science & Technology Park, Shenzhen, China 518057 t (86-755) 26012053 f (86-755) 26710594 www.ssgsgroup.com.cn
 中国·深圳·科技园中区M-10栋一号厂房 邮编: 518057 f (86-755) 26012053 f (86-755) 26710594 sgs.china@sgs.com

6 SAR System Verification Procedure

6.1 Tissue Simulate Liquid

6.1.1 Recipes for Tissue Simulate Liquid

The following tables give the recipes for tissue simulating liquids to be used in different frequency bands:

Ingredients (% by weight)	Frequency (MHz)				
	450	700-900	1750-2000	2300-2500	2500-2700
Tissue Type	Head				
Water	38.56	40.30	55.24	55.00	54.92
Salt (NaCl)	3.95	1.38	0.31	0.2	0.23
Sucrose	56.32	57.90	0	0	0
HEC	0.98	0.24	0	0	0
Bactericide	0.19	0.18	0	0	0
Tween	0	0	44.45	44.80	44.85
Salt: 99+% Pure Sodium Chloride Water: De-ionized, 16 MΩ+ resistivity Tween: Polyoxyethylene (20) sorbitan monolaurate			Sucrose: 98+% Pure Sucrose HEC: Hydroxyethyl Cellulose		
HSL5GHz is composed of the following ingredients: Water: 50-65% Mineral oil: 10-30% Emulsifiers: 8-25% Sodium salt: 0-1.5%					

Table 3: Recipe of Tissue Simulate Liquid



Unless otherwise agreed in writing, this document is issued by the Company subject to its General Conditions of Service printed overleaf, available on request or accessible at <http://www.sgs.com/en/Terms-and-Conditions.aspx> and, for electronic format documents, subject to Terms and Conditions for Electronic Documents at <http://www.sgs.com/en/Terms-and-Conditions/Terms-e-Documents.aspx>. Attention is drawn to the limitation of liability, indemnification and jurisdiction issues defined therein. Any holder of this document is advised that information contained hereon reflects the Company's findings at the time of its intervention only and within the limits of Client's instructions, if any. The Company's sole responsibility is to its Client and this document does not exonerate parties to a transaction from exercising all their rights and obligations under the transaction documents. This document cannot be reproduced except in full, without prior written approval of the Company. Any unauthorized alteration, forgery or falsification of the content or appearance of this document is unlawful and offenders may be prosecuted to the fullest extent of the law. Unless otherwise stated the results shown in this test report refer only to the sample(s) tested and such sample(s) are retained for 30 days only.

Attention: To check the authenticity of testing /inspection report & certificate, please contact us at telephone: (86-755) 8307 1443, or email: CN.Doccheck@sgs.com
 No.1 Workshop, M-10, Middle Section, Science & Technology Park, Shenzhen, China 518057 t (86-755) 26012053 f (86-755) 26710594 www.sgs.com.cn
 中国·深圳·科技园中区M-10栋一号厂房 邮编: 518057 t (86-755) 26012053 f (86-755) 26710594 sgs.china@sgs.com

6.1.2 Measurement for Tissue Simulate Liquid

The dielectric properties for this Tissue Simulate Liquids were measured by using the Agilent Model 85070E Dielectric Probe in conjunction with Agilent E5071C Network Analyzer (300 KHz-8500 MHz). The Conductivity (σ) and Permittivity (ρ) are listed in bellow table. For the SAR measurement given in this report. The temperature variation of the Tissue Simulate Liquids was $22\pm 2^{\circ}\text{C}$.

Tissue Type	Measured Frequency (MHz)	Target Tissue ($\pm 5\%$)		Measured Tissue		Liquid Temp. ($^{\circ}\text{C}$)	Measured Date
		ϵ_r	$\sigma(\text{S/m})$	ϵ_r	$\sigma(\text{S/m})$		
835 Head	835	41.50 (39.43~43.58)	0.90 (0.86~0.95)	41.575	0.931	22.0	2020/07/25
835 Head	835	41.50 (39.43~43.58)	0.90 (0.86~0.95)	41.753	0.938	22.0	2020/08/02
1900 Head	1900	40.00 (38.00~42.00)	1.40 (1.33~1.47)	41.626	1.405	22.1	2020/08/02
1900 Head	1900	40.00 (38.00~42.00)	1.40 (1.33~1.47)	41.566	1.402	22.1	2020/08/03
2450 Head	2450	39.20 (37.24~41.16)	1.80 (1.71~1.89)	39.147	1.823	22.0	2020/08/15
2600 Head	2600	39.00 (37.05~40.95)	1.96 (1.86~2.06)	38.615	1.988	22.1	2020/08/04
2600 Head	2600	39.00 (37.05~40.95)	1.96 (1.86~2.06)	38.658	1.982	22.1	2020/08/06

Table 4: Measurement result of Tissue electric parameters

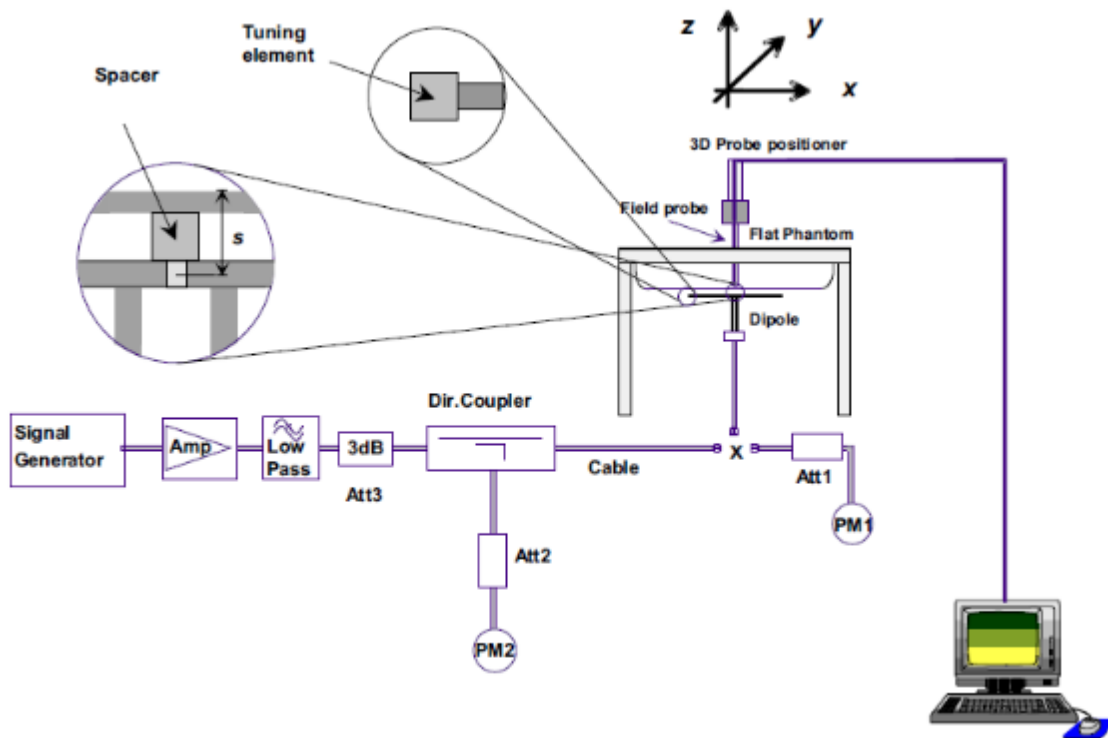


Unless otherwise agreed in writing, this document is issued by the Company subject to its General Conditions of Service printed overleaf, available on request or accessible at <http://www.sgs.com/en/Terms-and-Conditions.aspx> and, for electronic format documents, subject to Terms and Conditions for Electronic Documents at <http://www.sgs.com/en/Terms-and-Conditions/Terms-e-Documents.aspx>. Attention is drawn to the limitation of liability, indemnification and jurisdiction issues defined therein. Any holder of this document is advised that information contained hereon reflects the Company's findings at the time of its intervention only and within the limits of Client's instructions, if any. The Company's sole responsibility is to its Client and this document does not exonerate parties to a transaction from exercising all their rights and obligations under the transaction documents. This document cannot be reproduced except in full, without prior written approval of the Company. Any unauthorized alteration, forgery or falsification of the content or appearance of this document is unlawful and offenders may be prosecuted to the fullest extent of the law. Unless otherwise stated the results shown in this test report refer only to the sample(s) tested and such sample(s) are retained for 30 days only.

Attention: To check the authenticity of testing /inspection report & certificate, please contact us at telephone: (86-755) 8307 1443, or email: CN.Doccheck@sgs.com
No.1 Workshop, M-10, Middle Section, Science & Technology Park, Shenzhen, China 518057 t (86-755) 26012053 f (86-755) 26710594 www.sgs.com.cn
中国·深圳·科技园中区M-10栋一号厂房 邮编: 518057 t (86-755) 26012053 f (86-755) 26710594 sgs.china@sgs.com

6.2 SAR System Check

The microwave circuit arrangement for system Check is sketched in F-12. The daily system accuracy verification occurs within the flat section of the SAM phantom. A SAR measurement was performed to see if the measured SAR was within +/- 10% from the target SAR values. The tests were conducted on the same days as the measurement of the EUT. The obtained results from the system accuracy verification are displayed in the following table (A power level of 250mW (below 3GHz) or 100mW (3-6GHz) was input to the dipole antenna). During the tests, the ambient temperature of the laboratory was in the range $22\pm 2^{\circ}\text{C}$, the relative humidity was in the range 60% and the liquid depth above the ear reference points was above 15 ± 0.5 cm in all the cases. It is seen that the system is operating within its specification, as the results are within acceptable tolerance of the reference values.



F-12. the microwave circuit arrangement used for SAR system check



Unless otherwise agreed in writing, this document is issued by the Company subject to its General Conditions of Service printed overleaf, available on request or accessible at <http://www.sgs.com/en/Terms-and-Conditions.aspx> and, for electronic format documents, subject to Terms and Conditions for Electronic Documents at <http://www.sgs.com/en/Terms-and-Conditions/Terms-e-Documents.aspx>. Attention is drawn to the limitation of liability, indemnification and jurisdiction issues defined therein. Any holder of this document is advised that information contained hereon reflects the Company's findings at the time of its intervention only and within the limits of Client's instructions, if any. The Company's sole responsibility is to its Client and this document does not exonerate parties to a transaction from exercising all their rights and obligations under the transaction documents. This document cannot be reproduced except in full, without prior written approval of the Company. Any unauthorized alteration, forgery or falsification of the content or appearance of this document is unlawful and offenders may be prosecuted to the fullest extent of the law. Unless otherwise stated the results shown in this test report refer only to the sample(s) tested and such sample(s) are retained for 30 days only.

6.2.1 Justification for Extended SAR Dipole Calibrations

- 1) Referring to KDB865664 D01 requirements for dipole calibration, instead of the typical annual calibration recommended by measurement standards, longer calibration intervals of up to three years may be considered when it is demonstrated that the SAR target, impedance and return loss of a dipole have remain stable according to the following requirements. Each measured dipole is expected to evaluate with the following criteria at least on annual interval in Appendix C.
 - a) There is no physical damage on the dipole;
 - b) System check with specific dipole is within 10% of calibrated value;
 - c) Return-loss is within 20% of calibrated measurement;
 - d) Impedance is within 5Ω from the previous measurement.

- 2) Network analyzer probe calibration against air, distilled water and a shorting block performed before measuring liquid parameters.



Unless otherwise agreed in writing, this document is issued by the Company subject to its General Conditions of Service printed overleaf, available on request or accessible at <http://www.sgs.com/en/Terms-and-Conditions.aspx> and, for electronic format documents, subject to Terms and Conditions for Electronic Documents at <http://www.sgs.com/en/Terms-and-Conditions/Terms-e-Documents.aspx>. Attention is drawn to the limitation of liability, indemnification and jurisdiction issues defined therein. Any holder of this document is advised that information contained hereon reflects the Company's findings at the time of its intervention only and within the limits of Client's instructions, if any. The Company's sole responsibility is to its Client and this document does not exonerate parties to a transaction from exercising all their rights and obligations under the transaction documents. This document cannot be reproduced except in full, without prior written approval of the Company. Any unauthorized alteration, forgery or falsification of the content or appearance of this document is unlawful and offenders may be prosecuted to the fullest extent of the law. Unless otherwise stated the results shown in this test report refer only to the sample(s) tested and such sample(s) are retained for 30 days only.

Attention: To check the authenticity of testing /inspection report & certificate, please contact us at telephone: (86-755) 8307 1443, or email: CN.Doccheck@sgs.com

6.2.2 Summary System Check Result(s)

Validation Kit		Measured SAR 250mW	Measured SAR 250mW	Measured SAR (normalized to 1W)	Measured SAR (normalized to 1W)	Target SAR (normalized to 1W) (±10%)	Target SAR (normalized to 1W) (±10%)	Liquid Temp. (°C)	Measured Date
		1g (W/kg)	10g (W/kg)	1g (W/kg)	10g (W/kg)	1-g(W/kg)	10-g(W/kg)		
D835V2	Head	2.56	1.67	10.24	6.68	9.64 (8.68~10.60)	6.29 (5.66~6.92)	22.0	2020/07/25
D835V2	Head	2.61	1.70	10.44	6.80	9.64 (8.68~10.60)	6.29 (5.66~6.92)	22.0	2020/08/02
D1900V2	Head	9.89	5.20	39.56	20.80	39.30 (35.37~43.23)	20.20 (17.28~22.22)	22.1	2020/08/02
D1900V2	Head	9.91	5.21	39.64	20.84	39.30 (35.37~43.23)	20.20 (17.28~22.22)	22.1	2020/08/03
D2450V2	Head	13.20	6.18	52.80	24.72	51.90 (46.71~57.09)	23.80 (21.42~26.18)	22.0	2020/08/15
D2600V2	Head	14.10	6.32	56.40	25.28	56.80 (51.12~62.48)	24.90 (22.41~27.39)	22.1	2020/08/04
D2600V2	Head	14.00	6.27	56.00	25.08	56.80 (51.12~62.48)	24.90 (22.41~27.39)	22.1	2020/08/06

Table 5: SAR System Check Result

6.2.3 Detailed System Check Results

Please see the Appendix A



Unless otherwise agreed in writing, this document is issued by the Company subject to its General Conditions of Service printed overleaf, available on request or accessible at <http://www.sgs.com/en/Terms-and-Conditions.aspx> and, for electronic format documents, subject to Terms and Conditions for Electronic Documents at <http://www.sgs.com/en/Terms-and-Conditions/Terms-e-Documents.aspx>. Attention is drawn to the limitation of liability, indemnification and jurisdiction issues defined therein. Any holder of this document is advised that information contained hereon reflects the Company's findings at the time of its intervention only and within the limits of Client's instructions, if any. The Company's sole responsibility is to its Client and this document does not exonerate parties to a transaction from exercising all their rights and obligations under the transaction documents. This document cannot be reproduced except in full, without prior written approval of the Company. Any unauthorized alteration, forgery or falsification of the content or appearance of this document is unlawful and offenders may be prosecuted to the fullest extent of the law. Unless otherwise stated the results shown in this test report refer only to the sample(s) tested and such sample(s) are retained for 30 days only.

Attention: To check the authenticity of testing /inspection report & certificate, please contact us at telephone: (86-755) 8307 1443, or email: CN.Doccheck@sgs.com
No.1 Workshop, M-10, Middle Section, Science & Technology Park, Shenzhen, China 518057 t (86-755) 26012053 f (86-755) 26710594 www.sgs.com.cn
中国·深圳·科技园中区M-10栋一号厂房 邮编: 518057 t (86-755) 26012053 f (86-755) 26710594 sgs.china@sgs.com

7 Test Configuration

7.1 3G SAR Test Reduction Procedure

According to KDB 941225D01, in the following procedures, the mode tested for SAR is referred to as the primary mode. The equivalent modes considered for SAR test reduction are denoted as secondary modes. Both primary and secondary modes must be in the same frequency band. When the maximum output power and tune-up tolerance specified for production units in a secondary mode is $\leq \frac{1}{4}$ dB higher than the primary mode or when the highest reported SAR of the primary mode is scaled by the ratio of specified maximum output power and tune-up tolerance of secondary to primary mode and the adjusted SAR is ≤ 1.2 W/kg, SAR measurement is not required for the secondary mode. This is referred to as the 3G SAR test reduction procedure in the following SAR test guidance, where the primary mode is identified in the applicable wireless mode test procedures and the secondary mode is wireless mode being considered for SAR test reduction by that procedure. When the 3G SAR test reduction procedure is not satisfied, it is identified as "otherwise" in the applicable procedures; SAR measurement is required for the secondary mode.

7.2 Operation Configurations

7.2.1 GSM Test Configuration

SAR tests for GSM 850 and GSM 1900, a communication link is set up with a base station by air link. Using CMW500 the power lever is set to "5" and "0" in SAR of GSM 850 and GSM 1900. The tests in the band of GSM 850 and GSM 1900 are performed in the mode of GPRS/EGPRS function. Since the GPRS class is 12 for this EUT, it has at most 4 timeslots in uplink and at most 4 timeslots in downlink, the maximum total timeslot is 5. The EGPRS class is 12 for this EUT, it has at most 4 timeslots in uplink, and at most 4 timeslots in downlink, the maximum total timeslot is 5.

SAR test reduction for GPRS and EDGE modes is determined by the source-based time-averaged output power specified for production units, including tune-up tolerance. The data mode with highest specified time-averaged output power should be tested for SAR compliance in the applicable exposure conditions. For modes with the same specified maximum output power and tolerance, the higher number time-slot configuration should be tested.

When SAR tests for EGPRS mode is necessary, GMSK modulation should be used to minimize SAR measurement error due to higher peak-to-average power (PAR) ratios inherent in 8-PSK.

The 3G SAR test reduction procedure is applied to 8-PSK EDGE with GMSK GPRS/EDGE as the primary mode



Unless otherwise agreed in writing, this document is issued by the Company subject to its General Conditions of Service printed overleaf, available on request or accessible at <http://www.sgs.com/en/Terms-and-Conditions.aspx> and, for electronic format documents, subject to Terms and Conditions for Electronic Documents at <http://www.sgs.com/en/Terms-and-Conditions/Terms-e-Documents.aspx>. Attention is drawn to the limitation of liability, indemnification and jurisdiction issues defined therein. Any holder of this document is advised that information contained hereon reflects the Company's findings at the time of its intervention only and within the limits of Client's instructions, if any. The Company's sole responsibility is to its Client and this document does not exonerate parties to a transaction from exercising all their rights and obligations under the transaction documents. This document cannot be reproduced except in full, without prior written approval of the Company. Any unauthorized alteration, forgery or falsification of the content or appearance of this document is unlawful and offenders may be prosecuted to the fullest extent of the law. Unless otherwise stated the results shown in this test report refer only to the sample(s) tested and such sample(s) are retained for 30 days only.

Attention: To check the authenticity of testing /inspection report & certificate, please contact us at telephone: (86-755) 8307 1443, or email: CN.Doccheck@sgs.com

7.2.2 WCDMA Test Configuration

1) . Output Power Verification

Maximum output power is verified on the high, middle and low channels according to procedures described in section 5.2 of 3GPP TS 34.121, using the appropriate RMC or AMR with TPC (transmit power control) set to all "1's" for WCDMA/HSDPA or by applying the required inner loop power control procedures to maintain maximum output power while HSUPA is active. Results for all applicable physical channel configurations (DPCCH, DPDCHn and spreading codes, HSDPA, HSPA) are required in the SAR report. All configurations that are not supported by the handset or cannot be measured due to technical or equipment limitations must be clearly identified.

2) . Head SAR

SAR for next to the ear head exposure is measured using a 12.2 kbps RMC with TPC bits configured to all "1's". The 3G SAR test reduction procedure is applied to AMR configurations with 12.2 kbps RMC as the primary mode. Otherwise, SAR is measured for 12.2 kbps AMR in 3.4 kbps SRB (signaling radio bearer) using the highest reported SAR configuration in 12.2 kbps RMC for head exposure

3) . Body SAR

SAR for body configurations is measured using a 12.2 kbps RMC with TPC bits configured to all "1's". The 3G SAR test reduction procedure is applied to other spreading codes and multiple DPDCHn configurations supported by the handset with 12.2 kbps RMC as the primary mode. Otherwise, SAR is measured using an applicable RMC configuration with the corresponding spreading code or DPDCHn, for the highest reported body-worn accessory exposure SAR configuration in 12.2 kbps RMC. When more than 2 DPDCHn are supported by the handset, it may be necessary to configure additional DPDCHn using FTM (Factory Test Mode) or other chipset based test approaches with parameters similar to those used in 384 kbps and 768 kbps RMC.

4) . HSDPA / HSUPA / DC-HSDPA

According to KDB 941225 D01v03, RMC 12.2kbps setting is used to evaluate SAR. If the maximum output power and tune-up tolerance specified for production units in HSDPA / HSUPA / DC-HSDPA is $\leq \frac{1}{4}$ dB higher than RMC 12.2Kbps or when the highest reported SAR of the RMC12.2Kbps is scaled by the ratio of specified maximum output power and tune-up tolerance of HSDPA / HSUPA / DC-HSDPA to RMC12.2Kbps and the adjusted SAR is ≤ 1.2 W/kg, SAR measurement is not required for HSDPA / HSUPA / DC-HSDPA

a) HSDPA

HSDPA is configured according to the applicable UE category of a test device. The number of HS-DSCH/HS-PDSCHs, HARQ processes, minimum inter-TTI interval, transport block sizes and RV coding sequence are defined by the H-set. To maintain a consistent test configuration and stable transmission conditions, QPSK is used in the H-set for SAR testing. HS-DPCCH should be configured with a CQI feedback cycle of 4 ms and a CQI repetition factor of 2 to maintain a constant rate of active CQI slots. DPCCH and DPDCH gain factors (β_c , β_d), and HS-DPCCH power offset parameters (Δ_{ACK} , Δ_{NACK} , Δ_{CQI}) are set according to values indicated in the following table. The CQI value is determined by the UE category, transport block size, number of HS-PDSCHs and modulation used in the H-set.



Unless otherwise agreed in writing, this document is issued by the Company subject to its General Conditions of Service printed overleaf, available on request or accessible at <http://www.sgs.com/en/Terms-and-Conditions.aspx> and, for electronic format documents, subject to Terms and Conditions for Electronic Documents at <http://www.sgs.com/en/Terms-and-Conditions/Terms-e-Documents.aspx>. Attention is drawn to the limitation of liability, indemnification and jurisdiction issues defined therein. Any holder of this document is advised that information contained hereon reflects the Company's findings at the time of its intervention only and within the limits of Client's instructions, if any. The Company's sole responsibility is to its Client and this document does not exonerate parties to a transaction from exercising all their rights and obligations under the transaction documents. This document cannot be reproduced except in full, without prior written approval of the Company. Any unauthorized alteration, forgery or falsification of the content or appearance of this document is unlawful and offenders may be prosecuted to the fullest extent of the law. Unless otherwise stated the results shown in this test report refer only to the sample(s) tested and such sample(s) are retained for 30 days only.

Attention: To check the authenticity of testing /inspection report & certificate, please contact us at telephone: (86-755) 8307 1443, or email: CN.Doccheck@sgs.com
No.1 Workshop, M-10, Middle Section, Science & Technology Park, Shenzhen, China 518057 t (86-755) 26012053 f (86-755) 26710594 www.sgs.com
中国·深圳·科技园中区M-10栋一号厂房 邮编: 518057 t (86-755) 26012053 f (86-755) 26710594 sgs.china@sgs.com

Sub-test	β_c	Bd	$\beta_d(\text{SF})$	β_c/β_d	β_{hs}	CM(dB)	MPR (dB)
1	2/15	15/15	64	2/15	4/15	0.0	0
2	12/15(3)	15/15(3)	64	12/15(3)	24/15	1.0	0
3	15/15	8/15	64	15/8	30/15	1.5	0.5
4	15/15	4/15	64	15/4	30/15	1.5	0.5

Note1: ΔACK , ΔNACK and $\Delta\text{CQI}=8$ Ahs = $\beta_{hs}/\beta_c=30/15$ $\beta_{hs}=30/15*\beta_c$
Note2: For the HS-DPCCH power mask requirement test in clause 5.2C, 5.7A, and the Error Vector Magnitude(EVM) with HS-DPCCH test in clause 5.13.1.A, and HSDPA EVM with phase discontinuity in clause 5.13.1AA, ΔACK and $\Delta\text{NACK}=8$ (Ahs=30/15) with $\beta_{hs}=30/15*\beta_c$, and $\Delta\text{CQI}=7$ (Ahs=24/15) with $\beta_{hs}=24/15*\beta_c$.
Note3: CM=1 for $\beta_c/\beta_d =12/15$, $\beta_{hs}/\beta_c=24/15$. For all other combinations of DPDCH, DPCCH and HS-DPCCH the MPR is based on the relative CM difference. This is applicable for only UEs that support HSDPA in release 6 and later releases.

The measurements were performed with a Fixed Reference Channel (FRC) and H-Set 1 QPSK.

Parameter	Value
Nominal average inf. bit rate	534 kbit/s
Inter-TTI Distance	3 TTI"s
Number of HARQ Processes	2 Processes
Information Bit Payload	3202 Bits
MAC-d PDU size	336 Bits
Number Code Blocks	1 Block
Binary Channel Bits Per TTI	4800 Bits
Total Available SMLs in UE	19200 SMLs
Number of SMLs per HARQ Process	9600 SMLs
Coding Rate	0.67
Number of Physical Channel Codes	5

Table 6: settings of required H-Set 1 QPSK acc. to 3GPP 34.121



Unless otherwise agreed in writing, this document is issued by the Company subject to its General Conditions of Service printed overleaf, available on request or accessible at <http://www.sgs.com/en/Terms-and-Conditions.aspx> and, for electronic format documents, subject to Terms and Conditions for Electronic Documents at <http://www.sgs.com/en/Terms-and-Conditions/Terms-e-Documents.aspx>. Attention is drawn to the limitation of liability, indemnification and jurisdiction issues defined therein. Any holder of this document is advised that information contained hereon reflects the Company's findings at the time of its intervention only and within the limits of Client's instructions, if any. The Company's sole responsibility is to its Client and this document does not exonerate parties to a transaction from exercising all their rights and obligations under the transaction documents. This document cannot be reproduced except in full, without prior written approval of the Company. Any unauthorized alteration, forgery or falsification of the content or appearance of this document is unlawful and offenders may be prosecuted to the fullest extent of the law. Unless otherwise stated the results shown in this test report refer only to the sample(s) tested and such sample(s) are retained for 30 days only.
Attention: To check the authenticity of testing /inspection report & certificate, please contact us at telephone: (86-755) 8307 1443, or email: CN.Doccheck@sgs.com

HS-DSCH Category	Maximum HS-DSCH Codes Received	Minimum Inter-TTI Interval	Maximum HS-DSCH Transport Block Bits/HS-DSCH TTI	Total Soft Channel Bits
1	5	3	7298	19200
2	5	3	7298	28800
3	5	2	7298	28800
4	5	2	7298	38400
5	5	1	7298	57600
6	5	1	7298	67200
7	10	1	14411	115200
8	10	1	14411	134400
9	15	1	25251	172800
10	15	1	27952	172800
11	5	2	3630	14400
12	5	1	3630	28800
13	15	1	34800	259200
14	15	1	42196	259200
15	15	1	23370	345600
16	15	1	27952	345600

Table 7: HSDPA UE category

b) HSUPA

Due to inner loop power control requirements in HSUPA, a commercial communication test set should be used for the output power and SAR tests. The 12.2 kbps RMC, FRC H-set 1 and E-DCH configurations for HSUPA should be configured according to the values indicated below as well as other applicable procedures described in the „WCDMA Handset“ and „Release 5 HSUPA Data Device“ sections of 3G device.



Unless otherwise agreed in writing, this document is issued by the Company subject to its General Conditions of Service printed overleaf, available on request or accessible at <http://www.sgs.com/en/Terms-and-Conditions.aspx> and, for electronic format documents, subject to Terms and Conditions for Electronic Documents at <http://www.sgs.com/en/Terms-and-Conditions/Terms-e-Documents.aspx>. Attention is drawn to the limitation of liability, indemnification and jurisdiction issues defined therein. Any holder of this document is advised that information contained hereon reflects the Company's findings at the time of its intervention only and within the limits of Client's instructions, if any. The Company's sole responsibility is to its Client and this document does not exonerate parties to a transaction from exercising all their rights and obligations under the transaction documents. This document cannot be reproduced except in full, without prior written approval of the Company. Any unauthorized alteration, forgery or falsification of the content or appearance of this document is unlawful and offenders may be prosecuted to the fullest extent of the law. Unless otherwise stated the results shown in this test report refer only to the sample(s) tested and such sample(s) are retained for 30 days only.

Sub-test ^⓪	$\beta_{\text{c}}^{\text{⓪}}$	$\beta_{\text{d}}^{\text{⓪}}$	β_{d} (SF) ^⓪	$\beta_{\text{c}}/\beta_{\text{d}}^{\text{⓪}}$	$\beta_{\text{hs}}^{\text{⓪}}$ (1) ^⓪	$\beta_{\text{ec}}^{\text{⓪}}$	$\beta_{\text{ed}}^{\text{⓪}}$	β_{c} ^⓪ (SF) ^⓪	$\beta_{\text{ed}}^{\text{⓪}}$ (code) ^⓪	CM ⁽²⁾ ^⓪ (dB) ^⓪	MP R ^⓪ (dB) ^⓪	AG ⁽⁴⁾ Inde ^x	E-TFC I ^⓪
1 ^⓪	11/15 ⁽³⁾ ^⓪	15/15 ⁽³⁾ ^⓪	64 ^⓪	11/15 ⁽³⁾ ^⓪	22/15 ^⓪	209/225 ^⓪	1039/225 ^⓪	4 ^⓪	1 ^⓪	1.0 ^⓪	0.0 ^⓪	20 ^⓪	75 ^⓪
2 ^⓪	6/15 ^⓪	15/15 ^⓪	64 ^⓪	6/15 ^⓪	12/15 ^⓪	12/15 ^⓪	94/75 ^⓪	4 ^⓪	1 ^⓪	3.0 ^⓪	2.0 ^⓪	12 ^⓪	67 ^⓪
3 ^⓪	15/15 ^⓪	9/15 ^⓪	64 ^⓪	15/9 ^⓪	30/15 ^⓪	30/15 ^⓪	$\beta_{\text{ed1}}:47/15^{\text{⓪}}$ $\beta_{\text{ed2}}:47/15^{\text{⓪}}$	4 ^⓪	2 ^⓪	2.0 ^⓪	1.0 ^⓪	15 ^⓪	92 ^⓪
4 ^⓪	2/15 ^⓪	15/15 ^⓪	64 ^⓪	2/15 ^⓪	4/15 ^⓪	2/15 ^⓪	56/75 ^⓪	4 ^⓪	1 ^⓪	3.0 ^⓪	2.0 ^⓪	17 ^⓪	71 ^⓪
5 ^⓪	15/15 ⁽⁴⁾ ^⓪	15/15 ⁽⁴⁾ ^⓪	64 ^⓪	15/15 ⁽⁴⁾ ^⓪	30/15 ^⓪	24/15 ^⓪	134/15 ^⓪	4 ^⓪	1 ^⓪	1.0 ^⓪	0.0 ^⓪	21 ^⓪	81 ^⓪

Note 1: ΔACK , ΔNACK and $\Delta \text{CQI} = 8$ $A_{\text{hs}} = \beta_{\text{hs}}/\beta_{\text{c}} = 30/15$ $\beta_{\text{hs}} = 30/15 * \beta_{\text{c}}$
 Note 2: CM = 1 for $\beta_{\text{c}}/\beta_{\text{d}} = 12/15$, $\beta_{\text{hs}}/\beta_{\text{c}} = 24/15$. For all other combinations of DPDCH, DPCCCH, HS-DPCCH, E-DPDCH and E-DPCCH the MPR is based on the relative CM difference^⓪
 Note 3 : For subtest 1 the $\beta_{\text{c}}/\beta_{\text{d}}$ ratio of 11/15 for the TFC during the measurement period (TF1, TF0) is achieved by setting the signalled gain factors for the reference TFC (TF1, TF1) to $\beta_{\text{c}} = 10/15$ and $\beta_{\text{d}} = 15/15^{\text{⓪}}$
 Note 4 : For subtest 5 the $\beta_{\text{c}}/\beta_{\text{d}}$ ratio of 15/15 for the TFC during the measurement period (TF1, TF0) is achieved by setting the signalled gain factors for the reference TFC (TF1, TF1) to $\beta_{\text{c}} = 14/15$ and $\beta_{\text{d}} = 15/15^{\text{⓪}}$
 Note 5 : Testing UE using E-DPDCH Physical Layer category 1 Sub-test 3 is not required according to TS 25.306 Table 5.1g^⓪
 Note 6: β_{ed} can not be set directly; it is set by Absolute Grant Value.^⓪

Table 8: Subtests for UMTS Release 6 HSUPA

UE Category	E-DCH Codes Transmitted	Number of HARQ Processes	of	E-DCH TTI(ms)	Minimum Spreading Factor	Maximum E-DCH Transport Block Bits	Max Rate (Mbps)
1	1	4		10	4	7110	0.7296
2	2	8		2	4	2798	1.4592
	2	4		10	4	14484	
3	2	4		10	4	14484	1.4592
4	2	8		2	2	5772	2.9185
	2	4		10	2	20000	2.00
5	2	4		10	2	20000	2.00
6 (No DPDCH)	4	8		10	2SF2&2SF	11484	5.76
	4	4		2	4	20000	2.00
7 (No DPDCH)	4	8		2	2SF2&2SF	22996	?
	4	4		10	4	20000	?

NOTE: When 4 codes are transmitted in parallel, two codes shall be transmitted with SF2 and two with SF4. UE categories 1 to 6 support QPSK only. UE category 7 supports QPSK and 16QAM. (TS25.306-7.3.0).

Table 9: HSUPA UE category



Unless otherwise agreed in writing, this document is issued by the Company subject to its General Conditions of Service printed overleaf, available on request or accessible at <http://www.sgs.com/en/Terms-and-Conditions.aspx> and, for electronic format documents, subject to Terms and Conditions for Electronic Documents at <http://www.sgs.com/en/Terms-and-Conditions/Terms-e-Documents.aspx>. Attention is drawn to the limitation of liability, indemnification and jurisdiction issues defined therein. Any holder of this document is advised that information contained hereon reflects the Company's findings at the time of its intervention only and within the limits of Client's instructions, if any. The Company's sole responsibility is to its Client and this document does not exonerate parties to a transaction from exercising all their rights and obligations under the transaction documents. This document cannot be reproduced except in full, without prior written approval of the Company. Any unauthorized alteration, forgery or falsification of the content or appearance of this document is unlawful and offenders may be prosecuted to the fullest extent of the law. Unless otherwise stated the results shown in this test report refer only to the sample(s) tested and such sample(s) are retained for 30 days only.

c) DC-HSDPA

SAR is required for Rel. 8 DC-HSDPA when SAR is required for Rel. 5 HSDPA; otherwise, the 3G SAR test reduction procedure is applied to DC-HSDPA with 12.2 kbps RMC as the primary mode. Power is measured for DC-HSDPA according to the H-Set 12, FRC configuration in Table C.8.1.12 of 3GPP TS 34.121-1 to determine SAR test reduction. A primary and a Second serving HS-DSCH Cell are required to perform the power measurement and for the results to be acceptable.

The following tests were completed according to procedures in section 7.3.13 of 3GPP TS 34.108 v9.5.0. A summary of these settings are illustrated below:

Downlink Physical Channels are set as per 3GPP TS34.121-1 v9.0.0 E.5.0

Table E.5.0: Levels for HSDPA connection setup

Parameter During Connection setup	Unit	Value
P-CPICH_Ec/Ior	dB	-10
P-CCPCH and SCH_Ec/Ior	dB	-12
PICH_Ec/Ior	dB	-15
HS-PDSCH	dB	off
HS-SCCH_1	dB	off
DPCH_Ec/Ior	dB	-5
OCNS_Ec/Ior	dB	-3.1

Call is set up as per 3GPP TS34.108 v9.5.0 sub clause 7.3.13.

The configurations of the fixed reference channels for HSDPA RF tests are described in 3GPP TS 34.121, annex C for FDD and 3GPP TS 34.122.

The measurements were performed with a Fixed Reference Channel (FRC) H-Set 12 with QPSK.

Parameter	Value
Nominal average inf. bit rate	60 kbit/s
Inter-TTI Distance	1 TTI's
Number of HARQ Processes	6 Processes
Information Bit Payload	120 Bits
Number Code Blocks	1 Block
Binary Channel Bits Per TTI	960 Bits
Total Available SMLs in UE	19200 SMLs
Number of SMLs per HARQ Process	3200 SMLs
Coding Rate	0.15
Number of Physical Channel Codes	1

Table 10: settings of required H-Set 12 QPSK acc. to 3GPP 34.121

Note:

1. The RMC is intended to be used for DC-HSDPA mode and both cells shall transmit with identical parameters as listed in the table above.
2. Maximum number of transmission is limited to 1, i.e., retransmission is not allowed. The redundancy and constellation version 0 shall be used.



Unless otherwise agreed in writing, this document is issued by the Company subject to its General Conditions of Service printed overleaf, available on request or accessible at <http://www.sgs.com/en/Terms-and-Conditions.aspx> and, for electronic format documents, subject to Terms and Conditions for Electronic Documents at <http://www.sgs.com/en/Terms-and-Conditions/Terms-e-Documents.aspx>. Attention is drawn to the limitation of liability, indemnification and jurisdiction issues defined therein. Any holder of this document is advised that information contained hereon reflects the Company's findings at the time of its intervention only and within the limits of Client's instructions, if any. The Company's sole responsibility is to its Client and this document does not exonerate parties to a transaction from exercising all their rights and obligations under the transaction documents. This document cannot be reproduced except in full, without prior written approval of the Company. Any unauthorized alteration, forgery or falsification of the content or appearance of this document is unlawful and offenders may be prosecuted to the fullest extent of the law. Unless otherwise stated the results shown in this test report refer only to the sample(s) tested and such sample(s) are retained for 30 days only.

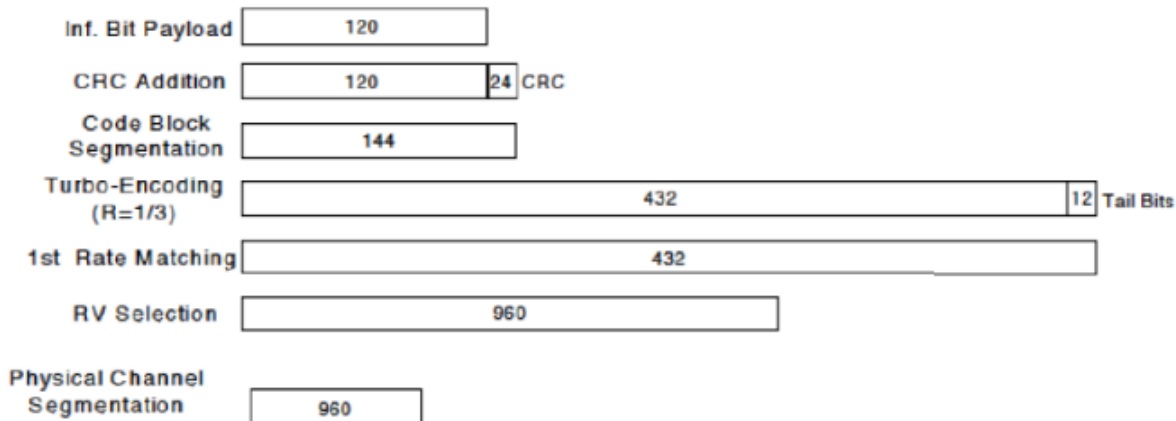


Figure C.8.19: Coding rate for Fixed reference Channel H-Set 12 (QPSK)

The following 4 Sub-tests for HSDPA were completed according to Release 5 procedures. A summary of subtest settings are illustrated below:

Sub-test ^o	β_c ^o	β_d ^o	$\beta_d \cdot (SF)$ ^o	β_c / β_d ^o	$\beta_{hs} (1)$ ^o	CM(dB)(2) ^o	MPR (dB) ^o
1 ^o	2/15 ^o	15/15 ^o	64 ^o	2/15 ^o	4/15 ^o	0.0 ^o	0 ^o
2 ^o	12/15(3) ^o	15/15(3) ^o	64 ^o	12/15(3) ^o	24/15 ^o	1.0 ^o	0 ^o
3 ^o	15/15 ^o	8/15 ^o	64 ^o	15/8 ^o	30/15 ^o	1.5 ^o	0.5 ^o
4 ^o	15/15 ^o	4/15 ^o	64 ^o	15/4 ^o	30/15 ^o	1.5 ^o	0.5 ^o

Note 1: ΔACK , $\Delta NACK$ and $\Delta CQI = 8$ $A_{hs} = \beta_{hs} / \beta_c = 30/15$ $\beta_{hs} = 30/15 * \beta_c$ ^o

Note 2: CM=1 for $\beta_c / \beta_d = 12/15$, $\beta_{hs} / \beta_c = 24/15$. For all other combinations of DPDCH, DPCCH and HS-DPCCH the MPR is based on the relative CM difference. This is applicable for only UEs that support HSDPA in release 6 and later releases.^o

Note 3: For subtest 2 the β_c / β_d ratio of 12/15 for the TFC during the measurement period (TF1, TF0) is achieved by setting the signalled gain factors for the reference TFC (TF1, TF1) to $\beta_c = 11/15$ and $\beta_d = 15/15$ ^o

Up commands are set continuously to set the UE to Max power.

Note:

1. The Dual Carriers transmission only applies to HSDPA physical channels
2. The Dual Carriers belong to the same Node and are on adjacent carriers.
3. The Dual Carriers do not support MIMO to serve UEs configured for dual cell operation
4. The Dual Carriers operate in the same frequency band.
5. The device doesn't support the modulation of 16QAM in uplink but 64QAM in downlink for DC-HSDPA mode.
6. The device doesn't support carrier aggregation for it just can operate in Release 8.



Unless otherwise agreed in writing, this document is issued by the Company subject to its General Conditions of Service printed overleaf, available on request or accessible at <http://www.sgs.com/en/Terms-and-Conditions.aspx> and, for electronic format documents, subject to Terms and Conditions for Electronic Documents at <http://www.sgs.com/en/Terms-and-Conditions/Terms-e-Documents.aspx>. Attention is drawn to the limitation of liability, indemnification and jurisdiction issues defined therein. Any holder of this document is advised that information contained hereon reflects the Company's findings at the time of its intervention only and within the limits of Client's instructions, if any. The Company's sole responsibility is to its Client and this document does not exonerate parties to a transaction from exercising all their rights and obligations under the transaction documents. This document cannot be reproduced except in full, without prior written approval of the Company. Any unauthorized alteration, forgery or falsification of the content or appearance of this document is unlawful and offenders may be prosecuted to the fullest extent of the law. Unless otherwise stated the results shown in this test report refer only to the sample(s) tested and such sample(s) are retained for 30 days only.

Attention: To check the authenticity of testing /inspection report & certificate, please contact us at telephone: (86-755) 8307 1443, or email: CN.Doccheck@sgs.com

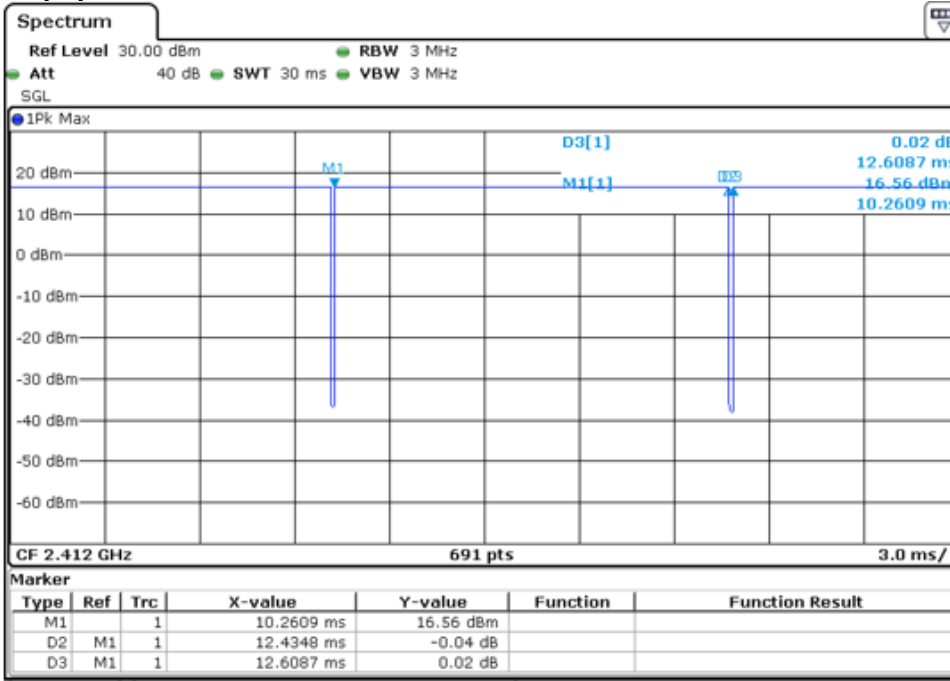
7.2.3 WiFi Test Configuration

A Wi-Fi device must be configured to transmit continuously at the required data rate, channel bandwidth and signal modulation, using the highest transmission duty factor supported by the test mode tools for SAR measurement.

7.2.3.1 Duty cycle

1) Wi-Fi 2.4GHz 802.11b:

Duty cycle=12.4348/12.6087=98.62%



Unless otherwise agreed in writing, this document is issued by the Company subject to its General Conditions of Service printed overleaf, available on request or accessible at <http://www.sgs.com/en/Terms-and-Conditions.aspx> and, for electronic format documents, subject to Terms and Conditions for Electronic Documents at <http://www.sgs.com/en/Terms-and-Conditions/Terms-e-Documents.aspx>. Attention is drawn to the limitation of liability, indemnification and jurisdiction issues defined therein. Any holder of this document is advised that information contained hereon reflects the Company's findings at the time of its intervention only and within the limits of Client's instructions, if any. The Company's sole responsibility is to its Client and this document does not exonerate parties to a transaction from exercising all their rights and obligations under the transaction documents. This document cannot be reproduced except in full, without prior written approval of the Company. Any unauthorized alteration, forgery or falsification of the content or appearance of this document is unlawful and offenders may be prosecuted to the fullest extent of the law. Unless otherwise stated the results shown in this test report refer only to the sample(s) tested and such sample(s) are retained for 30 days only.

Attention: To check the authenticity of testing /inspection report & certificate, please contact us at telephone: (86-755) 8307 1443, or email: CN.Doccheck@sgs.com
 No.1 Workshop, M-10, Middle Section, Science & Technology Park, Shenzhen, China 518057 t (86-755) 26012053 f (86-755) 26710594 www.sgs.com.cn
 中国·深圳·科技园中区M-10栋一号厂房 邮编: 518057 t (86-755) 26012053 f (86-755) 26710594 sgs.china@sgs.com

7.2.3.2 Initial Test Position SAR Test Reduction Procedure

DSSS and OFDM configurations are considered separately according to the required SAR procedures. SAR is measured in the initial test position using the 802.11 transmission mode configuration required by the DSSS procedure or initial test configuration and subsequent test configuration(s) according to the OFDM procedures. The initial test position procedure is described in the following:

- 1) . When the reported SAR of the initial test position is ≤ 0.4 W/kg, further SAR measurement is not required for the other (remaining) test positions in that exposure configuration and 802.11 transmission mode combinations within the frequency band or aggregated band. SAR is also not required for that exposure configuration in the subsequent test configuration(s).
- 2) . When the reported SAR of the initial test position is > 0.4 W/kg, SAR is repeated for the 802.11 transmission mode configuration tested in the initial test position using subsequent highest extrapolated or estimated 1-g SAR conditions determined by area scans or next closest/smallest test separation distance and maximum RF coupling test positions based on manufacturer justification, on the highest maximum output power channel, until the reported SAR is ≤ 0.8 W/kg or all required test positions (left, right, touch, tilt or subsequent surfaces and edges) are tested.
- 3) . For all positions/configurations tested using the initial test position and subsequent test positions, when the reported SAR is > 0.8 W/kg, SAR is measured for these test positions/configurations on the subsequent next highest measured output power channel(s) until the reported SAR is ≤ 1.2 W/kg or all required channels are tested. a) Additional power measurements may be required for this step, which should be limited to those necessary for identifying the subsequent highest output power channels.

7.2.3.3 Initial Test Configuration Procedures

An initial test configuration is determined for OFDM transmission modes according to the channel bandwidth, modulation and data rate combination(s) with the highest maximum output power specified for production units in each standalone and aggregated frequency band. SAR is measured using the highest measured maximum output power channel. For configurations with the same specified or measured maximum output power, additional transmission mode and test channel selection procedures are required. SAR test reduction for subsequent highest output test channels is determined according to *reported* SAR of the initial test configuration. For next to the ear, hotspot mode and UMC mini-tablet exposure configurations where multiple test positions are required, the initial test position procedure is applied to minimize the number of test positions required for SAR measurement using the initial test configuration transmission mode. For fixed exposure conditions that do not have multiple SAR test positions, SAR is measured in the transmission mode determined by the initial test configuration.

When the *reported* SAR of the initial test configuration is > 0.8 W/kg, SAR measurement is required for subsequent next highest measured output power channel(s) in the initial test configuration until *reported* SAR is ≤ 1.2 W/kg or all required channels are tested.

7.2.3.4 Subsequent Test Configuration Procedures

SAR measurement requirements for the remaining 802.11 transmission mode configurations that have not been tested in the initial test configuration are determined separately for each standalone and aggregated frequency band, in each exposure condition, according to the maximum output power specified for production units. The initial test position procedure is applied to next to the ear, UMPC mini-tablet and hotspot mode configurations. When the same maximum output power is specified for multiple transmission modes, additional power measurements may be required to determine if SAR measurements are required for subsequent highest output power channels in a subsequent test configuration. The subsequent test configuration and SAR measurement procedures are described in the following.

- 1) . When SAR test exclusion provisions of KDB Publication 447498 are applicable and SAR measurement is not required for the initial test configuration, SAR is also not required for the next highest maximum output power transmission mode subsequent test configuration(s) in that frequency band or aggregated band and exposure configuration.



Unless otherwise agreed in writing, this document is issued by the Company subject to its General Conditions of Service printed overleaf, available on request or accessible at <http://www.sgs.com/en/Terms-and-Conditions.aspx> and, for electronic format documents, subject to Terms and Conditions for Electronic Documents at <http://www.sgs.com/en/Terms-and-Conditions/Terms-e-Documents.aspx>. Attention is drawn to the limitation of liability, indemnification and jurisdiction issues defined therein. Any holder of this document is advised that information contained hereon reflects the Company's findings at the time of its intervention only and within the limits of Client's instructions, if any. The Company's sole responsibility is to its Client and this document does not exonerate parties to a transaction from exercising all their rights and obligations under the transaction documents. This document cannot be reproduced except in full, without prior written approval of the Company. Any unauthorized alteration, forgery or falsification of the content or appearance of this document is unlawful and offenders may be prosecuted to the fullest extent of the law. Unless otherwise stated the results shown in this test report refer only to the sample(s) tested and such sample(s) are retained for 30 days only.
Attention: To check the authenticity of testing/inspection report & certificate, please contact us at telephone: (86-755) 8307 1443, or email: CN.Doccheck@sgs.com

- 2) . When the highest *reported* SAR for the initial test configuration (when applicable, include subsequent highest output channels), according to the initial test position or fixed exposure position requirements, is adjusted by the ratio of the subsequent test configuration to initial test configuration specified maximum output power and the adjusted SAR is ≤ 1.2 W/kg, SAR is not required for that subsequent test configuration.
- 3) . The number of channels in the initial test configuration and subsequent test configuration can be different due to differences in channel bandwidth. When SAR measurement is required for a subsequent test configuration and the channel bandwidth is smaller than that in the initial test configuration, all channels in the subsequent test configuration that overlap with the larger bandwidth channel tested in the initial test configuration should be used to determine the highest maximum output power channel. This step requires additional power measurement to identify the highest maximum output power channel in the subsequent test configuration to determine SAR test reduction.
 - a) SAR should first be measured for the channel with highest measured output power in the subsequent test configuration.
 - b) SAR for subsequent highest measured maximum output power channels in the subsequent test configuration is required only when the *reported* SAR of the preceding higher maximum output power channel(s) in the subsequent test configuration is > 1.2 W/kg or until all required channels are tested. i) For channels with the same measured maximum output power, SAR should be measured using the channel closest to the center frequency of the larger channel bandwidth channel in the initial test configuration.
- 4) . SAR measurements for the remaining highest specified maximum output power OFDM transmission mode configurations that have not been tested in the initial test configuration (highest maximum output) or subsequent test configuration(s) (subsequent next highest maximum output power) is determined by recursively applying the subsequent test configuration procedures in this section to the remaining configurations according to the following:
 - a) replace “subsequent test configuration” with “next subsequent test configuration” (i.e., subsequent next highest specified maximum output power configuration)
 - b) replace “initial test configuration” with “all tested higher output power configurations”



Unless otherwise agreed in writing, this document is issued by the Company subject to its General Conditions of Service printed overleaf, available on request or accessible at <http://www.sgs.com/en/Terms-and-Conditions.aspx> and, for electronic format documents, subject to Terms and Conditions for Electronic Documents at <http://www.sgs.com/en/Terms-and-Conditions/Terms-e-Documents.aspx>. Attention is drawn to the limitation of liability, indemnification and jurisdiction issues defined therein. Any holder of this document is advised that information contained hereon reflects the Company's findings at the time of its intervention only and within the limits of Client's instructions, if any. The Company's sole responsibility is to its Client and this document does not exonerate parties to a transaction from exercising all their rights and obligations under the transaction documents. This document cannot be reproduced except in full, without prior written approval of the Company. Any unauthorized alteration, forgery or falsification of the content or appearance of this document is unlawful and offenders may be prosecuted to the fullest extent of the law. Unless otherwise stated the results shown in this test report refer only to the sample(s) tested and such sample(s) are retained for 30 days only.

Attention: To check the authenticity of testing /inspection report & certificate, please contact us at telephone: (86-755) 8307 1443, or email: CN.Doccheck@sgs.com
 No.1 Workshop, M-10, Middle Section, Science & Technology Park, Shenzhen, China 518057 t (86-755) 26012053 f (86-755) 26710594 www.sgs.com.cn
 中国·深圳·科技园中区M-10栋一号厂房 邮编: 518057 t (86-755) 26012053 f (86-755) 26710594 sgs.china@sgs.com

7.2.3.5 2.4 GHz WiFi SAR Procedures

Separate SAR procedures are applied to DSSS and OFDM configurations in the 2.4 GHz band to simplify DSSS test requirements. For 802.11b DSSS SAR measurements, DSSS SAR procedure applies to fixed exposure test position and initial test position procedure applies to multiple exposure test positions. When SAR measurement is required for an OFDM configuration, the initial test configuration, subsequent test configuration and initial test position procedures are applied. The SAR test exclusion requirements for 802.11g/n OFDM configurations are described in following.

- **802.11b DSSS SAR Test Requirements**

SAR is measured for 2.4 GHz 802.11b DSSS using either a fixed test position or, when applicable, the initial test position procedure. SAR test reduction is determined according to the following:

- 1) . When the reported SAR of the highest measured maximum output power channel for the exposure configuration is ≤ 0.8 W/kg, no further SAR testing is required for 802.11b DSSS in that exposure configuration.
- 2) . When the reported SAR is > 0.8 W/kg, SAR is required for that exposure configuration using the next highest measured output power channel. When any reported SAR is > 1.2 W/kg, SAR is required for the third channel; i.e., all channels require testing.

- **2.4 GHz 802.11g/n OFDM SAR Test Exclusion Requirements**

When SAR measurement is required for 2.4 GHz 802.11g/n OFDM configurations, the measurement and test reduction procedures for OFDM are applied (section 5.3, including sub-sections). SAR is not required for the following 2.4 GHz OFDM conditions.

- 1) . When KDB Publication 447498 SAR test exclusion applies to the OFDM configuration.
- 2) . When the highest reported SAR for DSSS is adjusted by the ratio of OFDM to DSSS specified maximum output power and the adjusted SAR is ≤ 1.2 W/kg.

- **SAR Test Requirements for OFDM configurations**

When SAR measurement is required for 802.11 g/n OFDM configurations, each standalone and frequency aggregated band is considered separately for SAR test reduction. In applying the initial test configuration and subsequent test configuration procedures, the 802.11 transmission configuration with the highest specified maximum output power and the channel within a test configuration with the highest measured maximum output power should be clearly distinguished to apply the procedures.



Unless otherwise agreed in writing, this document is issued by the Company subject to its General Conditions of Service printed overleaf, available on request or accessible at <http://www.sgs.com/en/Terms-and-Conditions.aspx> and, for electronic format documents, subject to Terms and Conditions for Electronic Documents at <http://www.sgs.com/en/Terms-and-Conditions/Terms-e-Documents.aspx>. Attention is drawn to the limitation of liability, indemnification and jurisdiction issues defined therein. Any holder of this document is advised that information contained hereon reflects the Company's findings at the time of its intervention only and within the limits of Client's instructions, if any. The Company's sole responsibility is to its Client and this document does not exonerate parties to a transaction from exercising all their rights and obligations under the transaction documents. This document cannot be reproduced except in full, without prior written approval of the Company. Any unauthorized alteration, forgery or falsification of the content or appearance of this document is unlawful and offenders may be prosecuted to the fullest extent of the law. Unless otherwise stated the results shown in this test report refer only to the sample(s) tested and such sample(s) are retained for 30 days only.
Attention: To check the authenticity of testing /inspection report & certificate, please contact us at telephone: (86-755) 8307 1443, or email: CN.Doccheck@sgs.com

7.2.4 LTE Test Configuration

LTE modes were tested according to FCC KDB 941225 D05 publication. Please see notes after the tabulated SAR data for required test configurations. Establishing connections with base station simulators ensure a consistent means for testing SAR and are recommended for evaluating SAR [4]. The Anritsu MT8821C was used for LTE output power measurements and SAR testing. Max power control was used so the UE transmits with maximum output power during SAR testing. SAR must be measured with the maximum TTI (transmit time interval) supported by the device in each LTE configuration.

TDD LTE test consideration

For Time-Division Duplex (TDD) systems, SAR must be tested using a fixed periodic duty factor according to the highest transmission duty factor implemented for the device and supported by the defined 3GPP LTE TDD configurations.

SAR was tested with the highest transmission duty factor (63.33%) using Uplink-downlink configuration 0 and Special subframe configuration 7.

LTE TDD Band support 3GPP TS 36.211 section 4.2 for Type 2 Frame Structure and Table 4.2-2 for uplink-downlink configurations and Table 4.2-1 for Special subframe configurations.

Frame structure type 2:

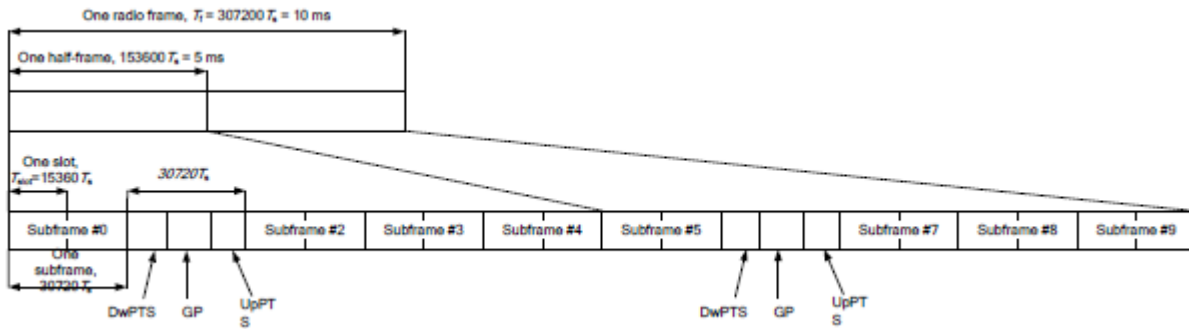


Table 4.2-1: Configuration of special subframe (lengths of DwPTS/GP/UpPTS).

Special subframe configuration	Normal cyclic prefix in downlink			Extended cyclic prefix in downlink		
	DwPTS	UpPTS		DwPTS	UpPTS	
		Normal cyclic prefix in uplink	Extended cyclic prefix in uplink		Normal cyclic prefix in uplink	Extended cyclic prefix in uplink
0	6592.Ts	2192.Ts	2560.Ts	7680.Ts	2192.Ts	2560.Ts
1	19760.Ts			20480.Ts		
2	21952.Ts			23040.Ts		
3	24144.Ts			25600.Ts		
4	26336.Ts	4384.Ts	5120.Ts	7680.Ts	4384.Ts	5120.Ts
5	6592.Ts			20480.Ts		
6	19760.Ts			23040.Ts		
7	21952.Ts			25600.Ts		
8	24144.Ts	-	-	-	-	-
9	13168.Ts	-	-	-	-	-



Unless otherwise agreed in writing, this document is issued by the Company subject to its General Conditions of Service printed overleaf, available on request or accessible at <http://www.sgs.com/en/Terms-and-Conditions.aspx> and, for electronic format documents, subject to Terms and Conditions for Electronic Documents at <http://www.sgs.com/en/Terms-and-Conditions/Terms-e-Documents.aspx>. Attention is drawn to the limitation of liability, indemnification and jurisdiction issues defined therein. Any holder of this document is advised that information contained hereon reflects the Company's findings at the time of its intervention only and within the limits of Client's instructions, if any. The Company's sole responsibility is to its Client and this document does not exonerate parties to a transaction from exercising all their rights and obligations under the transaction documents. This document cannot be reproduced except in full, without prior written approval of the Company. Any unauthorized alteration, forgery or falsification of the content or appearance of this document is unlawful and offenders may be prosecuted to the fullest extent of the law. Unless otherwise stated the results shown in this test report refer only to the sample(s) tested and such sample(s) are retained for 30 days only.

Table 4.2-2: Uplink-downlink configurations.

Uplink-downlink configuration	Downlink-to-Uplink Switch-point periodicity	Subframe number									
		0	1	2	3	4	5	6	7	8	9
0	5 ms	D	S	U	U	U	D	S	U	U	U
1	5 ms	D	S	U	U	D	D	S	U	U	D
2	5 ms	D	S	U	D	D	D	S	U	D	D
3	10 ms	D	S	U	U	U	D	D	D	D	D
4	10 ms	D	S	U	U	D	D	D	D	D	D
5	10 ms	D	S	U	D	D	D	D	D	D	D
6	5 ms	D	S	U	U	U	D	S	U	U	D

Calculated Duty Cycle=[Extended cyclic prefix in uplink x (Ts) x # of S + # of U]/10ms

Uplink-Downlink Configuration	Downlink-to-Uplink Switch-point Periodicity	Subframe Number										Calculated Duty Cycle (%)
		0	1	2	3	4	5	6	7	8	9	
0	5 ms	D	S	U	U	U	D	S	U	U	U	63.33
1	5 ms	D	S	U	U	D	D	S	U	U	D	43.33
2	5 ms	D	S	U	D	D	D	S	U	D	D	23.33
3	10 ms	D	S	U	U	U	D	D	D	D	D	31.67
4	10 ms	D	S	U	U	D	D	D	D	D	D	21.67
5	10 ms	D	S	U	D	D	D	D	D	D	D	11.67
6	5 ms	D	S	U	U	U	D	S	U	U	D	53.33

A) Spectrum Plots for RB Configurations

A properly configured base station simulator was used for SAR tests and power measurements. Therefore, spectrum plots for RB configurations were not required to be included in this report.

B) MPR

MPR is permanently implemented for this device by the manufacturer. The specific manufacturer target MPR is indicated alongside the SAR results. MPR is enabled for this device, according to 3GPP TS36.101 Section 6.2.3 – 6.2.5 under Table 6.2.3-1.

Modulation	Channel bandwidth / Transmission bandwidth (N _{RB})						MPR (dB)
	1.4 MHz	3.0 MHz	5 MHz	10 MHz	15 MHz	20 MHz	
QPSK	> 5	> 4	> 8	> 12	> 16	> 18	≤ 1
16 QAM	≤ 5	≤ 4	≤ 8	≤ 12	≤ 16	≤ 18	≤ 1
16 QAM	> 5	> 4	> 8	> 12	> 16	> 18	≤ 2
64 QAM	≤ 5	≤ 4	≤ 8	≤ 12	≤ 16	≤ 18	≤ 2
64 QAM	> 5	> 4	> 8	> 12	> 16	> 18	≤ 3

C) A-MPR

A-MPR (Additional MPR) has been disabled for all SAR tests by setting NS=01 on the base station simulator.

D) Largest channel bandwidth standalone SAR test requirements

1) QPSK with 1 RB allocation

Start with the largest channel bandwidth and measure SAR for QPSK with 1 RB allocation, using the RB offset and required test channel combination with the highest maximum output power for RB offsets at the upper edge, middle and lower edge of each required test channel. When the reported SAR is ≤ 0.8 W/kg, testing of the remaining RB offset configurations and required test channels is not required for 1 RB allocation; otherwise, SAR is required for the remaining required test channels and only for the RB offset configuration with the highest output power for that channel. When the reported SAR of a required test channel is > 1.45 W/kg, SAR is required for all three RB offset configurations for that required test channel.



Unless otherwise agreed in writing, this document is issued by the Company subject to its General Conditions of Service printed overleaf, available on request or accessible at <http://www.sgs.com/en/Terms-and-Conditions.aspx> and, for electronic format documents, subject to Terms and Conditions for Electronic Documents at <http://www.sgs.com/en/Terms-and-Conditions/Terms-e-Documents.aspx>. Attention is drawn to the limitation of liability, indemnification and jurisdiction issues defined therein. Any holder of this document is advised that information contained hereon reflects the Company's findings at the time of its intervention only and within the limits of Client's instructions, if any. The Company's sole responsibility is to its Client and this document does not exonerate parties to a transaction from exercising all their rights and obligations under the transaction documents. This document cannot be reproduced except in full, without prior written approval of the Company. Any unauthorized alteration, forgery or falsification of the content or appearance of this document is unlawful and offenders may be prosecuted to the fullest extent of the law. Unless otherwise stated the results shown in this test report refer only to the sample(s) tested and such sample(s) are retained for 30 days only.

2) QPSK with 50% RB allocation

The procedures required for 1 RB allocation in 1) are applied to measure the SAR for QPSK with 50% RB allocation.

3) QPSK with 100% RB allocation

For QPSK with 100% RB allocation, SAR is not required when the highest maximum output power for 100 % RB allocation is less than the highest maximum output power in 50% and 1 RB allocations and the highest reported SAR for 1 RB and 50% RB allocation in 1) and 2) are ≤ 0.8 W/kg. Otherwise, SAR is measured for the highest output power channel and if the reported SAR is > 1.45 W/kg, the remaining required test channels must also be tested.

4) Higher order modulations

For each modulation besides QPSK; e.g., 16-QAM, 64-QAM, apply the QPSK procedures in above sections to determine the QAM configurations that may need SAR measurement. For each configuration identified as required for testing, SAR is required only when the highest maximum output power for the configuration in the higher order modulation is $> \frac{1}{2}$ dB higher than the same configuration in QPSK or when the reported SAR for the QPSK configuration is > 1.45 W/kg.

E) Other channel bandwidth standalone SAR test requirements

For the other channel bandwidths used by the device in a frequency band, apply all the procedures required for the largest channel bandwidth in section A) to determine the channels and RB configurations that need SAR testing and only measure SAR when the highest maximum output power of a configuration requiring testing in the smaller channel bandwidth is $> \frac{1}{2}$ dB higher than the equivalent channel configurations in the largest channel bandwidth configuration or the reported SAR of a configuration for the largest channel bandwidth is > 1.45 W/kg.



Unless otherwise agreed in writing, this document is issued by the Company subject to its General Conditions of Service printed overleaf, available on request or accessible at <http://www.sgs.com/en/Terms-and-Conditions.aspx> and, for electronic format documents, subject to Terms and Conditions for Electronic Documents at <http://www.sgs.com/en/Terms-and-Conditions/Terms-e-Documents.aspx>. Attention is drawn to the limitation of liability, indemnification and jurisdiction issues defined therein. Any holder of this document is advised that information contained hereon reflects the Company's findings at the time of its intervention only and within the limits of Client's instructions, if any. The Company's sole responsibility is to its Client and this document does not exonerate parties to a transaction from exercising all their rights and obligations under the transaction documents. This document cannot be reproduced except in full, without prior written approval of the Company. Any unauthorized alteration, forgery or falsification of the content or appearance of this document is unlawful and offenders may be prosecuted to the fullest extent of the law. Unless otherwise stated the results shown in this test report refer only to the sample(s) tested and such sample(s) are retained for 30 days only.

Attention: To check the authenticity of testing /inspection report & certificate, please contact us at telephone: (86-755) 8307 1443, or email: CN.Doccheck@sgs.com

8 Test Result

8.1 Measurement of RF conducted Power

8.1.1 Conducted Power of Main Antenna

8.1.1.1 Conducted Power of GSM

GSM 850 Receiver On/Receiver Off										
Burst Output Power(dBm)					Tune up	Division Factors	Frame-Average Output Power(dBm)			Tune up
Channel		128	190	251			128	190	251	
GSM(GMSK)	GSM	32.98	33.03	32.99	33.50	-9.19	23.79	23.84	23.80	24.31
GPRS/EGPRS (GMSK)	1 TX Slot	33.01	33.15	33.14	33.50	-9.19	23.82	23.96	23.95	24.31
	2 TX Slots	30.87	30.89	31.30	32.50	-6.18	24.59	24.71	25.12	26.32
	3 TX Slots	28.66	28.74	28.77	30.50	-4.42	24.24	24.32	24.35	26.08
	4 TX Slots	26.00	26.67	26.70	27.50	-3.17	22.83	23.50	23.53	24.33
EGPRS(8PSK)	1 TX Slot	26.69	26.74	26.67	27.50	-9.19	17.50	17.55	17.48	18.31
	2 TX Slots	25.65	25.78	25.71	26.50	-6.18	19.47	19.60	19.53	20.32
	3 TX Slots	23.11	23.21	23.15	24.50	-4.42	18.69	18.79	18.73	20.08
	4 TX Slots	22.89	22.91	22.87	23.50	-3.17	19.72	19.74	19.70	20.33
GSM 850 Hotspot on										
Burst Output Power(dBm)					Tune up	Division Factors	Frame-Average Output Power(dBm)			Tune up
Channel		128	190	251			128	190	251	
GSM(GMSK)	GSM	32.55	32.61	32.67	33.00	-9.19	23.36	23.42	23.48	23.81
GPRS/EGPRS (GMSK)	1 TX Slot	32.60	32.71	32.73	33.00	-9.19	23.41	23.52	23.54	23.81
	2 TX Slots	31.03	31.10	31.08	32.00	-6.18	24.85	24.92	24.90	25.82
	3 TX Slots	28.37	28.44	28.59	30.00	-4.42	23.95	24.02	24.17	25.58
	4 TX Slots	26.21	26.28	26.43	27.00	-3.17	23.04	23.11	23.26	23.83
EGPRS(8PSK)	1 TX Slot	26.15	26.17	26.33	27.00	-9.19	16.96	16.98	17.14	17.81
	2 TX Slots	24.25	24.11	24.06	26.00	-6.18	18.07	17.93	17.88	19.82
	3 TX Slots	22.15	22.46	22.59	24.00	-4.42	17.73	18.04	18.17	19.58
	4 TX Slots	21.05	21.18	21.14	23.00	-3.17	17.88	18.01	17.97	19.83
GSM 1900 Receiver on										
Burst Output Power(dBm)					Tune up	Division Factors	Frame-Average Output Power(dBm)			Tune up
Channel		512	661	810			512	661	810	
GSM(GMSK)	GSM	30.12	30.11	30.08	30.50	-9.19	20.93	20.92	20.89	21.31
GPRS/EGPRS (GMSK)	1 TX Slot	30.05	30.06	30.03	30.50	-9.19	20.86	20.87	20.84	21.31
	2 TX Slots	29.44	29.54	29.51	30.00	-6.18	23.26	23.36	23.33	23.82
	3 TX Slots	27.69	27.63	27.71	28.50	-4.42	23.27	23.21	23.29	24.08
	4 TX Slots	26.85	26.90	26.75	27.50	-3.17	23.68	23.73	23.58	24.33
EGPRS(8PSK)	1 TX Slot	25.77	25.74	25.72	26.00	-9.19	16.58	16.55	16.53	16.81
	2 TX Slots	24.59	24.56	24.60	25.50	-6.18	18.41	18.38	18.42	19.32
	3 TX Slots	22.89	22.92	22.97	23.50	-4.42	18.47	18.50	18.55	19.08
	4 TX Slots	20.66	21.23	20.69	22.50	-3.17	17.49	18.06	17.52	19.33



Unless otherwise agreed in writing, this document is issued by the Company subject to its General Conditions of Service printed overleaf, available on request or accessible at <http://www.sgs.com/en/Terms-and-Conditions.aspx> and, for electronic format documents, subject to Terms and Conditions for Electronic Documents at <http://www.sgs.com/en/Terms-and-Conditions/Terms-e-Documents.aspx>. Attention is drawn to the limitation of liability, indemnification and jurisdiction issues defined therein. Any holder of this document is advised that information contained hereon reflects the Company's findings at the time of its intervention only and within the limits of Client's instructions, if any. The Company's sole responsibility is to its Client and this document does not exonerate parties to a transaction from exercising all their rights and obligations under the transaction documents. This document cannot be reproduced except in full, without prior written approval of the Company. Any unauthorized alteration, forgery or falsification of the content or appearance of this document is unlawful and offenders may be prosecuted to the fullest extent of the law. Unless otherwise stated the results shown in this test report refer only to the sample(s) tested and such sample(s) are retained for 30 days only.

To check the authenticity of testing/inspection report & certificate, please contact us at telephone: (86-755) 8307 1443, or email: CN.Doccheck@sgs.com
No.1 Workshop, M-10, Middle Section, Science & Technology Park, Shenzhen, China 518057 t (86-755) 26012053 f (86-755) 26710594 www.sgs.com.cn
Shenzhen Branch 深圳分公司实验室 中国·深圳·科技园中区M-10栋一号厂房 邮编: 518057 t (86-755) 26012053 f (86-755) 26710594 sgs.china@sgs.com

GSM 1900 Receiver off										
Burst Output Power(dBm)					Tune up	Division Factors	Frame-Average Output Power(dBm)			Tune up
Channel		512	661	810			512	661	810	
GSM(GMSK)	GSM	29.04	29.13	29.31	29.50	-9.19	19.85	19.94	20.12	20.31
GPRS/EGPRS (GMSK)	1 TX Slot	29.15	29.23	29.11	29.50	-9.19	19.96	20.04	19.92	20.31
	2 TX Slots	28.46	28.45	28.60	29.00	-6.18	22.28	22.27	22.42	22.82
	3 TX Slots	26.85	26.95	27.18	27.50	-4.42	22.43	22.53	22.76	23.08
	4 TX Slots	25.63	25.28	25.23	26.50	-3.17	22.46	22.11	21.76	23.33
EGPRS(8PSK)	1 TX Slot	24.86	24.82	24.89	25.00	-9.19	15.67	15.63	15.70	15.81
	2 TX Slots	24.18	24.20	24.35	24.50	-6.18	18.00	18.02	18.17	18.32
	3 TX Slots	21.92	22.05	22.13	22.50	-4.42	17.50	17.63	17.71	18.08
	4 TX Slots	20.69	20.75	20.86	21.50	-3.17	17.52	17.58	17.69	18.33
GSM 1900 Hotspot on										
Burst Output Power(dBm)					Tune up	Division Factors	Frame-Average Output Power(dBm)			Tune up
Channel		512	661	810			512	661	810	
GSM(GMSK)	GSM	27.25	27.21	27.14	27.50	-9.19	18.06	18.02	17.95	18.31
GPRS/EGPRS (GMSK)	1 TX Slot	27.24	27.23	27.12	27.50	-9.19	18.05	18.04	17.93	18.31
	2 TX Slots	26.65	26.70	26.86	27.00	-6.18	20.47	20.52	20.68	20.82
	3 TX Slots	25.07	25.19	25.37	25.50	-4.42	20.65	20.77	20.95	21.08
	4 TX Slots	23.87	23.82	23.95	24.50	-3.17	20.70	20.65	20.78	21.33
EGPRS(8PSK)	1 TX Slot	22.92	22.89	22.85	23.00	-9.19	13.73	13.70	13.66	13.81
	2 TX Slots	22.16	22.15	22.25	22.50	-6.18	15.98	15.97	16.07	16.32
	3 TX Slots	19.94	19.98	20.19	20.50	-4.42	15.52	15.56	15.77	16.08
	4 TX Slots	18.68	18.75	18.79	19.50	-3.17	15.51	15.58	15.62	16.33

Table 11: Conducted Power of GSM

Note:

1) . CMW500 measures GSM peak and average output power for active timeslots. For SAR the time based average power is relevant. The difference in between depends on the duty cycle of the TDMA signal:

No. of timeslots	1	2	3	4
Duty Cycle	1:8.3	1:4.15	1:2.77	1:2.075
Time based avg. power compared to slotted avg. power	-9.19	-6.18	-4.42	-3.17

2) . The frame-averaged power is linearly proportion to the slot number configured and it is linearly scaled the maximum burst-averaged power based on time slots. The calculated method is shown as below:

$$\text{Frame-averaged power} = 10 \times \log (\text{Burst-averaged power mW} \times \text{Slot used} / 8)$$

3) . When the maximum output power variation across the required test channels is > ½ dB, instead of the middle channel, the highest output power channel must be used

4) . When multiple slots can be used, SAR should be tested to account for the maximum source-based time-averaged output power.



Unless otherwise agreed in writing, this document is issued by the Company subject to its General Conditions of Service printed overleaf, available on request or accessible at <http://www.sgs.com/en/Terms-and-Conditions.aspx> and, for electronic format documents, subject to Terms and Conditions for Electronic Documents at <http://www.sgs.com/en/Terms-and-Conditions/Terms-e-Documents.aspx>. Attention is drawn to the limitation of liability, indemnification and jurisdiction issues defined therein. Any holder of this document is advised that information contained hereon reflects the Company's findings at the time of its intervention only and within the limits of Client's instructions, if any. The Company's sole responsibility is to its Client and this document does not exonerate parties to a transaction from exercising all their rights and obligations under the transaction documents. This document cannot be reproduced except in full, without prior written approval of the Company. Any unauthorized alteration, forgery or falsification of the content or appearance of this document is unlawful and offenders may be prosecuted to the fullest extent of the law. Unless otherwise stated the results shown in this test report refer only to the sample(s) tested and such sample(s) are retained for 30 days only.

8.1.1.2 Conducted Power of WCDMA

WCDMA Band II Receiver on					
Average Conducted Power(dBm)					
Channel		9262	9400	9538	Tune up
WCDMA	12.2kbps RMC	23.28	23.26	23.16	24.00
	12.2kbps AMR	23.21	23.19	23.11	24.00
HSDPA	Subtest 1	21.64	21.52	21.42	22.50
	Subtest 2	21.55	21.34	21.39	22.50
	Subtest 3	20.39	20.30	20.21	21.50
	Subtest 4	20.51	20.46	20.38	21.50
HSUPA	Subtest 1	19.21	19.10	19.02	20.50
	Subtest 2	19.21	19.08	19.28	20.50
	Subtest 3	19.33	19.36	19.20	20.50
	Subtest 4	19.34	19.39	19.12	20.50
	Subtest 5	20.73	20.75	20.73	22.00
DC-HSDPA	Subtest 1	21.60	21.50	21.35	22.50
	Subtest 2	21.51	21.28	21.34	22.50
	Subtest 3	20.34	20.28	20.17	21.50
	Subtest 4	20.43	20.38	20.33	21.50
WCDMA Band II Receiver off					
Average Conducted Power(dBm)					
Channel		9262	9400	9538	Tune up
WCDMA	12.2kbps RMC	18.49	18.54	18.52	19.50
	12.2kbps AMR	18.47	18.51	18.49	19.50
HSDPA	Subtest 1	17.13	16.92	16.98	18.00
	Subtest 2	16.98	16.90	16.96	18.00
	Subtest 3	15.97	15.70	15.66	17.00
	Subtest 4	15.94	15.90	15.78	17.00
HSUPA	Subtest 1	14.60	14.66	14.61	16.00
	Subtest 2	14.82	14.64	14.70	16.00
	Subtest 3	14.92	14.97	14.78	16.00
	Subtest 4	14.89	14.81	14.71	16.00
	Subtest 5	16.33	16.19	16.30	17.50
DC-HSDPA	Subtest 1	17.11	16.90	16.95	18.00
	Subtest 2	16.95	16.83	16.93	18.00
	Subtest 3	15.95	15.68	15.61	17.00
	Subtest 4	15.89	15.82	15.71	17.00



Unless otherwise agreed in writing, this document is issued by the Company subject to its General Conditions of Service printed overleaf, available on request or accessible at <http://www.sgs.com/en/Terms-and-Conditions.aspx> and, for electronic format documents, subject to Terms and Conditions for Electronic Documents at <http://www.sgs.com/en/Terms-and-Conditions/Terms-e-Documents.aspx>. Attention is drawn to the limitation of liability, indemnification and jurisdiction issues defined therein. Any holder of this document is advised that information contained hereon reflects the Company's findings at the time of its intervention only and within the limits of Client's instructions, if any. The Company's sole responsibility is to its Client and this document does not exonerate parties to a transaction from exercising all their rights and obligations under the transaction documents. This document cannot be reproduced except in full, without prior written approval of the Company. Any unauthorized alteration, forgery or falsification of the content or appearance of this document is unlawful and offenders may be prosecuted to the fullest extent of the law. Unless otherwise stated the results shown in this test report refer only to the sample(s) tested and such sample(s) are retained for 30 days only.

Attention: To check the authenticity of testing /inspection report & certificate, please contact us at telephone: (86-755) 8307 1443, or email: CN.Doccheck@sgs.com
No.1 Workshop, M-10, Middle Section, Science & Technology Park, Shenzhen, China 518057 t (86-755) 26012053 f (86-755) 26710594 www.sgsgroup.com.cn
中国·深圳·科技园中区M-10栋一号厂房 邮编: 518057 f (86-755) 26012053 f (86-755) 26710594 sgs.china@sgs.com

WCDMA Band II Hotspot on					
Average Conducted Power(dBm)					
Channel		9262	9400	9538	Tune up
WCDMA	12.2kbps RMC	17.71	17.79	17.65	18.50
	12.2kbps AMR	17.70	17.74	17.61	18.50
HSDPA	Subtest 1	16.22	16.02	16.08	17.00
	Subtest 2	16.19	15.96	16.06	17.00
	Subtest 3	15.04	14.78	14.77	16.00
	Subtest 4	15.04	14.98	14.87	16.00
HSUPA	Subtest 1	13.65	13.74	13.71	15.00
	Subtest 2	13.90	13.72	13.76	15.00
	Subtest 3	14.00	14.06	13.86	15.00
	Subtest 4	13.98	13.88	13.81	15.00
	Subtest 5	15.41	15.30	15.39	16.50
DC-HSDPA	Subtest 1	16.20	15.95	16.00	17.00
	Subtest 2	16.17	15.91	15.97	17.00
	Subtest 3	14.99	14.71	14.75	16.00
	Subtest 4	15.02	14.93	14.78	16.00
WCDMA Band V Receiver on					
Average Conducted Power(dBm)					
Channel		4132	4182	4233	Tune up
WCDMA	12.2kbps RMC	23.17	23.37	23.28	24.00
	12.2kbps AMR	23.21	23.31	23.21	24.00
HSDPA	Subtest 1	21.66	21.62	21.35	22.50
	Subtest 2	21.54	21.44	21.33	22.50
	Subtest 3	20.45	20.43	20.14	21.50
	Subtest 4	20.57	20.42	20.24	21.50
HSUPA	Subtest 1	19.17	18.99	19.08	20.50
	Subtest 2	19.26	19.19	19.21	20.50
	Subtest 3	19.43	19.24	19.27	20.50
	Subtest 4	19.25	19.53	18.99	20.50
	Subtest 5	20.76	20.84	20.83	22.00
DC-HSDPA	Subtest 1	21.62	21.53	21.28	22.50
	Subtest 2	21.46	21.39	21.24	22.50
	Subtest 3	20.38	20.40	20.10	21.50
	Subtest 4	20.50	20.40	20.19	21.50



Unless otherwise agreed in writing, this document is issued by the Company subject to its General Conditions of Service printed overleaf, available on request or accessible at <http://www.sgs.com/en/Terms-and-Conditions.aspx> and, for electronic format documents, subject to Terms and Conditions for Electronic Documents at <http://www.sgs.com/en/Terms-and-Conditions/Terms-e-Documents.aspx>. Attention is drawn to the limitation of liability, indemnification and jurisdiction issues defined therein. Any holder of this document is advised that information contained hereon reflects the Company's findings at the time of its intervention only and within the limits of Client's instructions, if any. The Company's sole responsibility is to its Client and this document does not exonerate parties to a transaction from exercising all their rights and obligations under the transaction documents. This document cannot be reproduced except in full, without prior written approval of the Company. Any unauthorized alteration, forgery or falsification of the content or appearance of this document is unlawful and offenders may be prosecuted to the fullest extent of the law. Unless otherwise stated the results shown in this test report refer only to the sample(s) tested and such sample(s) are retained for 30 days only.

Attention: To check the authenticity of testing /inspection report & certificate, please contact us at telephone: (86-755) 8307 1443, or email: CN.Doccheck@sgs.com

WCDMA Band V Receiver off /Hotspot on					
Average Conducted Power(dBm)					
Channel		4132	4182	4233	Tune up
WCDMA	12.2kbps RMC	21.69	21.75	21.67	22.50
	12.2kbps AMR	21.54	21.71	21.70	22.50
HSDPA	Subtest 1	20.14	20.23	19.93	21.00
	Subtest 2	20.11	20.03	19.90	21.00
	Subtest 3	19.00	19.01	18.69	20.00
	Subtest 4	19.16	19.01	18.80	20.00
HSUPA	Subtest 1	17.75	17.55	17.64	19.00
	Subtest 2	17.87	17.78	17.79	19.00
	Subtest 3	18.03	17.82	17.87	19.00
	Subtest 4	17.86	18.09	17.60	19.00
	Subtest 5	19.35	19.45	19.42	20.50
DC-HSDPA	Subtest 1	20.12	20.16	19.87	21.00
	Subtest 2	20.04	19.99	19.88	21.00
	Subtest 3	18.98	18.99	18.62	20.00
	Subtest 4	19.08	18.94	18.75	20.00

Table 12: Conducted Power of WCDMA

Note:

- 1) when the maximum output power variation across the required test channels is $> \frac{1}{2}$ dB, instead of the middle channel, the highest output power channel must be used.



Unless otherwise agreed in writing, this document is issued by the Company subject to its General Conditions of Service printed overleaf, available on request or accessible at <http://www.sgs.com/en/Terms-and-Conditions.aspx> and, for electronic format documents, subject to Terms and Conditions for Electronic Documents at <http://www.sgs.com/en/Terms-and-Conditions/Terms-e-Documents.aspx>. Attention is drawn to the limitation of liability, indemnification and jurisdiction issues defined therein. Any holder of this document is advised that information contained hereon reflects the Company's findings at the time of its intervention only and within the limits of Client's instructions, if any. The Company's sole responsibility is to its Client and this document does not exonerate parties to a transaction from exercising all their rights and obligations under the transaction documents. This document cannot be reproduced except in full, without prior written approval of the Company. Any unauthorized alteration, forgery or falsification of the content or appearance of this document is unlawful and offenders may be prosecuted to the fullest extent of the law. Unless otherwise stated the results shown in this test report refer only to the sample(s) tested and such sample(s) are retained for 30 days only.

Attention: To check the authenticity of testing /inspection report & certificate, please contact us at telephone: (86-755) 8307 1443, or email: CN.Doccheck@sgs.com

8.1.1.3 Conducted Power of LTE

LTE Band 2 Receiver on				Conducted Power(dBm)				
Bandwidth	Modulation	RB size	RB offset	Channel	Channel	Channel	Tune up	
				18607	18900	19193		
1.4MHz	QPSK	1	0	22.81	23.02	23.01	24.00	
		1	2	23.01	23.08	23.04	24.00	
		1	5	22.88	22.99	23.05	24.00	
		3	0	22.96	23.15	23.14	24.00	
		3	2	23.05	23.00	23.11	24.00	
		3	3	23.12	22.92	23.03	24.00	
		6	0	22.03	21.99	21.98	23.00	
	16QAM	1	0	22.19	22.29	22.11	23.00	
		1	2	22.06	22.30	22.20	23.00	
		1	5	22.13	22.33	22.44	23.00	
		3	0	22.16	22.01	22.02	23.00	
		3	2	21.93	22.13	22.18	23.00	
		3	3	22.06	21.85	21.92	23.00	
		6	0	21.07	21.25	21.27	22.00	
	64QAM	1	0	21.06	21.26	21.31	22.00	
		1	2	21.15	21.13	21.28	22.00	
		1	5	21.02	21.05	21.24	22.00	
		3	0	21.22	21.24	21.05	22.00	
		3	2	21.08	21.12	21.22	22.00	
		3	3	21.24	21.11	21.03	22.00	
		6	0	20.28	19.89	20.42	21.00	
	Bandwidth	Modulation	RB size	RB offset	Channel	Channel	Channel	Tune up
					18615	18900	19185	
	3MHz	QPSK	1	0	22.82	22.89	22.97	24.00
1			7	22.89	23.00	23.10	24.00	
1			14	22.85	23.08	22.96	24.00	
8			0	22.07	22.03	22.08	23.00	
8			4	22.13	22.11	22.08	23.00	
8			7	22.05	22.13	21.94	23.00	
15			0	22.07	22.04	22.03	23.00	
16QAM		1	0	22.10	22.12	22.26	23.00	
		1	7	22.32	22.46	22.25	23.00	
		1	14	22.31	22.39	22.31	23.00	
		8	0	21.11	21.20	21.14	22.00	
		8	4	21.06	21.27	21.23	22.00	
		8	7	20.98	21.18	21.10	22.00	
		15	0	20.90	21.25	21.06	22.00	
64QAM		1	0	21.06	21.05	21.17	22.00	
		1	7	21.32	21.01	21.19	22.00	
		1	14	20.99	21.30	21.07	22.00	
		8	0	20.42	19.99	20.29	21.00	
		8	4	20.19	20.14	20.36	21.00	
		8	7	20.09	20.40	20.25	21.00	
		15	0	20.38	20.16	20.31	21.00	



Unless otherwise agreed in writing, this document is issued by the Company subject to its General Conditions of Service printed overleaf, available on request or accessible at <http://www.sgs.com/en/Terms-and-Conditions.aspx> and, for electronic format documents, subject to Terms and Conditions for Electronic Documents at <http://www.sgs.com/en/Terms-and-Conditions/Terms-e-Documents.aspx>. Attention is drawn to the limitation of liability, indemnification and jurisdiction issues defined therein. Any holder of this document is advised that information contained hereon reflects the Company's findings at the time of its intervention only and within the limits of Client's instructions, if any. The Company's sole responsibility is to its Client and this document does not exonerate parties to a transaction from exercising all their rights and obligations under the transaction documents. This document cannot be reproduced except in full, without prior written approval of the Company. Any unauthorized alteration, forgery or falsification of the content or appearance of this document is unlawful and offenders may be prosecuted to the fullest extent of the law. Unless otherwise stated the results shown in this test report refer only to the sample(s) tested and such sample(s) are retained for 30 days only.

Attention: To check the authenticity of testing /inspection report & certificate, please contact us at telephone: (86-755) 8307 1443, or email: CN.Doccheck@sgs.com
No.1 Workshop, M-10, Middle Section, Science & Technology Park, Shenzhen, China 518057 t (86-755) 26012053 f (86-755) 26710594 www.sgs.com.cn
中国·深圳·科技园中区M-10栋一号厂房 邮编: 518057 t (86-755) 26012053 f (86-755) 26710594 sgs.china@sgs.com

Bandwidth	Modulation	RB size	RB offset	Channel	Channel	Channel	Tune up	
				18625	18900	19175		
5MHz	QPSK	1	0	22.93	22.97	23.09	24.00	
		1	13	23.16	23.13	23.16	24.00	
		1	24	22.94	23.03	23.01	24.00	
		12	0	22.11	22.08	22.15	23.00	
		12	6	22.08	22.11	22.18	23.00	
		12	13	22.01	22.12	22.05	23.00	
		25	0	22.07	22.13	22.17	23.00	
	16QAM	1	0	22.31	22.41	22.52	23.00	
		1	13	22.28	22.30	22.24	23.00	
		1	24	22.16	22.44	22.44	23.00	
		12	0	21.12	21.04	21.21	22.00	
		12	6	21.10	21.00	21.15	22.00	
		12	13	21.05	21.02	20.98	22.00	
		25	0	21.05	21.15	21.17	22.00	
	64QAM	1	0	21.13	21.17	21.25	22.00	
		1	13	21.29	21.22	21.15	22.00	
		1	24	21.16	21.35	21.10	22.00	
		12	0	20.14	19.92	20.34	21.00	
		12	6	20.16	20.14	20.32	21.00	
		12	13	20.10	20.31	20.03	21.00	
		25	0	20.44	20.08	20.13	21.00	
	Bandwidth	Modulation	RB size	RB offset	Channel	Channel	Channel	Tune up
					18650	18900	19150	
	10MHz	QPSK	1	0	23.12	22.95	23.01	24.00
1			25	23.10	22.98	23.18	24.00	
1			49	23.34	23.23	23.28	24.00	
25			0	22.07	22.10	22.17	23.00	
25			13	22.11	22.07	22.16	23.00	
25			25	22.21	22.20	22.22	23.00	
50			0	22.09	22.04	22.11	23.00	
16QAM		1	0	22.31	22.40	22.47	23.00	
		1	25	22.20	22.09	22.32	23.00	
		1	49	22.38	22.47	22.21	23.00	
		25	0	20.97	21.08	21.11	22.00	
		25	13	21.05	21.17	21.13	22.00	
		25	25	21.05	21.05	21.26	22.00	
		50	0	21.01	21.23	21.14	22.00	
64QAM		1	0	21.05	21.17	21.00	22.00	
		1	25	21.24	21.00	21.10	22.00	
		1	49	21.33	21.13	21.35	22.00	
		25	0	20.23	19.93	20.30	21.00	
		25	13	20.37	20.23	20.08	21.00	
		25	25	20.29	20.35	20.00	21.00	
		50	0	20.35	20.19	20.10	21.00	



Unless otherwise agreed in writing, this document is issued by the Company subject to its General Conditions of Service printed overleaf, available on request or accessible at <http://www.sgs.com/en/Terms-and-Conditions.aspx> and, for electronic format documents, subject to Terms and Conditions for Electronic Documents at <http://www.sgs.com/en/Terms-and-Conditions/Terms-e-Documents.aspx>. Attention is drawn to the limitation of liability, indemnification and jurisdiction issues defined therein. Any holder of this document is advised that information contained hereon reflects the Company's findings at the time of its intervention only and within the limits of Client's instructions, if any. The Company's sole responsibility is to its Client and this document does not exonerate parties to a transaction from exercising all their rights and obligations under the transaction documents. This document cannot be reproduced except in full, without prior written approval of the Company. Any unauthorized alteration, forgery or falsification of the content or appearance of this document is unlawful and offenders may be prosecuted to the fullest extent of the law. Unless otherwise stated the results shown in this test report refer only to the sample(s) tested and such sample(s) are retained for 30 days only.

Bandwidth	Modulation	RB size	RB offset	Channel	Channel	Channel	Tune up	
				18675	18900	19125		
15MHz	QPSK	1	0	23.15	23.23	23.18	24.00	
		1	38	23.12	23.05	23.07	24.00	
		1	74	23.24	23.23	23.20	24.00	
		36	0	22.08	22.11	22.25	23.00	
		36	18	22.12	22.10	22.33	23.00	
		36	39	22.22	22.21	22.33	23.00	
		75	0	22.17	22.10	22.23	23.00	
	16QAM	1	0	22.61	22.30	22.47	23.00	
		1	38	22.41	21.99	22.46	23.00	
		1	74	22.40	22.76	22.85	23.00	
		36	0	21.17	21.21	21.11	22.00	
		36	18	21.14	21.16	21.21	22.00	
		36	39	21.16	21.16	21.30	22.00	
		75	0	21.10	21.03	21.22	22.00	
	64QAM	1	0	21.20	21.23	20.99	22.00	
		1	38	21.33	21.06	21.16	22.00	
		1	74	21.30	21.19	21.01	22.00	
		36	0	20.21	20.41	20.33	21.00	
		36	18	19.90	20.23	20.36	21.00	
		36	39	20.35	20.16	20.45	21.00	
		75	0	20.16	20.03	20.28	21.00	
	Bandwidth	Modulation	RB size	RB offset	Channel	Channel	Channel	Tune up
					18700	18900	19100	
	20MHz	QPSK	1	0	23.15	23.08	23.14	24.00
1			50	23.13	23.09	23.15	24.00	
1			99	23.26	23.22	23.21	24.00	
50			0	22.30	22.17	22.22	23.00	
50			25	22.19	22.18	22.25	23.00	
50			50	22.39	22.30	22.36	23.00	
100			0	22.29	22.31	22.32	23.00	
16QAM		1	0	22.42	22.36	22.41	23.00	
		1	50	22.73	22.27	22.34	23.00	
		1	99	22.35	22.34	22.39	23.00	
		50	0	21.26	21.18	21.31	22.00	
		50	25	21.21	21.25	21.30	22.00	
		50	50	21.23	21.30	21.33	22.00	
		100	0	21.27	21.17	21.31	22.00	
64QAM		1	0	21.31	21.33	21.10	22.00	
		1	50	21.11	21.33	21.14	22.00	
		1	99	21.26	21.23	21.05	22.00	
		50	0	20.19	20.18	20.41	21.00	
		50	25	20.27	20.20	19.99	21.00	
		50	50	20.15	19.97	20.22	21.00	
		100	0	20.33	19.94	20.01	21.00	



Unless otherwise agreed in writing, this document is issued by the Company subject to its General Conditions of Service printed overleaf, available on request or accessible at <http://www.sgs.com/en/Terms-and-Conditions.aspx> and, for electronic format documents, subject to Terms and Conditions for Electronic Documents at <http://www.sgs.com/en/Terms-and-Conditions/Terms-e-Documents.aspx>. Attention is drawn to the limitation of liability, indemnification and jurisdiction issues defined therein. Any holder of this document is advised that information contained hereon reflects the Company's findings at the time of its intervention only and within the limits of Client's instructions, if any. The Company's sole responsibility is to its Client and this document does not exonerate parties to a transaction from exercising all their rights and obligations under the transaction documents. This document cannot be reproduced except in full, without prior written approval of the Company. Any unauthorized alteration, forgery or falsification of the content or appearance of this document is unlawful and offenders may be prosecuted to the fullest extent of the law. Unless otherwise stated the results shown in this test report refer only to the sample(s) tested and such sample(s) are retained for 30 days only.

LTE Band 2 Receiver off				Conducted Power(dBm)				
Bandwidth	Modulation	RB size	RB offset	Channel	Channel	Channel	Tune up	
				18607	18900	19193		
1.4MHz	QPSK	1	0	19.29	19.55	19.15	20.00	
		1	2	19.10	19.17	19.44	20.00	
		1	5	19.33	19.15	19.33	20.00	
		3	0	18.92	18.84	18.92	20.00	
		3	2	19.26	19.04	19.04	20.00	
		3	3	19.06	19.04	18.99	20.00	
	16QAM	6	0	18.96	18.82	18.95	20.00	
		1	0	18.86	18.77	18.89	20.00	
		1	2	18.88	18.81	18.88	20.00	
		1	5	18.98	18.65	19.06	20.00	
		3	0	18.92	18.84	18.98	20.00	
		3	2	18.89	18.88	18.95	20.00	
	64QAM	3	3	19.00	18.79	18.95	20.00	
		6	0	18.96	18.82	18.91	20.00	
		1	0	18.74	18.87	19.01	20.00	
		1	2	18.94	18.88	18.85	20.00	
		1	5	19.01	18.92	18.81	20.00	
		3	0	18.81	18.99	19.01	20.00	
	3MHz	QPSK	3	2	18.97	18.82	18.92	20.00
			3	3	18.92	18.99	18.87	20.00
			6	0	19.01	18.98	18.83	20.00
1			0	19.07	19.55	19.05	20.00	
1			7	19.10	18.90	19.36	20.00	
1			14	18.94	19.17	19.41	20.00	
16QAM		8	0	19.01	18.82	18.96	20.00	
		8	4	18.89	18.91	19.01	20.00	
		8	7	18.92	18.74	18.92	20.00	
		15	0	18.87	18.86	18.89	20.00	
		1	0	18.44	18.49	18.45	20.00	
		1	7	18.88	18.87	18.98	20.00	
64QAM		1	14	18.91	18.82	18.79	20.00	
		8	0	18.88	18.88	18.99	20.00	
		8	4	18.93	18.88	18.93	20.00	
	8	7	18.86	18.82	18.94	20.00		
	15	0	18.91	18.88	19.00	20.00		
	1	0	18.84	18.96	18.83	20.00		
64QAM	1	7	18.91	18.76	19.01	20.00		
	1	14	18.75	18.91	18.89	20.00		
	8	0	18.89	18.74	18.94	20.00		
	8	4	18.74	18.88	18.99	20.00		
	8	7	18.99	18.87	18.94	20.00		
	15	0	18.92	18.94	18.86	20.00		



Unless otherwise agreed in writing, this document is issued by the Company subject to its General Conditions of Service printed overleaf, available on request or accessible at <http://www.sgs.com/en/Terms-and-Conditions.aspx> and, for electronic format documents, subject to Terms and Conditions for Electronic Documents at <http://www.sgs.com/en/Terms-and-Conditions/Terms-e-Documents.aspx>. Attention is drawn to the limitation of liability, indemnification and jurisdiction issues defined therein. Any holder of this document is advised that information contained hereon reflects the Company's findings at the time of its intervention only and within the limits of Client's instructions, if any. The Company's sole responsibility is to its Client and this document does not exonerate parties to a transaction from exercising all their rights and obligations under the transaction documents. This document cannot be reproduced except in full, without prior written approval of the Company. Any unauthorized alteration, forgery or falsification of the content or appearance of this document is unlawful and offenders may be prosecuted to the fullest extent of the law. Unless otherwise stated the results shown in this test report refer only to the sample(s) tested and such sample(s) are retained for 30 days only.

Attention: To check the authenticity of testing /inspection report & certificate, please contact us at telephone: (86-755) 8307 1443, or email: CN.Doccheck@sgs.com
No.1 Workshop, M-10, Middle Section, Science & Technology Park, Shenzhen, China 518057 t (86-755) 26012053 f (86-755) 26710594 www.sgs.com.cn
Shenzhen Branch 深圳分公司实验室 中国·深圳·科技园中区M-10栋一号厂房 邮编: 518057 t (86-755) 26012053 f (86-755) 26710594 sgs.china@sgs.com

Bandwidth	Modulation	RB size	RB offset	Channel	Channel	Channel	Tune up	
				18625	18900	19175		
5MHz	QPSK	1	0	19.02	19.04	19.16	20.00	
		1	13	19.21	18.95	19.44	20.00	
		1	24	19.00	19.28	19.52	20.00	
		12	0	19.10	18.92	19.04	20.00	
		12	6	19.00	18.96	19.12	20.00	
		12	13	19.03	18.81	18.98	20.00	
		25	0	18.95	18.91	18.98	20.00	
	16QAM	1	0	18.55	18.60	18.56	20.00	
		1	13	18.94	18.97	19.06	20.00	
		1	24	18.98	18.93	18.87	20.00	
		12	0	18.98	18.97	19.09	20.00	
		12	6	19.01	18.93	19.02	20.00	
		12	13	18.96	18.90	19.01	20.00	
		25	0	18.97	18.95	19.09	20.00	
	64QAM	1	0	18.90	18.83	18.80	20.00	
		1	13	18.81	18.91	18.74	20.00	
		1	24	18.89	18.74	18.91	20.00	
		12	0	18.85	18.84	18.78	20.00	
		12	6	18.75	18.74	19.01	20.00	
		12	13	18.76	18.76	18.77	20.00	
		25	0	18.84	18.78	18.77	20.00	
	Bandwidth	Modulation	RB size	RB offset	Channel	Channel	Channel	Tune up
					18650	18900	19150	
	10MHz	QPSK	1	0	19.43	19.15	19.43	20.00
1			25	19.02	19.42	18.98	20.00	
1			49	19.53	19.52	19.21	20.00	
25			0	18.97	18.89	18.98	20.00	
25			13	18.94	18.96	19.03	20.00	
25			25	18.97	18.94	19.09	20.00	
50			0	18.99	18.92	19.12	20.00	
16QAM		1	0	18.79	18.85	18.78	20.00	
		1	25	18.88	18.98	19.17	20.00	
		1	49	19.17	19.36	19.55	20.00	
		25	0	19.06	18.91	19.06	20.00	
		25	13	18.95	18.87	19.06	20.00	
		25	25	19.03	19.01	19.19	20.00	
		50	0	19.04	18.79	19.15	20.00	
64QAM		1	0	18.83	19.01	18.75	20.00	
		1	25	18.98	18.91	18.75	20.00	
		1	49	18.75	18.85	18.84	20.00	
		25	0	18.95	18.84	18.97	20.00	
		25	13	18.95	18.90	18.77	20.00	
		25	25	18.74	18.76	18.96	20.00	
		50	0	18.76	18.99	18.78	20.00	



Unless otherwise agreed in writing, this document is issued by the Company subject to its General Conditions of Service printed overleaf, available on request or accessible at <http://www.sgs.com/en/Terms-and-Conditions.aspx> and, for electronic format documents, subject to Terms and Conditions for Electronic Documents at <http://www.sgs.com/en/Terms-and-Conditions/Terms-e-Documents.aspx>. Attention is drawn to the limitation of liability, indemnification and jurisdiction issues defined therein. Any holder of this document is advised that information contained hereon reflects the Company's findings at the time of its intervention only and within the limits of Client's instructions, if any. The Company's sole responsibility is to its Client and this document does not exonerate parties to a transaction from exercising all their rights and obligations under the transaction documents. This document cannot be reproduced except in full, without prior written approval of the Company. Any unauthorized alteration, forgery or falsification of the content or appearance of this document is unlawful and offenders may be prosecuted to the fullest extent of the law. Unless otherwise stated the results shown in this test report refer only to the sample(s) tested and such sample(s) are retained for 30 days only.

Attention: To check the authenticity of testing /inspection report & certificate, please contact us at telephone: (86-755) 8307 1443, or email: CN.Doccheck@sgs.com
No.1 Workshop, M-10, Middle Section, Science & Technology Park, Shenzhen, China 518057 t (86-755) 26012053 f (86-755) 26710594 www.sgs.com.cn
中国·深圳·科技园中区M-10栋一号厂房 邮编: 518057 t (86-755) 26012053 f (86-755) 26710594 sgs.china@sgs.com

Bandwidth	Modulation	RB size	RB offset	Channel	Channel	Channel	Tune up	
				18675	18900	19125		
15MHz	QPSK	1	0	19.05	19.16	19.16	20.00	
		1	38	19.15	19.09	19.15	20.00	
		1	74	19.22	19.32	19.23	20.00	
		36	0	19.07	18.91	19.10	20.00	
		36	18	19.01	18.88	19.19	20.00	
		36	39	19.02	18.97	19.17	20.00	
		75	0	18.94	18.94	19.15	20.00	
	16QAM	1	0	18.85	18.87	18.92	20.00	
		1	38	19.12	18.99	19.15	20.00	
		1	74	19.18	19.20	19.22	20.00	
		36	0	19.04	18.98	19.11	20.00	
		36	18	18.98	18.95	19.13	20.00	
		36	39	19.04	18.98	19.12	20.00	
		75	0	19.04	18.88	19.10	20.00	
	64QAM	1	0	18.94	18.94	18.99	20.00	
		1	38	18.86	18.82	18.79	20.00	
		1	74	18.87	18.82	18.92	20.00	
		36	0	18.80	19.01	18.76	20.00	
		36	18	18.93	18.76	18.86	20.00	
		36	39	18.99	18.75	18.93	20.00	
		75	0	18.82	18.87	18.88	20.00	
	Bandwidth	Modulation	RB size	RB offset	Channel	Channel	Channel	Tune up
	20MHz	QPSK	1	0	19.54	19.22	19.22	20.00
			1	50	19.49	19.75	19.33	20.00
1			99	19.38	19.28	19.04	20.00	
50			0	19.15	18.99	18.92	20.00	
50			25	18.94	18.88	18.88	20.00	
50			50	19.13	18.99	19.16	20.00	
100			0	19.12	18.89	19.06	20.00	
16QAM		1	0	18.80	18.78	18.78	20.00	
		1	50	18.86	18.86	18.91	20.00	
		1	99	19.09	19.18	19.31	20.00	
		50	0	18.97	18.88	18.98	20.00	
		50	25	18.92	18.81	19.08	20.00	
		50	50	19.04	19.03	19.09	20.00	
		100	0	19.00	18.97	19.12	20.00	
64QAM		1	0	18.88	18.98	18.96	20.00	
		1	50	18.86	18.84	18.82	20.00	
		1	99	18.83	18.97	18.87	20.00	
		50	0	18.80	19.00	18.98	20.00	
		50	25	18.94	18.92	18.83	20.00	
		50	50	18.78	18.95	19.00	20.00	
		100	0	18.97	18.96	18.88	20.00	



Unless otherwise agreed in writing, this document is issued by the Company subject to its General Conditions of Service printed overleaf, available on request or accessible at <http://www.sgs.com/en/Terms-and-Conditions.aspx> and, for electronic format documents, subject to Terms and Conditions for Electronic Documents at <http://www.sgs.com/en/Terms-and-Conditions/Terms-e-Documents.aspx>. Attention is drawn to the limitation of liability, indemnification and jurisdiction issues defined therein. Any holder of this document is advised that information contained hereon reflects the Company's findings at the time of its intervention only and within the limits of Client's instructions, if any. The Company's sole responsibility is to its Client and this document does not exonerate parties to a transaction from exercising all their rights and obligations under the transaction documents. This document cannot be reproduced except in full, without prior written approval of the Company. Any unauthorized alteration, forgery or falsification of the content or appearance of this document is unlawful and offenders may be prosecuted to the fullest extent of the law. Unless otherwise stated the results shown in this test report refer only to the sample(s) tested and such sample(s) are retained for 30 days only.

LTE Band 2 Hotspot on				Conducted Power(dBm)			
Bandwidth	Modulation	RB size	RB offset	Channel	Channel	Channel	Tune up
				18607	18900	19193	
1.4MHz	QPSK	1	0	17.72	18.14	18.61	19.00
		1	2	18.18	17.95	18.34	19.00
		1	5	18.26	18.30	18.51	19.00
		3	0	18.16	17.88	18.10	19.00
		3	2	18.10	17.85	18.08	19.00
		3	3	17.78	17.91	18.24	19.00
		6	0	18.14	17.99	18.00	19.00
	16QAM	1	0	17.86	17.79	17.82	19.00
		1	2	17.84	17.83	18.04	19.00
		1	5	17.96	18.00	18.07	19.00
		3	0	17.98	17.91	17.98	19.00
		3	2	18.03	18.08	18.06	19.00
		3	3	18.01	17.87	18.04	19.00
		6	0	17.98	17.92	18.04	19.00
	64QAM	1	0	17.99	17.99	17.96	19.00
		1	2	17.83	17.89	17.85	19.00
		1	5	17.79	17.83	17.84	19.00
		3	0	17.85	17.91	17.84	19.00
		3	2	17.94	17.79	17.84	19.00
		3	3	17.75	17.83	18.00	19.00
		6	0	17.79	17.83	17.82	19.00
Bandwidth	Modulation	RB size	RB offset	Channel	Channel	Channel	Tune up
3MHz	QPSK	1	0	17.95	18.27	18.18	19.00
		1	7	18.26	18.00	18.21	19.00
		1	14	17.78	18.12	18.53	19.00
		8	0	18.17	18.10	18.05	19.00
		8	4	18.07	17.96	18.01	19.00
		8	7	18.09	18.15	18.20	19.00
		15	0	18.08	18.04	18.09	19.00
	16QAM	1	0	18.01	17.85	17.99	19.00
		1	7	18.05	17.87	18.17	19.00
		1	14	18.04	17.88	17.99	19.00
		8	0	18.04	17.96	18.10	19.00
		8	4	18.02	17.94	18.06	19.00
		8	7	17.94	17.98	18.04	19.00
		15	0	18.09	18.01	18.01	19.00
	64QAM	1	0	17.87	17.88	17.90	19.00
		1	7	17.85	17.96	17.98	19.00
		1	14	17.91	17.84	17.81	19.00
		8	0	17.79	17.98	17.97	19.00
		8	4	17.85	18.01	17.83	19.00
		8	7	17.94	17.96	17.95	19.00
		15	0	17.77	17.86	17.84	19.00



Unless otherwise agreed in writing, this document is issued by the Company subject to its General Conditions of Service printed overleaf, available on request or accessible at <http://www.sgs.com/en/Terms-and-Conditions.aspx> and, for electronic format documents, subject to Terms and Conditions for Electronic Documents at <http://www.sgs.com/en/Terms-and-Conditions/Terms-e-Documents.aspx>. Attention is drawn to the limitation of liability, indemnification and jurisdiction issues defined therein. Any holder of this document is advised that information contained hereon reflects the Company's findings at the time of its intervention only and within the limits of Client's instructions, if any. The Company's sole responsibility is to its Client and this document does not exonerate parties to a transaction from exercising all their rights and obligations under the transaction documents. This document cannot be reproduced except in full, without prior written approval of the Company. Any unauthorized alteration, forgery or falsification of the content or appearance of this document is unlawful and offenders may be prosecuted to the fullest extent of the law. Unless otherwise stated the results shown in this test report refer only to the sample(s) tested and such sample(s) are retained for 30 days only.

Bandwidth	Modulation	RB size	RB offset	Channel	Channel	Channel	Tune up	
				18625	18900	19175		
5MHz	QPSK	1	0	18.18	18.65	18.12	19.00	
		1	13	18.23	18.78	18.31	19.00	
		1	24	18.27	18.59	18.56	19.00	
		12	0	18.05	18.01	18.17	19.00	
		12	6	17.96	18.03	18.15	19.00	
		12	13	17.96	17.83	18.03	19.00	
		25	0	18.06	17.95	18.13	19.00	
	16QAM	1	0	17.86	17.78	17.91	19.00	
		1	13	17.99	18.01	18.13	19.00	
		1	24	17.96	18.00	18.03	19.00	
		12	0	18.11	18.09	18.17	19.00	
		12	6	17.99	17.96	18.08	19.00	
		12	13	17.98	17.93	18.02	19.00	
		25	0	17.99	18.00	18.18	19.00	
	64QAM	1	0	17.98	17.92	17.80	19.00	
		1	13	17.80	17.79	17.81	19.00	
		1	24	17.81	18.01	17.86	19.00	
		12	0	17.92	17.79	17.87	19.00	
		12	6	17.88	17.89	17.74	19.00	
		12	13	17.93	17.77	17.85	19.00	
		25	0	17.89	17.95	17.94	19.00	
		25	0	17.89	17.95	17.94	19.00	
	Bandwidth	Modulation	RB size	RB offset	Channel	Channel	Channel	Tune up
					18650	18900	19150	
10MHz	QPSK	1	0	18.29	18.67	18.41	19.00	
		1	25	18.17	18.08	18.82	19.00	
		1	49	18.61	18.47	18.51	19.00	
		25	0	17.90	17.99	18.09	19.00	
		25	13	18.01	17.94	18.15	19.00	
		25	25	18.09	18.01	18.28	19.00	
		50	0	18.11	18.00	18.23	19.00	
	16QAM	1	0	17.99	17.98	18.21	19.00	
		1	25	17.95	18.01	18.25	19.00	
		1	49	18.45	18.39	18.37	19.00	
		25	0	18.02	17.95	18.06	19.00	
		25	13	18.00	17.92	18.12	19.00	
		25	25	18.09	18.09	18.13	19.00	
		50	0	18.04	17.97	18.19	19.00	
	64QAM	1	0	17.87	17.95	18.01	19.00	
		1	25	18.01	17.98	17.80	19.00	
		1	49	17.88	17.81	17.77	19.00	
		25	0	17.75	17.89	17.75	19.00	
		25	13	17.74	17.77	17.95	19.00	
		25	25	17.77	17.88	17.95	19.00	
		50	0	17.92	17.74	17.93	19.00	
		50	0	17.92	17.74	17.93	19.00	



Unless otherwise agreed in writing, this document is issued by the Company subject to its General Conditions of Service printed overleaf, available on request or accessible at <http://www.sgs.com/en/Terms-and-Conditions.aspx> and, for electronic format documents, subject to Terms and Conditions for Electronic Documents at <http://www.sgs.com/en/Terms-and-Conditions/Terms-e-Documents.aspx>. Attention is drawn to the limitation of liability, indemnification and jurisdiction issues defined therein. Any holder of this document is advised that information contained hereon reflects the Company's findings at the time of its intervention only and within the limits of Client's instructions, if any. The Company's sole responsibility is to its Client and this document does not exonerate parties to a transaction from exercising all their rights and obligations under the transaction documents. This document cannot be reproduced except in full, without prior written approval of the Company. Any unauthorized alteration, forgery or falsification of the content or appearance of this document is unlawful and offenders may be prosecuted to the fullest extent of the law. Unless otherwise stated the results shown in this test report refer only to the sample(s) tested and such sample(s) are retained for 30 days only.

Bandwidth	Modulation	RB size	RB offset	Channel	Channel	Channel	Tune up	
				18675	18900	19125		
15MHz	QPSK	1	0	18.95	18.89	18.45	19.00	
		1	38	18.07	18.02	18.01	19.00	
		1	74	18.60	18.52	18.39	19.00	
		36	0	18.01	18.04	18.08	19.00	
		36	18	18.01	17.88	18.10	19.00	
		36	39	18.16	18.05	18.20	19.00	
		75	0	17.88	17.86	18.14	19.00	
	16QAM	1	0	18.05	17.95	18.21	19.00	
		1	38	18.12	17.83	18.26	19.00	
		1	74	18.28	18.23	18.28	19.00	
		36	0	18.06	17.89	18.01	19.00	
		36	18	17.93	17.87	18.17	19.00	
		36	39	18.04	18.02	18.22	19.00	
		75	0	18.06	17.95	18.15	19.00	
	64QAM	1	0	17.99	17.80	17.98	19.00	
		1	38	17.96	17.85	17.78	19.00	
		1	74	17.96	17.90	17.90	19.00	
		36	0	17.80	17.92	17.75	19.00	
		36	18	17.84	17.92	17.77	19.00	
		36	39	17.82	17.77	17.80	19.00	
		75	0	17.89	17.77	17.89	19.00	
	Bandwidth	Modulation	RB size	RB offset	Channel	Channel	Channel	Tune up
					18700	18900	19100	
	20MHz	QPSK	1	0	18.47	18.60	18.31	19.00
1			50	18.81	18.83	18.34	19.00	
1			99	17.98	18.03	17.60	19.00	
50			0	17.93	18.03	18.16	19.00	
50			25	17.98	17.94	17.96	19.00	
50			50	18.04	17.93	18.05	19.00	
100			0	18.01	17.94	18.08	19.00	
16QAM		1	0	17.65	17.75	18.02	19.00	
		1	50	17.72	17.84	18.13	19.00	
		1	99	17.97	18.25	18.22	19.00	
		50	0	18.06	17.95	17.98	19.00	
		50	25	17.96	17.93	18.08	19.00	
		50	50	18.05	18.01	18.13	19.00	
		100	0	18.03	18.01	18.14	19.00	
64QAM		1	0	17.92	17.96	17.82	19.00	
		1	50	17.94	17.77	17.97	19.00	
		1	99	17.87	17.93	17.82	19.00	
		50	0	17.83	17.82	17.81	19.00	
		50	25	17.98	17.83	17.88	19.00	
		50	50	17.83	18.00	17.88	19.00	
		100	0	17.85	17.75	17.90	19.00	



Unless otherwise agreed in writing, this document is issued by the Company subject to its General Conditions of Service printed overleaf, available on request or accessible at <http://www.sgs.com/en/Terms-and-Conditions.aspx> and, for electronic format documents, subject to Terms and Conditions for Electronic Documents at <http://www.sgs.com/en/Terms-and-Conditions/Terms-e-Documents.aspx>. Attention is drawn to the limitation of liability, indemnification and jurisdiction issues defined therein. Any holder of this document is advised that information contained hereon reflects the Company's findings at the time of its intervention only and within the limits of Client's instructions, if any. The Company's sole responsibility is to its Client and this document does not exonerate parties to a transaction from exercising all their rights and obligations under the transaction documents. This document cannot be reproduced except in full, without prior written approval of the Company. Any unauthorized alteration, forgery or falsification of the content or appearance of this document is unlawful and offenders may be prosecuted to the fullest extent of the law. Unless otherwise stated the results shown in this test report refer only to the sample(s) tested and such sample(s) are retained for 30 days only.

LTE Band 5 Receiver on				Conducted Power(dBm)				
Bandwidth	Modulation	RB size	RB offset	Channel	Channel	Channel	Tune up	
				20407	20525	20643		
1.4MHz	QPSK	1	0	22.82	22.74	22.69	24.00	
		1	2	23.05	23.05	22.95	24.00	
		1	5	23.00	23.07	23.00	24.00	
		3	0	22.95	22.97	22.96	24.00	
		3	2	23.06	23.04	22.84	24.00	
		3	3	22.99	22.96	22.86	24.00	
	16QAM	6	0	22.02	21.99	21.80	23.00	
		1	0	22.38	22.14	21.84	23.00	
		1	2	22.31	22.33	21.87	23.00	
		1	5	22.11	22.15	22.14	23.00	
		3	0	22.12	22.05	21.91	23.00	
		3	2	22.10	21.92	21.91	23.00	
	64QAM	3	3	21.98	21.89	21.90	23.00	
		6	0	21.12	21.03	21.00	22.00	
		1	0	21.00	21.33	21.33	22.00	
		1	2	21.21	21.23	21.05	22.00	
		1	5	21.27	21.25	20.99	22.00	
		3	0	21.22	21.05	21.31	22.00	
	3MHz	QPSK	3	2	21.35	21.14	21.03	22.00
			3	3	21.18	21.03	21.29	22.00
			6	0	20.04	20.41	20.28	21.00
1			0	22.73	22.83	22.80	24.00	
1			7	22.93	23.04	22.98	24.00	
1			14	23.08	23.11	22.93	24.00	
16QAM		8	0	22.04	22.05	21.94	23.00	
		8	4	22.05	22.03	21.85	23.00	
		8	7	22.02	22.02	21.97	23.00	
		15	0	22.02	21.98	21.94	23.00	
		1	0	22.57	22.47	22.10	23.00	
		1	7	22.22	22.29	22.13	23.00	
64QAM		1	14	22.10	22.50	22.04	23.00	
		8	0	21.04	21.11	20.96	22.00	
		8	4	21.06	21.10	20.98	22.00	
	8	7	21.14	21.14	21.02	22.00		
	15	0	20.87	21.13	21.02	22.00		
	1	0	21.30	21.12	21.17	22.00		
	1	7	21.05	21.16	21.34	22.00		
	1	14	21.08	21.05	21.20	22.00		
	8	0	20.15	20.34	20.23	21.00		
8	4	20.19	20.07	20.40	21.00			
8	7	20.44	19.89	20.01	21.00			
15	0	20.33	20.40	20.39	21.00			



Unless otherwise agreed in writing, this document is issued by the Company subject to its General Conditions of Service printed overleaf, available on request or accessible at <http://www.sgs.com/en/Terms-and-Conditions.aspx> and, for electronic format documents, subject to Terms and Conditions for Electronic Documents at <http://www.sgs.com/en/Terms-and-Conditions/Terms-e-Documents.aspx>. Attention is drawn to the limitation of liability, indemnification and jurisdiction issues defined therein. Any holder of this document is advised that information contained hereon reflects the Company's findings at the time of its intervention only and within the limits of Client's instructions, if any. The Company's sole responsibility is to its Client and this document does not exonerate parties to a transaction from exercising all their rights and obligations under the transaction documents. This document cannot be reproduced except in full, without prior written approval of the Company. Any unauthorized alteration, forgery or falsification of the content or appearance of this document is unlawful and offenders may be prosecuted to the fullest extent of the law. Unless otherwise stated the results shown in this test report refer only to the sample(s) tested and such sample(s) are retained for 30 days only.

Attention: To check the authenticity of testing /inspection report & certificate, please contact us at telephone: (86-755) 8307 1443, or email: CN.Doccheck@sgs.com
 No.1 Workshop, M-10, Middle Section, Science & Technology Park, Shenzhen, China 518057 t (86-755) 26012053 f (86-755) 26710594 www.sgs.com
 Shenzhen Branch 深圳分公司实验室 Laboratory 中国·深圳·科技园中区M-10栋一号厂房 邮编: 518057 t (86-755) 26012053 f (86-755) 26710594 sgs.china@sgs.com

Bandwidth	Modulation	RB size	RB offset	Channel	Channel	Channel	Tune up	
				20425	20525	20625		
5MHz	QPSK	1	0	22.81	22.90	22.73	24.00	
		1	13	23.05	23.04	22.88	24.00	
		1	24	23.14	23.08	22.96	24.00	
		12	0	22.12	22.05	21.89	23.00	
		12	6	22.08	22.06	21.90	23.00	
		12	13	22.03	22.10	22.00	23.00	
		25	0	22.12	22.10	21.89	23.00	
	16QAM	1	0	21.97	22.04	22.12	23.00	
		1	13	22.50	22.01	22.24	23.00	
		1	24	22.39	22.05	22.12	23.00	
		12	0	21.09	21.14	20.85	22.00	
		12	6	21.11	21.06	20.89	22.00	
		12	13	21.10	21.09	20.96	22.00	
		25	0	21.12	21.14	20.88	22.00	
	64QAM	1	0	21.22	21.02	21.00	22.00	
		1	13	21.24	21.14	21.31	22.00	
		1	24	21.17	21.12	21.03	22.00	
		12	0	19.95	19.91	19.92	21.00	
		12	6	19.97	20.28	20.17	21.00	
		12	13	20.44	20.26	20.43	21.00	
		25	0	20.34	20.22	20.40	21.00	
	Bandwidth	Modulation	RB size	RB offset	Channel	Channel	Channel	Tune up
					20450	20525	20600	
	10MHz	QPSK	1	0	22.93	23.10	22.97	24.00
1			25	23.07	22.99	22.88	24.00	
1			49	23.29	23.31	23.29	24.00	
25			0	22.10	22.16	22.02	23.00	
25			13	22.14	22.10	22.01	23.00	
25			25	22.29	22.20	22.06	23.00	
50			0	22.19	22.14	22.03	23.00	
16QAM		1	0	22.25	22.33	22.46	23.00	
		1	25	22.09	22.22	22.41	23.00	
		1	49	22.70	22.43	22.78	23.00	
		25	0	21.10	21.12	20.98	22.00	
		25	13	21.20	21.12	21.07	22.00	
		25	25	21.38	21.24	20.98	22.00	
		50	0	21.14	21.13	21.20	22.00	
64QAM		1	0	21.19	21.25	21.19	22.00	
		1	25	21.15	21.29	21.14	22.00	
		1	49	21.13	21.23	21.06	22.00	
		25	0	20.02	20.33	20.33	21.00	
		25	13	20.18	20.11	20.21	21.00	
		25	25	20.44	19.97	20.07	21.00	
		50	0	19.98	20.34	20.37	21.00	



Unless otherwise agreed in writing, this document is issued by the Company subject to its General Conditions of Service printed overleaf, available on request or accessible at <http://www.sgs.com/en/Terms-and-Conditions.aspx> and, for electronic format documents, subject to Terms and Conditions for Electronic Documents at <http://www.sgs.com/en/Terms-and-Conditions/Terms-e-Documents.aspx>. Attention is drawn to the limitation of liability, indemnification and jurisdiction issues defined therein. Any holder of this document is advised that information contained hereon reflects the Company's findings at the time of its intervention only and within the limits of Client's instructions, if any. The Company's sole responsibility is to its Client and this document does not exonerate parties to a transaction from exercising all their rights and obligations under the transaction documents. This document cannot be reproduced except in full, without prior written approval of the Company. Any unauthorized alteration, forgery or falsification of the content or appearance of this document is unlawful and offenders may be prosecuted to the fullest extent of the law. Unless otherwise stated the results shown in this test report refer only to the sample(s) tested and such sample(s) are retained for 30 days only.

LTE Band 5 Receiver off/Hotspot on				Conducted Power(dBm)				
Bandwidth	Modulation	RB size	RB offset	Channel	Channel	Channel	Tune up	
				20407	20525	20643		
1.4MHz	QPSK	1	0	22.62	22.47	22.41	23.00	
		1	2	22.49	22.18	22.01	23.00	
		1	5	22.20	22.23	22.05	23.00	
		3	0	22.20	22.15	22.03	23.00	
		3	2	22.17	22.22	22.06	23.00	
		3	3	22.06	22.07	21.92	23.00	
	16QAM	6	0	22.11	22.13	21.99	23.00	
		1	0	22.38	22.14	21.84	23.00	
		1	2	22.31	22.33	21.87	23.00	
		1	5	22.11	22.15	22.14	23.00	
		3	0	22.12	22.05	21.91	23.00	
		3	2	22.10	21.92	21.91	23.00	
	64QAM	3	3	21.98	21.89	21.90	23.00	
		6	0	21.12	21.03	21.00	22.00	
		1	0	21.00	21.33	21.33	22.00	
		1	2	21.21	21.23	21.05	22.00	
		1	5	21.27	21.25	20.99	22.00	
		3	0	21.22	21.05	21.31	22.00	
	3MHz	QPSK	3	2	21.35	21.14	21.03	22.00
			3	3	21.18	21.03	21.29	22.00
			6	0	20.04	20.41	20.28	21.00
1			0	22.72	22.70	22.45	23.00	
1			7	22.07	22.01	22.09	23.00	
1			14	22.21	22.16	22.08	23.00	
16QAM		8	0	22.18	22.20	22.01	23.00	
		8	4	22.18	22.18	22.01	23.00	
		8	7	22.24	22.17	22.04	23.00	
		15	0	22.11	22.12	22.08	23.00	
		1	0	22.57	22.47	22.10	23.00	
		1	7	22.22	22.29	22.13	23.00	
64QAM		1	14	22.10	22.50	22.04	23.00	
		8	0	21.04	21.11	20.96	22.00	
		8	4	21.06	21.10	20.98	22.00	
	8	7	21.14	21.14	21.02	22.00		
	15	0	20.87	21.13	21.02	22.00		
	1	0	21.30	21.12	21.17	22.00		
	1	7	21.05	21.16	21.34	22.00		
	1	14	21.08	21.05	21.20	22.00		
	8	0	20.15	20.34	20.23	21.00		
8	4	20.19	20.07	20.40	21.00			
8	7	20.44	19.89	20.01	21.00			
15	0	20.33	20.40	20.39	21.00			



Unless otherwise agreed in writing, this document is issued by the Company subject to its General Conditions of Service printed overleaf, available on request or accessible at <http://www.sgs.com/en/Terms-and-Conditions.aspx> and, for electronic format documents, subject to Terms and Conditions for Electronic Documents at <http://www.sgs.com/en/Terms-and-Conditions/Terms-e-Documents.aspx>. Attention is drawn to the limitation of liability, indemnification and jurisdiction issues defined therein. Any holder of this document is advised that information contained hereon reflects the Company's findings at the time of its intervention only and within the limits of Client's instructions, if any. The Company's sole responsibility is to its Client and this document does not exonerate parties to a transaction from exercising all their rights and obligations under the transaction documents. This document cannot be reproduced except in full, without prior written approval of the Company. Any unauthorized alteration, forgery or falsification of the content or appearance of this document is unlawful and offenders may be prosecuted to the fullest extent of the law. Unless otherwise stated the results shown in this test report refer only to the sample(s) tested and such sample(s) are retained for 30 days only.

Bandwidth	Modulation	RB size	RB offset	Channel	Channel	Channel	Tune up	
				20425	20525	20625		
5MHz	QPSK	1	0	22.63	22.72	22.58	23.00	
		1	13	22.28	22.18	22.01	23.00	
		1	24	22.14	22.05	22.12	23.00	
		12	0	22.29	22.18	22.02	23.00	
		12	6	22.24	22.21	22.00	23.00	
		12	13	22.27	22.26	22.04	23.00	
		25	0	22.12	22.15	22.02	23.00	
	16QAM	1	0	21.97	22.04	22.12	23.00	
		1	13	22.50	22.01	22.24	23.00	
		1	24	22.39	22.05	22.12	23.00	
		12	0	21.09	21.14	20.85	22.00	
		12	6	21.11	21.06	20.89	22.00	
		12	13	21.10	21.09	20.96	22.00	
		25	0	21.12	21.14	20.88	22.00	
	64QAM	1	0	21.22	21.02	21.00	22.00	
		1	13	21.24	21.14	21.31	22.00	
		1	24	21.17	21.12	21.03	22.00	
		12	0	19.95	19.91	19.92	21.00	
		12	6	19.97	20.28	20.17	21.00	
		12	13	20.44	20.26	20.43	21.00	
		25	0	20.34	20.22	20.40	21.00	
	Bandwidth	Modulation	RB size	RB offset	Channel	Channel	Channel	Tune up
					20450	20525	20600	
	10MHz	QPSK	1	0	22.77	22.87	22.67	23.00
1			25	22.21	22.12	22.01	23.00	
1			49	22.62	22.42	22.37	23.00	
25			0	22.24	22.27	22.16	23.00	
25			13	22.26	22.22	22.09	23.00	
25			25	22.40	22.25	22.05	23.00	
50			0	22.26	22.23	22.12	23.00	
16QAM		1	0	22.25	22.33	22.46	23.00	
		1	25	22.09	22.22	22.41	23.00	
		1	49	22.70	22.43	22.78	23.00	
		25	0	21.10	21.12	20.98	22.00	
		25	13	21.20	21.12	21.07	22.00	
		25	25	21.38	21.24	20.98	22.00	
		50	0	21.14	21.13	21.20	22.00	
64QAM		1	0	21.19	21.25	21.19	22.00	
		1	25	21.15	21.29	21.14	22.00	
		1	49	21.13	21.23	21.06	22.00	
		25	0	20.02	20.33	20.33	21.00	
		25	13	20.18	20.11	20.21	21.00	
		25	25	20.44	19.97	20.07	21.00	
		50	0	19.98	20.34	20.37	21.00	



Unless otherwise agreed in writing, this document is issued by the Company subject to its General Conditions of Service printed overleaf, available on request or accessible at <http://www.sgs.com/en/Terms-and-Conditions.aspx> and, for electronic format documents, subject to Terms and Conditions for Electronic Documents at <http://www.sgs.com/en/Terms-and-Conditions/Terms-e-Documents.aspx>. Attention is drawn to the limitation of liability, indemnification and jurisdiction issues defined therein. Any holder of this document is advised that information contained hereon reflects the Company's findings at the time of its intervention only and within the limits of Client's instructions, if any. The Company's sole responsibility is to its Client and this document does not exonerate parties to a transaction from exercising all their rights and obligations under the transaction documents. This document cannot be reproduced except in full, without prior written approval of the Company. Any unauthorized alteration, forgery or falsification of the content or appearance of this document is unlawful and offenders may be prosecuted to the fullest extent of the law. Unless otherwise stated the results shown in this test report refer only to the sample(s) tested and such sample(s) are retained for 30 days only.

LTE Band 7 Receiver off/Hotspot on				Conducted Power(dBm)				
Bandwidth	Modulation	RB size	RB offset	Channel	Channel	Channel	Tune up	
				20775	21100	21425		
5MHz	QPSK	1	0	17.27	17.14	16.42	18.00	
		1	13	17.27	17.39	16.62	18.00	
		1	24	17.04	16.75	16.06	18.00	
		12	0	17.09	16.96	16.12	18.00	
		12	6	17.11	16.72	16.20	18.00	
		12	13	16.99	16.80	16.10	18.00	
	16QAM	25	0	16.99	16.71	16.04	18.00	
		1	0	16.03	16.92	16.09	18.00	
		1	13	16.97	16.80	16.08	18.00	
		1	24	17.02	16.80	16.99	18.00	
		12	0	16.99	16.90	16.12	18.00	
		12	6	17.03	16.87	16.09	18.00	
	64QAM	12	13	16.97	16.84	16.09	18.00	
		25	0	17.01	16.86	16.12	18.00	
		1	0	16.93	16.83	16.81	18.00	
		1	13	16.99	16.85	16.88	18.00	
		1	24	16.99	16.89	16.98	18.00	
		12	0	16.75	16.74	16.88	18.00	
	10MHz	QPSK	12	6	16.91	16.86	16.78	18.00
			12	13	16.76	16.90	16.86	18.00
			25	0	16.78	17.01	16.80	18.00
			1	0	16.25	16.06	16.30	18.00
			1	25	16.94	16.67	16.08	18.00
			1	49	17.31	16.83	16.25	18.00
16QAM		25	0	17.11	16.91	16.24	18.00	
		25	13	17.00	16.73	16.14	18.00	
		25	25	17.05	16.74	16.13	18.00	
		50	0	17.11	16.77	16.11	18.00	
		1	0	17.16	17.28	17.05	18.00	
		1	25	17.25	17.03	16.02	18.00	
64QAM		1	49	17.24	16.87	16.44	18.00	
		25	0	17.15	16.98	16.31	18.00	
		25	13	17.02	16.75	16.11	18.00	
		25	25	17.04	16.77	16.03	18.00	
		50	0	17.04	16.79	16.18	18.00	
		1	0	16.85	16.75	16.78	18.00	
64QAM		1	25	16.87	16.88	16.94	18.00	
		1	49	16.93	16.74	16.83	18.00	
		25	0	16.88	16.87	16.96	18.00	
		25	13	16.88	16.86	16.95	18.00	
		25	25	16.81	17.00	16.93	18.00	
		50	0	16.85	16.74	16.98	18.00	



Unless otherwise agreed in writing, this document is issued by the Company subject to its General Conditions of Service printed overleaf, available on request or accessible at <http://www.sgs.com/en/Terms-and-Conditions.aspx> and, for electronic format documents, subject to Terms and Conditions for Electronic Documents at <http://www.sgs.com/en/Terms-and-Conditions/Terms-e-Documents.aspx>. Attention is drawn to the limitation of liability, indemnification and jurisdiction issues defined therein. Any holder of this document is advised that information contained hereon reflects the Company's findings at the time of its intervention only and within the limits of Client's instructions, if any. The Company's sole responsibility is to its Client and this document does not exonerate parties to a transaction from exercising all their rights and obligations under the transaction documents. This document cannot be reproduced except in full, without prior written approval of the Company. Any unauthorized alteration, forgery or falsification of the content or appearance of this document is unlawful and offenders may be prosecuted to the fullest extent of the law. Unless otherwise stated the results shown in this test report refer only to the sample(s) tested and such sample(s) are retained for 30 days only.

Attention: To check the authenticity of testing /inspection report /certificate, please contact us at telephone: (86-755) 8307 1443, or email: CN.Doccheck@sgs.com

Bandwidth	Modulation	RB size	RB offset	Channel	Channel	Channel	Tune up	
				20825	21100	21375		
15MHz	QPSK	1	0	17.41	16.98	16.29	18.00	
		1	38	17.11	16.77	16.52	18.00	
		1	74	16.98	16.97	16.51	18.00	
		36	0	17.08	16.85	16.20	18.00	
		36	18	17.07	16.77	16.22	18.00	
		36	39	17.15	16.75	16.16	18.00	
		75	0	17.07	16.70	16.19	18.00	
	16QAM	1	0	16.98	16.60	16.17	18.00	
		1	38	17.16	16.78	16.38	18.00	
		1	74	17.08	16.76	16.20	18.00	
		36	0	17.02	16.81	16.26	18.00	
		36	18	17.20	16.75	16.17	18.00	
		36	39	17.12	16.68	16.20	18.00	
		75	0	17.01	16.69	16.20	18.00	
	64QAM	1	0	16.94	16.96	16.86	18.00	
		1	38	16.93	16.97	17.00	18.00	
		1	74	16.88	17.00	16.95	18.00	
		36	0	16.99	16.77	16.84	18.00	
		36	18	16.84	16.94	16.83	18.00	
		36	39	16.79	16.81	16.82	18.00	
		75	0	16.80	17.00	16.94	18.00	
	Bandwidth	Modulation	RB size	RB offset	Channel	Channel	Channel	Tune up
					20850	21100	21350	
	20MHz	QPSK	1	0	17.19	16.97	17.13	18.00
1			50	17.77	17.39	16.88	18.00	
1			99	16.90	17.14	16.18	18.00	
50			0	16.96	16.88	16.32	18.00	
50			25	17.07	16.72	16.24	18.00	
50			50	17.14	16.67	16.18	18.00	
100			0	17.11	16.66	16.23	18.00	
16QAM		1	0	16.86	16.89	16.40	18.00	
		1	50	16.96	16.60	16.13	18.00	
		1	99	17.03	16.65	16.17	18.00	
		50	0	17.01	16.85	16.26	18.00	
		50	25	17.09	16.73	16.22	18.00	
		50	50	17.08	16.69	16.17	18.00	
		100	0	17.19	16.77	16.18	18.00	
64QAM		1	0	16.95	16.93	16.99	18.00	
		1	50	16.85	16.97	16.99	18.00	
		1	99	16.96	16.82	16.96	18.00	
		50	0	16.96	16.86	16.94	18.00	
		50	25	17.00	16.97	16.86	18.00	
		50	50	16.80	16.74	16.99	18.00	
		100	0	16.88	16.76	17.00	18.00	



Unless otherwise agreed in writing, this document is issued by the Company subject to its General Conditions of Service printed overleaf, available on request or accessible at <http://www.sgs.com/en/Terms-and-Conditions.aspx> and, for electronic format documents, subject to Terms and Conditions for Electronic Documents at <http://www.sgs.com/en/Terms-and-Conditions/Terms-e-Documents.aspx>. Attention is drawn to the limitation of liability, indemnification and jurisdiction issues defined therein. Any holder of this document is advised that information contained hereon reflects the Company's findings at the time of its intervention only and within the limits of Client's instructions, if any. The Company's sole responsibility is to its Client and this document does not exonerate parties to a transaction from exercising all their rights and obligations under the transaction documents. This document cannot be reproduced except in full, without prior written approval of the Company. Any unauthorized alteration, forgery or falsification of the content or appearance of this document is unlawful and offenders may be prosecuted to the fullest extent of the law. Unless otherwise stated the results shown in this test report refer only to the sample(s) tested and such sample(s) are retained for 30 days only.

LTE Band 26				Conducted Power(dBm)			
Bandwidth	Modulation	RB size	RB offset	Channel	Channel	Channel	Tune up
				26697	26865	27033	
1.4MHz	QPSK	1	0	22.71	22.58	22.49	24.00
		1	2	23.05	23.08	22.88	24.00
		1	5	23.02	23.06	22.85	24.00
		3	0	22.95	23.05	22.83	24.00
		3	2	23.08	23.15	22.95	24.00
		3	3	23.04	23.01	22.91	24.00
		6	0	22.03	22.11	21.94	23.00
	16QAM	1	0	22.39	22.38	22.25	23.00
		1	2	22.39	22.26	22.28	23.00
		1	5	22.39	22.30	22.27	23.00
		3	0	21.92	22.14	21.93	23.00
		3	2	22.11	22.09	22.02	23.00
		3	3	22.03	22.04	21.94	23.00
		6	0	21.02	21.11	20.93	22.00
	64QAM	1	0	21.55	21.09	21.20	22.00
		1	2	21.49	21.09	21.16	22.00
		1	5	21.33	21.14	21.31	22.00
		3	0	21.28	21.13	21.32	22.00
		3	2	21.15	21.43	21.37	22.00
		3	3	21.32	21.30	21.23	22.00
		6	0	20.45	20.04	20.31	21.00
Bandwidth	Modulation	RB size	RB offset	Channel	Channel	Channel	Tune up
				26705	26865	27025	
3MHz	QPSK	1	0	22.65	22.29	22.37	24.00
		1	7	22.98	23.18	22.93	24.00
		1	14	22.85	23.14	22.87	24.00
		8	0	21.98	22.09	21.90	23.00
		8	4	22.06	22.09	21.94	23.00
		8	7	21.92	22.17	21.93	23.00
		15	0	22.04	22.07	22.00	23.00
	16QAM	1	0	22.09	22.27	22.01	23.00
		1	7	22.00	22.29	22.01	23.00
		1	14	21.83	22.23	22.06	23.00
		8	0	21.13	21.03	20.90	22.00
		8	4	21.27	21.18	20.95	22.00
		8	7	21.05	21.06	20.89	22.00
		15	0	21.23	21.14	20.81	22.00
	64QAM	1	0	21.13	21.23	21.28	22.00
		1	7	21.19	21.30	21.40	22.00
		1	14	21.54	21.27	21.10	22.00
		8	0	20.45	20.08	19.95	21.00
		8	4	20.11	20.34	20.01	21.00
		8	7	20.05	20.05	19.93	21.00
		15	0	20.24	20.38	20.06	21.00



Unless otherwise agreed in writing, this document is issued by the Company subject to its General Conditions of Service printed overleaf, available on request or accessible at <http://www.sgs.com/en/Terms-and-Conditions.aspx> and, for electronic format documents, subject to Terms and Conditions for Electronic Documents at <http://www.sgs.com/en/Terms-and-Conditions/Terms-e-Documents.aspx>. Attention is drawn to the limitation of liability, indemnification and jurisdiction issues defined therein. Any holder of this document is advised that information contained hereon reflects the Company's findings at the time of its intervention only and within the limits of Client's instructions, if any. The Company's sole responsibility is to its Client and this document does not exonerate parties to a transaction from exercising all their rights and obligations under the transaction documents. This document cannot be reproduced except in full, without prior written approval of the Company. Any unauthorized alteration, forgery or falsification of the content or appearance of this document is unlawful and offenders may be prosecuted to the fullest extent of the law. Unless otherwise stated the results shown in this test report refer only to the sample(s) tested and such sample(s) are retained for 30 days only.

Bandwidth	Modulation	RB size	RB offset	Channel	Channel	Channel	Tune up	
				26715	26865	27015		
5MHz	QPSK	1	0	22.59	22.56	22.49	24.00	
		1	13	22.85	23.19	22.95	24.00	
		1	24	23.01	23.25	23.00	24.00	
		12	0	21.98	22.18	21.94	23.00	
		12	6	21.96	22.09	21.95	23.00	
		12	13	21.97	22.20	21.94	23.00	
		25	0	22.00	22.16	22.04	23.00	
	16QAM	1	0	22.19	22.13	22.08	23.00	
		1	13	22.14	22.17	22.34	23.00	
		1	24	21.93	22.68	21.86	23.00	
		12	0	21.12	21.24	20.98	22.00	
		12	6	21.01	21.15	21.03	22.00	
		12	13	20.96	21.07	20.93	22.00	
		25	0	20.96	21.13	20.98	22.00	
	64QAM	1	0	21.21	21.32	21.09	22.00	
		1	13	21.22	21.39	21.34	22.00	
		1	24	21.28	21.32	21.53	22.00	
		12	0	20.12	20.42	20.37	21.00	
		12	6	20.20	19.92	20.43	21.00	
		12	13	20.00	20.38	20.45	21.00	
		25	0	20.11	20.16	20.35	21.00	
		25	0	20.11	20.16	20.35	21.00	
	Bandwidth	Modulation	RB size	RB offset	Channel	Channel	Channel	Tune up
					26750	26865	26990	
10MHz	QPSK	1	0	22.84	22.81	22.70	24.00	
		1	25	23.03	23.23	22.82	24.00	
		1	49	23.19	23.26	23.24	24.00	
		25	0	22.05	22.17	22.13	23.00	
		25	13	22.09	22.25	22.02	23.00	
		25	25	22.20	22.34	22.15	23.00	
		50	0	22.11	22.24	22.05	23.00	
	16QAM	1	0	22.17	22.26	22.24	23.00	
		1	25	22.08	22.26	22.11	23.00	
		1	49	22.14	22.19	22.40	23.00	
		25	0	21.04	21.22	21.21	22.00	
		25	13	21.09	21.24	21.02	22.00	
		25	25	21.14	21.24	21.10	22.00	
		50	0	21.17	21.22	21.14	22.00	
	64QAM	1	0	21.15	21.54	21.15	22.00	
		1	25	21.20	21.48	21.18	22.00	
		1	49	21.41	21.43	21.18	22.00	
		25	0	20.35	20.40	20.14	21.00	
		25	13	20.24	20.39	20.13	21.00	
		25	25	20.23	20.05	20.41	21.00	
		50	0	20.08	20.34	20.16	21.00	
		50	0	20.08	20.34	20.16	21.00	



Unless otherwise agreed in writing, this document is issued by the Company subject to its General Conditions of Service printed overleaf, available on request or accessible at <http://www.sgs.com/en/Terms-and-Conditions.aspx> and, for electronic format documents, subject to Terms and Conditions for Electronic Documents at <http://www.sgs.com/en/Terms-and-Conditions/Terms-e-Documents.aspx>. Attention is drawn to the limitation of liability, indemnification and jurisdiction issues defined therein. Any holder of this document is advised that information contained hereon reflects the Company's findings at the time of its intervention only and within the limits of Client's instructions, if any. The Company's sole responsibility is to its Client and this document does not exonerate parties to a transaction from exercising all their rights and obligations under the transaction documents. This document cannot be reproduced except in full, without prior written approval of the Company. Any unauthorized alteration, forgery or falsification of the content or appearance of this document is unlawful and offenders may be prosecuted to the fullest extent of the law. Unless otherwise stated the results shown in this test report refer only to the sample(s) tested and such sample(s) are retained for 30 days only.

Bandwidth	Modulation	RB size	RB offset	Channel	Channel	Channel	Tune up
				26775	26865	26965	
15MHz	QPSK	1	0	22.75	22.74	22.96	24.00
		1	38	23.01	23.11	23.00	24.00
		1	74	23.17	23.25	23.31	24.00
		36	0	22.17	22.33	22.35	23.00
		36	18	22.08	22.27	22.15	23.00
		36	39	22.00	22.16	22.14	23.00
		75	0	22.11	22.29	22.20	23.00
	16QAM	1	0	22.20	21.91	22.37	23.00
		1	38	22.01	22.30	22.53	23.00
		1	74	22.21	21.92	22.02	23.00
		36	0	21.38	21.22	21.53	22.00
		36	18	21.06	21.26	21.16	22.00
		36	39	20.94	21.07	20.85	22.00
		75	0	21.24	21.14	21.24	22.00
	64QAM	1	0	21.21	21.42	21.35	22.00
		1	38	21.48	21.53	21.55	22.00
		1	74	21.43	21.20	21.55	22.00
		36	0	20.24	20.34	20.40	21.00
		36	18	20.35	19.93	20.07	21.00
		36	39	20.36	20.35	20.00	21.00
		75	0	20.04	20.26	20.23	21.00

LTE Band 38 Receiver on				Conducted Power(dBm)			
Bandwidth	Modulation	RB size	RB offset	Channel	Channel	Channel	Tune up
				37775	38000	38225	
5MHz	QPSK	1	0	23.02	22.76	22.83	24.00
		1	13	22.88	22.77	22.74	24.00
		1	24	22.90	22.69	22.62	24.00
		12	0	22.05	21.98	21.98	23.00
		12	6	22.08	21.95	21.94	23.00
		12	13	22.09	21.86	21.87	23.00
		25	0	22.00	21.95	21.85	23.00
	16QAM	1	0	22.17	22.01	22.02	23.00
		1	13	22.08	22.00	21.95	23.00
		1	24	22.15	21.97	21.94	23.00
		12	0	21.06	20.87	20.87	22.00
		12	6	21.10	20.94	20.85	22.00
		12	13	21.12	20.94	20.88	22.00
		25	0	21.00	21.02	20.85	22.00
	64QAM	1	0	21.53	21.45	21.29	22.00
		1	13	21.43	21.28	21.23	22.00
		1	24	21.53	21.42	21.13	22.00
		12	0	20.23	20.27	20.25	21.00
		12	6	20.21	20.12	20.41	21.00
		12	13	20.43	20.17	20.06	21.00
		25	0	20.06	20.45	20.36	21.00



Unless otherwise agreed in writing, this document is issued by the Company subject to its General Conditions of Service printed overleaf, available on request or accessible at <http://www.sgs.com/en/Terms-and-Conditions.aspx> and, for electronic format documents, subject to Terms and Conditions for Electronic Documents at <http://www.sgs.com/en/Terms-and-Conditions/Terms-e-Documents.aspx>. Attention is drawn to the limitation of liability, indemnification and jurisdiction issues defined therein. Any holder of this document is advised that information contained hereon reflects the Company's findings at the time of its intervention only and within the limits of Client's instructions, if any. The Company's sole responsibility is to its Client and this document does not exonerate parties to a transaction from exercising all their rights and obligations under the transaction documents. This document cannot be reproduced except in full, without prior written approval of the Company. Any unauthorized alteration, forgery or falsification of the content or appearance of this document is unlawful and offenders may be prosecuted to the fullest extent of the law. Unless otherwise stated the results shown in this test report refer only to the sample(s) tested and such sample(s) are retained for 30 days only.

Bandwidth	Modulation	RB size	RB offset	Channel	Channel	Channel	Tune up	
				37800	38000	38200		
10MHz	QPSK	1	0	23.02	22.96	22.96	24.00	
		1	25	22.93	22.71	22.69	24.00	
		1	49	23.04	22.99	22.91	24.00	
		25	0	22.10	21.95	21.86	23.00	
		25	13	22.13	21.87	21.82	23.00	
		25	25	22.12	21.94	21.95	23.00	
		50	0	22.09	21.93	21.90	23.00	
	16QAM	1	0	22.33	22.16	22.15	23.00	
		1	25	22.09	21.92	21.96	23.00	
		1	49	22.02	22.20	21.97	23.00	
		25	0	21.04	20.89	20.92	22.00	
		25	13	20.98	20.91	20.96	22.00	
		25	25	20.90	20.89	21.01	22.00	
		50	0	21.10	20.88	21.05	22.00	
	64QAM	1	0	21.22	21.38	21.16	22.00	
		1	25	21.54	21.15	21.27	22.00	
		1	49	21.41	21.17	21.15	22.00	
		25	0	20.32	20.14	19.89	21.00	
		25	13	20.03	20.29	20.39	21.00	
		25	25	20.30	20.12	20.41	21.00	
		50	0	20.37	20.10	20.03	21.00	
	Bandwidth	Modulation	RB size	RB offset	Channel	Channel	Channel	Tune up
					37825	38000	38175	
	15MHz	QPSK	1	0	22.76	22.70	22.79	24.00
1			38	22.75	22.76	22.73	24.00	
1			74	22.84	22.77	22.75	24.00	
36			0	21.94	21.89	21.94	23.00	
36			18	21.90	21.97	21.96	23.00	
36			39	21.96	21.92	21.92	23.00	
75			0	21.92	21.86	21.89	23.00	
16QAM		1	0	21.98	21.98	21.94	23.00	
		1	38	22.03	21.98	21.89	23.00	
		1	74	22.03	22.12	21.82	23.00	
		36	0	20.95	20.86	20.83	22.00	
		36	18	20.93	20.96	20.96	22.00	
		36	39	20.90	21.03	20.96	22.00	
		75	0	20.89	21.00	20.96	22.00	
64QAM		1	0	21.13	21.09	21.21	22.00	
		1	38	21.16	21.19	20.99	22.00	
		1	74	21.02	21.00	21.10	22.00	
		36	0	20.01	20.17	20.12	21.00	
		36	18	20.05	20.20	20.05	21.00	
		36	39	20.25	20.02	20.09	21.00	
		75	0	20.25	20.23	20.24	21.00	



Unless otherwise agreed in writing, this document is issued by the Company subject to its General Conditions of Service printed overleaf, available on request or accessible at <http://www.sgs.com/en/Terms-and-Conditions.aspx> and, for electronic format documents, subject to Terms and Conditions for Electronic Documents at <http://www.sgs.com/en/Terms-and-Conditions/Terms-e-Documents.aspx>. Attention is drawn to the limitation of liability, indemnification and jurisdiction issues defined therein. Any holder of this document is advised that information contained hereon reflects the Company's findings at the time of its intervention only and within the limits of Client's instructions, if any. The Company's sole responsibility is to its Client and this document does not exonerate parties to a transaction from exercising all their rights and obligations under the transaction documents. This document cannot be reproduced except in full, without prior written approval of the Company. Any unauthorized alteration, forgery or falsification of the content or appearance of this document is unlawful and offenders may be prosecuted to the fullest extent of the law. Unless otherwise stated the results shown in this test report refer only to the sample(s) tested and such sample(s) are retained for 30 days only.

Bandwidth	Modulation	RB size	RB offset	Channel	Channel	Channel	Tune up
				37850	38000	38150	
20MHz	QPSK	1	0	22.94	22.98	23.10	24.00
		1	50	22.84	23.00	22.87	24.00
		1	99	22.91	23.03	22.91	24.00
		50	0	22.08	22.03	21.99	23.00
		50	25	22.18	22.05	22.03	23.00
		50	50	22.03	22.18	22.07	23.00
		100	0	22.08	21.95	22.01	23.00
	16QAM	1	0	22.30	22.14	22.17	23.00
		1	50	22.23	22.31	22.23	23.00
		1	99	22.22	22.23	22.02	23.00
		50	0	21.09	21.08	21.08	22.00
		50	25	21.18	21.02	21.13	22.00
		50	50	21.21	21.22	21.24	22.00
		100	0	21.07	21.16	21.03	22.00
	64QAM	1	0	21.00	21.24	21.12	22.00
		1	50	21.25	21.18	21.10	22.00
		1	99	21.24	21.12	20.99	22.00
		50	0	20.20	20.01	20.25	21.00
		50	25	20.24	20.07	20.09	21.00
		50	50	20.14	20.25	20.00	21.00
		100	0	20.20	20.05	20.06	21.00

LTE Band 38 Receiver off/Hotspot on				Conducted Power(dBm)			
Bandwidth	Modulation	RB size	RB offset	Channel	Channel	Channel	Tune up
				37775	38000	38225	
5MHz	QPSK	1	0	20.78	20.77	20.65	21.00
		1	13	20.90	20.75	20.76	21.00
		1	24	20.88	20.61	20.60	21.00
		12	0	20.66	20.65	20.64	21.00
		12	6	20.78	20.63	20.61	21.00
		12	13	20.78	20.53	20.62	21.00
		25	0	20.67	20.60	20.58	21.00
	16QAM	1	0	20.66	20.61	20.65	21.00
		1	13	20.74	20.72	20.71	21.00
		1	24	20.64	20.47	20.49	21.00
		12	0	20.64	20.84	20.81	21.00
		12	6	20.76	20.80	20.78	21.00
		12	13	20.84	20.40	20.47	21.00
		25	0	20.66	20.52	20.54	21.00
	64QAM	1	0	20.19	20.04	20.10	21.00
		1	13	20.15	20.14	20.09	21.00
		1	24	20.29	20.27	20.20	21.00
		12	0	20.29	20.05	20.05	21.00
		12	6	20.22	20.26	20.13	21.00
		12	13	20.29	20.28	20.26	21.00
		25	0	20.11	20.16	20.12	21.00



Unless otherwise agreed in writing, this document is issued by the Company subject to its General Conditions of Service printed overleaf, available on request or accessible at <http://www.sgs.com/en/Terms-and-Conditions.aspx> and, for electronic format documents, subject to Terms and Conditions for Electronic Documents at <http://www.sgs.com/en/Terms-and-Conditions/Terms-e-Documents.aspx>. Attention is drawn to the limitation of liability, indemnification and jurisdiction issues defined therein. Any holder of this document is advised that information contained hereon reflects the Company's findings at the time of its intervention only and within the limits of Client's instructions, if any. The Company's sole responsibility is to its Client and this document does not exonerate parties to a transaction from exercising all their rights and obligations under the transaction documents. This document cannot be reproduced except in full, without prior written approval of the Company. Any unauthorized alteration, forgery or falsification of the content or appearance of this document is unlawful and offenders may be prosecuted to the fullest extent of the law. Unless otherwise stated the results shown in this test report refer only to the sample(s) tested and such sample(s) are retained for 30 days only.

Bandwidth	Modulation	RB size	RB offset	Channel	Channel	Channel	Tune up	
				37800	38000	38200		
10MHz	QPSK	1	0	20.50	20.55	20.62	21.00	
		1	25	20.43	20.69	20.73	21.00	
		1	49	20.75	20.73	20.69	21.00	
		25	0	20.71	20.74	20.69	21.00	
		25	13	20.58	20.81	20.52	21.00	
		25	25	20.60	20.74	20.55	21.00	
		50	0	20.56	20.40	20.48	21.00	
	16QAM	1	0	20.70	20.62	20.73	21.00	
		1	25	20.74	20.58	20.66	21.00	
		1	49	20.73	20.63	20.65	21.00	
		25	0	20.64	20.45	20.47	21.00	
		25	13	20.70	20.50	20.61	21.00	
		25	25	20.64	20.59	20.64	21.00	
		50	0	20.64	20.65	20.61	21.00	
	64QAM	1	0	20.18	20.09	20.23	21.00	
		1	25	20.10	20.21	20.11	21.00	
		1	49	20.19	20.31	20.14	21.00	
		25	0	20.11	20.27	20.07	21.00	
		25	13	20.21	20.30	20.06	21.00	
		25	25	20.31	20.27	20.27	21.00	
		50	0	20.31	20.14	20.16	21.00	
		50	0	20.31	20.14	20.16	21.00	
	Bandwidth	Modulation	RB size	RB offset	Channel	Channel	Channel	Tune up
					37825	38000	38175	
15MHz	QPSK	1	0	20.55	20.63	20.53	21.00	
		1	38	20.42	20.65	20.65	21.00	
		1	74	20.78	20.83	20.80	21.00	
		36	0	20.85	20.69	20.70	21.00	
		36	18	20.81	20.75	20.75	21.00	
		36	39	20.64	20.69	20.56	21.00	
		75	0	20.44	20.41	20.49	21.00	
	16QAM	1	0	20.73	20.64	20.63	21.00	
		1	38	20.79	20.58	20.66	21.00	
		1	74	20.75	20.59	20.56	21.00	
		36	0	20.58	20.44	20.47	21.00	
		36	18	20.62	20.51	20.42	21.00	
		36	39	20.68	20.68	20.68	21.00	
		75	0	20.68	20.67	20.70	21.00	
	64QAM	1	0	20.19	20.20	20.26	21.00	
		1	38	20.04	20.08	20.19	21.00	
		1	74	20.11	20.28	20.22	21.00	
		36	0	20.20	20.04	20.12	21.00	
		36	18	20.25	20.29	20.05	21.00	
		36	39	20.18	20.21	20.30	21.00	
		75	0	20.14	20.05	20.09	21.00	
		75	0	20.14	20.05	20.09	21.00	



Unless otherwise agreed in writing, this document is issued by the Company subject to its General Conditions of Service printed overleaf, available on request or accessible at <http://www.sgs.com/en/Terms-and-Conditions.aspx> and, for electronic format documents, subject to Terms and Conditions for Electronic Documents at <http://www.sgs.com/en/Terms-and-Conditions/Terms-e-Documents.aspx>. Attention is drawn to the limitation of liability, indemnification and jurisdiction issues defined therein. Any holder of this document is advised that information contained hereon reflects the Company's findings at the time of its intervention only and within the limits of Client's instructions, if any. The Company's sole responsibility is to its Client and this document does not exonerate parties to a transaction from exercising all their rights and obligations under the transaction documents. This document cannot be reproduced except in full, without prior written approval of the Company. Any unauthorized alteration, forgery or falsification of the content or appearance of this document is unlawful and offenders may be prosecuted to the fullest extent of the law. Unless otherwise stated the results shown in this test report refer only to the sample(s) tested and such sample(s) are retained for 30 days only.

Bandwidth	Modulation	RB size	RB offset	Channel	Channel	Channel	Tune up
				37850	38000	38150	
20MHz	QPSK	1	0	20.62	20.73	20.68	21.00
		1	50	20.73	20.78	20.62	21.00
		1	99	20.74	20.79	20.56	21.00
		50	0	20.57	20.68	20.50	21.00
		50	25	20.63	20.72	20.75	21.00
		50	50	20.82	20.62	20.64	21.00
		100	0	20.75	20.54	20.61	21.00
	16QAM	1	0	20.64	20.53	20.44	21.00
		1	50	20.80	20.67	20.48	21.00
		1	99	20.56	20.62	20.66	21.00
		50	0	20.44	20.45	20.55	21.00
		50	25	20.75	20.60	20.71	21.00
		50	50	20.63	20.79	20.60	21.00
		100	0	20.51	20.72	20.57	21.00
	64QAM	1	0	20.04	20.10	20.22	21.00
		1	50	20.19	20.14	20.07	21.00
		1	99	20.12	20.25	20.06	21.00
		50	0	20.21	20.23	20.29	21.00
		50	25	20.16	20.28	20.29	21.00
		50	50	20.31	20.28	20.29	21.00
		100	0	20.15	20.17	20.04	21.00

LTE Band 41 Receiver on				Conducted Power(dBm)				
Bandwidth	Modulation	RB size	RB offset	Channel	Channel	Channel	Channel	Tune up
				40065	40448	40832	41215	
5MHz	QPSK	1	0	23.14	23.27	23.36	23.21	24.00
		1	13	23.21	23.23	23.13	23.14	24.00
		1	24	23.23	23.14	23.24	23.00	24.00
		12	0	22.22	22.22	22.15	22.14	23.00
		12	6	22.25	22.31	22.36	22.12	23.00
		12	13	22.34	22.18	22.13	22.10	23.00
		25	0	22.23	22.29	22.37	22.08	23.00
	16QAM	1	0	22.18	22.40	22.32	22.33	23.00
		1	13	22.31	22.34	22.42	22.25	23.00
		1	24	22.26	22.38	22.30	22.33	23.00
		12	0	21.26	21.32	21.38	21.12	22.00
		12	6	21.20	21.27	21.17	21.17	22.00
		12	13	21.24	21.23	21.30	21.22	22.00
		25	0	21.41	21.28	21.37	21.13	22.00
	64QAM	1	0	21.17	21.05	21.17	21.06	22.00
		1	13	21.25	21.13	21.22	21.00	22.00
		1	24	21.05	21.18	21.22	21.11	22.00
		12	0	20.23	20.07	20.03	20.24	21.00
		12	6	20.21	19.99	20.13	20.08	21.00
		12	13	20.00	20.14	20.17	20.07	21.00
		25	0	20.12	20.12	20.04	20.11	21.00



Unless otherwise agreed in writing, this document is issued by the Company subject to its General Conditions of Service printed overleaf, available on request or accessible at <http://www.sgs.com/en/Terms-and-Conditions.aspx> and, for electronic format documents, subject to Terms and Conditions for Electronic Documents at <http://www.sgs.com/en/Terms-and-Conditions/Terms-e-Documents.aspx>. Attention is drawn to the limitation of liability, indemnification and jurisdiction issues defined therein. Any holder of this document is advised that information contained hereon reflects the Company's findings at the time of its intervention only and within the limits of Client's instructions, if any. The Company's sole responsibility is to its Client and this document does not exonerate parties to a transaction from exercising all their rights and obligations under the transaction documents. This document cannot be reproduced except in full, without prior written approval of the Company. Any unauthorized alteration, forgery or falsification of the content or appearance of this document is unlawful and offenders may be prosecuted to the fullest extent of the law. Unless otherwise stated the results shown in this test report refer only to the sample(s) tested and such sample(s) are retained for 30 days only.

Bandwidth	Modulation	RB size	RB offset	Channel	Channel	Channel	Channel	Tune up	
				40090	40457	40823	41190		
10MHz	QPSK	1	0	23.08	23.31	23.22	23.29	24.00	
		1	25	23.22	23.16	23.07	23.03	24.00	
		1	49	23.19	23.26	23.33	23.33	24.00	
		25	0	22.20	22.19	22.10	22.19	23.00	
		25	13	22.21	22.28	22.21	22.18	23.00	
		25	25	22.20	22.33	22.25	22.20	23.00	
		50	0	22.32	22.32	22.42	22.21	23.00	
	16QAM	1	0	22.10	22.27	22.21	22.52	23.00	
		1	25	22.16	22.34	22.43	22.27	23.00	
		1	49	22.08	22.41	22.34	22.54	23.00	
		25	0	21.25	21.37	21.44	21.33	22.00	
		25	13	21.08	21.30	21.22	21.16	22.00	
		25	25	21.21	21.46	21.52	21.32	22.00	
		50	0	21.23	21.37	21.42	21.31	22.00	
	64QAM	1	0	20.99	21.11	21.08	21.00	22.00	
		1	25	21.01	21.10	21.04	21.04	22.00	
		1	49	21.10	21.14	21.09	21.25	22.00	
		25	0	20.23	20.00	20.14	20.17	21.00	
		25	13	20.01	20.20	20.04	20.05	21.00	
		25	25	20.24	20.11	20.18	20.15	21.00	
		50	0	20.11	20.12	20.00	20.20	21.00	
	Bandwidth	Modulation	RB size	RB offset	Channel	Channel	Channel	Channel	Tune up
					40115	40465	40815	41165	
	15MHz	QPSK	1	0	23.25	23.06	23.15	23.17	24.00
1			38	23.14	23.09	23.02	23.03	24.00	
1			74	23.12	23.10	23.21	23.01	24.00	
36			0	22.33	22.17	22.26	22.18	23.00	
36			18	22.16	22.22	22.30	22.22	23.00	
36			39	22.21	22.20	22.15	22.15	23.00	
75			0	22.29	22.10	22.20	22.01	23.00	
16QAM		1	0	22.32	22.26	22.16	22.25	23.00	
		1	38	22.27	22.17	22.28	22.35	23.00	
		1	74	22.31	22.24	22.16	22.30	23.00	
		36	0	21.13	21.09	21.14	21.01	22.00	
		36	18	21.28	21.08	21.00	21.11	22.00	
		36	39	21.35	21.15	21.22	21.20	22.00	
		75	0	21.20	21.15	21.22	21.11	22.00	
64QAM		1	0	21.01	21.06	21.24	21.06	22.00	
		1	38	21.12	21.15	21.14	21.22	22.00	
		1	74	21.22	21.16	21.17	21.18	22.00	
		36	0	20.15	20.21	20.12	20.12	21.00	
		36	18	19.99	20.16	20.04	20.01	21.00	
		36	39	20.11	20.03	20.22	20.08	21.00	
		75	0	20.04	20.18	20.20	20.10	21.00	



Unless otherwise agreed in writing, this document is issued by the Company subject to its General Conditions of Service printed overleaf, available on request or accessible at <http://www.sgs.com/en/Terms-and-Conditions.aspx> and, for electronic format documents, subject to Terms and Conditions for Electronic Documents at <http://www.sgs.com/en/Terms-and-Conditions/Terms-e-Documents.aspx>. Attention is drawn to the limitation of liability, indemnification and jurisdiction issues defined therein. Any holder of this document is advised that information contained hereon reflects the Company's findings at the time of its intervention only and within the limits of Client's instructions, if any. The Company's sole responsibility is to its Client and this document does not exonerate parties to a transaction from exercising all their rights and obligations under the transaction documents. This document cannot be reproduced except in full, without prior written approval of the Company. Any unauthorized alteration, forgery or falsification of the content or appearance of this document is unlawful and offenders may be prosecuted to the fullest extent of the law. Unless otherwise stated the results shown in this test report refer only to the sample(s) tested and such sample(s) are retained for 30 days only.

Bandwidth	Modulation	RB size	RB offset	Channel	Channel	Channel	Channel	Tune up
				40140	40473	40807	41140	
20MHz	QPSK	1	0	23.13	23.04	22.94	22.94	24.00
		1	50	23.12	23.01	22.92	22.92	24.00
		1	99	23.00	22.92	22.81	22.92	24.00
		50	0	22.20	22.06	22.00	21.96	23.00
		50	25	22.14	21.92	22.03	21.95	23.00
		50	50	22.17	21.90	21.84	22.00	23.00
		100	0	22.12	21.95	22.06	21.91	23.00
	16QAM	1	0	22.10	22.29	22.21	22.11	23.00
		1	50	22.10	22.16	22.21	22.16	23.00
		1	99	22.00	22.10	22.00	22.23	23.00
		50	0	21.23	20.97	20.91	20.86	22.00
		50	25	21.10	21.09	21.01	21.03	22.00
		50	50	21.06	21.00	20.95	21.03	22.00
		100	0	21.24	21.02	21.11	21.00	22.00
	64QAM	1	0	21.16	21.16	21.25	21.19	22.00
		1	50	21.21	21.10	21.05	21.16	22.00
		1	99	21.15	21.04	21.15	20.99	22.00
		50	0	20.13	20.08	20.19	20.09	21.00
		50	25	20.02	20.11	20.16	20.16	21.00
		50	50	20.15	20.16	20.13	20.06	21.00
		100	0	20.10	20.02	20.08	20.13	21.00

LTE Band 41 Receiver off/ Hotspot on				Conducted Power(dBm)				
Bandwidth	Modulation	RB size	RB offset	Channel	Channel	Channel	Channel	Tune up
				40065	40448	40832	41215	
5MHz	QPSK	1	0	20.50	20.75	20.85	20.66	21.50
		1	13	20.86	20.70	20.82	20.51	21.50
		1	24	20.81	20.80	20.71	20.43	21.50
		12	0	20.51	20.61	20.59	20.41	21.50
		12	6	20.50	20.61	20.59	20.40	21.50
		12	13	20.52	20.59	20.58	20.38	21.50
		25	0	20.71	20.80	20.49	20.50	21.50
	16QAM	1	0	20.00	20.17	20.05	20.01	21.50
		1	13	20.62	20.69	20.65	20.48	21.50
		1	24	20.48	20.53	20.49	20.34	21.50
		12	0	20.48	20.54	20.73	20.49	21.50
		12	6	20.57	20.75	20.60	20.39	21.50
		12	13	20.47	20.83	20.75	20.42	21.50
		25	0	20.59	20.68	20.51	20.46	21.50
	64QAM	1	0	20.43	20.26	20.33	20.44	21.50
		1	13	20.26	20.26	20.46	20.48	21.50
		1	24	20.30	20.41	20.30	20.34	21.50
		12	0	20.31	20.48	20.32	20.35	21.50
		12	6	20.40	20.32	20.34	20.44	21.50
		12	13	20.44	20.49	20.49	20.47	21.50
		25	0	20.26	20.37	20.31	20.50	21.50



Unless otherwise agreed in writing, this document is issued by the Company subject to its General Conditions of Service printed overleaf, available on request or accessible at <http://www.sgs.com/en/Terms-and-Conditions.aspx> and, for electronic format documents, subject to Terms and Conditions for Electronic Documents at <http://www.sgs.com/en/Terms-and-Conditions/Terms-e-Documents.aspx>. Attention is drawn to the limitation of liability, indemnification and jurisdiction issues defined therein. Any holder of this document is advised that information contained hereon reflects the Company's findings at the time of its intervention only and within the limits of Client's instructions, if any. The Company's sole responsibility is to its Client and this document does not exonerate parties to a transaction from exercising all their rights and obligations under the transaction documents. This document cannot be reproduced except in full, without prior written approval of the Company. Any unauthorized alteration, forgery or falsification of the content or appearance of this document is unlawful and offenders may be prosecuted to the fullest extent of the law. Unless otherwise stated the results shown in this test report refer only to the sample(s) tested and such sample(s) are retained for 30 days only.

Bandwidth	Modulation	RB size	RB offset	Channel	Channel	Channel	Channel	Tune up	
				40090	40457	40823	41190		
10MHz	QPSK	1	0	19.83	19.94	19.58	19.75	21.50	
		1	25	20.55	20.70	20.55	20.31	21.50	
		1	49	20.07	20.14	20.11	19.68	21.50	
		25	0	20.67	20.74	20.65	20.49	21.50	
		25	13	20.67	20.71	20.65	20.47	21.50	
		25	25	20.69	20.84	20.64	20.48	21.50	
	16QAM	50	0	20.59	20.70	20.40	20.33	21.50	
		1	0	20.42	20.24	20.28	20.15	21.50	
		1	25	20.52	20.49	20.48	20.34	21.50	
		1	49	20.15	20.00	19.98	19.75	21.50	
		25	0	20.59	20.60	20.53	20.33	21.50	
		25	13	20.62	20.56	20.46	20.32	21.50	
	64QAM	25	25	20.74	20.70	20.75	20.35	21.50	
		50	0	20.79	20.79	20.66	20.34	21.50	
		1	0	20.24	20.47	20.39	20.32	21.50	
		1	25	20.42	20.42	20.49	20.50	21.50	
		1	49	20.45	20.39	20.28	20.45	21.50	
		25	0	20.26	20.47	20.48	20.31	21.50	
	15MHz	QPSK	25	13	20.33	20.24	20.40	20.31	21.50
			25	25	20.34	20.32	20.48	20.37	21.50
			50	0	20.45	20.38	20.41	20.35	21.50
			1	0	20.44	20.15	20.24	20.36	21.50
			1	38	20.63	20.71	20.59	20.32	21.50
			1	74	20.06	20.24	20.09	20.19	21.50
16QAM		36	0	20.75	20.84	20.66	20.51	21.50	
		36	18	20.65	20.72	20.70	20.46	21.50	
		36	39	20.67	20.84	20.50	20.48	21.50	
		75	0	20.67	20.89	20.55	20.32	21.50	
		1	0	20.41	20.55	20.41	20.17	21.50	
		1	38	20.51	20.51	20.52	20.34	21.50	
64QAM	1	74	20.24	20.09	20.22	20.16	21.50		
	36	0	20.67	20.60	20.44	20.42	21.50		
	36	18	20.57	20.76	20.61	20.40	21.50		
	36	39	20.72	20.70	20.71	20.36	21.50		
	75	0	20.88	20.79	20.59	20.34	21.50		
	1	0	20.49	20.46	20.49	20.35	21.50		
64QAM	1	38	20.32	20.40	20.47	20.39	21.50		
	1	74	20.50	20.49	20.37	20.48	21.50		
	36	0	20.34	20.34	20.48	20.40	21.50		
	36	18	20.47	20.28	20.26	20.48	21.50		
	36	39	20.45	20.27	20.50	20.51	21.50		
	75	0	20.29	20.36	20.38	20.45	21.50		



Unless otherwise agreed in writing, this document is issued by the Company subject to its General Conditions of Service printed overleaf, available on request or accessible at <http://www.sgs.com/en/Terms-and-Conditions.aspx> and, for electronic format documents, subject to Terms and Conditions for Electronic Documents at <http://www.sgs.com/en/Terms-and-Conditions/Terms-e-Documents.aspx>. Attention is drawn to the limitation of liability, indemnification and jurisdiction issues defined therein. Any holder of this document is advised that information contained hereon reflects the Company's findings at the time of its intervention only and within the limits of Client's instructions, if any. The Company's sole responsibility is to its Client and this document does not exonerate parties to a transaction from exercising all their rights and obligations under the transaction documents. This document cannot be reproduced except in full, without prior written approval of the Company. Any unauthorized alteration, forgery or falsification of the content or appearance of this document is unlawful and offenders may be prosecuted to the fullest extent of the law. Unless otherwise stated the results shown in this test report refer only to the sample(s) tested and such sample(s) are retained for 30 days only.

Bandwidth	Modulation	RB size	RB offset	Channel	Channel	Channel	Channel	Tune up
				40140	40473	40807	41140	
20MHz	QPSK	1	0	20.57	20.66	20.55	20.54	21.50
		1	50	20.80	20.81	20.62	20.52	21.50
		1	99	20.02	20.07	20.11	20.04	21.50
		50	0	20.61	20.65	20.55	20.65	21.50
		50	25	20.63	20.77	20.67	20.57	21.50
		50	50	20.50	20.46	20.49	20.40	21.50
		100	0	20.50	20.59	20.42	20.52	21.50
	16QAM	1	0	20.52	20.17	20.03	20.55	21.50
		1	50	20.53	20.55	20.58	20.46	21.50
		1	99	20.06	20.11	20.10	19.99	21.50
		50	0	20.63	20.48	20.74	20.73	21.50
		50	25	20.57	20.78	20.53	20.73	21.50
		50	50	20.53	20.39	20.54	20.45	21.50
		100	0	20.59	20.44	20.59	20.57	21.50
	64QAM	1	0	20.39	20.39	20.47	20.24	21.50
		1	50	20.50	20.34	20.26	20.38	21.50
		1	99	20.34	20.33	20.40	20.25	21.50
		50	0	20.38	20.28	20.35	20.28	21.50
		50	25	20.45	20.26	20.50	20.43	21.50
		50	50	20.30	20.33	20.30	20.24	21.50
		100	0	20.48	20.28	20.27	20.42	21.50

Table 13: Conducted Power of LTE



Unless otherwise agreed in writing, this document is issued by the Company subject to its General Conditions of Service printed overleaf, available on request or accessible at <http://www.sgs.com/en/Terms-and-Conditions.aspx> and, for electronic format documents, subject to Terms and Conditions for Electronic Documents at <http://www.sgs.com/en/Terms-and-Conditions/Terms-e-Documents.aspx>. Attention is drawn to the limitation of liability, indemnification and jurisdiction issues defined therein. Any holder of this document is advised that information contained hereon reflects the Company's findings at the time of its intervention only and within the limits of Client's instructions, if any. The Company's sole responsibility is to its Client and this document does not exonerate parties to a transaction from exercising all their rights and obligations under the transaction documents. This document cannot be reproduced except in full, without prior written approval of the Company. Any unauthorized alteration, forgery or falsification of the content or appearance of this document is unlawful and offenders may be prosecuted to the fullest extent of the law. Unless otherwise stated the results shown in this test report refer only to the sample(s) tested and such sample(s) are retained for 30 days only.

Attention: To check the authenticity of testing /inspection report & certificate, please contact us at telephone: (86-755) 8307 1443, or email: CN.Doccheck@sgs.com
No.1 Workshop, M-10, Middle Section, Science & Technology Park, Shenzhen, China 518057 t (86-755) 26012053 f (86-755) 26710594 www.sgs.com.cn
中国·深圳·科技园中区M-10栋一号厂房 邮编: 518057 f (86-755) 26012053 f (86-755) 26710594 sgs.china@sgs.com

8.1.2 Conducted Power of WIFI and BT

WiFi 2.4G Receiver off						
Mode	Channel	Frequency(MHz)	Data Rate(Mbps)	Tune up	Average Power (dBm)	SAR Test
802.11b	1	2412	1	19.50	17.84	Yes
	6	2437		19.50	17.78	Yes
	11	2462		19.50	18.05	Yes
802.11g	1	2412	6	18.50	15.92	No
	6	2437		18.50	15.94	No
	11	2462		18.50	16.29	No
802.11n HT20	1	2412	6.5	18.50	14.83	No
	6	2437		18.50	14.78	No
	11	2462		18.50	15.11	No

WiFi 2.4G Receiver on						
Mode	Channel	Frequency(MHz)	Data Rate(Mbps)	Tune up	Average Power (dBm)	SAR Test
802.11b	1	2412	1	17.50	15.91	Yes
	6	2437		17.50	15.70	Yes
	11	2462		17.50	16.26	Yes
802.11g	1	2412	6	16.50	13.73	No
	6	2437		16.50	13.91	No
	11	2462		16.50	14.33	No
802.11n HT20	1	2412	6.5	16.50	12.28	No
	6	2437		16.50	12.46	No
	11	2462		16.50	13.06	No

Table 14: Conducted Power of WiFi

Note:

- a) Power must be measured at each transmit antenna port according to the DSSS and OFDM transmission configurations in each standalone and aggregated frequency band.
- b) Power measurement is required for the transmission mode configuration with the highest maximum output power specified for production units.
 - 1) When the same highest maximum output power specification applies to multiple transmission modes, the largest channel bandwidth configuration with the lowest order modulation and lowest data rate is measured.
 - 2) When the same highest maximum output power is specified for multiple largest channel bandwidth configurations with the same lowest order modulation or lowest order modulation and lowest data rate, power measurement is required for all equivalent 802.11 configurations with the same maximum output power.
- c) For each transmission mode configuration, power must be measured for the highest and lowest channels; and at the mid-band channel(s) when there are at least 3 channels. For configurations with multiple mid-band channels, due to an even number of channels, both channels should be measured.



Unless otherwise agreed in writing, this document is issued by the Company subject to its General Conditions of Service printed overleaf, available on request or accessible at <http://www.sgs.com/en/Terms-and-Conditions.aspx> and, for electronic format documents, subject to Terms and Conditions for Electronic Documents at <http://www.sgs.com/en/Terms-and-Conditions/Terms-e-Documents.aspx>. Attention is drawn to the limitation of liability, indemnification and jurisdiction issues defined therein. Any holder of this document is advised that information contained hereon reflects the Company's findings at the time of its intervention only and within the limits of Client's instructions, if any. The Company's sole responsibility is to its Client and this document does not exonerate parties to a transaction from exercising all their rights and obligations under the transaction documents. This document cannot be reproduced except in full, without prior written approval of the Company. Any unauthorized alteration, forgery or falsification of the content or appearance of this document is unlawful and offenders may be prosecuted to the fullest extent of the law. Unless otherwise stated the results shown in this test report refer only to the sample(s) tested and such sample(s) are retained for 30 days only.

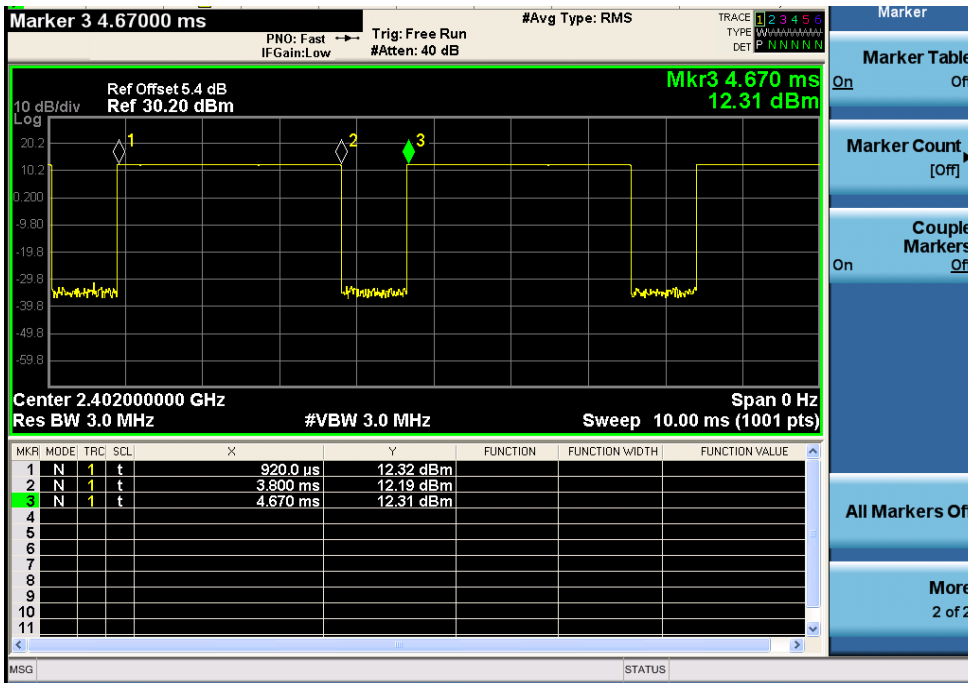
BT			Tune up (dBm)	Average Conducted Power(dBm)
Modulation	Channel	Frequency(MHz)		
GFSK	0	2402	11.00	9.95
	39	2441	11.00	9.90
	78	2480	11.00	9.89
π/4DQPSK	0	2402	9.00	7.01
	39	2441	9.00	7.07
	78	2480	9.00	7.03
8DPSK	0	2402	9.00	7.49
	39	2441	9.00	7.75
	78	2480	9.00	7.68

BLE			Tune up (dBm)	Average Conducted Power(dBm)
Modulation	Channel	Frequency(MHz)		
GFSK	0	2402	7.00	5.17
	19	2440	7.00	5.38
	39	2480	7.00	5.22

Table 15: Conducted Power of BT

Bluetooth DH5(GFSK):

Duty cycle=(3800-920)/(4670-920)=76.8%



Unless otherwise agreed in writing, this document is issued by the Company subject to its General Conditions of Service printed overleaf, available on request or accessible at <http://www.sgs.com/en/Terms-and-Conditions.aspx> and, for electronic format documents, subject to Terms and Conditions for Electronic Documents at <http://www.sgs.com/en/Terms-and-Conditions/Terms-e-Documents.aspx>. Attention is drawn to the limitation of liability, indemnification and jurisdiction issues defined therein. Any holder of this document is advised that information contained hereon reflects the Company's findings at the time of its intervention only and within the limits of Client's instructions, if any. The Company's sole responsibility is to its Client and this document does not exonerate parties to a transaction from exercising all their rights and obligations under the transaction documents. This document cannot be reproduced except in full, without prior written approval of the Company. Any unauthorized alteration, forgery or falsification of the content or appearance of this document is unlawful and offenders may be prosecuted to the fullest extent of the law. Unless otherwise stated the results shown in this test report refer only to the sample(s) tested and such sample(s) are retained for 30 days only.

8.2 Stand-alone SAR test evaluation

Unless specifically required by the published RF exposure KDB procedures, standalone 1-g head or body and Product specific 10g SAR evaluation for general population exposure conditions, by measurement or numerical simulation, is not required when the corresponding SAR Test Exclusion Threshold condition is satisfied. These test exclusion conditions are based on source-based time-averaged maximum conducted output power of the RF channel requiring evaluation, adjusted for tune-up tolerance, and the minimum test separation distance required for the exposure conditions.

Freq. Band	Frequency (GHz)	Position	Average Power		Test Separation (mm)	Calculate Value	Exclusion Threshold	Exclusion (Yes/No)
			dBm	mW				
Wi-Fi	2.462	Head	17.50	56.23	5	17.6	3	No
		Body-worn	19.50	89.13	5	28.0	3	No
		hotspot	19.50	89.13	5	28.0	3	No
Bluetooth	2.48	Head	11.00	12.59	5	4.0	3	No
		Body-worn	11.00	12.59	5	4.0	3	No
		hotspot	11.00	12.59	5	4.0	3	No

The 1-g and 10-g SAR test exclusion thresholds for 100 MHz to 6 GHz at test separation distances ≤ 50 mm are determined by:

$[(\text{max. power of channel, including tune-up tolerance, mW}) / (\text{min. test separation distance, mm})] \cdot [\sqrt{f(\text{GHz})}] \leq 3.0$

for 1-g SAR and ≤ 7.5 for 10-g extremity SAR, where

- $f(\text{GHz})$ is the RF channel transmit frequency in GHz
- Power and distance are rounded to the nearest mW and mm before calculation
- The result is rounded to one decimal place for comparison

The test exclusions are applicable only when the minimum test separation distance is ≤ 50 mm and for transmission frequencies between 100 MHz and 6 GHz. When the minimum test separation distance is < 5 mm, a distance of 5 mm is applied to determine SAR test exclusion.



Unless otherwise agreed in writing, this document is issued by the Company subject to its General Conditions of Service printed overleaf, available on request or accessible at <http://www.sgs.com/en/Terms-and-Conditions.aspx> and, for electronic format documents, subject to Terms and Conditions for Electronic Documents at <http://www.sgs.com/en/Terms-and-Conditions/Terms-e-Documents.aspx>. Attention is drawn to the limitation of liability, indemnification and jurisdiction issues defined therein. Any holder of this document is advised that information contained hereon reflects the Company's findings at the time of its intervention only and within the limits of Client's instructions, if any. The Company's sole responsibility is to its Client and this document does not exonerate parties to a transaction from exercising all their rights and obligations under the transaction documents. This document cannot be reproduced except in full, without prior written approval of the Company. Any unauthorized alteration, forgery or falsification of the content or appearance of this document is unlawful and offenders may be prosecuted to the fullest extent of the law. Unless otherwise stated the results shown in this test report refer only to the sample(s) tested and such sample(s) are retained for 30 days only.

Attention: To check the authenticity of testing /inspection report & certificate, please contact us at telephone: (86-755) 8307 1443, or email: CN.Doccheck@sgs.com
No.1 Workshop, M-10, Middle Section, Science & Technology Park, Shenzhen, China 518057 t (86-755) 26012053 f (86-755) 26710594 www.sgs.com.cn
中国·深圳·科技园中区M-10栋一号厂房 邮编: 518057 t (86-755) 26012053 f (86-755) 26710594 sgs.china@sgs.com

8.3 Measurement of SAR Data

8.3.1 SAR Result of GSM850

Test position	Test mode	Test Ch./Freq.	Duty Cycle	SAR (W/kg)1-g	Power Drift(dB)	Conducted Power(dBm)	Tune up Limit(dBm)	Scaled factor	Scaled SAR(W/kg)	Liquid Temp
Head Test data										
Left cheek	GSM	190/836.6	1:8.3	0.287	-0.03	33.03	33.50	1.114	0.320	22.1
Left tilted	GSM	190/836.6	1:8.3	0.156	0.13	33.03	33.50	1.114	0.174	22.1
Right cheek	GSM	190/836.6	1:8.3	0.290	0.09	33.03	33.50	1.114	0.323	22.1
Right tilted	GSM	190/836.6	1:8.3	0.162	0.07	33.03	33.50	1.114	0.181	22.1
Head Test Data at the worst case with Battery 2#										
Right cheek	GSM	190/836.6	1:8.3	0.284	0.03	33.03	33.50	1.114	0.316	22.1
Body worn Test data(Separate 5mm)										
Front side	GSM	190/836.6	1:8.3	0.597	0.11	33.03	33.50	1.114	0.665	22.1
Back side	GSM	190/836.6	1:8.3	0.937	0.01	33.03	33.50	1.114	1.044	22.1
Back side	GSM	128/824.2	1:8.3	0.913	0.05	32.98	33.50	1.127	1.029	22.1
Back side	GSM	251/848.8	1:8.3	0.917	0.2	32.99	33.50	1.125	1.031	22.1
Body worn Test data(Separate 5mm) at the worst case with Battery 2#										
Back side	GSM	190/836.6	1:8.3	0.902	0.08	33.03	33.50	1.114	1.005	22.1
Hotspot Test data(Separate 5mm)										
Front side	GPRS 2TS	190/836.6	1:4.15	0.449	-0.07	31.10	32.00	1.230	0.552	22.1
Back side	GPRS 2TS	190/836.6	1:4.15	1.060	0.00	31.10	32.00	1.230	1.304	22.1
Back side-repeated	GPRS 2TS	190/836.6	1:4.15	1.030	-0.05	31.10	32.00	1.230	1.267	22.1
Left side	GPRS 2TS	190/836.6	1:4.15	0.378	-0.06	31.10	32.00	1.230	0.465	22.1
Right side	GPRS 2TS	190/836.6	1:4.15	0.378	-0.15	31.10	32.00	1.230	0.465	22.1
Bottom side	GPRS 2TS	190/836.6	1:4.15	0.142	-0.08	31.10	32.00	1.230	0.175	22.1
Back side	GPRS 2TS	128/824.2	1:4.15	0.898	-0.02	31.03	32.00	1.250	1.123	22.1
Back side	GPRS 2TS	251/848.8	1:4.15	1.000	0.01	31.08	32.00	1.236	1.236	22.1
Hotspot Test data(Separate 5mm) at the worst case with Battery 2#										
Back side	GPRS 2TS	190/836.6	1:4.15	0.998	-0.15	31.10	32.00	1.230	1.228	22.1
Test position	Test mode	Test Ch./Freq.	Duty Cycle	SAR (W/kg)10-g	Power Drift(dB)	Conducted Power(dBm)	Tune up Limit(dBm)	Scaled factor	Scaled SAR(W/kg)	Liquid Temp
Product specific 10g SAR Test data(Separate 0mm)										
Back side	GPRS 2TS	190/836.6	1:4.15	1.920	0.01	30.89	32.50	1.449	2.782	22.1
Product specific 10g SAR Test data(Separate 0mm) at the worst case with Battery 2#										
Back side	GPRS 2TS	190/836.6	1:4.15	1.890	0.05	30.89	32.50	1.449	2.738	22.1

Table 16: SAR of GSM850 for Head and Body.

Note:

- The maximum Scaled SAR value is marked in bold. Graph results refer to Appendix B.
- Per KDB447498 D01, testing of other required channels within the operating mode of a frequency band is not required when the reported 1-g or 10-g SAR for the mid-band or highest output power channel is:
 - ≤ 0.8W/kg for 1-g or 2.0W/kg for 10-g respectively, when the transmission band is ≤ 100MHz.
 - ≤ 0.6 W/kg or 1.5 W/kg, for 1-g or 10-g respectively, when the transmission band is between 100 MHz and 200 MHz.
 - ≤ 0.4 W/kg or 1.0 W/kg, for 1-g or 10-g respectively, when the transmission band is ≥ 200 MHz.



Unless otherwise agreed in writing, this document is issued by the Company subject to its General Conditions of Service printed overleaf, available on request or accessible at <http://www.sgs.com/en/Terms-and-Conditions.aspx> and, for electronic format documents, subject to Terms and Conditions for Electronic Documents at <http://www.sgs.com/en/Terms-and-Conditions/Terms-e-Documents.aspx>. Attention is drawn to the limitation of liability, indemnification and jurisdiction issues defined therein. Any holder of this document is advised that information contained hereon reflects the Company's findings at the time of its intervention only and within the limits of Client's instructions, if any. The Company's sole responsibility is to its Client and this document does not exonerate parties to a transaction from exercising all their rights and obligations under the transaction documents. This document cannot be reproduced except in full, without prior written approval of the Company. Any unauthorized alteration, forgery or falsification of the content or appearance of this document is unlawful and offenders may be prosecuted to the fullest extent of the law. Unless otherwise stated the results shown in this test report refer only to the sample(s) tested and such sample(s) are retained for 30 days only.

Test Position	Channel/ Frequency	Measured SAR (1g)	1 st Repeated	Ratio	2 nd Repeated	3 rd Repeated
	(MHz)		SAR (1g)		SAR (1g)	SAR (1g)
Back side	190/836.6	1.060	1.030	1.029	N/A	N/A

Note: 1) When the original highest measured SAR is ≥ 0.80 W/kg, the measurement was repeated once.
 2) A second repeated measurement was performed only if the ratio of largest to smallest SAR for the original and first repeated measurements was > 1.20 or when the original or repeated measurement was ≥ 1.45 W/kg (~ 10% from the 1-g SAR limit).
 3) A third repeated measurement was performed only if the original, first or second repeated measurement was ≥ 1.5 W/kg and the ratio of largest to smallest SAR for the original, first and second repeated measurements is > 1.20 .
 4) Repeated measurements are not required when the original highest measured SAR is < 0.80 W/kg

Table 17: SAR Measurement Variability Results.



Unless otherwise agreed in writing, this document is issued by the Company subject to its General Conditions of Service printed overleaf, available on request or accessible at <http://www.sgs.com/en/Terms-and-Conditions.aspx> and, for electronic format documents, subject to Terms and Conditions for Electronic Documents at <http://www.sgs.com/en/Terms-and-Conditions/Terms-e-Documents.aspx>. Attention is drawn to the limitation of liability, indemnification and jurisdiction issues defined therein. Any holder of this document is advised that information contained hereon reflects the Company's findings at the time of its intervention only and within the limits of Client's instructions, if any. The Company's sole responsibility is to its Client and this document does not exonerate parties to a transaction from exercising all their rights and obligations under the transaction documents. This document cannot be reproduced except in full, without prior written approval of the Company. Any unauthorized alteration, forgery or falsification of the content or appearance of this document is unlawful and offenders may be prosecuted to the fullest extent of the law. Unless otherwise stated the results shown in this test report refer only to the sample(s) tested and such sample(s) are retained for 30 days only.

Attention: To check the authenticity of testing /inspection report & certificate, please contact us at telephone: (86-755) 8307 1443, or email: CN.Doccheck@sgs.com
 No.1 Workshop, M-10, Middle Section, Science & Technology Park, Shenzhen, China 518057 t (86-755) 26012053 f (86-755) 26710594 www.ssgroup.com.cn
 中国·深圳·科技园中区M-10栋一号厂房 邮编: 518057 t (86-755) 26012053 f (86-755) 26710594 sgs.china@sgs.com

8.3.2 SAR Result of GSM1900

Test position	Test mode	Test Ch./Freq.	Duty Cycle	SAR (W/kg)1-g	Power Drift(dB)	Conducted Power(dBm)	Tune up Limit(dBm)	Scaled factor	Scaled SAR(W/kg)	Liquid Temp
Head Test data										
Left cheek	GSM	661/1880	1:8.3	0.106	0.02	30.11	30.50	1.094	0.116	22.3
Left tilted	GSM	661/1880	1:8.3	0.068	0.10	30.11	30.50	1.094	0.075	22.3
Right cheek	GSM	661/1880	1:8.3	0.089	-0.15	30.11	30.50	1.094	0.097	22.3
Right tilted	GSM	661/1880	1:8.3	0.059	0.12	30.11	30.50	1.094	0.064	22.3
Head Test Data at the worst case with Battery 2#										
Left cheek	GSM	661/1880	1:8.3	0.101	0.06	30.11	30.50	1.094	0.110	22.3
Body worn Test data(Separate 5mm)										
Front side	GSM	661/1880	1:8.3	0.451	0.10	29.13	29.50	1.089	0.491	22.3
Back side	GSM	661/1880	1:8.3	0.901	-0.17	29.13	29.50	1.089	0.981	22.3
Back side	GSM	512/1850.2	1:8.3	0.987	-0.08	29.04	29.50	1.112	1.097	22.3
Back side	GSM	810/1909.8	1:8.3	0.669	-0.15	29.31	29.50	1.045	0.699	22.3
Body worn Test data(Separate 5mm) at the worst case with Battery 2#										
Back side	GSM	512/1850.2	1:8.3	0.967	-0.08	29.04	29.50	1.112	1.075	22.3
Hotspot Test data(Separate 5mm)										
Front side	GPRS 4TS	661/1880	1:2.075	0.549	0.06	23.82	24.50	1.169	0.642	22.3
Back side	GPRS 4TS	661/1880	1:2.075	0.888	-0.02	23.82	24.50	1.169	1.039	22.3
Left side	GPRS 4TS	661/1880	1:2.075	0.255	-0.03	23.82	24.50	1.169	0.298	22.3
Right side	GPRS 4TS	661/1880	1:2.075	0.072	0.05	23.82	24.50	1.169	0.084	22.3
Bottom side	GPRS 4TS	661/1880	1:2.075	0.860	-0.16	23.82	24.50	1.169	1.006	22.3
Bottom side	GPRS 4TS	512/1850.2	1:2.075	0.845	0.05	23.87	24.50	1.156	0.977	22.3
Bottom side	GPRS 4TS	810/1909.8	1:2.075	0.900	-0.17	23.95	24.50	1.135	1.022	22.3
Back side	GPRS 4TS	512/1850.2	1:2.075	1.130	0.12	23.87	24.50	1.156	1.306	22.3
Back side-repeated	GPRS 4TS	512/1850.2	1:2.075	0.999	0.09	23.87	24.50	1.156	1.155	22.3
Back side	GPRS 4TS	810/1909.8	1:2.075	0.699	-0.04	23.95	24.50	1.135	0.793	22.3
Hotspot Test data(Separate 5mm) at the worst case with Battery 2#										
Back side	GPRS 4TS	512/1850.2	1:2.075	1.050	0.09	23.87	24.50	1.156	1.214	22.3
Test position	Test mode	Test Ch./Freq.	Duty Cycle	SAR (W/kg)10-g	Power Drift(dB)	Conducted Power(dBm)	Tune up Limit(dBm)	Scaled factor	Scaled SAR(W/kg)	Liquid Temp
Product specific 10g SAR Test data(Separate 0mm)										
Back side	GPRS 4TS	512/1850.2	1:2.075	1.780	0.04	25.63	26.50	1.222	2.175	22.3
Back side	GPRS 4TS	661/1880	1:2.075	1.610	0.06	25.28	26.50	1.324	2.132	22.3
Back side	GPRS 4TS	810/1909.8	1:2.075	1.440	-0.15	25.23	26.50	1.340	1.929	25.23
Bottom side	GPRS 4TS	512/1850.2	1:2.075	1.340	0.01	25.63	26.50	1.222	1.637	22.3
Product specific 10g SAR Test data(Separate 0mm) at the worst case with Battery 2#										
Back side	GPRS 4TS	512/1850.2	1:2.075	1.720	0.11	25.63	26.50	1.222	2.101	22.3

Table 18: SAR of GSM1900 for Head and Body.

Note:

- The maximum Scaled SAR value is marked in bold. Graph results refer to Appendix B.
- Per KDB447498 D01, testing of other required channels within the operating mode of a telephone is not required when the reported 1-g or 10-g SAR for the mid-band or highest output power channel is:
 - ≤ 0.8W/kg for 1-g or 2.0W/kg for 10-g respectively, when the transmission band is ≤ 100MHz.
 - ≤ 0.6 W/kg or 1.5 W/kg, for 1-g or 10-g respectively, when the transmission band is between 100 MHz and 200 MHz.
 - ≤ 0.4 W/kg or 1.0 W/kg, for 1-g or 10-g respectively, when the transmission band is ≥ 200 MHz.



Unless otherwise agreed in writing, this document is issued by the Company subject to its General Conditions of Service printed overleaf, available on request or accessible at <http://www.sgs.com/en/Terms-and-Conditions.aspx> and, for electronic format documents, subject to Terms and Conditions for Electronic Documents at <http://www.sgs.com/en/Terms-and-Conditions/Terms-e-Documents.aspx>. Attention is drawn to the limitation of liability, indemnification and jurisdiction issues defined therein. Any holder of this document is advised that information contained hereon reflects the Company's findings at the time of its intervention only and within the limits of Client's instructions, if any. The Company's sole responsibility is to its Client and this document does not exonerate parties to a transaction from exercising all their rights and obligations under the transaction documents. This document cannot be reproduced except in full, without prior written approval of the Company. Any unauthorized alteration, forgery or falsification of the content or appearance of this document is unlawful and offenders may be prosecuted to the fullest extent of the law. Unless otherwise stated the results shown in this test report refer only to the sample(s) tested and such sample(s) are retained for 30 days only.

Test Position	Channel/ Frequency	Measured SAR (1g)	1 st Repeated	Ratio	2 nd Repeated	3 rd Repeated
	(MHz)		SAR (1g)		SAR (1g)	SAR (1g)
Back side	512/1850.2	1.130	0.999	1.131	N/A	N/A

Note: 1) When the original highest measured SAR is ≥ 0.80 W/kg, the measurement was repeated once.
2) A second repeated measurement was performed only if the ratio of largest to smallest SAR for the original and first repeated measurements was > 1.20 or when the original or repeated measurement was ≥ 1.45 W/kg (~ 10% from the 1-g SAR limit).
3) A third repeated measurement was performed only if the original, first or second repeated measurement was ≥ 1.5 W/kg and the ratio of largest to smallest SAR for the original, first and second repeated measurements is > 1.20 .
4) Repeated measurements are not required when the original highest measured SAR is < 0.80 W/kg

Table 19: SAR Measurement Variability Results.



Unless otherwise agreed in writing, this document is issued by the Company subject to its General Conditions of Service printed overleaf, available on request or accessible at <http://www.sgs.com/en/Terms-and-Conditions.aspx> and, for electronic format documents, subject to Terms and Conditions for Electronic Documents at <http://www.sgs.com/en/Terms-and-Conditions/Terms-e-Documents.aspx>. Attention is drawn to the limitation of liability, indemnification and jurisdiction issues defined therein. Any holder of this document is advised that information contained hereon reflects the Company's findings at the time of its intervention only and within the limits of Client's instructions, if any. The Company's sole responsibility is to its Client and this document does not exonerate parties to a transaction from exercising all their rights and obligations under the transaction documents. This document cannot be reproduced except in full, without prior written approval of the Company. Any unauthorized alteration, forgery or falsification of the content or appearance of this document is unlawful and offenders may be prosecuted to the fullest extent of the law. Unless otherwise stated the results shown in this test report refer only to the sample(s) tested and such sample(s) are retained for 30 days only.

Attention: To check the authenticity of testing /inspection report & certificate, please contact us at telephone: (86-755) 8307 1443, or email: CN.Doccheck@sgs.com
No.1 Workshop, M-10, Middle Section, Science & Technology Park, Shenzhen, China 518057 t (86-755) 26012053 f (86-755) 26710594 www.ssgsgroup.com.cn
中国·深圳·科技园中区M-10栋一号厂房 邮编: 518057 f (86-755) 26012053 f (86-755) 26710594 sgs.china@sgs.com

8.3.3 SAR Result of WCDMA Band II

Test position	Test mode	Test Ch./Freq.	Duty Cycle	SAR (W/kg)1-g	Power Drift(dB)	Conducted Power(dBm)	Tune up Limit(dBm)	Scaled factor	Scaled SAR(W/kg)	Liquid Temp
Head Test data										
Left cheek	RMC	9400/1880	1:1	0.267	0.04	23.26	24.00	1.186	0.317	22.3
Left tilted	RMC	9400/1880	1:1	0.211	-0.14	23.26	24.00	1.186	0.250	22.3
Right cheek	RMC	9400/1880	1:1	0.239	-0.02	23.26	24.00	1.186	0.283	22.3
Right tilted	RMC	9400/1880	1:1	0.141	0.14	23.26	24.00	1.186	0.167	22.3
Head Test Data at the worst case with Battery 2#										
Right cheek	RMC	9400/1880	1:1	0.254	0.03	23.26	24.00	1.186	0.301	22.3
Body Worn Test data(Separate 5mm)										
Front side	RMC	9400/1880	1:1	0.690	0.14	18.54	19.50	1.247	0.861	22.3
Back side	RMC	9400/1880	1:1	1.050	0.04	18.54	19.50	1.247	1.310	22.3
Back side	RMC	9262/1852.4	1:1	1.080	0.07	18.49	19.50	1.262	1.363	22.3
Back side	RMC	9538/1907.6	1:1	0.971	0.12	18.52	19.50	1.253	1.217	22.3
Back side-repeated	RMC	9262/1852.4	1:1	0.994	0.02	18.49	19.50	1.262	1.254	22.3
Back side with headset1	RMC	9262/1852.4	1:1	1.020	-0.01	18.49	19.50	1.262	1.287	22.3
Back side with headset2	RMC	9262/1852.4	1:1	0.984	-0.06	18.49	19.50	1.262	1.242	22.3
Body worn Test data(Separate 5mm) at the worst case with Battery 2#										
Back side	RMC	9262/1852.4	1:1	1.010	0.02	18.49	19.50	1.262	1.274	22.3
Hotspot Test data(Separate 5mm)										
Front side	RMC	9400/1880	1:1	0.418	0.02	17.79	18.50	1.178	0.492	22.3
Back side	RMC	9400/1880	1:1	0.618	0.03	17.79	18.50	1.178	0.728	22.3
Left side	RMC	9400/1880	1:1	0.153	0.08	17.79	18.50	1.178	0.180	22.3
Right side	RMC	9400/1880	1:1	0.053	0.03	17.79	18.50	1.178	0.062	22.3
Bottom side	RMC	9400/1880	1:1	0.620	-0.01	17.79	18.50	1.178	0.730	22.3
Bottom side	RMC	9262/1852.4	1:1	0.861	-0.12	17.71	18.50	1.199	1.033	22.3
Bottom side	RMC	9538/1907.6	1:1	0.509	-0.11	17.65	18.50	1.216	0.619	22.3
Hotspot Test data(Separate 5mm) at the worst case with Battery 2#										
Bottom side	RMC	9262/1852.4	1:1	0.841	0.06	17.71	18.50	1.199	1.009	22.3
Test position	Test mode	Test Ch./Freq.	Duty Cycle	SAR (W/kg)10-g	Power Drift(dB)	Conducted Power(dBm)	Tune up Limit(dBm)	Scaled factor	Scaled SAR(W/kg)	Liquid Temp
Product specific 10g SAR Test data(Separate 0mm)										
Bottom side	RMC	9400/1880	1:1	1.210	0.06	18.54	19.50	1.247	1.509	22.3
Product specific 10g SAR Test data(Separate 0mm) at the worst case with Battery 2#										
Bottom side	RMC	9262/1852.4	1:1	1.180	0.00	18.54	19.50	1.247	1.472	22.3

Table 20: SAR of WCDMA Band II for Head and Body.

Note:

- The maximum Scaled SAR value is marked in bold. Graph results refer to Appendix B.
- Per KDB447498 D01, testing of other required channels within the operating mode of a frequency band is not required when the reported 1-g or 10-g SAR for the mid-band or highest output power channel is:
 - ≤ 0.8W/kg for 1-g or 2.0W/kg for 10-g respectively, when the transmission band is ≤ 100MHz.
 - ≤ 0.6 W/kg or 1.5 W/kg, for 1-g or 10-g respectively, when the transmission band is between 100 MHz and 200 MHz.
 - ≤ 0.4 W/kg or 1.0 W/kg, for 1-g or 10-g respectively, when the transmission band is ≥ 200 MHz.



Unless otherwise agreed in writing, this document is issued by the Company subject to its General Conditions of Service printed overleaf, available on request or accessible at <http://www.sgs.com/en/Terms-and-Conditions.aspx> and, for electronic format documents, subject to Terms and Conditions for Electronic Documents at <http://www.sgs.com/en/Terms-and-Conditions/Terms-e-Documents.aspx>. Attention is drawn to the limitation of liability, indemnification and jurisdiction issues defined therein. Any holder of this document is advised that information contained hereon reflects the Company's findings at the time of its intervention only and within the limits of Client's instructions, if any. The Company's sole responsibility is to its Client and this document does not exonerate parties to a transaction from exercising all their rights and obligations under the transaction documents. This document cannot be reproduced except in full, without prior written approval of the Company. Any unauthorized alteration, forgery or falsification of the content or appearance of this document is unlawful and offenders may be prosecuted to the fullest extent of the law. Unless otherwise stated the results shown in this test report refer only to the sample(s) tested and such sample(s) are retained for 30 days only.

Test Position	Channel/ Frequency	Measured SAR (1g)	1 st Repeated	Ratio	2 nd Repeated	3 rd Repeated
	(MHz)		SAR (1g)		SAR (1g)	SAR (1g)
Back side	9262/1852.4	1.080	0.994	1.087	N/A	N/A

Note: 1) When the original highest measured SAR is ≥ 0.80 W/kg, the measurement was repeated once.
 2) A second repeated measurement was performed only if the ratio of largest to smallest SAR for the original and first repeated measurements was > 1.20 or when the original or repeated measurement was ≥ 1.45 W/kg (~ 10% from the 1-g SAR limit).
 3) A third repeated measurement was performed only if the original, first or second repeated measurement was ≥ 1.5 W/kg and the ratio of largest to smallest SAR for the original, first and second repeated measurements is > 1.20 .
 4) Repeated measurements are not required when the original highest measured SAR is < 0.80 W/kg

Table 21: SAR Measurement Variability Results.



Unless otherwise agreed in writing, this document is issued by the Company subject to its General Conditions of Service printed overleaf, available on request or accessible at <http://www.sgs.com/en/Terms-and-Conditions.aspx> and, for electronic format documents, subject to Terms and Conditions for Electronic Documents at <http://www.sgs.com/en/Terms-and-Conditions/Terms-e-Documents.aspx>. Attention is drawn to the limitation of liability, indemnification and jurisdiction issues defined therein. Any holder of this document is advised that information contained hereon reflects the Company's findings at the time of its intervention only and within the limits of Client's instructions, if any. The Company's sole responsibility is to its Client and this document does not exonerate parties to a transaction from exercising all their rights and obligations under the transaction documents. This document cannot be reproduced except in full, without prior written approval of the Company. Any unauthorized alteration, forgery or falsification of the content or appearance of this document is unlawful and offenders may be prosecuted to the fullest extent of the law. Unless otherwise stated the results shown in this test report refer only to the sample(s) tested and such sample(s) are retained for 30 days only.

Attention: To check the authenticity of testing /inspection report & certificate, please contact us at telephone: (86-755) 8307 1443, or email: CN.Doccheck@sgs.com
 No.1 Workshop, M-10, Middle Section, Science & Technology Park, Shenzhen, China 518057 t (86-755) 26012053 f (86-755) 26710594 www.sgs.com.cn
 中国·深圳·科技园中区M-10栋一号厂房 邮编: 518057 t (86-755) 26012053 f (86-755) 26710594 sgs.china@sgs.com

8.3.4 SAR Result of WCDMA Band V

Test position	Test mode	Test Ch./Freq.	Duty Cycle	SAR (W/kg)1-g	Power Drift(dB)	Conducted Power(dBm)	Tune up Limit(dBm)	Scaled factor	Scaled SAR(W/kg)	Liquid Temp
Head Test data										
Left cheek	RMC	4182/836.4	1:1	0.353	-0.07	23.37	24.00	1.156	0.408	22.1
Left tilted	RMC	4182/836.4	1:1	0.265	0.06	23.37	24.00	1.156	0.306	22.1
Right cheek	RMC	4182/836.4	1:1	0.378	-0.01	23.37	24.00	1.156	0.437	22.1
Right tilted	RMC	4182/836.4	1:1	0.297	0.12	23.37	24.00	1.156	0.343	22.1
Head Test Data at the worst case with Battery 2#										
Right cheek	RMC	4182/836.4	1:1	0.366	0.14	23.37	24.00	1.156	0.423	22.1
Body Worn Test data(Separate 5mm)										
Front side	RMC	4182/836.4	1:1	0.503	-0.19	21.75	22.50	1.189	0.598	22.1
Back side	RMC	4182/836.4	1:1	0.885	0.16	21.75	22.50	1.189	1.052	22.1
Back side	RMC	4132/826.4	1:1	0.890	0.06	21.69	22.50	1.205	1.072	22.1
Back side	RMC	4233/846.6	1:1	0.866	0.04	21.67	22.50	1.211	1.048	22.1
Body worn Test data(Separate 5mm) at the worst case with Battery 2#										
Back side	RMC	4132/826.4	1:1	0.852	0.02	21.69	22.50	1.205	1.027	22.1
Hotspot Test data(Separate 5mm)										
Front side	RMC	4182/836.4	1:1	0.503	0.03	21.75	22.50	1.189	0.598	22.1
Back side	RMC	4182/836.4	1:1	0.885	0.16	21.75	22.50	1.189	1.052	22.1
Left side	RMC	4182/836.4	1:1	0.424	-0.01	21.75	22.50	1.189	0.504	22.1
Right side	RMC	4182/836.4	1:1	0.418	0.07	21.75	22.50	1.189	0.497	22.1
Bottom side	RMC	4182/836.4	1:1	0.158	-0.08	21.75	22.50	1.189	0.188	22.1
Back side	RMC	4132/826.4	1:1	0.890	0.06	21.69	22.50	1.205	1.072	22.1
Back side-repeated	RMC	4132/826.4	1:1	0.875	0.09	21.69	22.50	1.205	1.054	22.1
Back side	RMC	4233/846.6	1:1	0.866	0.04	21.67	22.50	1.211	1.048	22.1
Hotspot Test data(Separate 5mm) at the worst case with Battery 2#										
Back side	RMC	4132/826.4	1:1	0.852	0.01	21.69	22.50	1.205	1.027	22.1

Table 22: SAR of WCDMA Band V for Head and Body.

Note:

- The maximum Scaled SAR value is marked in bold. Graph results refer to Appendix B.
- Per KDB447498 D01, testing of other required channels within the operating mode of a frequency band is not required when the reported 1-g or 10-g SAR for the mid-band or highest output power channel is:
 - ≤ 0.8W/kg for 1-g or 2.0W/kg for 10-g respectively, when the transmission band is ≤ 100MHz.
 - ≤ 0.6 W/kg or 1.5 W/kg, for 1-g or 10-g respectively, when the transmission band is between 100 MHz and 200 MHz.
 - ≤ 0.4 W/kg or 1.0 W/kg, for 1-g or 10-g respectively, when the transmission band is ≥ 200 MHz.

Test Position	Channel/ Frequency (MHz)	Measured SAR (1g)	1 st Repeated	Ratio	2 nd Repeated	3 rd Repeated
			SAR (1g)		SAR (1g)	SAR (1g)
Back side	4132/826.4	0.890	0.875	1.017	N/A	N/A

Note: 1) When the original highest measured SAR is ≥ 0.80 W/kg, the measurement was repeated once.
 2) A second repeated measurement was performed only if the ratio of largest to smallest SAR for the original and first repeated measurements was > 1.20 or when the original or repeated measurement was ≥ 1.45 W/kg (~ 10% from the 1-g SAR limit).
 3) A third repeated measurement was performed only if the original, first or second repeated measurement was ≥ 1.5 W/kg and the ratio of largest to smallest SAR for the original, first and second repeated measurements is > 1.20.
 4) Repeated measurements are not required when the original highest measured SAR is < 0.80 W/kg

Table 23: SAR Measurement Variability Results.



Unless otherwise agreed in writing, this document is issued by the Company subject to its General Conditions of Service printed overleaf, available on request or accessible at <http://www.sgs.com/en/Terms-and-Conditions.aspx> and, for electronic format documents, subject to Terms and Conditions for Electronic Documents at <http://www.sgs.com/en/Terms-and-Conditions/Terms-e-Documents.aspx>. Attention is drawn to the limitation of liability, indemnification and jurisdiction issues defined therein. Any holder of this document is advised that information contained hereon reflects the Company's findings at the time of its intervention only and within the limits of Client's instructions, if any. The Company's sole responsibility is to its Client and this document does not exonerate parties to a transaction from exercising all their rights and obligations under the transaction documents. This document cannot be reproduced except in full, without prior written approval of the Company. Any unauthorized alteration, forgery or falsification of the content or appearance of this document is unlawful and offenders may be prosecuted to the fullest extent of the law. Unless otherwise stated the results shown in this test report refer only to the sample(s) tested and such sample(s) are retained for 30 days only.
 Attention: To check the authenticity of testing/inspection report & certificate, please contact us at telephone: (86-755) 8307 1443, or email: CN.Doccheck@sgs.com
 No.1 Workshop, M-10, Middle Section, Science & Technology Park, Shenzhen, China 518057 t (86-755) 26012053 f (86-755) 26710594 www.sgs.com.cn
 中国·深圳·科技园中区M-10栋一号厂房 邮编: 518057 t (86-755) 26012053 f (86-755) 26710594 sgs.china@sgs.com

8.3.5 SAR Result of LTE Band 2

Test position	BW.	Test mode	Test Ch./Freq.	Duty Cycle	SAR (W/kg)1-g	Power Drift(dB)	Conducted power(dBm)	Tune up Limit(dBm)	Scaled factor	Scaled SAR(W/kg)	Liquid Temp.
Head Test data(1RB)											
Left cheek	20	QPSK 1RB_99	18700/1860	1:1	0.267	-0.02	23.26	24.00	1.186	0.317	22.3
Left tilted	20	QPSK 1RB_99	18700/1860	1:1	0.204	0.01	23.26	24.00	1.186	0.242	22.3
Right cheek	20	QPSK 1RB_99	18700/1860	1:1	0.236	0.09	23.26	24.00	1.186	0.280	22.3
Right tilted	20	QPSK 1RB_99	18700/1860	1:1	0.161	0.00	23.26	24.00	1.186	0.191	22.3
Head Test data(50%RB)											
Left cheek	20	QPSK 50RB_50	18700/1860	1:1	0.149	0.03	22.39	23.00	1.151	0.171	22.3
Left tilted	20	QPSK 50RB_50	18700/1860	1:1	0.106	-0.06	22.39	23.00	1.151	0.122	22.3
Right cheek	20	QPSK 50RB_50	18700/1860	1:1	0.123	0.07	22.39	23.00	1.151	0.142	22.3
Right tilted	20	QPSK 50RB_50	18700/1860	1:1	0.078	0.18	22.39	23.00	1.151	0.090	22.3
Head Test Data at the worst case with Battery 2#											
Left cheek	20	QPSK 1RB_99	18700/1860	1:1	0.242	-0.15	23.26	24.00	1.186	0.287	22.3
Body worn Test data(Separate 5mm 1RB)											
Front side	20	QPSK 1RB_50	18900/1880	1:1	0.585	0.00	19.75	20.00	1.059	0.620	22.3
Back side	20	QPSK 1RB_50	18900/1880	1:1	0.981	-0.18	19.75	20.00	1.059	1.039	22.3
Back side	20	QPSK 1RB_0	18700/1860	1:1	0.893	0.10	19.54	20.00	1.112	0.993	22.3
Back side	20	QPSK 1RB_50	19100/1900	1:1	0.882	0.09	19.33	20.00	1.167	1.029	22.3
Back side-repeated	20	QPSK 1RB_50	18900/1880	1:1	0.966	0.06	19.75	20.00	1.059	1.023	22.3
Body worn Test data (Separate 5mm 50%RB)											
Front side	20	QPSK 50RB_50	19100/1900	1:1	0.523	0.07	19.16	20.00	1.213	0.635	22.3
Back side	20	QPSK 50RB_50	19100/1900	1:1	0.868	-0.06	19.16	20.00	1.213	1.053	22.3
Back side	20	QPSK 50RB_0	18700/1860	1:1	0.822	0.00	19.15	20.00	1.216	1.000	22.3
Back side	20	QPSK 50RB_0	18900/1880	1:1	0.850	0.07	18.99	20.00	1.262	1.073	22.3
Body worn Test data (Separate 5mm 100%RB)											
Back side	20	QPSK 100RB_0	18700/1860	1:1	0.876	0.14	19.12	20.00	1.225	1.073	22.3
Body worn Test data(Separate 5mm) at the worst case with Battery 2#											
Back side	20	QPSK 100RB_0	18700/1860	1:1	0.862	0.02	19.12	20.00	1.225	1.056	22.3
Hotspot Test data(Separate 5mm 1RB)											
Front side	20	QPSK 1RB_50	18900/1880	1:1	0.595	-0.08	18.83	19.00	1.040	0.619	22.3
Back side	20	QPSK 1RB_50	18900/1880	1:1	0.923	-0.14	18.83	19.00	1.040	0.960	22.3
Left side	20	QPSK 1RB_50	18900/1880	1:1	0.235	-0.07	18.83	19.00	1.040	0.244	22.3
Right side	20	QPSK 1RB_50	18900/1880	1:1	0.079	0.09	18.83	19.00	1.040	0.082	22.3
Bottom side	20	QPSK 1RB_50	18900/1880	1:1	0.968	-0.07	18.83	19.00	1.040	1.007	22.3
Back side	20	QPSK 1RB_50	18700/1860	1:1	0.710	0.06	18.81	19.00	1.045	0.742	22.3
Back side	20	QPSK 1RB_50	19100/1900	1:1	0.680	0.09	18.34	19.00	1.164	0.792	22.3
Bottom side	20	QPSK 1RB_50	18700/1860	1:1	0.791	-0.06	18.81	19.00	1.045	0.826	22.3
Bottom side	20	QPSK 1RB_50	19100/1900	1:1	0.700	-0.02	18.34	19.00	1.164	0.815	22.3
Hotspot Test data (Separate 5mm 50%RB)											
Front side	20	QPSK 50RB_0	19100/1900	1:1	0.552	-0.02	18.16	19.00	1.213	0.670	22.3
Back side	20	QPSK 50RB_0	19100/1900	1:1	0.853	0.10	18.16	19.00	1.213	1.035	22.3
Left side	20	QPSK 50RB_0	19100/1900	1:1	0.220	-0.02	18.16	19.00	1.213	0.267	22.3
Right side	20	QPSK 50RB_0	19100/1900	1:1	0.070	0.10	18.16	19.00	1.213	0.085	22.3
Bottom side	20	QPSK 50RB_0	19100/1900	1:1	0.903	0.00	18.16	19.00	1.213	1.096	22.3
Back side	20	QPSK 50RB_50	18700/1860	1:1	0.702	0.03	18.04	19.00	1.247	0.876	22.3
Back side	20	QPSK 50RB_0	18900/1880	1:1	0.580	0.07	18.03	19.00	1.250	0.725	22.3
Bottom side	20	QPSK 50RB_50	18700/1860	1:1	0.742	-0.07	18.04	19.00	1.247	0.926	22.3
Bottom side	20	QPSK 50RB_0	18900/1880	1:1	0.832	-0.05	18.03	19.00	1.250	1.040	22.3
Hotspot Test data (Separate 5mm 100%RB)											
Back side	20	QPSK 100RB_0	19100/1900	1:1	0.718	0.06	18.08	19.00	1.236	0.887	22.3
Bottom side	20	QPSK 100RB_0	19100/1900	1:1	0.932	-0.04	18.08	19.00	1.236	1.152	22.3



Unless otherwise agreed in writing, this document is issued by the Company subject to its General Conditions of Service printed overleaf, available on request or accessible at <http://www.sgs.com/en/Terms-and-Conditions.aspx> and, for electronic format documents, subject to Terms and Conditions for Electronic Documents at <http://www.sgs.com/en/Terms-and-Conditions/Terms-e-Documents.aspx>. Attention is drawn to the limitation of liability, indemnification and jurisdiction issues defined therein. Any holder of this document is advised that information contained hereon reflects the Company's findings at the time of its intervention only and within the limits of Client's instructions, if any. The Company's sole responsibility is to its Client and this document does not exonerate parties to a transaction from exercising all their rights and obligations under the transaction documents. This document cannot be reproduced except in full, without prior written approval of the Company. Any unauthorized alteration, forgery or falsification of the content or appearance of this document is unlawful and offenders may be prosecuted to the fullest extent of the law. Unless otherwise stated the results shown in this test report refer only to the sample(s) tested and such sample(s) are retained for 30 days only.

Attention: To check the authenticity of testing /inspection report & certificate, please contact us at telephone: (86-755) 8307 1443, or email: CN.Doccheck@sgs.com

Hotspot Test data(Separate 5mm) at the worst case with Battery 2#											
Bottom side	20	QPSK 100RB_0	19100/1900	1:1	0.902	0.05	18.08	19.00	1.236	1.115	22.3
Test position	BW.	Test mode	Test Ch./Freq.	Duty Cycle	SAR (W/kg)10-g	Power Drift(dB)	Conducted power(dBm)	Tune up Limit(dBm)	Scaled factor	Scaled SAR(W/kg)	Liquid Temp.
Product specific 10g SAR Test data(Separate 0mm 1RB)											
Back side	20	QPSK 1RB_50	18900/1880	1:1	1.150	-0.06	19.75	20.00	1.059	1.218	22.3
Bottom side	20	QPSK 1RB_50	18900/1880	1:1	1.160	-0.02	19.75	20.00	1.059	1.229	22.3
Product specific 10g SAR Test data(Separate 0mm 50%RB)											
Back side	20	QPSK 50RB_50	19100/1900	1:1	1.070	0.02	19.16	20.00	1.213	1.298	22.3
Bottom side	20	QPSK 50RB_50	19100/1900	1:1	1.100	-0.05	19.16	20.00	1.213	1.335	22.3
Product specific 10g SAR Test data(Separate 0mm) at the worst case with Battery 2#											
Bottom side	20	QPSK 50RB_50	19100/1900	1:1	1.090	0.05	19.16	20.00	1.213	1.323	22.3

Table 24: SAR of LTE Band 2 for Head and Body.

Note:

- The maximum Scaled SAR value is marked in bold. Graph results refer to Appendix B.
- Per KDB447498 D01, testing of other required channels within the operating mode of a frequency band is not required when the reported 1-g or 10-g SAR for the mid-band or highest output power channel is:
 - ≤ 0.8W/kg for 1-g or 2.0W/kg for 10-g respectively, when the transmission band is ≤ 100MHz.
 - ≤ 0.6 W/kg or 1.5 W/kg, for 1-g or 10-g respectively, when the transmission band is between 100 MHz and 200 MHz.
 - ≤ 0.4 W/kg or 1.0 W/kg, for 1-g or 10-g respectively, when the transmission band is ≥ 200 MHz.

Test Position	Channel/ Frequency	Measured SAR (1g)	1 st Repeated	Ratio	2 nd Repeated	3 rd Repeated
	(MHz)		SAR (1g)		SAR (1g)	SAR (1g)
Back side	18900/1880	0.981	0.966	1.016	N/A	N/A

Note: 1) When the original highest measured SAR is ≥ 0.80 W/kg, the measurement was repeated once.
2) A second repeated measurement was performed only if the ratio of largest to smallest SAR for the original and first repeated measurements was > 1.20 or when the original or repeated measurement was ≥ 1.45 W/kg (~ 10% from the 1-g SAR limit).
3) A third repeated measurement was performed only if the original, first or second repeated measurement was ≥ 1.5 W/kg and the ratio of largest to smallest SAR for the original, first and second repeated measurements is > 1.20.
4) Repeated measurements are not required when the original highest measured SAR is < 0.80 W/kg



Unless otherwise agreed in writing, this document is issued by the Company subject to its General Conditions of Service printed overleaf, available on request or accessible at <http://www.sgs.com/en/Terms-and-Conditions.aspx> and, for electronic format documents, subject to Terms and Conditions for Electronic Documents at <http://www.sgs.com/en/Terms-and-Conditions/Terms-e-Documents.aspx>. Attention is drawn to the limitation of liability, indemnification and jurisdiction issues defined therein. Any holder of this document is advised that information contained hereon reflects the Company's findings at the time of its intervention only and within the limits of Client's instructions, if any. The Company's sole responsibility is to its Client and this document does not exonerate parties to a transaction from exercising all their rights and obligations under the transaction documents. This document cannot be reproduced except in full, without prior written approval of the Company. Any unauthorized alteration, forgery or falsification of the content or appearance of this document is unlawful and offenders may be prosecuted to the fullest extent of the law. Unless otherwise stated the results shown in this test report refer only to the sample(s) tested and such sample(s) are retained for 30 days only.

8.3.6 SAR Result of LTE Band 5

Test position	BW.	Test mode	Test Ch./Freq.	Duty Cycle	SAR (W/kg)1-g	Power Drift(dB)	Conducted power(dBm)	Tune up Limit(dBm)	Scaled factor	Scaled SAR(W/kg)	Liquid Temp.
Head Test data(1RB)											
Left cheek	10	QPSK 1RB_49	20525/836.5	1:1	0.401	0.09	23.31	24.00	1.172	0.470	22.1
Left tilted	10	QPSK 1RB_49	20525/836.5	1:1	0.124	-0.03	23.31	24.00	1.172	0.145	22.1
Right cheek	10	QPSK 1RB_49	20525/836.5	1:1	0.406	0.07	23.31	24.00	1.172	0.476	22.1
Right tilted	10	QPSK 1RB_49	20525/836.5	1:1	0.118	-0.14	23.31	24.00	1.172	0.138	22.1
Head Test data(50%RB)											
Left cheek	10	QPSK 25RB_25	20525/836.5	1:1	0.213	0.07	22.29	23.00	1.178	0.251	22.1
Left tilted	10	QPSK 25RB_25	20525/836.5	1:1	0.131	0.15	22.29	23.00	1.178	0.154	22.1
Right cheek	10	QPSK 25RB_25	20525/836.5	1:1	0.226	0.02	22.29	23.00	1.178	0.266	22.1
Right tilted	10	QPSK 25RB_25	20525/836.5	1:1	0.118	0.07	22.29	23.00	1.178	0.139	22.1
Head Test Data at the worst case with Battery 2#											
Right cheek	10	QPSK 1RB_49	20525/836.5	1:1	0.391	0.03	23.31	24.00	1.172	0.458	22.1
Body Worn Test data(Separate 5mm 1RB)											
Front side	10	QPSK 1RB_0	20525/836.5	1:1	0.450	0.09	22.87	23.00	1.030	0.464	22.1
Back side	10	QPSK 1RB_0	20525/836.5	1:1	0.932	0.01	22.87	23.00	1.030	0.960	22.1
Back side	10	QPSK 1RB_0	20450/829	1:1	0.920	0.02	22.77	23.00	1.054	0.970	22.1
Back side	10	QPSK 1RB_0	20600/844	1:1	0.868	0.02	22.67	23.00	1.079	0.937	22.1
Back side-repeated	10	QPSK 1RB_0	20525/836.5	1:1	0.927	0.05	22.87	23.00	1.030	0.955	22.1
Body Worn Test data(Separate 5mm 50%RB)											
Front side	10	QPSK 25RB_25	20450/829	1:1	0.306	0.07	22.40	23.00	1.148	0.351	22.1
Back side	10	QPSK 25RB_25	20450/829	1:1	0.635	0.10	22.40	23.00	1.148	0.729	22.1
Body Worn Test data(Separate 5mm 100%RB)											
Back side	10	QPSK 50RB_0	20450/829	1:1	0.589	-0.01	22.26	23.00	1.186	0.698	22.1
Body worn Test data(Separate 5mm) at the worst case with Battery 2#											
Back side	10	QPSK 1RB_0	20525/836.5	1:1	0.902	0.01	22.87	23.00	1.030	0.929	22.1
Hotspot Test data(Separate 5mm 1RB)											
Front side	10	QPSK 1RB_0	20525/836.5	1:1	0.450	0.01	22.87	23.00	1.030	0.464	22.1
Back side	10	QPSK 1RB_0	20525/836.5	1:1	0.932	-0.12	22.87	23.00	1.030	0.960	22.1
Left side	10	QPSK 1RB_0	20525/836.5	1:1	0.434	-0.18	22.87	23.00	1.030	0.447	22.1
Right side	10	QPSK 1RB_0	20525/836.5	1:1	0.451	-0.02	22.87	23.00	1.030	0.465	22.1
Bottom side	10	QPSK 1RB_0	20525/836.5	1:1	0.176	-0.11	22.87	23.00	1.030	0.181	22.1
Back side	10	QPSK 1RB_0	20450/829	1:1	0.920	0.02	22.77	23.00	1.054	0.970	22.1
Back side	10	QPSK 1RB_0	20600/844	1:1	0.868	0.02	22.67	23.00	1.079	0.937	22.1
Back side-repeated	10	QPSK 1RB_0	20525/836.5	1:1	0.927	0.05	22.87	23.00	1.030	0.955	22.1
Hotspot Test data (Separate 5mm 50%RB)											
Front side	10	QPSK 25RB_25	20450/829	1:1	0.306	0.07	22.40	23.00	1.148	0.351	22.1
Back side	10	QPSK 25RB_25	20450/829	1:1	0.635	0.10	22.40	23.00	1.148	0.729	22.1
Left side	10	QPSK 25RB_25	20450/829	1:1	0.314	-0.10	22.40	23.00	1.148	0.361	22.1
Right side	10	QPSK 25RB_25	20450/829	1:1	0.326	0.01	22.40	23.00	1.148	0.374	22.1
Bottom side	10	QPSK 25RB_25	20450/829	1:1	0.145	-0.09	22.40	23.00	1.148	0.166	22.1
Back side	10	QPSK 25RB_0	20525/836.5	1:1	0.624	0.03	22.27	23.00	1.183	0.738	22.1
Back side	10	QPSK 25RB_0	20600/844	1:1	0.569	0.04	22.16	23.00	1.213	0.690	22.1
Hotspot Test data (Separate 5mm 100%RB)											
Back side	10	QPSK 50RB_0	20450/829	1:1	0.589	-0.01	22.26	23.00	1.186	0.698	22.1
Hotspot Test data(Separate 5mm) at the worst case with Battery 2#											
Back side	10	QPSK 1RB_0	20450/829	1:1	0.902	0.01	22.77	23.00	1.054	0.951	22.1

Table 25: SAR of LTE Band 5 for Head and Body.

Note:

- The maximum Scaled SAR value is marked in bold. Graph results refer to Appendix B.



Unless otherwise agreed in writing, this document is issued by the Company subject to its General Conditions of Service printed overleaf, available on request or accessible at <http://www.sgs.com/en/Terms-and-Conditions.aspx> and, for electronic format documents, subject to Terms and Conditions for Electronic Documents at <http://www.sgs.com/en/Terms-and-Conditions/Terms-e-Documents.aspx>. Attention is drawn to the limitation of liability, indemnification and jurisdiction issues defined therein. Any holder of this document is advised that information contained hereon reflects the Company's findings at the time of its intervention only and within the limits of Client's instructions, if any. The Company's sole responsibility is to its Client and this document does not exonerate parties to a transaction from exercising all their rights and obligations under the transaction documents. This document cannot be reproduced except in full, without prior written approval of the Company. Any unauthorized alteration, forgery or falsification of the content or appearance of this document is unlawful and offenders may be prosecuted to the fullest extent of the law. Unless otherwise stated the results shown in this test report refer only to the sample(s) tested and such sample(s) are retained for 30 days only.

- 2) Per KDB447498 D01, testing of other required channels within the operating mode of a frequency band is not required when the reported 1-g or 10-g SAR for the mid-band or highest output power channel is:
- $\leq 0.8\text{W/kg}$ for 1-g or 2.0W/kg for 10-g respectively, when the transmission band is $\leq 100\text{MHz}$.
 - $\leq 0.6\text{ W/kg}$ or 1.5 W/kg , for 1-g or 10-g respectively, when the transmission band is between 100 MHz and 200 MHz.
 - $\leq 0.4\text{ W/kg}$ or 1.0 W/kg , for 1-g or 10-g respectively, when the transmission band is $\geq 200\text{ MHz}$.

Test Position	Channel/ Frequency (MHz)	Measured SAR (1g)	1 st Repeated	Ratio	2 nd Repeated	3 rd Repeated
			SAR (1g)		SAR (1g)	SAR (1g)
Back side	20525/836.5	0.932	0.927	1.005	N/A	N/A

Note: 1) When the original highest measured SAR is $\geq 0.80\text{ W/kg}$, the measurement was repeated once.

2) A second repeated measurement was performed only if the ratio of largest to smallest SAR for the original and first repeated measurements was > 1.20 or when the original or repeated measurement was $\geq 1.45\text{ W/kg}$ (~ 10% from the 1-g SAR limit).

3) A third repeated measurement was performed only if the original, first or second repeated measurement was $\geq 1.5\text{ W/kg}$ and the ratio of largest to smallest SAR for the original, first and second repeated measurements is > 1.20 .

4) Repeated measurements are not required when the original highest measured SAR is $< 0.80\text{ W/kg}$

Table 26: SAR Measurement Variability Results.



Unless otherwise agreed in writing, this document is issued by the Company subject to its General Conditions of Service printed overleaf, available on request or accessible at <http://www.sgs.com/en/Terms-and-Conditions.aspx> and, for electronic format documents, subject to Terms and Conditions for Electronic Documents at <http://www.sgs.com/en/Terms-and-Conditions/Terms-e-Documents.aspx>. Attention is drawn to the limitation of liability, indemnification and jurisdiction issues defined therein. Any holder of this document is advised that information contained hereon reflects the Company's findings at the time of its intervention only and within the limits of Client's instructions, if any. The Company's sole responsibility is to its Client and this document does not exonerate parties to a transaction from exercising all their rights and obligations under the transaction documents. This document cannot be reproduced except in full, without prior written approval of the Company. Any unauthorized alteration, forgery or falsification of the content or appearance of this document is unlawful and offenders may be prosecuted to the fullest extent of the law. Unless otherwise stated the results shown in this test report refer only to the sample(s) tested and such sample(s) are retained for 30 days only.
Attention: To check the authenticity of testing /inspection report & certificate, please contact us at telephone: (86-755) 8307 1443, or email: CN.Doccheck@sgs.com

8.3.7 SAR Result of LTE Band 7

Test position	BW	Test mode	Test Ch./Freq.	Duty Cycle	SAR (W/kg)1-g	Power Drift(dB)	Conducted power(dBm)	Tune up Limit(dBm)	Scaled factor	Scaled SAR(W/kg)	Liquid Temp.
Head Test data(1RB)											
Left cheek	20	QPSK 1RB_0	20850/2510	1:1	0.096	-0.18	23.16	24.00	1.213	0.117	22.1
Left tilted	20	QPSK 1RB_0	20850/2510	1:1	0.013	0.00	23.16	24.00	1.213	0.016	22.1
Right cheek	20	QPSK 1RB_0	20850/2510	1:1	0.066	0.02	23.16	24.00	1.213	0.080	22.1
Right tilted	20	QPSK 1RB_0	20850/2510	1:1	0.051	0.05	23.16	24.00	1.213	0.062	22.1
Head Test data(50%RB)											
Left cheek	20	QPSK 50RB_25	20850/2510	1:1	0.033	0.09	22.11	23.00	1.227	0.041	22.1
Left tilted	20	QPSK 50RB_25	20850/2510	1:1	0.021	0.15	22.11	23.00	1.227	0.025	22.1
Right cheek	20	QPSK 50RB_25	20850/2510	1:1	0.036	0.04	22.11	23.00	1.227	0.044	22.1
Right tilted	20	QPSK 50RB_25	20850/2510	1:1	0.026	0.03	22.11	23.00	1.227	0.032	22.1
Head Test Data at the worst case with Battery 2#											
Left cheek	20	QPSK 1RB_0	20850/2510	1:1	0.092	0.01	23.16	24.00	1.213	0.112	22.1
Body worn Test data(Separate 5mm 1RB)											
Front side	20	QPSK 1RB_50	20850/2510	1:1	0.286	0.03	17.77	18.00	1.054	0.302	22.1
Back side	20	QPSK 1RB_50	20850/2510	1:1	0.892	0.04	17.77	18.00	1.054	0.941	22.1
Back side	20	QPSK 1RB_50	21100/2535.5	1:1	0.888	0.05	17.39	18.00	1.151	1.022	22.1
Back side	20	QPSK 1RB_0	21350/2560	1:1	0.902	0.06	17.13	18.00	1.222	1.102	22.1
Body worn Test data (Separate 5mm 50%RB)											
Front side	20	QPSK 50RB_50	20850/2510	1:1	0.281	0.05	17.14	18.00	1.219	0.343	22.1
Back side	20	QPSK 50RB_50	20850/2510	1:1	0.892	0.06	17.14	18.00	1.219	1.087	22.1
Back side	20	QPSK 50RB_0	21100/2535.5	1:1	0.882	0.07	16.88	18.00	1.294	1.141	22.1
Back side	20	QPSK 50RB_0	21350/2560	1:1	0.912	0.05	16.32	18.00	1.472	1.343	22.1
Back side with headset1	20	QPSK 50RB_50	21350/2560	1:1	0.957	-0.02	16.32	18.00	1.472	1.409	22.1
Back side with headset2	20	QPSK 50RB_50	21350/2560	1:1	0.926	0.09	16.32	18.00	1.472	1.363	22.1
Body worn Test data (Separate 5mm 100%RB)											
Back side with headset1	20	QPSK 100RB_0	20850/2510	1:1	0.966	0.04	17.11	18.00	1.227	1.186	22.1
Body worn Test data(Separate 5mm) at the worst case with Battery 2#											
Back side with headset1	20	QPSK 50RB_50	21350/2560	1:1	0.923	-0.02	16.32	18.00	1.472	1.359	22.1
Hotspot Test data(Separate 5mm 1RB)											
Front side	20	QPSK 1RB_50	20850/2510	1:1	0.270	0.05	17.77	18.00	1.054	0.285	22.1
Back side	20	QPSK 1RB_50	20850/2510	1:1	0.892	-0.04	17.77	18.00	1.054	0.941	22.1
Left side	20	QPSK 1RB_50	20850/2510	1:1	0.062	-0.06	17.77	18.00	1.054	0.065	22.1
Right side	20	QPSK 1RB_50	20850/2510	1:1	0.038	-0.14	17.77	18.00	1.054	0.040	22.1
Bottom side	20	QPSK 1RB_50	20850/2510	1:1	1.060	-0.02	17.77	18.00	1.054	1.118	22.1
Back side	20	QPSK 1RB_50	21100/2535.5	1:1	0.888	0.05	17.39	18.00	1.151	1.022	22.1
Back side	20	QPSK 1RB_0	21350/2560	1:1	0.902	0.06	17.13	18.00	1.222	1.102	22.1
Bottom side	20	QPSK 1RB_50	21100/2535.5	1:1	0.941	-0.07	17.39	18.00	1.151	1.083	22.1
Bottom side	20	QPSK 1RB_0	21350/2560	1:1	0.875	-0.04	17.13	18.00	1.222	1.069	22.1
Bottom side-repeated	20	QPSK 1RB_0	20850/2510	1:1	1.050	-0.01	17.77	18.00	1.054	1.107	22.1
Hotspot Test data (Separate 5mm 50%RB)											
Front side	20	QPSK 50RB_50	20850/2510	1:1	0.266	0.07	17.14	18.00	1.219	0.324	22.1
Back side	20	QPSK 50RB_50	20850/2510	1:1	0.892	0.08	17.14	18.00	1.219	1.087	22.1
Left side	20	QPSK 50RB_50	20850/2510	1:1	0.064	-0.02	17.14	18.00	1.219	0.078	22.1
Right side	20	QPSK 50RB_50	20850/2510	1:1	0.038	0.15	17.14	18.00	1.219	0.046	22.1
Bottom side	20	QPSK 50RB_50	20850/2510	1:1	0.983	-0.04	17.14	18.00	1.219	1.198	22.1
Back side	20	QPSK 50RB_0	21100/2535.5	1:1	0.882	0.07	16.88	18.00	1.294	1.141	22.1
Back side	20	QPSK 50RB_0	21350/2560	1:1	0.912	0.05	16.32	18.00	1.472	1.343	22.1
Bottom side	20	QPSK 50RB_0	21100/2535.5	1:1	0.893	-0.05	16.88	18.00	1.294	1.156	22.1
Bottom side	20	QPSK 50RB_0	21350/2560	1:1	0.870	-0.05	16.32	18.00	1.472	1.281	22.1
Hotspot Test data (Separate 5mm 100%RB)											



Unless otherwise agreed in writing, this document is issued by the Company subject to its General Conditions of Service printed overleaf, available on request or accessible at <http://www.sgs.com/en/Terms-and-Conditions.aspx> and, for electronic format documents, subject to Terms and Conditions for Electronic Documents at <http://www.sgs.com/en/Terms-and-Conditions/Terms-e-Documents.aspx>. Attention is drawn to the limitation of liability, indemnification and jurisdiction issues defined therein. Any holder of this document is advised that information contained hereon reflects the Company's findings at the time of its intervention only and within the limits of Client's instructions, if any. The Company's sole responsibility is to its Client and this document does not exonerate parties to a transaction from exercising all their rights and obligations under the transaction documents. This document cannot be reproduced except in full, without prior written approval of the Company. Any unauthorized alteration, forgery or falsification of the content or appearance of this document is unlawful and offenders may be prosecuted to the fullest extent of the law. Unless otherwise stated the results shown in this test report refer only to the sample(s) tested and such sample(s) are retained for 30 days only.

To check the authenticity of testing/inspection report & certificate, please contact us at telephone: (86-755) 8307 1443, or email: CN.Doccheck@sgs.com

No.1 Workshop, M-10, Middle Section, Science & Technology Park, Shenzhen, China 518057 t (86-755) 26012053 f (86-755) 26710594 www.sgs.com.cn
 Shenzhen Branch 深圳市宝安区西乡街道西乡社区西乡一路101号10101实验室 邮编: 518057 t (86-755) 26012053 f (86-755) 26710594 sgs.china@sgs.com

Back side	20	QPSK 100RB_0	20850/2510	1:1	0.966	0.04	17.11	18.00	1.227	1.186	22.1
Bottom side	20	QPSK 100RB_0	20850/2510	1:1	0.955	-0.03	17.11	18.00	1.227	1.172	22.1
Hotspot Test data(Separate 5mm) at the worst case with Battery 2#											
Bottom side	20	QPSK 50RB_50	20850/2510	1:1	0.974	0.13	17.14	18.00	1.219	1.187	22.1
Test position	BW.	Test mode	Test Ch./Freq.	Duty Cycle	SAR (W/kg)10-g	Power Drift(dB)	Conducted power(dBm)	Tune up Limit(dBm)	Scaled factor	Scaled SAR(W/kg)	Liquid Temp.
Product specific 10g SAR Test data(Separate 0mm 1RB)											
Back side	20	QPSK 1RB_50	20850/2510	1:1	0.821	-0.01	17.77	18.00	1.054	0.866	22.1
Bottom side	20	QPSK 1RB_50	20850/2510	1:1	1.310	-0.02	17.77	18.00	1.054	1.381	22.1
Product specific 10g SAR Test data(Separate 0mm 50%RB)											
Back side	20	QPSK 50RB_50	20850/2510	1:1	1.070	0.03	17.14	18.00	1.219	1.304	22.1
Bottom side	20	QPSK 50RB_50	20850/2510	1:1	1.280	0.16	17.14	18.00	1.219	1.560	22.1
Product specific 10g SAR Test data(Separate 0mm) at the worst case with Battery 2#											
Bottom side	20	QPSK 1RB_99	21350/2560	1:1	1.300	0.08	17.77	18.00	1.054	1.371	22.1

Table 27: SAR of LTE Band 7 for Head and Body.

Note:

- The maximum Scaled SAR value is marked in bold. Graph results refer to Appendix B.
- Per KDB447498 D01, testing of other required channels within the operating mode of a frequency band is not required when the reported 1-g or 10-g SAR for the mid-band or highest output power channel is:
 - ≤ 0.8W/kg for 1-g or 2.0W/kg for 10-g respectively, when the transmission band is ≤ 100MHz.
 - ≤ 0.6 W/kg or 1.5 W/kg, for 1-g or 10-g respectively, when the transmission band is between 100 MHz and 200 MHz.
 - ≤ 0.4 W/kg or 1.0 W/kg, for 1-g or 10-g respectively, when the transmission band is ≥ 200 MHz.

Test Position	Channel/ Frequency (MHz)	Measured SAR (1g)	1 st Repeated	Ratio	2 nd Repeated	3 rd Repeated
			SAR (1g)		SAR (1g)	SAR (1g)
Bottom side	20850/2510	1.060	0.966	1.097	N/A	N/A

Note: 1) When the original highest measured SAR is ≥ 0.80 W/kg, the measurement was repeated once.

2) A second repeated measurement was performed only if the ratio of largest to smallest SAR for the original and first repeated measurements was > 1.20 or when the original or repeated measurement was ≥ 1.45 W/kg (~ 10% from the 1-g SAR limit).

3) A third repeated measurement was performed only if the original, first or second repeated measurement was ≥ 1.5 W/kg and the ratio of largest to smallest SAR for the original, first and second repeated measurements is > 1.20.

4) Repeated measurements are not required when the original highest measured SAR is < 0.80 W/kg

Table 28: SAR Measurement Variability Results.



Unless otherwise agreed in writing, this document is issued by the Company subject to its General Conditions of Service printed overleaf, available on request or accessible at <http://www.sgs.com/en/Terms-and-Conditions.aspx> and, for electronic format documents, subject to Terms and Conditions for Electronic Documents at <http://www.sgs.com/en/Terms-and-Conditions/Terms-e-Documents.aspx>. Attention is drawn to the limitation of liability, indemnification and jurisdiction issues defined therein. Any holder of this document is advised that information contained hereon reflects the Company's findings at the time of its intervention only and within the limits of Client's instructions, if any. The Company's sole responsibility is to its Client and this document does not exonerate parties to a transaction from exercising all their rights and obligations under the transaction documents. This document cannot be reproduced except in full, without prior written approval of the Company. Any unauthorized alteration, forgery or falsification of the content or appearance of this document is unlawful and offenders may be prosecuted to the fullest extent of the law. Unless otherwise stated the results shown in this test report refer only to the sample(s) tested and such sample(s) are retained for 30 days only.
 Attention: To check the authenticity of testing /inspection report & certificate, please contact us at telephone: (86-755) 8307 1443, or email: CN.Doccheck@sgs.com

8.3.8 SAR Result of LTE Band 26

Test position	BW	Test mode	Test Ch./Freq.	Duty Cycle	SAR (W/kg)1-g	Power Drift(dB)	Conducted power(dBm)	Tune up Limit(dBm)	Scaled factor	Scaled SAR(W/kg)	Liquid Temp.
Head Test data(1RB)											
Left cheek	15	QPSK 1RB_74	26965/841.5	1:1	0.185	0.08	23.31	24.00	1.172	0.217	22.1
Left tilted	15	QPSK 1RB_74	26965/841.5	1:1	0.095	0.18	23.31	24.00	1.172	0.112	22.1
Right cheek	15	QPSK 1RB_74	26965/841.5	1:1	0.199	0.17	23.31	24.00	1.172	0.233	22.1
Right tilted	15	QPSK 1RB_74	26965/841.5	1:1	0.110	0.04	23.31	24.00	1.172	0.129	22.1
Head Test data(50%RB)											
Left cheek	15	QPSK 36RB_0	26965/841.5	1:1	0.213	0.02	22.35	23.00	1.161	0.247	22.1
Left tilted	15	QPSK 36RB_0	26965/841.5	1:1	0.114	-0.09	22.35	23.00	1.161	0.132	22.1
Right cheek	15	QPSK 36RB_0	26965/841.5	1:1	0.220	0.06	22.35	23.00	1.161	0.256	22.1
Right tilted	15	QPSK 36RB_0	26965/841.5	1:1	0.128	0.13	22.35	23.00	1.161	0.149	22.1
Head Test Data at the worst case with Battery 2#											
Left cheek	15	QPSK 1RB_74	26965/841.5	1:1	0.213	0.09	22.35	23.00	1.161	0.247	22.1
Body worn Test data(Separate 5mm 1RB)											
Front side	15	QPSK 1RB_74	26965/841.5	1:1	0.334	-0.06	23.31	24.00	1.172	0.392	22.1
Back side	15	QPSK 1RB_74	26965/841.5	1:1	0.871	-0.02	23.31	24.00	1.172	1.021	22.1
Back side	15	QPSK 1RB_74	26765/821.5	1:1	1.070	0.00	23.17	24.00	1.211	1.295	22.1
Back side	15	QPSK 1RB_74	26865/831.5	1:1	0.874	-0.03	23.25	24.00	1.189	1.039	22.1
Back side-repeated	15	QPSK 1RB_74	26765/821.5	1:1	0.986	0.04	23.17	24.00	1.211	1.194	22.1
Back side with headset1	15	QPSK 1RB_74	26765/821.5	1:1	0.945	0.18	23.17	24.00	1.211	1.144	22.1
Back side with headset2	15	QPSK 1RB_74	26765/821.5	1:1	1.000	0.09	23.17	24.00	1.211	1.211	22.1
Body worn Test data (Separate 5mm 50%RB)											
Front side	15	QPSK 36RB_0	26965/841.5	1:1	0.339	0.04	22.35	23.00	1.161	0.394	22.1
Back side	15	QPSK 36RB_0	26965/841.5	1:1	0.772	0.06	22.35	23.00	1.161	0.897	22.1
Back side	15	QPSK 36RB_0	26765/821.5	1:1	0.749	0.06	22.17	23.00	1.211	0.907	22.1
Back side	15	QPSK 36RB_0	26865/831.5	1:1	0.771	0.05	22.33	23.00	1.167	0.900	22.1
Body worn Test data (Separate 5mm 100%RB)											
Back side	15	QPSK 75RB_0	26865/831.5	1:1	0.547	-0.15	22.29	23.00	1.178	0.644	22.1
Body worn Test data(Separate 5mm) at the worst case with Battery 2#											
Back side	15	QPSK 1RB_74	26765/821.5	1:1	0.988	0.12	23.17	24.00	1.211	1.196	22.1
Hotspot Test data(Separate 5mm 1RB)											
Front side	15	QPSK 1RB_74	26965/841.5	1:1	0.334	-0.06	23.31	24.00	1.172	0.392	22.1
Back side	15	QPSK 1RB_74	26965/841.5	1:1	0.871	-0.02	23.31	24.00	1.172	1.021	22.1
Left side	15	QPSK 1RB_74	26965/841.5	1:1	0.236	0.06	23.31	24.00	1.172	0.277	22.1
Right side	15	QPSK 1RB_74	26965/841.5	1:1	0.293	-0.13	23.31	24.00	1.172	0.343	22.1
Bottom side	15	QPSK 1RB_74	26965/841.5	1:1	0.128	-0.02	23.31	24.00	1.172	0.150	22.1
Back side	15	QPSK 1RB_74	26765/821.5	1:1	1.070	0.00	23.17	24.00	1.211	1.295	22.1
Back side	15	QPSK 1RB_74	26865/831.5	1:1	0.874	-0.03	23.25	24.00	1.189	1.039	22.1
Hotspot Test data (Separate 5mm 50%RB)											
Front side	15	QPSK 36RB_0	26965/841.5	1:1	0.339	0.04	22.35	23.00	1.161	0.394	22.1
Back side	15	QPSK 36RB_0	26965/841.5	1:1	0.772	0.06	22.35	23.00	1.161	0.897	22.1
Left side	15	QPSK 36RB_0	26965/841.5	1:1	0.274	0.08	22.35	23.00	1.161	0.318	22.1
Right side	15	QPSK 36RB_0	26965/841.5	1:1	0.306	0.03	22.35	23.00	1.161	0.355	22.1
Bottom side	15	QPSK 36RB_0	26765/821.5	1:1	0.146	0.09	22.35	23.00	1.161	0.170	22.1
Back side	15	QPSK 36RB_0	26765/821.5	1:1	0.749	0.06	22.17	23.00	1.211	0.907	22.1
Back side	15	QPSK 36RB_0	26865/831.5	1:1	0.771	0.05	22.33	23.00	1.167	0.900	22.1
Hotspot Test data (Separate 5mm 100%RB)											
Back side	15	QPSK 75RB_0	26865/831.5	1:1	0.547	-0.15	22.29	23.00	1.178	0.644	22.1
Hotspot Test data(Separate 5mm) at the worst case with Battery 2#											
Back side	15	QPSK 1RB_74	26765/821.5	1:1	0.988	0.03	23.17	24.00	1.211	1.196	22.1



Unless otherwise agreed in writing, this document is issued by the Company subject to its General Conditions of Service printed overleaf, available on request or accessible at <http://www.sgs.com/en/Terms-and-Conditions.aspx> and, for electronic format documents, subject to Terms and Conditions for Electronic Documents at <http://www.sgs.com/en/Terms-and-Conditions/Terms-e-Documents.aspx>. Attention is drawn to the limitation of liability, indemnification and jurisdiction issues defined therein. Any holder of this document is advised that information contained hereon reflects the Company's findings at the time of its intervention only and within the limits of Client's instructions, if any. The Company's sole responsibility is to its Client and this document does not exonerate parties to a transaction from exercising all their rights and obligations under the transaction documents. This document cannot be reproduced except in full, without prior written approval of the Company. Any unauthorized alteration, forgery or falsification of the content or appearance of this document is unlawful and offenders may be prosecuted to the fullest extent of the law. Unless otherwise stated the results shown in this test report refer only to the sample(s) tested and such sample(s) are retained for 30 days only.

Test position	BW	Test mode	Test Ch./Freq.	Duty Cycle	SAR (W/kg)10-g	Power Drift(dB)	Conducted power(dBm)	Tune up Limit(dBm)	Scaled factor	Scaled SAR(W/kg)	Liquid Temp.
Product specific 10g SAR Test data(Separate 0mm 1RB)											
Back side	15	QPSK 1RB_74	26965/841.5	1:1	1.940	-0.03	23.31	24.00	1.172	2.274	22.1
Back side	15	QPSK 1RB_74	26765/821.5	1:1	1.660	-0.10	23.17	24.00	1.211	2.010	22.1
Back side	15	QPSK 1RB_74	26865/831.5	1:1	2.110	0.01	23.25	24.00	1.189	2.508	22.1
Back side-repeated	15	QPSK 1RB_74	26865/831.5	1:1	2.070	0.02	23.25	24.00	1.189	2.460	22.1
Product specific 10g SAR Test data(Separate 0mm 50%RB)											
Back side	15	QPSK 36RB_0	26965/841.5	1:1	1.170	0.09	22.35	23.00	1.161	1.359	22.1
Product specific 10g SAR Test data(Separate 0mm 100%RB)											
Back side	15	QPSK 75RB_0	26965/841.5	1:1	1.300	0.04	22.29	23.00	1.178	1.531	22.1
Product specific 10g SAR Test data(Separate 0mm) at the worst case with Battery 2#											
Back side	15	QPSK 1RB_74	26965/841.5	1:1	1.990	0.02	23.25	24.00	1.189	2.365	22.1

Table 29: SAR of LTE Band 26 for Head and Body.

Note:

- The maximum Scaled SAR value is marked in bold. Graph results refer to Appendix B.
- Per KDB447498 D01, testing of other required channels within the operating mode of a frequency band is not required when the reported 1-g or 10-g SAR for the mid-band or highest output power channel is:
 - ≤ 0.8W/kg for 1-g or 2.0W/kg for 10-g respectively, when the transmission band is ≤ 100MHz.
 - ≤ 0.6 W/kg or 1.5 W/kg, for 1-g or 10-g respectively, when the transmission band is between 100 MHz and 200 MHz.
 - ≤ 0.4 W/kg or 1.0 W/kg, for 1-g or 10-g respectively, when the transmission band is ≥ 200 MHz.

Test Position	Channel/ Frequency	Measured SAR (1g)	1 st Repeated	Ratio	2 nd Repeated	3 rd Repeated
	(MHz)		SAR (1g)		SAR (1g)	SAR (1g)
Back side	26765/821.5	1.070	0.986	1.085	N/A	N/A

Note: 1) When the original highest measured SAR is ≥ 0.80 W/kg, the measurement was repeated once.

2) A second repeated measurement was performed only if the ratio of largest to smallest SAR for the original and first repeated measurements was > 1.20 or when the original or repeated measurement was ≥ 1.45 W/kg (~ 10% from the 1-g SAR limit).

3) A third repeated measurement was performed only if the original, first or second repeated measurement was ≥ 1.5 W/kg and the ratio of largest to smallest SAR for the original, first and second repeated measurements is > 1.20.

4) Repeated measurements are not required when the original highest measured SAR is < 0.80 W/kg

Test Position	Channel/ Frequency	Measured SAR (10g)	1 st Repeated	Ratio	2 nd Repeated	3 rd Repeated
	(MHz)		SAR (10g)		SAR (10g)	SAR (10g)
Back side	26865/831.5	2.110	2.070	1.019	N/A	N/A

Note: 1) When the original highest measured SAR is ≥ 2.0 W/kg, the measurement was repeated once.

2) A second repeated measurement was performed only if the ratio of largest to smallest SAR for the original and first repeated measurements was > 1.2 or when the original or repeated measurement was ≥ 3.625 W/kg (~ 10% from the 1-g SAR limit).

3) A third repeated measurement was performed only if the original, first or second repeated measurement was ≥ 3.75 W/kg and the ratio of largest to smallest SAR for the original, first and second repeated measurements is > 1.20.

4) Repeated measurements are not required when the original highest measured SAR is < 2.0 W/kg

Table 30: SAR Measurement Variability Results.



Unless otherwise agreed in writing, this document is issued by the Company subject to its General Conditions of Service printed overleaf, available on request or accessible at <http://www.sgs.com/en/Terms-and-Conditions.aspx> and, for electronic format documents, subject to Terms and Conditions for Electronic Documents at <http://www.sgs.com/en/Terms-and-Conditions/Terms-e-Documents.aspx>. Attention is drawn to the limitation of liability, indemnification and jurisdiction issues defined therein. Any holder of this document is advised that information contained hereon reflects the Company's findings at the time of its intervention only and within the limits of Client's instructions, if any. The Company's sole responsibility is to its Client and this document does not exonerate parties to a transaction from exercising all their rights and obligations under the transaction documents. This document cannot be reproduced except in full, without prior written approval of the Company. Any unauthorized alteration, forgery or falsification of the content or appearance of this document is unlawful and offenders may be prosecuted to the fullest extent of the law. Unless otherwise stated the results shown in this test report refer only to the sample(s) tested and such sample(s) are retained for 30 days only.

8.3.9 SAR Result of LTE Band 38

Test position	BW	Test mode	Test Ch./Freq.	Duty Cycle	SAR (W/kg)1-g	Power Drift(dB)	Conducted power(dBm)	Tune up Limit(dBm)	Scaled factor	Scaled SAR(W/kg)	Liquid Temp.
Head Test data(1RB)											
Left cheek	20	QPSK 1RB_0	38150/2610	1:1.58	0.082	0.00	23.10	24.00	1.230	0.101	22.1
Left tilted	20	QPSK 1RB_0	38150/2610	1:1.58	0.020	-0.03	23.10	24.00	1.230	0.024	22.1
Right cheek	20	QPSK 1RB_0	38150/2610	1:1.58	0.053	0.09	23.10	24.00	1.230	0.065	22.1
Right tilted	20	QPSK 1RB_0	38150/2610	1:1.58	0.037	-0.02	23.10	24.00	1.230	0.045	22.1
Head Test data(50%RB)											
Left cheek	20	QPSK 50RB_50	38000/2595	1:1.58	0.044	-0.04	22.18	23.00	1.208	0.053	22.1
Left tilted	20	QPSK 50RB_50	38000/2595	1:1.58	0.007	0.05	22.18	23.00	1.208	0.009	22.1
Right cheek	20	QPSK 50RB_50	38000/2595	1:1.58	0.039	0.03	22.18	23.00	1.208	0.047	22.1
Right tilted	20	QPSK 50RB_50	38000/2595	1:1.58	0.022	0.07	22.18	23.00	1.208	0.026	22.1
Head Test Data at the worst case with Battery 2#											
Left cheek	20	QPSK 1RB_0	38150/2610	1:1.58	0.071	-0.13	23.10	24.00	1.230	0.087	22.1
Body worn Test data(Separate 5mm 1RB)											
Front side	20	QPSK 1RB_99	38000/2595	1:1.58	0.366	0.04	20.79	21.00	1.050	0.384	22.1
Back side	20	QPSK 1RB_99	38000/2595	1:1.58	1.150	-0.01	20.79	21.00	1.050	1.207	22.1
Back side	20	QPSK 1RB_99	37850/2580	1:1.58	1.080	0.01	20.74	21.00	1.062	1.147	22.1
Back side	20	QPSK 1RB_99	38150/2610	1:1.58	1.230	0.01	20.68	21.00	1.076	1.324	22.1
Back side with headset1	20	QPSK 1RB_99	38150/2610	1:1.58	1.210	-0.04	20.68	21.00	1.076	1.303	22.1
Back side with headset2	20	QPSK 1RB_99	38150/2610	1:1.58	1.130	-0.06	20.68	21.00	1.076	1.216	22.1
Body worn Test data (Separate 5mm 50%RB)											
Front side	20	QPSK 50RB_50	37850/2580	1:1.58	0.320	0.08	20.82	21.00	1.042	0.334	22.1
Back side	20	QPSK 50RB_50	37850/2580	1:1.58	1.030	-0.09	20.82	21.00	1.042	1.074	22.1
Back side	20	QPSK 50RB_25	38000/2595	1:1.58	1.110	-0.04	20.72	21.00	1.067	1.184	22.1
Back side	20	QPSK 50RB_25	38150/2610	1:1.58	1.240	0.09	20.75	21.00	1.059	1.313	22.1
Body worn Test data (Separate 5mm 100%RB)											
Back side	20	QPSK 100RB_0	37850/2580	1:1.58	1.030	-0.05	20.75	21.00	1.059	1.091	22.1
Body worn Test data(Separate 5mm) at the worst case with Battery 2#											
Back side	20	QPSK 1RB_99	38150/2610	1:1.58	1.100	0.06	20.68	21.00	1.076	1.184	22.1
Hotspot Test data(Separate 5mm 1RB)											
Front side	20	QPSK 1RB_99	38000/2595	1:1.58	0.345	0.09	20.79	21.00	1.050	0.362	22.1
Back side	20	QPSK 1RB_99	38000/2595	1:1.58	1.150	-0.01	20.79	21.00	1.050	1.207	22.1
Back side	20	QPSK 1RB_99	37850/2580	1:1.58	1.080	0.01	20.74	21.00	1.062	1.147	22.1
Back side	20	QPSK 1RB_99	38150/2610	1:1.58	1.230	0.01	20.68	21.00	1.076	1.324	22.1
Left side	20	QPSK 1RB_99	38000/2595	1:1.58	0.141	0.03	20.79	21.00	1.050	0.148	22.1
Right side	20	QPSK 1RB_99	38000/2595	1:1.58	0.051	0.01	20.79	21.00	1.050	0.054	22.1
Bottom side	20	QPSK 1RB_99	38000/2595	1:1.58	1.230	-0.08	20.79	21.00	1.050	1.291	22.1
Bottom side	20	QPSK 1RB_99	37850/2580	1:1.58	1.140	-0.04	20.74	21.00	1.062	1.210	22.1
Bottom side	20	QPSK 1RB_99	38150/2610	1:1.58	1.280	-0.09	20.68	21.00	1.076	1.378	22.1
Bottom side-repeated	20	QPSK 1RB_99	38150/2610	1:1.58	1.150	0.05	20.68	21.00	1.076	1.238	22.1
Hotspot Test data (Separate 5mm 50%RB)											
Front side	20	QPSK 50RB_50	37850/2580	1:1.58	0.306	0.08	20.82	21.00	1.042	0.319	22.1
Back side	20	QPSK 50RB_50	37850/2580	1:1.58	1.030	-0.09	20.82	21.00	1.042	1.074	22.1
Back side	20	QPSK 50RB_25	38000/2595	1:1.58	1.110	-0.04	20.72	21.00	1.067	1.184	22.1
Back side	20	QPSK 50RB_25	38150/2610	1:1.58	1.240	0.09	20.75	21.00	1.059	1.313	22.1
Left side	20	QPSK 50RB_50	37850/2580	1:1.58	0.128	-0.11	20.82	21.00	1.042	0.133	22.1
Right side	20	QPSK 50RB_50	37850/2580	1:1.58	0.045	0.15	20.82	21.00	1.042	0.047	22.1
Bottom side	20	QPSK 50RB_50	37850/2580	1:1.58	0.971	0.02	20.82	21.00	1.042	1.012	22.1
Bottom side	20	QPSK 50RB_25	38000/2595	1:1.58	1.030	0.01	20.72	21.00	1.067	1.099	22.1
Bottom side	20	QPSK 50RB_25	38150/2610	1:1.58	1.020	0.06	20.75	21.00	1.059	1.080	22.1
Hotspot Test data (Separate 5mm 100%RB)											



Unless otherwise agreed in writing, this document is issued by the Company subject to its General Conditions of Service printed overleaf, available on request or accessible at <http://www.sgs.com/en/Terms-and-Conditions.aspx> and, for electronic format documents, subject to Terms and Conditions for Electronic Documents at <http://www.sgs.com/en/Terms-and-Conditions/Terms-e-Documents.aspx>. Attention is drawn to the limitation of liability, indemnification and jurisdiction issues defined therein. Any holder of this document is advised that information contained hereon reflects the Company's findings at the time of its intervention only and within the limits of Client's instructions, if any. The Company's sole responsibility is to its Client and this document does not exonerate parties to a transaction from exercising all their rights and obligations under the transaction documents. This document cannot be reproduced except in full, without prior written approval of the Company. Any unauthorized alteration, forgery or falsification of the content or appearance of this document is unlawful and offenders may be prosecuted to the fullest extent of the law. Unless otherwise stated the results shown in this test report refer only to the sample(s) tested and such sample(s) are retained for 30 days only.

Attention: To check the authenticity of testing/inspection report & certificate, please contact us at telephone: (86-755) 8307 1443, or email: CN.Doccheck@sgs.com

Back side	20	QPSK 100RB_0	37850/2580	1:1.58	1.030	-0.05	20.75	21.00	1.059	1.091	22.1
Bottom side	20	QPSK 100RB_0	38000/2595	1:1.58	1.000	0.07	20.75	21.00	1.059	1.059	22.1
Hotspot Test data(Separate 5mm) at the worst case with Battery 2#											
Bottom side	20	QPSK 1RB_99	38150/2610	1:1.58	1.020	-0.13	20.68	21.00	1.076	1.098	22.1
Test position	BW.	Test mode	Test Ch./Freq.	Duty Cycle	SAR (W/kg)10-g	Power Drift(dB)	Conducted power(dBm)	Tune up Limit(dBm)	Scaled factor	Scaled SAR(W/kg)	Liquid Temp.
Limbs Test data(Separate 0mm 1RB)											
Back side	20	QPSK 1RB_99	38000/2595	1:1.58	1.180	0.03	20.79	21.00	1.050	1.238	22.1
Bottom side	20	QPSK 1RB_99	38000/2595	1:1.58	1.120	0.04	20.79	21.00	1.050	1.175	22.1
Limbs Test data (Separate 0mm 50%RB)											
Back side	20	QPSK 50RB_50	37850/2580	1:1.58	1.130	-0.03	20.82	21.00	1.042	1.178	22.1
Bottom side	20	QPSK 50RB_50	37850/2580	1:1.58	1.100	0.02	20.82	21.00	1.042	1.147	22.1
Limbs Test Data(Separate 5mm) at the worst case with SIM2											
Back side	20	QPSK 1RB_99	38000/2595	1:1.58	1.090	0.05	20.79	21.00	1.050	1.144	22.1

Table 31: SAR of LTE Band 38 for Head and Body.

Note:

- The maximum Scaled SAR value is marked in bold. Graph results refer to Appendix B.
- Per KDB447498 D01, testing of other required channels within the operating mode of a frequency band is not required when the reported 1-g or 10-g SAR for the mid-band or highest output power channel is:
 - ≤ 0.8W/kg for 1-g or 2.0W/kg for 10-g respectively, when the transmission band is ≤ 100MHz.
 - ≤ 0.6 W/kg or 1.5 W/kg, for 1-g or 10-g respectively, when the transmission band is between 100 MHz and 200 MHz.
 - ≤ 0.4 W/kg or 1.0 W/kg, for 1-g or 10-g respectively, when the transmission band is ≥ 200 MHz.

Test Position	Channel/ Frequency	Measured SAR (1g)	1 st Repeated	Ratio	2 nd Repeated	3 rd Repeated
	(MHz)		SAR (1g)		SAR (1g)	SAR (1g)
Bottom side	38150/2610	1.280	1.150	1.113	N/A	N/A

Note: 1) When the original highest measured SAR is ≥ 0.80 W/kg, the measurement was repeated once.

2) A second repeated measurement was performed only if the ratio of largest to smallest SAR for the original and first repeated measurements was > 1.20 or when the original or repeated measurement was ≥ 1.45 W/kg (~ 10% from the 1-g SAR limit).

3) A third repeated measurement was performed only if the original, first or second repeated measurement was ≥ 1.5 W/kg and the ratio of largest to smallest SAR for the original, first and second repeated measurements is > 1.20.

4) Repeated measurements are not required when the original highest measured SAR is < 0.80 W/kg

Table 32: SAR Measurement Variability Results.



Unless otherwise agreed in writing, this document is issued by the Company subject to its General Conditions of Service printed overleaf, available on request or accessible at <http://www.sgs.com/en/Terms-and-Conditions.aspx> and, for electronic format documents, subject to Terms and Conditions for Electronic Documents at <http://www.sgs.com/en/Terms-and-Conditions/Terms-e-Documents.aspx>. Attention is drawn to the limitation of liability, indemnification and jurisdiction issues defined therein. Any holder of this document is advised that information contained hereon reflects the Company's findings at the time of its intervention only and within the limits of Client's instructions, if any. The Company's sole responsibility is to its Client and this document does not exonerate parties to a transaction from exercising all their rights and obligations under the transaction documents. This document cannot be reproduced except in full, without prior written approval of the Company. Any unauthorized alteration, forgery or falsification of the content or appearance of this document is unlawful and offenders may be prosecuted to the fullest extent of the law. Unless otherwise stated the results shown in this test report refer only to the sample(s) tested and such sample(s) are retained for 30 days only.

8.3.10 SAR Result of LTE Band 41

Test position	BW.	Test mode	Test Ch./Freq.	Duty Cycle	SAR (W/kg)1-g	Power Drift(dB)	Conducted power(dBm)	Tune up Limit(dBm)	Scaled factor	Scaled SAR(W/kg)	Liquid Temp.
Head Test data(1RB)											
Left cheek	20	QPSK 1RB_0	40140/2545	1:1.58	0.124	0.04	23.13	24.00	1.222	0.152	22.1
Left tilted	20	QPSK 1RB_0	40140/2545	1:1.58	0.102	-0.06	23.13	24.00	1.222	0.125	22.1
Right cheek	20	QPSK 1RB_0	40140/2545	1:1.58	0.134	-0.03	23.13	24.00	1.222	0.164	22.1
Right tilted	20	QPSK 1RB_0	40140/2545	1:1.58	0.068	-0.04	23.13	24.00	1.222	0.083	22.1
Head Test data(50%RB)											
Left cheek	20	QPSK 50RB_0	40140/2545	1:1.58	0.119	-0.01	22.20	23.00	1.202	0.143	22.1
Left tilted	20	QPSK 50RB_0	40140/2545	1:1.58	0.067	0.13	22.20	23.00	1.202	0.081	22.1
Right cheek	20	QPSK 50RB_0	40140/2545	1:1.58	0.090	-0.06	22.20	23.00	1.202	0.108	22.1
Right tilted	20	QPSK 50RB_0	40140/2545	1:1.58	0.053	0.02	22.20	23.00	1.202	0.064	22.1
Head Test Data at the worst case with Battery 2#											
Right cheek	20	QPSK 1RB_0	40140/2545	1:1.58	0.125	0.08	23.13	24.00	1.222	0.153	22.1
Body worn Test data(Separate 5mm 1RB)											
Front side	20	QPSK 1RB_50	40473/2578.3	1:1.58	0.320	0.04	20.81	21.50	1.172	0.375	22.1
Back side	20	QPSK 1RB_50	40473/2578.3	1:1.58	0.953	-0.12	20.81	21.50	1.172	1.117	22.1
Back side	20	QPSK 1RB_50	40140/2545	1:1.58	0.812	0.02	20.80	21.50	1.175	0.954	22.1
Back side	20	QPSK 1RB_50	40807/2611.7	1:1.58	1.030	0.09	20.62	21.50	1.225	1.261	22.1
Back side	20	QPSK 1RB_0	41140/2645	1:1.58	1.130	0.04	20.54	21.50	1.247	1.410	22.1
Back side-repeated	20	QPSK 1RB_0	41140/2645	1:1.58	1.030	0.04	20.54	21.50	1.247	1.285	22.1
Back side with headset1	20	QPSK 1RB_0	41140/2645	1:1.58	1.060	0.00	20.54	21.50	1.247	1.322	22.1
Back side with headset2	20	QPSK 1RB_0	41140/2645	1:1.58	1.010	-0.04	20.54	21.50	1.247	1.260	22.1
Body worn Test data (Separate 5mm 50%RB)											
Front side	20	QPSK 50RB_25	40473/2578.3	1:1.58	0.312	0.05	20.77	21.50	1.183	0.369	22.1
Back side	20	QPSK 50RB_25	40473/2578.3	1:1.58	0.924	0.09	20.77	21.50	1.183	1.093	22.1
Back side	20	QPSK 50RB_25	40140/2545	1:1.58	0.817	0.09	20.63	21.50	1.222	0.998	22.1
Back side	20	QPSK 50RB_25	40807/2611.7	1:1.58	1.010	0.05	20.67	21.50	1.211	1.223	22.1
Back side	20	QPSK 50RB_0	41140/2645	1:1.58	1.050	0.16	20.65	21.50	1.216	1.277	22.1
Body worn Test data (Separate 5mm 100%RB)											
Back side	20	QPSK 100RB_0	40473/2578.3	1:1.58	1.110	0.08	20.59	21.50	1.233	1.369	22.1
Body worn Test data(Separate 5mm) at the worst case with Battery 2#											
Back side	20	QPSK 1RB_0	41140/2645	1:1.58	1.110	0.06	20.54	21.50	1.247	1.385	22.1
Hotspot Test data(Separate 5mm 1RB)											
Front side	20	QPSK 1RB_50	40473/2578.3	1:1.58	0.359	0.04	20.81	21.50	1.172	0.421	22.1
Back side	20	QPSK 1RB_50	40473/2578.3	1:1.58	0.953	-0.12	20.81	21.50	1.172	1.117	22.1
Left side	20	QPSK 1RB_50	40473/2578.3	1:1.58	0.180	-0.05	20.81	21.50	1.172	0.211	22.1
Right side	20	QPSK 1RB_50	40473/2578.3	1:1.58	0.025	0.07	20.81	21.50	1.172	0.030	22.1
Bottom side	20	QPSK 1RB_50	40473/2578.3	1:1.58	1.070	-0.09	20.81	21.50	1.172	1.254	22.1
Back side	20	QPSK 1RB_50	40140/2545	1:1.58	0.812	0.02	20.80	21.50	1.175	0.954	22.1
Back side	20	QPSK 1RB_50	40807/2611.7	1:1.58	1.030	0.09	20.62	21.50	1.225	1.261	22.1
Back side	20	QPSK 1RB_0	41140/2645	1:1.58	1.130	0.04	20.54	21.50	1.247	1.410	22.1
Bottom side	20	QPSK 1RB_50	40140/2545	1:1.58	0.789	-0.09	20.80	21.50	1.175	0.927	22.1
Bottom side	20	QPSK 1RB_50	40807/2611.7	1:1.58	0.838	-0.04	20.62	21.50	1.225	1.026	22.1
Bottom side	20	QPSK 1RB_0	41140/2645	1:1.58	0.927	-0.09	20.54	21.50	1.247	1.156	22.1
Hotspot Test data (Separate 5mm 50%RB)											
Front side	20	QPSK 50RB_25	40473/2578.3	1:1.58	0.365	0.08	20.77	21.50	1.183	0.432	22.1
Back side	20	QPSK 50RB_25	40473/2578.3	1:1.58	0.924	0.09	20.77	21.50	1.183	1.093	22.1
Left side	20	QPSK 50RB_25	40473/2578.3	1:1.58	0.173	0.01	20.77	21.50	1.183	0.205	22.1
Right side	20	QPSK 50RB_25	40473/2578.3	1:1.58	0.026	0.03	20.77	21.50	1.183	0.030	22.1
Bottom side	20	QPSK 50RB_25	40473/2578.3	1:1.58	1.060	-0.06	20.77	21.50	1.183	1.254	22.1



Unless otherwise agreed in writing, this document is issued by the Company subject to its General Conditions of Service printed overleaf, available on request or accessible at <http://www.sgs.com/en/Terms-and-Conditions.aspx> and, for electronic format documents, subject to Terms and Conditions for Electronic Documents at <http://www.sgs.com/en/Terms-and-Conditions/Terms-e-Documents.aspx>. Attention is drawn to the limitation of liability, indemnification and jurisdiction issues defined therein. Any holder of this document is advised that information contained hereon reflects the Company's findings at the time of its intervention only and within the limits of Client's instructions, if any. The Company's sole responsibility is to its Client and this document does not exonerate parties to a transaction from exercising all their rights and obligations under the transaction documents. This document cannot be reproduced except in full, without prior written approval of the Company. Any unauthorized alteration, forgery or falsification of the content or appearance of this document is unlawful and offenders may be prosecuted to the fullest extent of the law. Unless otherwise stated the results shown in this test report refer only to the sample(s) tested and such sample(s) are retained for 30 days only.

To check the authenticity of testing/inspection report & certificate, please contact us at telephone: (86-755) 8307 1443, or email: CN.Doccheck@sgs.com

No.1 Workshop, M-10, Middle Section, Science & Technology Park, Shenzhen, China 518057 t (86-755) 26012053 f (86-755) 26710594 www.sgsgroup.com.cn
 中国·深圳·科技园中区M-10栋一号厂房 邮编: 518057 t (86-755) 26012053 f (86-755) 26710594 sgs.china@sgs.com

Back side	20	QPSK 50RB_25	40140/2545	1:1.58	0.817	0.09	20.63	21.50	1.222	0.998	22.1
Back side	20	QPSK 50RB_25	40807/2611.7	1:1.58	1.010	0.05	20.67	21.50	1.211	1.223	22.1
Back side	20	QPSK 50RB_0	41140/2645	1:1.58	1.050	0.16	20.65	21.50	1.216	1.277	22.1
Bottom side	20	QPSK 50RB_25	40140/2545	1:1.58	0.806	-0.04	20.63	21.50	1.222	0.985	22.1
Bottom side	20	QPSK 50RB_25	40807/2611.7	1:1.58	0.847	-0.08	20.67	21.50	1.211	1.025	22.1
Bottom side	20	QPSK 50RB_0	41140/2645	1:1.58	0.933	-0.05	20.65	21.50	1.216	1.135	22.1
Hotspot Test data (Separate 5mm 100%RB)											
Back side	20	QPSK 100RB_0	40473/2578.3	1:1.58	1.110	0.08	20.59	21.50	1.233	1.369	22.1
Bottom side	20	QPSK 100RB_0	40473/2578.3	1:1.58	1.010	-0.04	20.59	21.50	1.233	1.245	22.1
Hotspot Test data(Separate 5mm) at the worst case with Battery 2#											
Back side	20	QPSK 1RB_0	40473/2578.3	1:1.58	1.110	0.06	20.81	21.50	1.172	1.301	22.1
Test position	BW.	Test mode	Test Ch./Freq.	Duty Cycle	SAR (W/kg)1-g	Power Drift(dB)	Conducted power(dBm)	Tune up Limit(dBm)	Scaled factor	Scaled SAR(W/kg)	Liquid Temp.
Product specific 10g SAR Test data(Separate 0mm 1RB)											
Back side	20	QPSK 1RB_50	40473/2578.3	1:1.58	0.990	0.02	20.81	21.50	1.172	1.160	22.1
Bottom side	20	QPSK 1RB_50	40473/2578.3	1:1.58	0.924	0.08	20.81	21.50	1.172	1.083	22.1
Product specific 10g SAR Test data(Separate 0mm 50%RB)											
Back side	20	QPSK 50RB_25	40473/2578.3	1:1.58	1.030	0.02	20.77	21.50	1.183	1.219	22.1
Bottom side	20	QPSK 50RB_25	40473/2578.3	1:1.58	0.981	0.16	20.77	21.50	1.183	1.161	22.1
Product specific 10g SAR Test data(Separate 0mm) at the worst case with Battery 2#											
Back side	20	QPSK 50RB_25	40473/2578.3	1:1.58	0.995	0.13	20.77	21.50	1.183	1.177	22.1

Table 33: SAR of LTE Band 41 for Head and Body.

Note:

- The maximum Scaled SAR value is marked in bold. Graph results refer to Appendix B.
- Per KDB447498 D01, testing of other required channels within the operating mode of a frequency band is not required when the reported 1-g or 10-g SAR for the mid-band or highest output power channel is:
 - ≤ 0.8W/kg for 1-g or 2.0W/kg for 10-g respectively, when the transmission band is ≤ 100MHz.
 - ≤ 0.6 W/kg or 1.5 W/kg, for 1-g or 10-g respectively, when the transmission band is between 100 MHz and 200 MHz.
 - ≤ 0.4 W/kg or 1.0 W/kg, for 1-g or 10-g respectively, when the transmission band is ≥ 200 MHz.

Test Position	Channel/ Frequency (MHz)	Measured SAR (1g)	1 st Repeated	Ratio	2 nd Repeated	3 rd Repeated
			SAR (1g)		SAR (1g)	SAR (1g)
Back side	41140/2645	1.130	1.030	1.097	N/A	N/A

Note: 1) When the original highest measured SAR is ≥ 0.80 W/kg, the measurement was repeated once.

2) A second repeated measurement was performed only if the ratio of largest to smallest SAR for the original and first repeated measurements was > 1.20 or when the original or repeated measurement was ≥ 1.45 W/kg (~ 10% from the 1-g SAR limit).

3) A third repeated measurement was performed only if the original, first or second repeated measurement was ≥ 1.5 W/kg and the ratio of largest to smallest SAR for the original, first and second repeated measurements is > 1.20.

4) Repeated measurements are not required when the original highest measured SAR is < 0.80 W/kg

Table 34: SAR Measurement Variability Results.



Unless otherwise agreed in writing, this document is issued by the Company subject to its General Conditions of Service printed overleaf, available on request or accessible at <http://www.sgs.com/en/Terms-and-Conditions.aspx> and, for electronic format documents, subject to Terms and Conditions for Electronic Documents at <http://www.sgs.com/en/Terms-and-Conditions/Terms-e-Documents.aspx>. Attention is drawn to the limitation of liability, indemnification and jurisdiction issues defined therein. Any holder of this document is advised that information contained hereon reflects the Company's findings at the time of its intervention only and within the limits of Client's instructions, if any. The Company's sole responsibility is to its Client and this document does not exonerate parties to a transaction from exercising all their rights and obligations under the transaction documents. This document cannot be reproduced except in full, without prior written approval of the Company. Any unauthorized alteration, forgery or falsification of the content or appearance of this document is unlawful and offenders may be prosecuted to the fullest extent of the law. Unless otherwise stated the results shown in this test report refer only to the sample(s) tested and such sample(s) are retained for 30 days only.

Attention: To check the authenticity of testing /inspection report & certificate, please contact us at telephone: (86-755) 8307 1443, or email: CN.Doccheck@sgs.com
No.1 Workshop, M-10, Middle Section, Science & Technology Park, Shenzhen, China 518057 t (86-755) 26012053 f (86-755) 26710594 www.sgs.com.cn
中国·深圳·科技园中区M-10栋一号厂房 邮编: 518057 t (86-755) 26012053 f (86-755) 26710594 sgs.china@sgs.com

8.3.11 SAR Result of WIFI 2.4G

Test position	Test mode	Test Ch./Freq.	Duty Cycle	Duty Cycle Scaled factor	SAR (W/kg)1-g	Power drift(dB)	Conducted power(dBm)	Tune up Limit(dBm)	Scaled factor	Scaled SAR(W/kg)	Liquid Temp.
Head Test data											
Left cheek	802.11b	11/2462	98.62%	1.014	0.681	-0.05	16.26	17.50	1.330	0.919	22.0
Left tilted	802.11b	11/2462	98.62%	1.014	0.463	-0.15	16.26	17.50	1.330	0.625	22.0
Right cheek	802.11b	11/2462	98.62%	1.014	0.281	0.00	16.26	17.50	1.330	0.379	22.0
Right tilted	802.11b	11/2462	98.62%	1.014	0.203	-0.10	16.26	17.50	1.330	0.274	22.0
Left cheek	802.11b	1/2412	98.62%	1.014	0.761	0.19	15.91	17.50	1.442	1.113	22.0
Left cheek	802.11b	6/2437	98.62%	1.014	0.663	0.01	15.70	17.50	1.514	1.018	22.0
Head Test Data at the worst case with Battery 2#											
Left cheek	802.11b	11/2462	98.62%	1.014	0.692	-0.14	16.26	17.50	1.330	0.934	22.0
Body worn Test data (Separate 5mm)											
Front side	802.11b	11/2462	98.62%	1.014	0.451	0.19	18.05	19.50	1.396	0.639	22.0
Back side	802.11b	11/2462	98.62%	1.014	0.676	-0.17	18.05	19.50	1.396	0.957	22.0
Back side	802.11b	1/2412	98.62%	1.014	0.798	0.16	17.84	19.50	1.466	1.186	22.0
Back side	802.11b	6/2437	98.62%	1.014	0.656	0.10	17.78	19.50	1.486	0.988	22.0
Body worn Test data(Separate 5mm) at the worst case with Battery 2#											
Back side	802.11b	1/2412	98.62%	1.014	0.791	0.15	17.84	19.50	1.466	1.175	22.0
Hotspot Test data (Separate 5mm)											
Front side	802.11b	11/2462	98.62%	1.014	0.451	0.19	18.05	19.50	1.396	0.639	22.0
Back side	802.11b	11/2462	98.62%	1.014	0.676	-0.17	18.05	19.50	1.396	0.957	22.0
Back side	802.11b	1/2412	98.62%	1.014	0.798	0.16	17.84	19.50	1.466	1.186	22.0
Back side	802.11b	6/2437	98.62%	1.014	0.656	0.10	17.78	19.50	1.486	0.988	22.0
Right side	802.11b	11/2462	98.62%	1.014	0.483	0.14	18.05	19.50	1.396	0.684	22.0
Top side	802.11b	11/2462	98.62%	1.014	0.305	0.15	18.05	19.50	1.396	0.432	22.0
Hotspot Test data(Separate 5mm) at the worst case with Battery 2#											
Back side	802.11b	1/2412	98.62%	1.014	0.791	0.15	17.84	19.50	1.466	1.175	22.0

Table 35: SAR of WIFI 2.4G for Head and Body.

Note:

- 1) The maximum Scaled SAR value is marked in bold. Graph results refer to Appendix B.
- 2) Per KDB 648474 D04, Product Specific 10-g SAR test is not required for this frequency band since hotspot mode 1-g reported SAR < 1.2 W/kg.
- 3) When the highest reported SAR for the initial test configuration is adjusted by the ratio of the subsequent test configuration to initial test configuration specified maximum output power and the adjusted SAR is ≤ 1.2 W/kg, SAR test for the other 802.11 modes are not required.



Unless otherwise agreed in writing, this document is issued by the Company subject to its General Conditions of Service printed overleaf, available on request or accessible at <http://www.sgs.com/en/Terms-and-Conditions.aspx> and, for electronic format documents, subject to Terms and Conditions for Electronic Documents at <http://www.sgs.com/en/Terms-and-Conditions/Terms-e-Documents.aspx>. Attention is drawn to the limitation of liability, indemnification and jurisdiction issues defined therein. Any holder of this document is advised that information contained hereon reflects the Company's findings at the time of its intervention only and within the limits of Client's instructions, if any. The Company's sole responsibility is to its Client and this document does not exonerate parties to a transaction from exercising all their rights and obligations under the transaction documents. This document cannot be reproduced except in full, without prior written approval of the Company. Any unauthorized alteration, forgery or falsification of the content or appearance of this document is unlawful and offenders may be prosecuted to the fullest extent of the law. Unless otherwise stated the results shown in this test report refer only to the sample(s) tested and such sample(s) are retained for 30 days only.

Attention: To check the authenticity of testing /inspection report & certificate, please contact us at telephone: (86-755) 8307 1443, or email: CN.Doccheck@sgs.com
 No.1 Workshop, M-10, Middle Section, Science & Technology Park, Shenzhen, China 518057 t (86-755) 26012053 f (86-755) 26710594 www.sgs.com.cn
 中国·深圳·科技园中区M-10栋一号厂房 邮编: 518057 t (86-755) 26012053 f (86-755) 26710594 sgs.china@sgs.com

8.3.12 SAR Result of BT

Test position	Test mode	Test Ch./Freq.	Duty Cycle	Duty Cycle Scaled factor	SAR (W/kg)1-g	Power drift(dB)	Conducted power(dBm)	Tune up Limit(dBm)	Scaled factor	Scaled SAR(W/kg)	Liquid Temp.
Head Test data											
Left cheek	DH5	0/2402	76.80%	1.302	0.220	0.19	9.95	11.00	1.274	0.365	22.0
Left tilted	DH5	0/2402	76.80%	1.302	0.150	0.14	9.95	11.00	1.274	0.249	22.0
Right cheek	DH5	0/2402	76.80%	1.302	0.100	-0.06	9.95	11.00	1.274	0.166	22.0
Right tilted	DH5	0/2402	76.80%	1.302	0.069	-0.01	9.95	11.00	1.274	0.114	22.0
Head Test Data at the worst case with Battery 2#											
Left cheek	802.11b	0/2402	76.80%	1.302	0.216	0.11	9.95	11.00	1.274	0.358	22.0
Body worn Test data (Separate 5mm)											
Front side	802.11b	0/2402	76.80%	1.302	0.077	-0.11	9.95	11.00	1.274	0.128	22.0
Back side	802.11b	0/2402	76.80%	1.302	0.147	-0.06	9.95	11.00	1.274	0.244	22.0
Body worn Test data(Separate 5mm) at the worst case with Battery 2#											
Back side	802.11b	0/2402	76.80%	1.302	0.146	0.05	9.95	11.00	1.274	0.242	22.0
Hotspot Test data (Separate 5mm)											
Front side	802.11b	0/2402	76.80%	1.302	0.077	-0.11	9.95	11.00	1.274	0.128	22.0
Back side	802.11b	0/2402	76.80%	1.302	0.147	-0.06	9.95	11.00	1.274	0.244	22.0
Right side	802.11b	0/2402	76.80%	1.302	0.110	-0.04	9.95	11.00	1.274	0.182	22.0
Top side	802.11b	0/2402	76.80%	1.302	0.056	0.18	9.95	11.00	1.274	0.093	22.0
Hotspot Test data(Separate 5mm) at the worst case with Battery 2#											
Back side	802.11b	0/2402	76.80%	1.302	0.146	0.05	9.95	11.00	1.274	0.242	22.0

Table 36: SAR of BT for Head and Body.

Note:

- The maximum Scaled SAR value is marked in bold. Graph results refer to Appendix B.
- Per KDB447498 D01, testing of other required channels within the operating mode of a frequency band is not required when the reported 1-g or 10-g SAR for the mid-band or highest output power channel is:
 - ≤ 0.8W/kg for 1-g or 2.0W/kg for 10-g respectively, when the transmission band is ≤ 100MHz.
 - ≤ 0.6 W/kg or 1.5 W/kg, for 1-g or 10-g respectively, when the transmission band is between 100 MHz and 200 MHz.
 - ≤ 0.4 W/kg or 1.0 W/kg, for 1-g or 10-g respectively, when the transmission band is ≥ 200 MHz.



Unless otherwise agreed in writing, this document is issued by the Company subject to its General Conditions of Service printed overleaf, available on request or accessible at <http://www.sgs.com/en/Terms-and-Conditions.aspx> and, for electronic format documents, subject to Terms and Conditions for Electronic Documents at <http://www.sgs.com/en/Terms-and-Conditions/Terms-e-Documents.aspx>. Attention is drawn to the limitation of liability, indemnification and jurisdiction issues defined therein. Any holder of this document is advised that information contained hereon reflects the Company's findings at the time of its intervention only and within the limits of Client's instructions, if any. The Company's sole responsibility is to its Client and this document does not exonerate parties to a transaction from exercising all their rights and obligations under the transaction documents. This document cannot be reproduced except in full, without prior written approval of the Company. Any unauthorized alteration, forgery or falsification of the content or appearance of this document is unlawful and offenders may be prosecuted to the fullest extent of the law. Unless otherwise stated the results shown in this test report refer only to the sample(s) tested and such sample(s) are retained for 30 days only.

Attention: To check the authenticity of testing /inspection report & certificate, please contact us at telephone: (86-755) 8307 1443, or email: CN.Doccheck@sgs.com
 No.1 Workshop, M-10, Middle Section, Science & Technology Park, Shenzhen, China 518057 t (86-755) 26012053 f (86-755) 26710594 www.sgs.com.cn
 中国·深圳·科技园中区M-10栋一号厂房 邮编: 518057 t (86-755) 26012053 f (86-755) 26710594 sgs.china@sgs.com

8.4 Multiple Transmitter Evaluation

8.4.1 Simultaneous SAR test evaluation

- Simultaneous Transmission Possibilities

NO.	Simultaneous Tx Combination	Head	Body	Hotspot	Product Specific 10-g (0mm)
1	GSM Voice + BT	Yes	Yes	Yes	Yes
2	GSM DATA + BT	N/A	Yes	Yes	Yes
3	GSM Voice + WiFi 2.4G	Yes	Yes	Yes	Yes
4	GSM DATA + WiFi 2.4G	N/A	Yes	Yes	Yes
5	UMTS + BT	Yes	Yes	Yes	Yes
6	UMTS + WiFi 2.4G	Yes	Yes	Yes	Yes
7	LTE + WiFi 2.4G	Yes	Yes	Yes	Yes
8	LTE + BT	Yes	Yes	Yes	Yes

Note:

- 1) Wi-Fi 2.4G and Bluetooth share the same Tx antenna and can't transmit simultaneously.
- 2) The device does not support DTM function.



Unless otherwise agreed in writing, this document is issued by the Company subject to its General Conditions of Service printed overleaf, available on request or accessible at <http://www.sgs.com/en/Terms-and-Conditions.aspx> and, for electronic format documents, subject to Terms and Conditions for Electronic Documents at <http://www.sgs.com/en/Terms-and-Conditions/Terms-e-Documents.aspx>. Attention is drawn to the limitation of liability, indemnification and jurisdiction issues defined therein. Any holder of this document is advised that information contained hereon reflects the Company's findings at the time of its intervention only and within the limits of Client's instructions, if any. The Company's sole responsibility is to its Client and this document does not exonerate parties to a transaction from exercising all their rights and obligations under the transaction documents. This document cannot be reproduced except in full, without prior written approval of the Company. Any unauthorized alteration, forgery or falsification of the content or appearance of this document is unlawful and offenders may be prosecuted to the fullest extent of the law. Unless otherwise stated the results shown in this test report refer only to the sample(s) tested and such sample(s) are retained for 30 days only.

Attention: To check the authenticity of testing /inspection report & certificate, please contact us at telephone: (86-755) 8307 1443, or email: CN.Doccheck@sgs.com

8.4.2 Simultaneous Transmission SAR Summation Scenario

Test position		Main Antenna SARmax (W/kg)										WiFi Antenna SARmax (W/kg)		Summed 1g SARmax (W/kg)	SPLSR
		GSM 850	GSM 1900	WCDMA Band II	WCDMA Band V	LTE Band 2	LTE Band 5	LTE Band 7	LTE Band 26	LTE Band 38	LTE Band 41	WiFi 2.4G	BT		
Head	Left cheek	0.320	0.116	0.317	0.408	0.317	0.470	0.117	0.247	0.101	0.152	1.113	0.365	1.583	NA
	Left tilted	0.174	0.075	0.250	0.306	0.242	0.154	0.025	0.132	0.024	0.125	0.625	0.249	0.931	NA
	Right cheek	0.323	0.097	0.301	0.437	0.280	0.476	0.080	0.256	0.065	0.164	0.379	0.166	0.855	NA
	Right tilted	0.181	0.064	0.167	0.343	0.191	0.139	0.062	0.149	0.045	0.083	0.274	0.114	0.617	NA
Body-worn (5mm)	Front	0.665	0.491	0.861	0.598	0.635	0.464	0.343	0.394	0.384	0.375	0.639	0.128	1.500	NA
	Back	1.044	1.097	1.363	1.072	1.073	0.970	1.409	1.295	1.324	1.410	1.186	0.244	2.596	Yes
Hotspot (5mm)	Front	0.552	0.642	0.492	0.598	0.670	0.464	0.324	0.394	0.362	0.432	0.639	0.128	1.309	NA
	Back	1.304	1.306	0.728	1.072	1.035	0.970	1.343	1.295	1.324	1.410	1.186	0.244	2.596	Yes
	Left	0.465	0.298	0.180	0.504	0.267	0.447	0.078	0.318	0.148	0.211	/	/	0.504	NA
	Right	0.465	0.084	0.062	0.497	0.085	0.465	0.046	0.355	0.054	0.030	0.684	0.182	1.181	NA
	Top	/	/	/	/	/	/	/	/	/	/	0.432	0.093	0.432	NA
	Bottom	0.175	1.022	1.033	0.188	1.152	0.181	1.281	0.170	1.378	1.254	/	/	1.378	NA
Test position		Main Antenna SARmax (W/kg)										WiFi Antenna SARmax (W/kg)		Summed 10g SARmax (W/kg)	SPLSR
		GSM 850	GSM 1900	WCDMA Band II	WCDMA Band V	LTE Band 2	LTE Band 5	LTE Band 7	LTE Band 26	LTE Band 38	LTE Band 41	WiFi 2.4G	BT		
Product specific 10g SAR	Front	/	/	/	/	/	/	/	/	/	/	/	/	/	NA
	Back	2.782	2.175	/	/	1.298	/	1.304	2.508	1.238	1.219	/	/	2.782	NA
	Left	/	/	/	/	/	/	/	/	/	/	/	/	/	NA
	Right	/	/	/	/	/	/	/	/	/	/	/	/	/	NA
	Top	/	/	/	/	/	/	/	/	/	/	/	/	/	NA
	Bottom	/	1.637	1.509	/	1.335	/	1.560	/	1.175	1.161	/	/	1.637	NA

Body-worn:

Test position	Main Antenna SARmax (W/kg)										WiFi Antenna SARmax (W/kg)	Summed 1g SARmax (W/kg)	SPLSR	Case No
	GSM850	GSM1900	WCDMA Band II	WCDMA Band V	LTE Band 2	LTE Band 5	LTE Band 7	LTE Band 26	LTE Band 38	LTE Band 41	WiFi 2.4G			
Back	1.044	/	/	/	/	/	/	/	/	/	1.186	2.230	0.024	1#
Back	/	1.097	/	/	/	/	/	/	/	/	1.186	2.283	0.026	2#
Back	/	/	1.363	/	/	/	/	/	/	/	1.186	2.549	0.032	3#
Back	/	/	/	1.072	/	/	/	/	/	/	1.186	2.258	0.025	4#
Back	/	/	/	/	1.073	/	/	/	/	/	1.186	2.259	0.027	5#
Back	/	/	/	/	/	0.970	/	/	/	/	1.186	2.156	0.025	6#
Back	/	/	/	/	/	/	1.409	/	/	/	1.186	2.595	0.031	7#
Back	/	/	/	/	/	/	/	1.295	/	/	1.186	2.481	0.033	8#
Back	/	/	/	/	/	/	/	/	1.324	/	1.186	2.510	0.028	9#
Back	/	/	/	/	/	/	/	/	/	1.410	1.186	2.596	0.031	10#



Unless otherwise agreed in writing, this document is issued by the Company subject to its General Conditions of Service printed overleaf, available on request or accessible at <http://www.sgs.com/en/Terms-and-Conditions.aspx> and, for electronic format documents, subject to Terms and Conditions for Electronic Documents at <http://www.sgs.com/en/Terms-and-Conditions/Terms-e-Documents.aspx>. Attention is drawn to the limitation of liability, indemnification and jurisdiction issues defined therein. Any holder of this document is advised that information contained hereon reflects the Company's findings at the time of its intervention only and within the limits of Client's instructions, if any. The Company's sole responsibility is to its Client and this document does not exonerate parties to a transaction from exercising all their rights and obligations under the transaction documents. This document cannot be reproduced except in full, without prior written approval of the Company. Any unauthorized alteration, forgery or falsification of the content or appearance of this document is unlawful and offenders may be prosecuted to the fullest extent of the law. Unless otherwise stated the results shown in this test report refer only to the sample(s) tested and such sample(s) are retained for 30 days only.

Test position	Main Antenna SARmax (W/kg)										WiFi Antenna SARmax (W/kg)	Summed 1g SARmax (W/kg)	SPLSR	Case No
	GSM850	GSM1900	WCDMA Band II	WCDMA Band V	LTE Band 2	LTE Band 5	LTE Band 7	LTE Band 26	LTE Band 38	LTE Band 41	WiFi 2.4G			
Back	1.304	/	/	/	/	/	/	/	/	/	1.186	2.490	0.031	11#
Back	/	1.306	/	/	/	/	/	/	/	/	1.186	2.492	0.030	12#
Back	/	/	0.728	/	/	/	/	/	/	/	1.186	1.914	0.019	13#
Back	/	/	/	1.072	/	/	/	/	/	/	1.186	2.258	0.025	4#
Back	/	/	/	/	1.035	/	/	/	/	/	1.186	2.221	0.026	14#
Back	/	/	/	/	/	0.970	/	/	/	/	1.186	2.156	0.025	6#
Back	/	/	/	/	/	/	1.343	/	/	/	1.186	2.529	0.030	15#
Back	/	/	/	/	/	/	/	1.295	/	/	1.186	2.481	0.033	8#
Back	/	/	/	/	/	/	/	/	1.324	/	1.186	2.510	0.028	9#
Back	/	/	/	/	/	/	/	/	/	1.410	1.186	2.596	0.031	10#

Hotspot:

Test position	Main Antenna SARmax (W/kg)										WiFi Antenna SARmax (W/kg)	Summed 1g SARmax (W/kg)	SPLSR	Case No
	GSM850	GSM1900	WCDMA Band II	WCDMA Band V	LTE Band 2	LTE Band 5	LTE Band 7	LTE Band 26	LTE Band 38	LTE Band 41	BT			
Back	1.044	/	/	/	/	/	/	/	/	/	0.244	1.288	NA	/
Back	/	1.097	/	/	/	/	/	/	/	/	0.244	1.341	NA	/
Back	/	/	1.363	/	/	/	/	/	/	/	0.244	1.607	0.016	16#
Back	/	/	/	1.072	/	/	/	/	/	/	0.244	1.316	NA	/
Back	/	/	/	/	1.073	/	/	/	/	/	0.244	1.317	NA	/
Back	/	/	/	/	/	0.970	/	/	/	/	0.244	1.214	NA	/
Back	/	/	/	/	/	/	1.409	/	/	/	0.244	1.653	0.016	17#
Back	/	/	/	/	/	/	/	1.295	/	/	0.244	1.539	NA	/
Back	/	/	/	/	/	/	/	/	1.324	/	0.244	1.568	NA	/
Back	/	/	/	/	/	/	/	/	/	1.410	0.244	1.654	0.016	18#

Test position	Main Antenna SARmax (W/kg)										WiFi Antenna SARmax (W/kg)	Summed 1g SARmax (W/kg)	SPLSR	Case No
	GSM850	GSM1900	WCDMA Band II	WCDMA Band V	LTE Band 2	LTE Band 5	LTE Band 7	LTE Band 26	LTE Band 38	LTE Band 41	BT			
Back	1.304	/	/	/	/	/	/	/	/	/	0.244	1.548	NA	/
Back	/	1.306	/	/	/	/	/	/	/	/	0.244	1.550	NA	/
Back	/	/	0.728	/	/	/	/	/	/	/	0.244	0.972	NA	/
Back	/	/	/	1.072	/	/	/	/	/	/	0.244	1.316	NA	/
Back	/	/	/	/	1.035	/	/	/	/	/	0.244	1.279	NA	/
Back	/	/	/	/	/	0.970	/	/	/	/	0.244	1.214	NA	/
Back	/	/	/	/	/	/	1.343	/	/	/	0.244	1.587	NA	/
Back	/	/	/	/	/	/	/	1.295	/	/	0.244	1.539	NA	/
Back	/	/	/	/	/	/	/	/	1.324	/	0.244	1.568	NA	/
Back	/	/	/	/	/	/	/	/	/	1.410	0.244	1.654	0.016	18#

Note:

- 1) The SPLSR calculated results please refer to section 8.4.3.



Unless otherwise agreed in writing, this document is issued by the Company subject to its General Conditions of Service printed overleaf, available on request or accessible at <http://www.sgs.com/en/Terms-and-Conditions.aspx> and, for electronic format documents, subject to Terms and Conditions for Electronic Documents at <http://www.sgs.com/en/Terms-and-Conditions/Terms-e-Documents.aspx>. Attention is drawn to the limitation of liability, indemnification and jurisdiction issues defined therein. Any holder of this document is advised that information contained hereon reflects the Company's findings at the time of its intervention only and within the limits of Client's instructions, if any. The Company's sole responsibility is to its Client and this document does not exonerate parties to a transaction from exercising all their rights and obligations under the transaction documents. This document cannot be reproduced except in full, without prior written approval of the Company. Any unauthorized alteration, forgery or falsification of the content or appearance of this document is unlawful and offenders may be prosecuted to the fullest extent of the law. Unless otherwise stated the results shown in this test report refer only to the sample(s) tested and such sample(s) are retained for 30 days only.

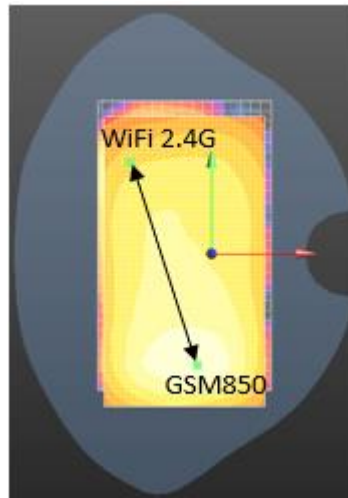
8.4.3 SPLSR Evaluation and Analysis

According to KDB447498 D01, When the sum of SAR is larger than the limit, SAR test exclusion is determined by the SAR to peak location separation ratio(SPLSR). When the SAR to peak location ratio for each pair of antennas is $\leq 1-g$ 0.04 and 10-g 0.10, simultaneous SAR evaluation is not required. When SAR is measured for both antennas in the pair, the peak location separation distance is computed by the following fomula:

$$\text{Distance}_{Tx1-Tx2} = R_i = \sqrt{(x_1 - x_2)^2 + (y_1 - y_2)^2 + (z_1 - z_2)^2}$$

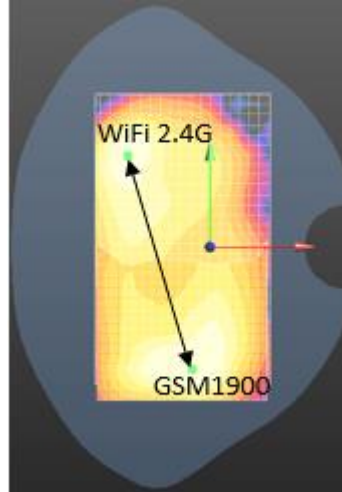
$$\text{SPLS Ratio} = (\text{SAR}_1 + \text{SAR}_2)^{1.5} / R_i$$

Case No.	Position	Band	SAR (W/kg)	SAR peak location (cm)			3D distance (mm)	Summed SAR (W/kg)	SPLSR Results	Simultaneous SAR
				X	Y	Z				
1#	Back side 5mm	GSM850	1.044	0.64	-7.22	-0.25	137.456	2.230	0.024	Not Required
		WiFi 2.4G	1.186	-3.26	5.96	-0.39				

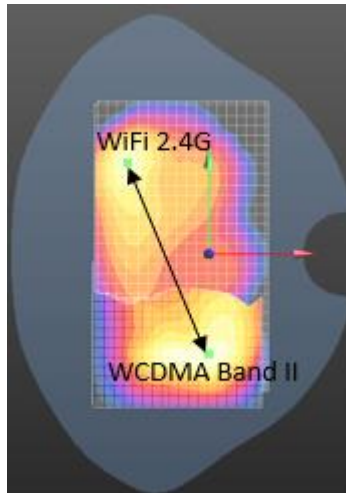


Unless otherwise agreed in writing, this document is issued by the Company subject to its General Conditions of Service printed overleaf, available on request or accessible at <http://www.sgs.com/en/Terms-and-Conditions.aspx> and, for electronic format documents, subject to Terms and Conditions for Electronic Documents at <http://www.sgs.com/en/Terms-and-Conditions/Terms-e-Documents.aspx>. Attention is drawn to the limitation of liability, indemnification and jurisdiction issues defined therein. Any holder of this document is advised that information contained hereon reflects the Company's findings at the time of its intervention only and within the limits of Client's instructions, if any. The Company's sole responsibility is to its Client and this document does not exonerate parties to a transaction from exercising all their rights and obligations under the transaction documents. This document cannot be reproduced except in full, without prior written approval of the Company. Any unauthorized alteration, forgery or falsification of the content or appearance of this document is unlawful and offenders may be prosecuted to the fullest extent of the law. Unless otherwise stated the results shown in this test report refer only to the sample(s) tested and such sample(s) are retained for 30 days only.

Case No.	Position	Band	SAR (W/kg)	SAR peak location (cm)			3D distance (mm)	Summed SAR (W/kg)	SPLSR Results	Simultaneous SAR
				X	Y	Z				
2#	Back side 5mm	GSM1900	1.097	-1.00	-7.07	-0.33	132.247	2.283	0.026	Not Required
		WiFi 2.4G	1.186	-3.26	5.96	-0.39				

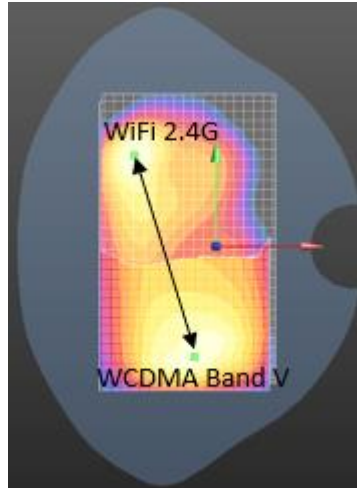


Case No.	Position	Band	SAR (W/kg)	SAR peak location (cm)			3D distance (mm)	Summed SAR (W/kg)	SPLSR Results	Simultaneous SAR
				X	Y	Z				
3#	Back side 5mm	WCDMA Band II	1.363	0.10	-6.20	-0.34	126.158	2.549	0.032	Not Required
		WiFi 2.4G	1.186	-3.26	5.96	-0.39				

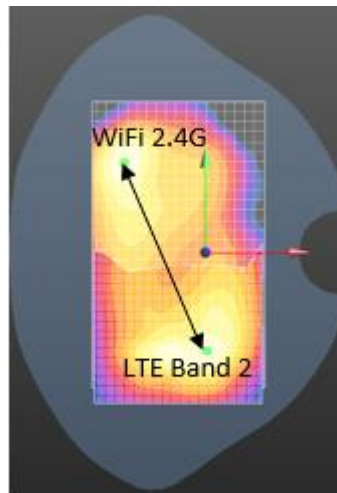


Unless otherwise agreed in writing, this document is issued by the Company subject to its General Conditions of Service printed overleaf, available on request or accessible at <http://www.sgs.com/en/Terms-and-Conditions.aspx> and, for electronic format documents, subject to Terms and Conditions for Electronic Documents at <http://www.sgs.com/en/Terms-and-Conditions/Terms-e-Documents.aspx>. Attention is drawn to the limitation of liability, indemnification and jurisdiction issues defined therein. Any holder of this document is advised that information contained hereon reflects the Company's findings at the time of its intervention only and within the limits of Client's instructions, if any. The Company's sole responsibility is to its Client and this document does not exonerate parties to a transaction from exercising all their rights and obligations under the transaction documents. This document cannot be reproduced except in full, without prior written approval of the Company. Any unauthorized alteration, forgery or falsification of the content or appearance of this document is unlawful and offenders may be prosecuted to the fullest extent of the law. Unless otherwise stated the results shown in this test report refer only to the sample(s) tested and such sample(s) are retained for 30 days only.

Case No.	Position	Band	SAR (W/kg)	SAR peak location (cm)			3D distance (mm)	Summed SAR (W/kg)	SPLSR Results	Simultaneous SAR
				X	Y	Z				
4#	Back side 5mm	WCDMA Band V	1.072	0.99	-6.74	-0.33	133.924	2.258	0.025	Not Required
		WiFi 2.4G	1.186	-3.26	5.96	-0.39				

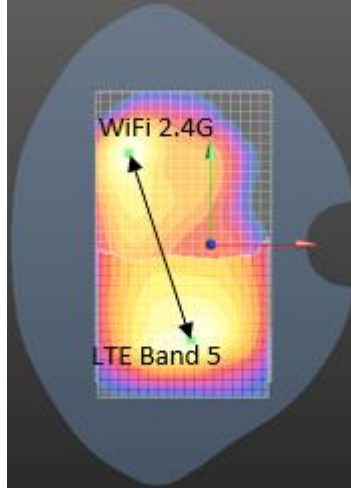


Case No.	Position	Band	SAR (W/kg)	SAR peak location (cm)			3D distance (mm)	Summed SAR (W/kg)	SPLSR Results	Simultaneous SAR
				X	Y	Z				
5#	Back side 5mm	LTE Band 2	1.073	0.20	-6.36	-0.33	127.968	2.259	0.027	Not Required
		WiFi 2.4G	1.186	-3.26	5.96	-0.39				

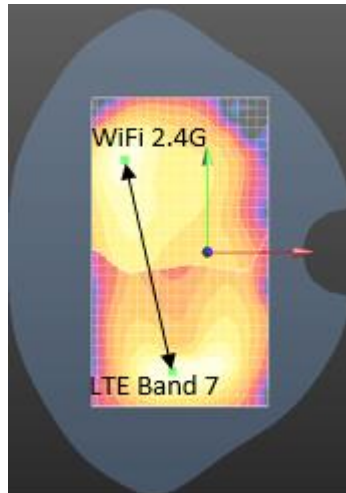


Unless otherwise agreed in writing, this document is issued by the Company subject to its General Conditions of Service printed overleaf, available on request or accessible at <http://www.sgs.com/en/Terms-and-Conditions.aspx> and, for electronic format documents, subject to Terms and Conditions for Electronic Documents at <http://www.sgs.com/en/Terms-and-Conditions/Terms-e-Documents.aspx>. Attention is drawn to the limitation of liability, indemnification and jurisdiction issues defined therein. Any holder of this document is advised that information contained hereon reflects the Company's findings at the time of its intervention only and within the limits of Client's instructions, if any. The Company's sole responsibility is to its Client and this document does not exonerate parties to a transaction from exercising all their rights and obligations under the transaction documents. This document cannot be reproduced except in full, without prior written approval of the Company. Any unauthorized alteration, forgery or falsification of the content or appearance of this document is unlawful and offenders may be prosecuted to the fullest extent of the law. Unless otherwise stated the results shown in this test report refer only to the sample(s) tested and such sample(s) are retained for 30 days only.

Case No.	Position	Band	SAR (W/kg)	SAR peak location (cm)			3D distance (mm)	Summed SAR (W/kg)	SPLSR Results	Simultaneous SAR
				X	Y	Z				
6#	Back side 5mm	LTE Band 5	0.970	0.77	-5.90	-0.33	125.261	2.156	0.025	Not Required
		WiFi 2.4G	1.186	-3.26	5.96	-0.39				

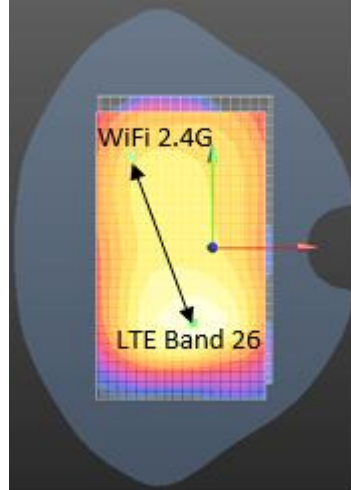


Case No.	Position	Band	SAR (W/kg)	SAR peak location (cm)			3D distance (mm)	Summed SAR (W/kg)	SPLSR Results	Simultaneous SAR
				X	Y	Z				
7#	Back side 5mm	LTE Band 7	1.409	-0.48	-7.34	-0.33	135.876	2.595	0.031	Not Required
		WiFi 2.4G	1.186	-3.26	5.96	-0.39				

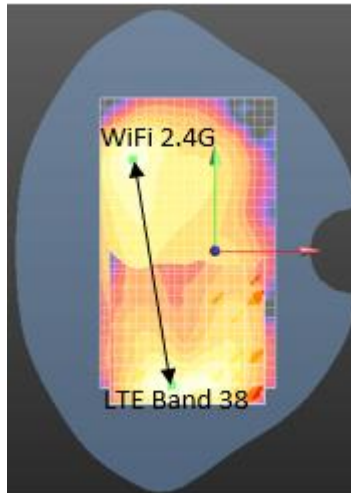


Unless otherwise agreed in writing, this document is issued by the Company subject to its General Conditions of Service printed overleaf, available on request or accessible at <http://www.sgs.com/en/Terms-and-Conditions.aspx> and, for electronic format documents, subject to Terms and Conditions for Electronic Documents at <http://www.sgs.com/en/Terms-and-Conditions/Terms-e-Documents.aspx>. Attention is drawn to the limitation of liability, indemnification and jurisdiction issues defined therein. Any holder of this document is advised that information contained hereon reflects the Company's findings at the time of its intervention only and within the limits of Client's instructions, if any. The Company's sole responsibility is to its Client and this document does not exonerate parties to a transaction from exercising all their rights and obligations under the transaction documents. This document cannot be reproduced except in full, without prior written approval of the Company. Any unauthorized alteration, forgery or falsification of the content or appearance of this document is unlawful and offenders may be prosecuted to the fullest extent of the law. Unless otherwise stated the results shown in this test report refer only to the sample(s) tested and such sample(s) are retained for 30 days only.

Case No.	Position	Band	SAR (W/kg)	SAR peak location (cm)			3D distance (mm)	Summed SAR (W/kg)	SPLSR Results	Simultaneous SAR
				X	Y	Z				
8#	Back side 5mm	LTE Band 26	1.295	0.82	-5.18	-0.24	118.646	2.481	0.033	Not Required
		WiFi 2.4G	1.186	-3.26	5.96	-0.39				

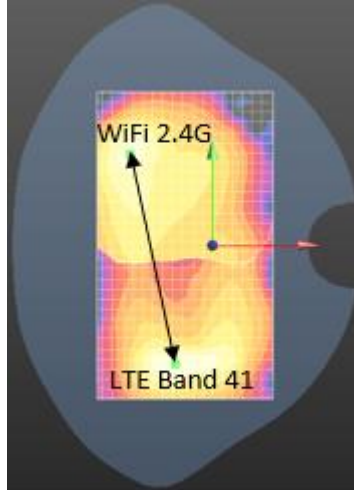


Case No.	Position	Band	SAR (W/kg)	SAR peak location (cm)			3D distance (mm)	Summed SAR (W/kg)	SPLSR Results	Simultaneous SAR
				X	Y	Z				
9#	Back side 5mm	LTE Band 38	1.324	-0.86	-8.10	-0.33	142.635	2.510	0.028	Not Required
		WiFi 2.4G	1.186	-3.26	5.96	-0.39				

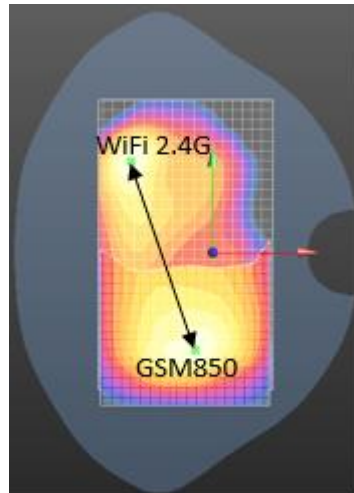


Unless otherwise agreed in writing, this document is issued by the Company subject to its General Conditions of Service printed overleaf, available on request or accessible at <http://www.sgs.com/en/Terms-and-Conditions.aspx> and, for electronic format documents, subject to Terms and Conditions for Electronic Documents at <http://www.sgs.com/en/Terms-and-Conditions/Terms-e-Documents.aspx>. Attention is drawn to the limitation of liability, indemnification and jurisdiction issues defined therein. Any holder of this document is advised that information contained hereon reflects the Company's findings at the time of its intervention only and within the limits of Client's instructions, if any. The Company's sole responsibility is to its Client and this document does not exonerate parties to a transaction from exercising all their rights and obligations under the transaction documents. This document cannot be reproduced except in full, without prior written approval of the Company. Any unauthorized alteration, forgery or falsification of the content or appearance of this document is unlawful and offenders may be prosecuted to the fullest extent of the law. Unless otherwise stated the results shown in this test report refer only to the sample(s) tested and such sample(s) are retained for 30 days only.

Case No.	Position	Band	SAR (W/kg)	SAR peak location (cm)			3D distance (mm)	Summed SAR (W/kg)	SPLSR Results	Simultaneous SAR
				X	Y	Z				
10#	Back side 5mm	LTE Band 41	1.410	-0.80	-7.34	-0.33	135.257	2.596	0.031	Not Required
		WiFi 2.4G	1.186	-3.26	5.96	-0.39				

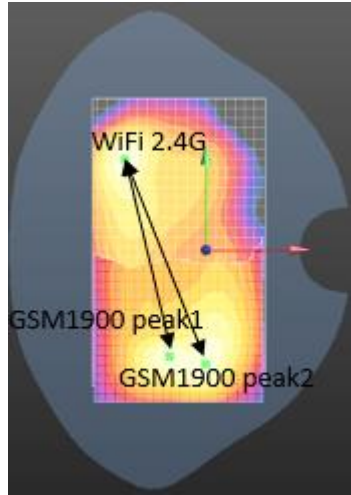


Case No.	Position	Band	SAR (W/kg)	SAR peak location (cm)			3D distance (mm)	Summed SAR (W/kg)	SPLSR Results	Simultaneous SAR
				X	Y	Z				
11#	Back side 5mm	GSM850	1.304	0.92	-6.05	-0.33	127.168	2.490	0.031	Not Required
		WiFi 2.4G	1.186	-3.26	5.96	-0.39				

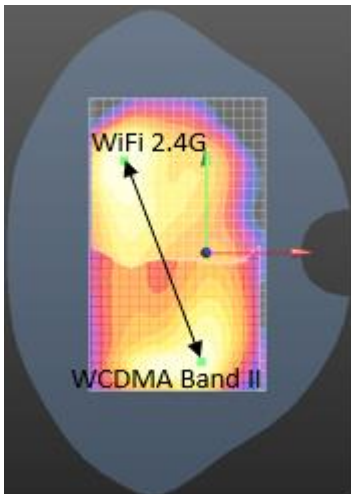


Unless otherwise agreed in writing, this document is issued by the Company subject to its General Conditions of Service printed overleaf, available on request or accessible at <http://www.sgs.com/en/Terms-and-Conditions.aspx> and, for electronic format documents, subject to Terms and Conditions for Electronic Documents at <http://www.sgs.com/en/Terms-and-Conditions/Terms-e-Documents.aspx>. Attention is drawn to the limitation of liability, indemnification and jurisdiction issues defined therein. Any holder of this document is advised that information contained hereon reflects the Company's findings at the time of its intervention only and within the limits of Client's instructions, if any. The Company's sole responsibility is to its Client and this document does not exonerate parties to a transaction from exercising all their rights and obligations under the transaction documents. This document cannot be reproduced except in full, without prior written approval of the Company. Any unauthorized alteration, forgery or falsification of the content or appearance of this document is unlawful and offenders may be prosecuted to the fullest extent of the law. Unless otherwise stated the results shown in this test report refer only to the sample(s) tested and such sample(s) are retained for 30 days only.

Case No.	Position	Band	SAR (W/kg)	SAR peak location (cm)			3D distance (mm)	Summed SAR (W/kg)	SPLSR Results	Simultaneous SAR
				X	Y	Z				
12#	Back side 5mm	GSM1900(peak1)	1.306	-0.44	-6.81	-0.33	130.778	2.492	0.030	Not Required
		WiFi 2.4G	1.186	-3.26	5.96	-0.39				
12#	Back side 5mm	GSM1900(peak2)	1.306	-0.05	-6.94	-0.32	132.936	2.492	0.030	Not Required
		WiFi 2.4G	1.186	-3.26	5.96	-0.39				

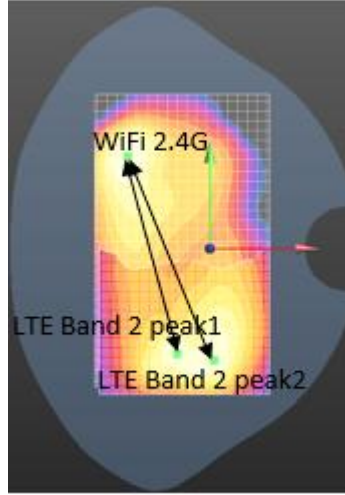


Case No.	Position	Band	SAR (W/kg)	SAR peak location (cm)			3D distance (mm)	Summed SAR (W/kg)	SPLSR Results	Simultaneous SAR
				X	Y	Z				
13#	Back side 5mm	WCDMA Band II	0.728	1.74	-6.69	-0.32	136.025	1.914	0.019	Not Required
		WiFi 2.4G	1.186	-3.26	5.96	-0.39				

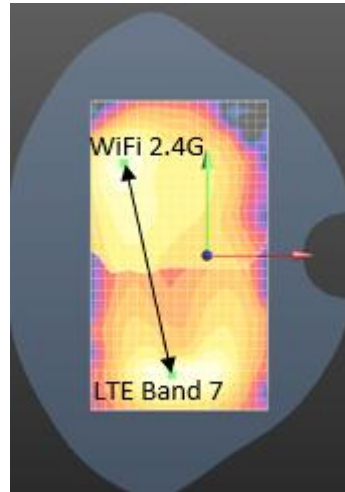


Unless otherwise agreed in writing, this document is issued by the Company subject to its General Conditions of Service printed overleaf, available on request or accessible at <http://www.sgs.com/en/Terms-and-Conditions.aspx> and, for electronic format documents, subject to Terms and Conditions for Electronic Documents at <http://www.sgs.com/en/Terms-and-Conditions/Terms-e-Documents.aspx>. Attention is drawn to the limitation of liability, indemnification and jurisdiction issues defined therein. Any holder of this document is advised that information contained hereon reflects the Company's findings at the time of its intervention only and within the limits of Client's instructions, if any. The Company's sole responsibility is to its Client and this document does not exonerate parties to a transaction from exercising all their rights and obligations under the transaction documents. This document cannot be reproduced except in full, without prior written approval of the Company. Any unauthorized alteration, forgery or falsification of the content or appearance of this document is unlawful and offenders may be prosecuted to the fullest extent of the law. Unless otherwise stated the results shown in this test report refer only to the sample(s) tested and such sample(s) are retained for 30 days only.

Case No.	Position	Band	SAR (W/kg)	SAR peak location (cm)			3D distance (mm)	Summed SAR (W/kg)	SPLSR Results	Simultaneous SAR
				X	Y	Z				
14#	Back side 5mm	LTE Band 2 (peak1)	1.035	-0.14	-6.61	-0.33	129.516	2.221	0.026	Not Required
		WiFi 2.4G	1.186	-3.26	5.96	-0.39				
14#	Back side 5mm	LTE Band 2 (peak2)	1.035	0.35	-6.74	-0.33	132.032	2.221	0.025	Not Required
		WiFi 2.4G	1.186	-3.26	5.96	-0.39				

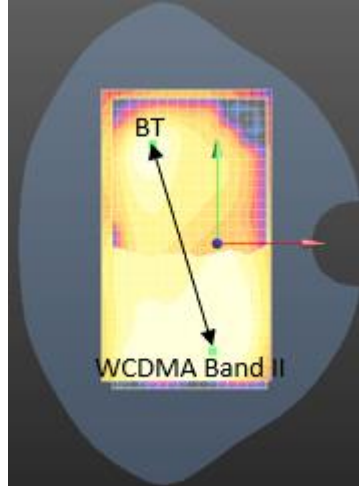


Case No.	Position	Band	SAR (W/kg)	SAR peak location (cm)			3D distance (mm)	Summed SAR (W/kg)	SPLSR Results	Simultaneous SAR
				X	Y	Z				
15#	Back side 5mm	LTE Band 7	1.343	-0.68	-7.34	-0.33	135.481	2.529	0.030	Not Required
		WiFi 2.4G	1.186	-3.26	5.96	-0.39				

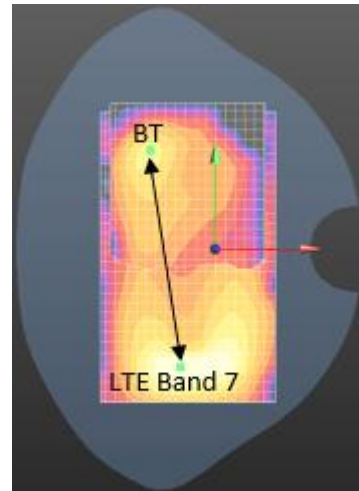


Unless otherwise agreed in writing, this document is issued by the Company subject to its General Conditions of Service printed overleaf, available on request or accessible at <http://www.sgs.com/en/Terms-and-Conditions.aspx> and, for electronic format documents, subject to Terms and Conditions for Electronic Documents at <http://www.sgs.com/en/Terms-and-Conditions/Terms-e-Documents.aspx>. Attention is drawn to the limitation of liability, indemnification and jurisdiction issues defined therein. Any holder of this document is advised that information contained hereon reflects the Company's findings at the time of its intervention only and within the limits of Client's instructions, if any. The Company's sole responsibility is to its Client and this document does not exonerate parties to a transaction from exercising all their rights and obligations under the transaction documents. This document cannot be reproduced except in full, without prior written approval of the Company. Any unauthorized alteration, forgery or falsification of the content or appearance of this document is unlawful and offenders may be prosecuted to the fullest extent of the law. Unless otherwise stated the results shown in this test report refer only to the sample(s) tested and such sample(s) are retained for 30 days only.

Case No.	Position	Band	SAR (W/kg)	SAR peak location (cm)			3D distance (mm)	Summed SAR (W/kg)	SPLSR Results	Simultaneous SAR
				X	Y	Z				
16#	Back side 5mm	WCDMA Band II	1.363	0.10	-6.20	-0.34	123.712	1.607	0.016	Not Required
		BT	0.244	-2.38	5.92	-0.38				

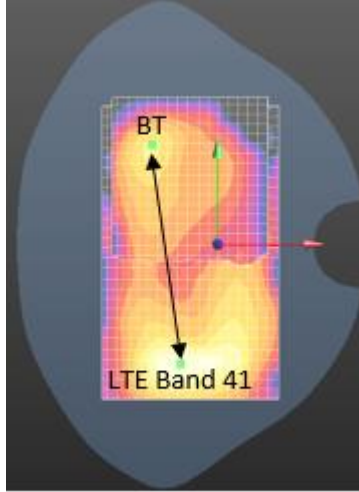


Case No.	Position	Band	SAR (W/kg)	SAR peak location (cm)			3D distance (mm)	Summed SAR (W/kg)	SPLSR Results	Simultaneous SAR
				X	Y	Z				
17#	Back side 5mm	LTE Band 7	1.409	-0.48	-7.34	-0.33	133.955	1.653	0.016	Not Required
		BT	0.244	-2.38	5.92	-0.38				



Unless otherwise agreed in writing, this document is issued by the Company subject to its General Conditions of Service printed overleaf, available on request or accessible at <http://www.sgs.com/en/Terms-and-Conditions.aspx> and, for electronic format documents, subject to Terms and Conditions for Electronic Documents at <http://www.sgs.com/en/Terms-and-Conditions/Terms-e-Documents.aspx>. Attention is drawn to the limitation of liability, indemnification and jurisdiction issues defined therein. Any holder of this document is advised that information contained hereon reflects the Company's findings at the time of its intervention only and within the limits of Client's instructions, if any. The Company's sole responsibility is to its Client and this document does not exonerate parties to a transaction from exercising all their rights and obligations under the transaction documents. This document cannot be reproduced except in full, without prior written approval of the Company. Any unauthorized alteration, forgery or falsification of the content or appearance of this document is unlawful and offenders may be prosecuted to the fullest extent of the law. Unless otherwise stated the results shown in this test report refer only to the sample(s) tested and such sample(s) are retained for 30 days only.

Case No.	Position	Band	SAR (W/kg)	SAR peak location (cm)			3D distance (mm)	Summed SAR (W/kg)	SPLSR Results	Simultaneous SAR
				X	Y	Z				
18#	Back side 5mm	LTE Band 41	1.410	-0.80	-7.34	-0.33	133.539	1.654	0.016	Not Required
		BT	0.244	-2.38	5.92	-0.38				



Unless otherwise agreed in writing, this document is issued by the Company subject to its General Conditions of Service printed overleaf, available on request or accessible at <http://www.sgs.com/en/Terms-and-Conditions.aspx> and, for electronic format documents, subject to Terms and Conditions for Electronic Documents at <http://www.sgs.com/en/Terms-and-Conditions/Terms-e-Documents.aspx>. Attention is drawn to the limitation of liability, indemnification and jurisdiction issues defined therein. Any holder of this document is advised that information contained hereon reflects the Company's findings at the time of its intervention only and within the limits of Client's instructions, if any. The Company's sole responsibility is to its Client and this document does not exonerate parties to a transaction from exercising all their rights and obligations under the transaction documents. This document cannot be reproduced except in full, without prior written approval of the Company. Any unauthorized alteration, forgery or falsification of the content or appearance of this document is unlawful and offenders may be prosecuted to the fullest extent of the law. Unless otherwise stated the results shown in this test report refer only to the sample(s) tested and such sample(s) are retained for 30 days only.

9 Equipment list

Test Platform	SPEAG DASY5 Professional					
Description	SAR Test System (Frequency range 300MHz-6GHz)					
Software Reference	DASY52; SEMCAD X					
Hardware Reference						
Equipment	Manufacturer	Model	Serial Number	Calibration Date	Due date of calibration	
<input checked="" type="checkbox"/> Twin Phantom	SPEAG	SAM 2	1913	NCR	NCR	
<input checked="" type="checkbox"/> Twin Phantom	SPEAG	SAM 3	1912	NCR	NCR	
<input checked="" type="checkbox"/> Twin Phantom	SPEAG	SAM 9	1769	NCR	NCR	
<input checked="" type="checkbox"/> Twin Phantom	SPEAG	SAM 10	1563	NCR	NCR	
<input checked="" type="checkbox"/> DAE	SPEAG	DAE4	1428	2020-03-03	2021-03-02	
<input checked="" type="checkbox"/> DAE	SPEAG	DAE4	896	2020-06-11	2021-06-10	
<input checked="" type="checkbox"/> DAE	SPEAG	DAE4	1267	2020-06-12	2021-06-11	
<input checked="" type="checkbox"/> E-Field Probe	SPEAG	EX3DV4	3982	2019-09-11	2020-09-10	
<input checked="" type="checkbox"/> E-Field Probe	SPEAG	EX3DV4	3923	2019-10-22	2020-10-21	
<input checked="" type="checkbox"/> E-Field Probe	SPEAG	EX3DV4	3793	2020-05-09	2021-05-08	
<input checked="" type="checkbox"/> Validation Kits	SPEAG	D835V2	4d105	2019-12-17	2022-12-16	
<input checked="" type="checkbox"/> Validation Kits	SPEAG	D1900V2	5d028	2019-12-17	2022-12-16	
<input checked="" type="checkbox"/> Validation Kits	SPEAG	D2450V2	733	2019-12-17	2022-12-16	
<input checked="" type="checkbox"/> Validation Kits	SPEAG	D2600V2	1125	2019-05-20	2022-05-19	
<input checked="" type="checkbox"/> Agilent Network Analyzer	Agilent	E5071C	MY46523591	2020-04-16	2021-04-15	
<input checked="" type="checkbox"/> Dielectric Probe Kit	Agilent	85070E	US01440210	NCR	NCR	
<input checked="" type="checkbox"/> Universal Radio Communication Tester	R&S	CMW500	111637	2020-04-16	2021-04-15	
<input checked="" type="checkbox"/> Radio Communication Analyzer	Anritsu	MT8821C	6201502984	2020-06-11	2021-06-10	
<input checked="" type="checkbox"/> RF Bi-Directional Coupler	Agilent	86205-60001	MY31400031	NCR	NCR	
<input checked="" type="checkbox"/> Signal Generator	Agilent	N5171B	MY53050736	2020-04-15	2021-04-14	
<input checked="" type="checkbox"/> Preamplifier	Mini-Circuits	ZHL-42W	15542	NCR	NCR	
<input checked="" type="checkbox"/> Preamplifier	Compliance Directions Systems Inc.	AMP28-3W	073501433	NCR	NCR	
<input checked="" type="checkbox"/> Power Meter	Agilent	E4416A	GB41292095	2020-04-15	2021-04-14	
<input checked="" type="checkbox"/> Power Sensor	Agilent	8481H	MY41091234	2020-04-15	2021-04-14	
<input checked="" type="checkbox"/> Power Sensor	R&S	NRP-Z92	100025	2020-04-16	2021-04-15	
<input checked="" type="checkbox"/> Attenuator	SHX	TS2-3dB	30704	NCR	NCR	
<input checked="" type="checkbox"/> Coaxial low pass filter	Mini-Circuits	VLF-2500(+)	NA	NCR	NCR	
<input checked="" type="checkbox"/> Coaxial low pass filter	Microlab Fxr	LA-F13	NA	NCR	NCR	
<input checked="" type="checkbox"/> 50 Ω coaxial load	Mini-Circuits	KARN-50+	00850	NCR	NCR	



Unless otherwise agreed in writing, this document is issued by the Company subject to its General Conditions of Service printed overleaf, available on request or accessible at <http://www.sgs.com/en/Terms-and-Conditions.aspx> and, for electronic format documents, subject to Terms and Conditions for Electronic Documents at <http://www.sgs.com/en/Terms-and-Conditions/Terms-e-Documents.aspx>. Attention is drawn to the limitation of liability, indemnification and jurisdiction issues defined therein. Any holder of this document is advised that information contained hereon reflects the Company's findings at the time of its intervention only and within the limits of Client's instructions, if any. The Company's sole responsibility is to its Client and this document does not exonerate parties to a transaction from exercising all their rights and obligations under the transaction documents. This document cannot be reproduced except in full, without prior written approval of the Company. Any unauthorized alteration, forgery or falsification of the content or appearance of this document is unlawful and offenders may be prosecuted to the fullest extent of the law. Unless otherwise stated the results shown in this test report refer only to the sample(s) tested and such sample(s) are retained for 30 days only.

Attention: To check the authenticity of testing /inspection report & certificate, please contact us at telephone: (86-755) 8307 1443, or email: CN.Doccheck@sgs.com
No.1 Workshop, M-10, Middle Section, Science & Technology Park, Shenzhen, China 518057 t (86-755) 26012053 f (86-755) 26710594 www.sgs.com.cn
中国·深圳·科技园中区M-10栋一号厂房 邮编: 518057 t (86-755) 26012053 f (86-755) 26710594 sgs.china@sgs.com

<input checked="" type="checkbox"/>	DC POWER SUPPLY	SAKO	SK1730SL5A	NA	NCR	NCR
<input checked="" type="checkbox"/>	Speed reading thermometer	MingGao	T809	NA	2020-04-21	2021-04-20
<input checked="" type="checkbox"/>	Humidity and Temperature Indicator	KIMTOKA	KIMTOKA	NA	2020-04-21	2021-04-20

Note: All the equipments are within the valid period when the tests are performed.

10 Calibration certificate

Please see the Appendix C

11 Photographs

Please see the Appendix D

Appendix A: Detailed System Check Results

Appendix B: Detailed Test Results

Appendix C: Calibration certificate

Appendix D: Photographs

---END---



Unless otherwise agreed in writing, this document is issued by the Company subject to its General Conditions of Service printed overleaf, available on request or accessible at <http://www.sgs.com/en/Terms-and-Conditions.aspx> and, for electronic format documents, subject to Terms and Conditions for Electronic Documents at <http://www.sgs.com/en/Terms-and-Conditions/Terms-e-Documents.aspx>. Attention is drawn to the limitation of liability, indemnification and jurisdiction issues defined therein. Any holder of this document is advised that information contained hereon reflects the Company's findings at the time of its intervention only and within the limits of Client's instructions, if any. The Company's sole responsibility is to its Client and this document does not exonerate parties to a transaction from exercising all their rights and obligations under the transaction documents. This document cannot be reproduced except in full, without prior written approval of the Company. Any unauthorized alteration, forgery or falsification of the content or appearance of this document is unlawful and offenders may be prosecuted to the fullest extent of the law. Unless otherwise stated the results shown in this test report refer only to the sample(s) tested and such sample(s) are retained for 30 days only.

Attention: To check the authenticity of testing /inspection report & certificate, please contact us at telephone: (86-755) 8307 1443, or email: CN.Doccheck@sgs.com