


FCC SAR Test Report

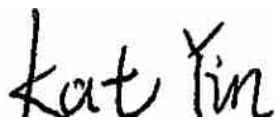
APPLICANT : Motorola Mobility LLC
EQUIPMENT : Mobile Cellular Phone
BRAND NAME : Motorola
MODEL NAME : XT2093-3, XT2093DL, XT2093-4,
XT2093-2, XT2093-2PP
FCC ID : IHDT56ZD4
STANDARD : FCC 47 CFR Part 2 (2.1093)

The product was received on Aug. 07, 2020 and testing was started from Aug. 15, 2020 and completed on Sep. 08, 2020. We, Sporton International (Kunshan) Inc, would like to declare that the tested sample has been evaluated in accordance with the procedures and had been in compliance with the applicable technical standards.

The test results in this report apply exclusively to the tested model / sample. Without written approval of Sporton International (Kunshan) Inc., the test report shall not be reproduced except in full.



Reviewed by: Rose Wang / Supervisor



Approved by: Kat Yin / Manager



Sporton International (Kunshan) Inc.
No. 1098, Pengxi North Road, Kunshan Economic Development Zone Jiangsu Province 215300
People's Republic of China



Table of Contents

1. Statement of Compliance 4
2. Administration Data 6
3. Guidance Applied 6
4. Equipment Under Test (EUT) Information 7
4.1 General Information 7
4.2 General LTE SAR Test and Reporting Considerations 9
5. Proximity Sensor Triggering Test 12
5.1 Proximity sensor triggering distances(Per KDB616217§6.2) 12
6. RF Exposure Limits 32
6.1 Uncontrolled Environment 32
6.2 Controlled Environment 32
7. Specific Absorption Rate (SAR) 33
7.1 Introduction 33
7.2 SAR Definition 33
8. System Description and Setup 34
8.1 E-Field Probe 35
8.2 Data Acquisition Electronics (DAE) 35
8.3 Phantom 36
8.4 Device Holder 37
9. Measurement Procedures 38
9.1 Spatial Peak SAR Evaluation 38
9.2 Power Reference Measurement 39
9.3 Area Scan 39
9.4 Zoom Scan 40
9.5 Volume Scan Procedures 40
9.6 Power Drift Monitoring 40
10. Test Equipment List 41
11. System Verification 42
11.1 Tissue Simulating Liquids 42
11.2 Tissue Verification 43
11.3 System Performance Check Results 44
12. RF Exposure Positions 45
12.1 Ear and handset reference point 45
12.2 Definition of the cheek position 46
12.3 Definition of the tilt position 47
12.4 Body Worn Accessory 48
12.5 Product Specific 10g SAR Exposure 49
12.6 Wireless Router 49
13. Conducted RF Output Power (Unit: dBm) 50
14. Antenna Location 63
15. SAR Test Results 64
15.1 Head SAR 67
15.2 Hotspot SAR 72
15.3 Body Worn Accessory SAR 81
15.4 Product specific 10g SAR 87
15.5 Repeated SAR Measurement 93
16. Simultaneous Transmission Analysis 94
16.1 Head Exposure Conditions 95
16.2 Hotspot Exposure Conditions 97
16.3 Body-Worn Accessory Exposure Conditions 99
16.4 Product specific 10g SAR Exposure Conditions 102
16.5 SPLSR Evaluation and Analysis 103
17. Supplemental Tuner Tests Results 113
17.1 Supplemental Tuner Head & Body SAR Results 113
18. Uncertainty Assessment 114
19. References 115
Appendix A. Plots of System Performance Check
Appendix B. Plots of High SAR Measurement
Appendix C. DASy Calibration Certificate
Appendix D. Test Setup Photos
Appendix E. Conducted RF Output Power Table
Appendix F. Supplemental Tuner SAR Results



Revision History

| REPORT NO. | VERSION | DESCRIPTION | ISSUED DATE |
|------------|---------|-------------------------|---------------|
| FA080709 | Rev. 01 | Initial issue of report | Sep. 25, 2020 |
| | | | |
| | | | |
| | | | |
| | | | |
| | | | |
| | | | |
| | | | |
| | | | |
| | | | |
| | | | |
| | | | |
| | | | |
| | | | |
| | | | |
| | | | |
| | | | |
| | | | |
| | | | |
| | | | |



1. Statement of Compliance

The maximum results of Specific Absorption Rate (SAR) found during testing for **Motorola Mobility LLC, Mobile Cellular Phone, XT2093-3, XT2093DL, XT2093-4, XT2093-2, XT2093-2PP**, are as follows.

| Highest 1g SAR Summary | | | | | | |
|-------------------------|-----------------|------------------|--|--------------------------|--|---|
| Equipment Class | Frequency Band | | Head (Separation 0mm) | Hotspot (Separation 5mm) | Body-worn (Separation 5mm) | Highest Simultaneous Transmission 1g SAR (W/kg) |
| | | | 1g SAR (W/kg) | | | |
| Licensed | GSM | GSM850 | 0.48 | 1.24 | 1.24 | 1.58 |
| | | GSM1900 | <0.10 | 1.28 | 1.28 | |
| | WCDMA | Band II | 0.17 | 1.24 | 1.23 | |
| | | Band IV | 0.19 | 1.40 | 1.30 | |
| | | Band V | 0.59 | 1.42 | 1.42 | |
| | CDMA | BC0 | 0.65 | 1.33 | 1.29 | |
| | | BC10 | 0.65 | 1.20 | 1.15 | |
| | | BC1 | 0.20 | 1.40 | 1.29 | |
| | LTE | Band 7 | 0.50 | 1.43 | 1.43 | |
| | | Band 12/Band 17 | 0.38 | 1.22 | 1.22 | |
| | | Band 13 | 0.44 | 1.25 | 1.25 | |
| | | Band 25/Band 2 | 0.17 | 1.39 | 1.39 | |
| | | Band 26/Band 5 | 0.59 | 1.17 | 1.17 | |
| | | Band 66/Band 4 | 0.19 | 1.41 | 1.27 | |
| Band 71 | | 0.28 | 0.76 | 0.76 | | |
| | Band 41/Band 38 | 0.59 | 1.37 | 1.37 | | |
| DTS | WLAN | 2.4GHz WLAN | 1.06 | 1.14 | 0.82 | 1.58 |
| NII | | 5GHz WLAN | 0.15 | 1.18 | 1.42 | 1.50 |
| DSS | Bluetooth | 2.4GHz Bluetooth | 0.33 | 0.18 | 0.15 | 1.58 |
| Highest 10g SAR Summary | | | | | | |
| Equipment Class | Frequency Band | | Product Specific 10g SAR (W/kg) (Separation 0mm) | | Highest Simultaneous Transmission 10g SAR (W/kg) | |
| Licensed | GSM | GSM850 | 0.86 | | 3.90 | |
| | | GSM1900 | 2.75 | | | |
| | WCDMA | Band II | 3.20 | | | |
| | | Band IV | 3.34 | | | |
| | | Band V | 2.42 | | | |
| | CDMA | BC0 | 2.12 | | | |
| | | BC10 | 2.28 | | | |
| | | BC1 | 3.39 | | | |
| | LTE | Band 7 | 2.94 | | | |
| | | Band 12/Band 17 | 1.09 | | | |
| | | Band 13 | 1.00 | | | |
| | | Band 25/Band 2 | 3.01 | | | |
| | | Band 26/Band 5 | 2.72 | | | |
| | | Band 66/Band 4 | 3.21 | | | |
| Band 41/Band 38 | | 3.42 | | | | |
| NII | WLAN | 5GHz WLAN | 2.92 | | 3.90 | |
| Date of Testing: | | | 2020/8/15~2020/9/8 | | | |



Remark: This device supports LTE B2 / B4 / B5 / B17 / B38 and B25 / B66 / B26 / B12 / B41. Since the supported frequency span for LTE B2 / B4 / B5 / B17 / B38 falls completely within the supports frequency span for LTE B25 / B66 / B26 / B12 / B41, both LTE bands have the same target power, and both LTE bands share the same transmission path; therefore, SAR was only assessed for LTE B25 / B66 / B26 / B12 / B41.

Declaration of Conformity:

The test results with all measurement uncertainty excluded are presented in accordance with the regulation limits or requirements declared by manufacturers.

Comments and Explanations:

The declared of product specification for EUT presented in the report are provided by the manufacturer, and the manufacturer takes all the responsibilities for the accuracy of product specification.

This device is in compliance with Specific Absorption Rate (SAR) for general population/uncontrolled exposure limits (1.6 W/kg for Partial-Body 1g SAR, 4.0 W/kg for Product Specific 10g SAR) specified in FCC 47 CFR part 2 (2.1093) and ANSI/IEEE C95.1-1992, and had been tested in accordance with the measurement methods and procedures specified in IEEE 1528-2013 and FCC KDB publications.



2. Administration Data

Sporton International (Kunshan) Inc. is accredited to ISO/IEC 17025:2017 by American Association for Laboratory Accreditation with Certificate Number 5145.02.

| Testing Laboratory | | |
|--------------------|--|--------------------------------|
| Test Firm | Sporton International (Kunshan) Inc. | |
| Test Site Location | No. 1098, Pengxi North Road, Kunshan Economic Development Zone Jiangsu Province 215300 People's Republic of China TEL : +86-512-57900158 FAX : +86-512-57900958 | |
| Test Site No. | FCC Designation No. | FCC Test Firm Registration No. |
| | CN1257 | 314309 |

| Applicant | |
|--------------|---|
| Company Name | Motorola Mobility LLC |
| Address | 222 W, Merchandise Mart Plaza, Chicago IL 60654 USA |

| Manufacturer | |
|--------------|---|
| Company Name | Motorola Mobility LLC |
| Address | 222 W, Merchandise Mart Plaza, Chicago IL 60654 USA |

3. Guidance Applied

The Specific Absorption Rate (SAR) testing specification, method, and procedure for this device is in accordance with the following standards:

- FCC 47 CFR Part 2 (2.1093)
- ANSI/IEEE C95.1-1992
- IEEE 1528-2013
- FCC KDB 865664 D01 SAR Measurement 100 MHz to 6 GHz v01r04
- FCC KDB 865664 D02 SAR Reporting v01r02
- FCC KDB 447498 D01 General RF Exposure Guidance v06
- FCC KDB 648474 D04 SAR Evaluation Considerations for Wireless Handsets v01r03
- FCC KDB 248227 D01 802.11 Wi-Fi SAR v02r02
- FCC KDB 616217 D04 SAR for laptop and tablets v01r02
- FCC KDB 941225 D01 3G SAR Procedures v03r01
- FCC KDB 941225 D05 SAR for LTE Devices v02r05
- FCC KDB 941225 D05A Rel.10 LTE SAR Test Guidance v01r02
- FCC KDB 941225 D06 Hotspot Mode SAR v02r01



4. Equipment Under Test (EUT) Information

4.1 General Information

| Product Feature & Specification | |
|---|--|
| Equipment Name | Mobile Cellular Phone |
| Brand Name | Motorola |
| Model Name | XT2093-3, XT2093DL, XT2093-4, XT2093-2, XT2093-2PP |
| FCC ID | IHDT56ZD4 |
| IMEI Code | 355567110009916 |
| Wireless Technology and Frequency Range | GSM850: 824.2 MHz ~ 848.8 MHz GSM1900: 1850.2 MHz ~ 1909.8 MHz WCDMA Band II: 1852.4 MHz ~ 1907.6 MHz WCDMA Band IV: 1712.4 MHz ~ 1752.6 MHz WCDMA Band V: 826.4 MHz ~ 846.6 MHz CDMA2000 BC0: 824.7 MHz ~ 848.31 MHz CDMA 2000 BC1: 1851.25 MHz ~ 1908.75 MHz CDMA 2000 BC10: 817.9 MHz ~ 823.1 MHz LTE Band 2: 1850.7 MHz ~ 1909.3 MHz LTE Band 4: 1710.7 MHz ~ 1754.3 MHz LTE Band 5: 824.7 MHz ~ 848.3 MHz LTE Band 7: 2502.5 MHz ~ 2567.5 MHz LTE Band 12: 699.7 MHz ~ 715.3 MHz LTE Band 13: 779.5 MHz ~ 784.5 MHz LTE Band 17: 706.5 MHz ~ 713.5 MHz LTE Band 25: 1850.7 MHz ~ 1914.3 MHz LTE Band 26: 814.7 MHz ~ 848.3 MHz LTE Band 38: 2572.5 MHz ~ 2617.5 MHz LTE Band 41: 2498.5 MHz ~ 2687.5 MHz LTE Band 66: 1710.7 MHz ~ 1779.3 MHz LTE Band 71: 665.5 MHz ~ 695.5 MHz WLAN 2.4GHz Band: 2412 MHz ~ 2462 MHz WLAN 5.2GHz Band: 5180 MHz ~ 5240 MHz WLAN 5.3GHz Band: 5260 MHz ~ 5320 MHz WLAN 5.5GHz Band: 5500 MHz ~ 5720 MHz WLAN 5.8GHz Band: 5745 MHz ~ 5825 MHz Bluetooth: 2402 MHz ~ 2480 MHz |
| Mode | GSM/GPRS/EGPRS RMC/AMR 12.2Kbps HSDPA HSUPA DC-HSDPA HSPA+(16QAM uplink is not supported) CDMA2000 : 1xRTT/1xEv-Do(Rev.0)/1xEv-Do(Rev.A) LTE: QPSK, 16QAM, 64QAM WLAN 2.4GHz 802.11b/g/n HT20 WLAN 5GHz 802.11a/n HT20/HT40 WLAN 5GHz 802.11ac VHT20/VHT40/VHT80 Bluetooth BR/EDR/LE |
| HW Version | DVT2 |
| SW Version | QZA30.32 |
| GSM / (E)GPRS Transfer mode | Class B – EUT cannot support Packet Switched and Circuit Switched Network simultaneously but can automatically switch between Packet and Circuit Switched Network. |
| EUT Stage | Identical Prototype |
| Remark: | 1. 802.11n-HT40 is not supported in 2.4GHz WLAN. 2. This device supports VoIP in GPRS, EGPRS, CDMA, WCDMA and LTE (e.g. for 3rd-party VoIP), LTE supports VoLTE operation. 3. This device 2.4GHz WLAN support hotspot operation and Bluetooth support tethering applications. 4. This device 2.4GHz WLAN/5.2GHz WLAN/5.8GHz WLAN support hotspot operation, and 5.2GHz WLAN/5.8GHz |



- WLAN supports WiFi Direct (GC/GO), and 5.3GHz / 5.5GHz supports WiFi Direct (GC only).
5. This device does not support DTM operation and supports GRPS/EGRPS mode up to multi-slot class 12.
 6. This device supports HPUE for LTE band 41 with class 2 power level, so HPUE SAR has been performed.
 7. When the phone is in talking mode and receiver worked, then power reduction will be implemented immediately at WLAN2.4GHz.
 8. The device employs proximity sensors that detect the presence of the user's body at the front or back faces of the device. When front or back body worn condition is detected, GSM1900, WCDMA band II/IV/V, CDMA BC0/1/10, LTE band 2/4/5/7/25/26/66/38/41/41HPUE and WLAN5.2GHz/5.3GHz/5.5GHz/5.8GHz reduced power will be active.
 9. P-sensor can detect handheld state, GSM1900, WCDMA band II/IV, CDMA BC0/1/10 and LTE B2/4/7/25/66/38/41/41HPUE for front/back/bottom sides of product specific 10g SAR condition reduced powers will be active.
 10. When hotspot mode is enabled, power reduction will be activated to limit the maximum power of GSM1900, WCDMA band II/IV/V, CDMA BC0/1/10, LTE band 2/4/5/7/25/26/66/38/41/41HPUE and WLAN5.2GHz/WLAN5.8GHz.
 11. For P-sensor reduced power level is higher than hotspot reduced power for GSM1900, WCDMA band II/IV, LTE band 2/4/25/66, so for front/back P-sensor SAR can represent conservatively for front/back hotspot SAR.
 12. This device has two WWAN transmitter antennas. WWAN antenna 1 is located at the right of bottom edge of the device and WWAN antenna 2 is located at the left side of bottom edge of the device which can refer to antenna location chapter. WWAN antenna 1 frequency bands include GSM850/1900, WCDMA Band II/IV/V, CDMA2000 BC0/BC1/BC10, and LTE Band 2/4/5/12/13/17/25/26/66/71, WWAN antenna 2 frequency band include LTE Band 7/38/41.
 13. This device implements antenna tuning techniques for several WWAN (cellular) operating modes and frequencies for the purpose of improving antenna efficiency over a broad range of frequencies. Specifically, these techniques are employed in the CDMA, WCDMA, and LTE modes. In this report SAR was measured according to the normally required SAR configurations with the tuner active and worst tune state (auto tune) was used for SAR testing. The detail descriptions of the antenna tuner and supplemental data for additional information on section17.



4.2 General LTE SAR Test and Reporting Considerations

| Summarized necessary items addressed in KDB 941225 D05 v02r05 | | | | | | | | | | | | | | | | | | | | | | | | | | | | | | | | | | | | | | | | | | | | | | | | | | | | | | | | | | | | | | | |
|---|--|------------|---|--------|--------|--------|----------|--|----------|---------|---------|-------|--------|--------|--------|------|-----|-----|-----|------|------|------|-----|--------|-----|-----|-----|------|------|------|-----|--------|-----|-----|-----|------|------|------|-----|--------|-----|-----|-----|------|------|------|-----|--------|-----|-----|-----|------|------|------|-----|---------|-----|--|--|--|--|--|-----|
| FCC ID | IHDT56ZD4 | | | | | | | | | | | | | | | | | | | | | | | | | | | | | | | | | | | | | | | | | | | | | | | | | | | | | | | | | | | | | | |
| Equipment Name | Mobile Cellular Phone | | | | | | | | | | | | | | | | | | | | | | | | | | | | | | | | | | | | | | | | | | | | | | | | | | | | | | | | | | | | | | |
| Operating Frequency Range of each LTE transmission band | LTE Band 2: 1850.7 MHz ~ 1909.3 MHz LTE Band 4: 1710.7 MHz ~ 1754.3 MHz LTE Band 5: 824.7 MHz ~ 848.3 MHz LTE Band 7: 2502.5 MHz ~ 2567.5 MHz LTE Band 12: 699.7 MHz ~ 715.3 MHz LTE Band 13: 779.5 MHz ~ 784.5 MHz LTE Band 17: 706.5 MHz ~ 713.5 MHz LTE Band 25: 1850.7 MHz ~ 1914.3 MHz LTE Band 26: 814.7 MHz ~ 848.3 MHz LTE Band 38: 2572.5 MHz ~ 2617.5 MHz LTE Band 41: 2498.5 MHz ~ 2687.5 MHz LTE Band 66: 1710.7 MHz ~ 1779.3 MHz LTE Band 71: 665.5 MHz ~ 695.5 MHz | | | | | | | | | | | | | | | | | | | | | | | | | | | | | | | | | | | | | | | | | | | | | | | | | | | | | | | | | | | | | | |
| Channel Bandwidth | LTE Band 2: 1.4MHz, 3MHz, 5MHz, 10MHz, 15MHz, 20MHz LTE Band 4: 1.4MHz, 3MHz, 5MHz, 10MHz, 15MHz, 20MHz LTE Band 5: 1.4MHz, 3MHz, 5MHz, 10MHz LTE Band 7: 5MHz, 10MHz, 15MHz, 20MHz LTE Band 12: 1.4MHz, 3MHz, 5MHz, 10MHz LTE Band 13: 5MHz, 10MHz LTE Band 17: 5MHz, 10MHz LTE Band 25: 1.4MHz, 3MHz, 5MHz, 10MHz, 15MHz, 20MHz LTE Band 26: 1.4MHz, 3MHz, 5MHz, 10MHz, 15MHz LTE Band 38: 5MHz, 10MHz, 15MHz, 20MHz LTE Band 41: 5MHz, 10MHz, 15MHz, 20MHz LTE Band 66: 1.4MHz, 3MHz, 5MHz, 10MHz, 15MHz, 20MHz LTE Band 71: 5MHz, 10MHz, 15MHz, 20MHz | | | | | | | | | | | | | | | | | | | | | | | | | | | | | | | | | | | | | | | | | | | | | | | | | | | | | | | | | | | | | | |
| uplink modulations used | QPSK / 16QAM / 64QAM | | | | | | | | | | | | | | | | | | | | | | | | | | | | | | | | | | | | | | | | | | | | | | | | | | | | | | | | | | | | | | |
| LTE Voice / Data requirements | Voice and Data | | | | | | | | | | | | | | | | | | | | | | | | | | | | | | | | | | | | | | | | | | | | | | | | | | | | | | | | | | | | | | |
| LTE Release Version | R10, Cat7 | | | | | | | | | | | | | | | | | | | | | | | | | | | | | | | | | | | | | | | | | | | | | | | | | | | | | | | | | | | | | | |
| CA Support | Supported, Uplink and Downlink | | | | | | | | | | | | | | | | | | | | | | | | | | | | | | | | | | | | | | | | | | | | | | | | | | | | | | | | | | | | | | |
| LTE MPR permanently built-in by design | <p>Table 6.2.3-1: Maximum Power Reduction (MPR) for Power Class 1, 2 and 3</p> <table border="1"> <thead> <tr> <th rowspan="2">Modulation</th> <th colspan="6">Channel bandwidth / Transmission bandwidth (N_{RB})</th> <th rowspan="2">MPR (dB)</th> </tr> <tr> <th>1.4 MHz</th> <th>3.0 MHz</th> <th>5 MHz</th> <th>10 MHz</th> <th>15 MHz</th> <th>20 MHz</th> </tr> </thead> <tbody> <tr> <td>QPSK</td> <td>> 5</td> <td>> 4</td> <td>> 8</td> <td>> 12</td> <td>> 16</td> <td>> 18</td> <td>≤ 1</td> </tr> <tr> <td>16 QAM</td> <td>≤ 5</td> <td>≤ 4</td> <td>≤ 8</td> <td>≤ 12</td> <td>≤ 16</td> <td>≤ 18</td> <td>≤ 1</td> </tr> <tr> <td>16 QAM</td> <td>> 5</td> <td>> 4</td> <td>> 8</td> <td>> 12</td> <td>> 16</td> <td>> 18</td> <td>≤ 2</td> </tr> <tr> <td>64 QAM</td> <td>≤ 5</td> <td>≤ 4</td> <td>≤ 8</td> <td>≤ 12</td> <td>≤ 16</td> <td>≤ 18</td> <td>≤ 2</td> </tr> <tr> <td>64 QAM</td> <td>> 5</td> <td>> 4</td> <td>> 8</td> <td>> 12</td> <td>> 16</td> <td>> 18</td> <td>≤ 3</td> </tr> <tr> <td>256 QAM</td> <td colspan="6" style="text-align: center;">≥ 1</td> <td>≤ 5</td> </tr> </tbody> </table> | Modulation | Channel bandwidth / Transmission bandwidth (N _{RB}) | | | | | | MPR (dB) | 1.4 MHz | 3.0 MHz | 5 MHz | 10 MHz | 15 MHz | 20 MHz | QPSK | > 5 | > 4 | > 8 | > 12 | > 16 | > 18 | ≤ 1 | 16 QAM | ≤ 5 | ≤ 4 | ≤ 8 | ≤ 12 | ≤ 16 | ≤ 18 | ≤ 1 | 16 QAM | > 5 | > 4 | > 8 | > 12 | > 16 | > 18 | ≤ 2 | 64 QAM | ≤ 5 | ≤ 4 | ≤ 8 | ≤ 12 | ≤ 16 | ≤ 18 | ≤ 2 | 64 QAM | > 5 | > 4 | > 8 | > 12 | > 16 | > 18 | ≤ 3 | 256 QAM | ≥ 1 | | | | | | ≤ 5 |
| Modulation | Channel bandwidth / Transmission bandwidth (N _{RB}) | | | | | | MPR (dB) | | | | | | | | | | | | | | | | | | | | | | | | | | | | | | | | | | | | | | | | | | | | | | | | | | | | | | | | |
| | 1.4 MHz | 3.0 MHz | 5 MHz | 10 MHz | 15 MHz | 20 MHz | | | | | | | | | | | | | | | | | | | | | | | | | | | | | | | | | | | | | | | | | | | | | | | | | | | | | | | | | |
| QPSK | > 5 | > 4 | > 8 | > 12 | > 16 | > 18 | ≤ 1 | | | | | | | | | | | | | | | | | | | | | | | | | | | | | | | | | | | | | | | | | | | | | | | | | | | | | | | | |
| 16 QAM | ≤ 5 | ≤ 4 | ≤ 8 | ≤ 12 | ≤ 16 | ≤ 18 | ≤ 1 | | | | | | | | | | | | | | | | | | | | | | | | | | | | | | | | | | | | | | | | | | | | | | | | | | | | | | | | |
| 16 QAM | > 5 | > 4 | > 8 | > 12 | > 16 | > 18 | ≤ 2 | | | | | | | | | | | | | | | | | | | | | | | | | | | | | | | | | | | | | | | | | | | | | | | | | | | | | | | | |
| 64 QAM | ≤ 5 | ≤ 4 | ≤ 8 | ≤ 12 | ≤ 16 | ≤ 18 | ≤ 2 | | | | | | | | | | | | | | | | | | | | | | | | | | | | | | | | | | | | | | | | | | | | | | | | | | | | | | | | |
| 64 QAM | > 5 | > 4 | > 8 | > 12 | > 16 | > 18 | ≤ 3 | | | | | | | | | | | | | | | | | | | | | | | | | | | | | | | | | | | | | | | | | | | | | | | | | | | | | | | | |
| 256 QAM | ≥ 1 | | | | | | ≤ 5 | | | | | | | | | | | | | | | | | | | | | | | | | | | | | | | | | | | | | | | | | | | | | | | | | | | | | | | | |
| LTE A-MPR | In the base station simulator configuration, Network Setting value is set to NS_01 to disable A-MPR during SAR testing and the LTE SAR tests was transmitting on all TTI frames (Maximum TTI) | | | | | | | | | | | | | | | | | | | | | | | | | | | | | | | | | | | | | | | | | | | | | | | | | | | | | | | | | | | | | | |
| Spectrum plots for RB configuration | A properly configured base station simulator was used for the SAR and power measurement; therefore, spectrum plots for each RB allocation and offset configuration are not included in the SAR report. | | | | | | | | | | | | | | | | | | | | | | | | | | | | | | | | | | | | | | | | | | | | | | | | | | | | | | | | | | | | | | |
| Power reduction applied to satisfy SAR compliance | Yes 1. The device employs proximity sensors that detect the presence of the user's body at the front or back faces of the device. When front or back body worn condition is detected, LTE band 2/4/5/7/25/26/66/38/41/41HPUE reduced power will be active. (P-sensor can't work at detecting presence of the user's body at the four edges of the device.) 2. P-sensor can detect handheld state, LTE B2/4/7/25/66/38/41/41HPUE for front/back/bottom sides of product specific 10g SAR condition reduced powers will be active. 3. When hotspot mode is enabled, power reduction will be activated to limit the maximum power of LTE band 2/4/5/7/25/26/66/38/41/41HPUE. | | | | | | | | | | | | | | | | | | | | | | | | | | | | | | | | | | | | | | | | | | | | | | | | | | | | | | | | | | | | | | |
| LTE Carrier Aggregation Combinations | Inter-Band and Intra-Band possible combinations and the detail power verification please referred to section 13. | | | | | | | | | | | | | | | | | | | | | | | | | | | | | | | | | | | | | | | | | | | | | | | | | | | | | | | | | | | | | | |
| LTE Carrier Aggregation Additional Information | 1. This device supports LTE Carrier Aggregation (CA) in the uplink for LTE B41 with two component carriers in the uplink. SAR Measurements and conducted powers were | | | | | | | | | | | | | | | | | | | | | | | | | | | | | | | | | | | | | | | | | | | | | | | | | | | | | | | | | | | | | | |



evaluated per FCC Guidance.
 2. This device supports maximum of 2 carriers in the downlink and uplink. Additional following LTE Release features are not supported: Relay, HetNet, Enhanced MIMO, eICI, WiFi Offloading, MDH, eMBMA, Cross-Carrier Scheduling, Enhanced SC-FDMA.

| Transmission (H, M, L) channel numbers and frequencies in each LTE band | | | | | | | | | | | | | | | | |
|---|-------------------|-------------|------------------|-------------|------------------|-------------|------------------|-------------|------------------|-------------|------------------|-------------|------------------|--|------------|--|
| LTE Band 2 | | | | | | | | | | | | | | | | |
| | Bandwidth 1.4 MHz | | Bandwidth 3 MHz | | Bandwidth 5 MHz | | Bandwidth 10 MHz | | Bandwidth 15 MHz | | Bandwidth 20 MHz | | | | | |
| | Ch. # | Freq. (MHz) | Ch. # | Freq. (MHz) | Ch. # | Freq. (MHz) | Ch. # | Freq. (MHz) | Ch. # | Freq. (MHz) | Ch. # | Freq. (MHz) | | | | |
| L | 18607 | 1850.7 | 18615 | 1851.5 | 18625 | 1852.5 | 18650 | 1855 | 18675 | 1857.5 | 18700 | 1860 | | | | |
| M | 18900 | 1880 | 18900 | 1880 | 18900 | 1880 | 18900 | 1880 | 18900 | 1880 | 18900 | 1880 | | | | |
| H | 19193 | 1909.3 | 19185 | 1908.5 | 19175 | 1907.5 | 19150 | 1905 | 19125 | 1902.5 | 19100 | 1900 | | | | |
| LTE Band 4 | | | | | | | | | | | | | | | | |
| | Bandwidth 1.4 MHz | | Bandwidth 3 MHz | | Bandwidth 5 MHz | | Bandwidth 10 MHz | | Bandwidth 15 MHz | | Bandwidth 20 MHz | | | | | |
| | Ch. # | Freq. (MHz) | Ch. # | Freq. (MHz) | Ch. # | Freq. (MHz) | Ch. # | Freq. (MHz) | Ch. # | Freq. (MHz) | Ch. # | Freq. (MHz) | | | | |
| L | 19957 | 1710.7 | 19965 | 1711.5 | 19975 | 1712.5 | 20000 | 1715 | 20025 | 1717.5 | 20050 | 1720 | | | | |
| M | 20175 | 1732.5 | 20175 | 1732.5 | 20175 | 1732.5 | 20175 | 1732.5 | 20175 | 1732.5 | 20175 | 1732.5 | | | | |
| H | 20393 | 1754.3 | 20385 | 1753.5 | 20375 | 1752.5 | 20350 | 1750 | 20325 | 1747.5 | 20300 | 1745 | | | | |
| LTE Band 5 | | | | | | | | | | | | | | | | |
| | Bandwidth 1.4 MHz | | Bandwidth 3 MHz | | Bandwidth 5 MHz | | Bandwidth 10 MHz | | Bandwidth 15 MHz | | Bandwidth 20 MHz | | | | | |
| | Ch. # | Freq. (MHz) | Ch. # | Freq. (MHz) | Ch. # | Freq. (MHz) | Ch. # | Freq. (MHz) | Ch. # | Freq. (MHz) | Ch. # | Freq. (MHz) | | | | |
| L | 20407 | 824.7 | 20415 | 825.5 | 20425 | 826.5 | 20450 | 829 | 20525 | 836.5 | 20525 | 836.5 | | | | |
| M | 20525 | 836.5 | 20525 | 836.5 | 20525 | 836.5 | 20525 | 836.5 | 20525 | 836.5 | 20525 | 836.5 | | | | |
| H | 20643 | 848.3 | 20635 | 847.5 | 20625 | 846.5 | 20600 | 844 | | | | | | | | |
| LTE Band 7 | | | | | | | | | | | | | | | | |
| | Bandwidth 5 MHz | | Bandwidth 10 MHz | | Bandwidth 15 MHz | | Bandwidth 20 MHz | | Bandwidth 15 MHz | | Bandwidth 20 MHz | | | | | |
| | Ch. # | Freq. (MHz) | Ch. # | Freq. (MHz) | Ch. # | Freq. (MHz) | Ch. # | Freq. (MHz) | Ch. # | Freq. (MHz) | Ch. # | Freq. (MHz) | | | | |
| L | 20775 | 2502.5 | 20800 | 2505 | 20825 | 2507.5 | 20850 | 2510 | 20875 | 2512.5 | 20900 | 2515 | | | | |
| M | 21100 | 2535 | 21100 | 2535 | 21100 | 2535 | 21100 | 2535 | 21100 | 2535 | 21100 | 2535 | | | | |
| H | 21425 | 2567.5 | 21400 | 2565 | 21375 | 2562.5 | 21350 | 2560 | | | | | | | | |
| LTE Band 12 | | | | | | | | | | | | | | | | |
| | Bandwidth 1.4 MHz | | Bandwidth 3 MHz | | Bandwidth 5 MHz | | Bandwidth 10 MHz | | Bandwidth 15 MHz | | Bandwidth 20 MHz | | | | | |
| | Ch. # | Freq. (MHz) | Ch. # | Freq. (MHz) | Ch. # | Freq. (MHz) | Ch. # | Freq. (MHz) | Ch. # | Freq. (MHz) | Ch. # | Freq. (MHz) | | | | |
| L | 23017 | 699.7 | 23025 | 700.5 | 23035 | 701.5 | 23060 | 704 | 23085 | 707 | 23110 | 710 | | | | |
| M | 23095 | 707.5 | 23095 | 707.5 | 23095 | 707.5 | 23095 | 707.5 | 23095 | 707.5 | 23095 | 707.5 | | | | |
| H | 23173 | 715.3 | 23165 | 714.5 | 23155 | 713.5 | 23130 | 711 | | | | | | | | |
| LTE Band 13 | | | | | | | | | | | | | | | | |
| | Bandwidth 5 MHz | | | | Bandwidth 10 MHz | | | | Bandwidth 15 MHz | | | | Bandwidth 20 MHz | | | |
| | Channel # | | Freq.(MHz) | | Channel # | | Freq.(MHz) | | Channel # | | Freq.(MHz) | | Channel # | | Freq.(MHz) | |
| L | 23205 | | 779.5 | | 23230 | | 782 | | 23255 | | 784.5 | | 23280 | | 787 | |
| M | 23230 | | 782 | | 23255 | | 784.5 | | 23280 | | 787 | | 23305 | | 789.5 | |
| H | 23255 | | 784.5 | | 23280 | | 787 | | 23305 | | 789.5 | | 23330 | | 792 | |
| LTE Band 17 | | | | | | | | | | | | | | | | |
| | Bandwidth 5 MHz | | | | Bandwidth 10 MHz | | | | Bandwidth 15 MHz | | | | Bandwidth 20 MHz | | | |
| | Channel # | | Freq.(MHz) | | Channel # | | Freq.(MHz) | | Channel # | | Freq.(MHz) | | Channel # | | Freq.(MHz) | |
| L | 23755 | | 706.5 | | 23780 | | 709 | | 23805 | | 712 | | 23830 | | 715 | |
| M | 23790 | | 710 | | 23815 | | 713 | | 23840 | | 716 | | 23865 | | 719 | |
| H | 23825 | | 713.5 | | 23850 | | 716.5 | | 23875 | | 719.5 | | 23900 | | 722 | |
| LTE Band 25 | | | | | | | | | | | | | | | | |
| | Bandwidth 1.4 MHz | | Bandwidth 3 MHz | | Bandwidth 5 MHz | | Bandwidth 10 MHz | | Bandwidth 15 MHz | | Bandwidth 20 MHz | | | | | |
| | Ch. # | Freq. (MHz) | Ch. # | Freq. (MHz) | Ch. # | Freq. (MHz) | Ch. # | Freq. (MHz) | Ch. # | Freq. (MHz) | Ch. # | Freq. (MHz) | | | | |
| L | 26047 | 1850.7 | 26055 | 1851.5 | 26065 | 1852.5 | 26090 | 1855 | 26115 | 1857.5 | 26140 | 1860 | | | | |
| M | 26340 | 1880 | 26340 | 1880 | 26340 | 1880 | 26340 | 1880 | 26340 | 1880 | 26340 | 1880 | | | | |
| H | 26683 | 1914.3 | 26675 | 1913.5 | 26665 | 1912.5 | 26640 | 1910 | 26615 | 1907.5 | 26590 | 1905 | | | | |



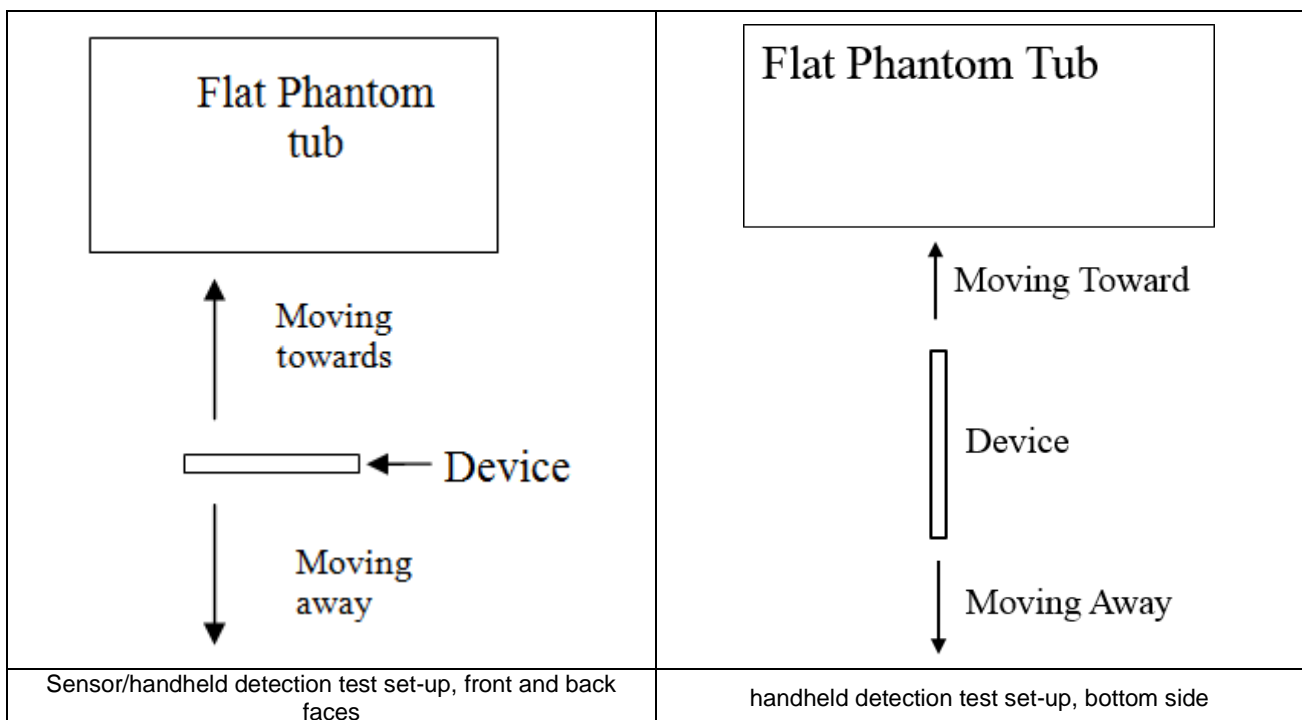
| LTE Band 26 | | | | | | | | | | | | |
|-------------|-------------------|-------------|------------------|-------------|------------------|-------------|------------------|-------------|------------------|-------------|------------------|-------------|
| | Bandwidth 1.4 MHz | | Bandwidth 3 MHz | | Bandwidth 5 MHz | | Bandwidth 10 MHz | | Bandwidth 15 MHz | | | |
| | Ch. # | Freq. (MHz) | Ch. # | Freq. (MHz) | Ch. # | Freq. (MHz) | Ch. # | Freq. (MHz) | Ch. # | Freq. (MHz) | | |
| L | 26697 | 814.7 | 26705 | 815.5 | 26715 | 816.5 | 26740 | 819 | 26765 | 821.5 | | |
| M | 26865 | 831.5 | 26865 | 831.5 | 26865 | 831.5 | 26865 | 831.5 | 26865 | 831.5 | | |
| H | 27033 | 848.3 | 27025 | 847.5 | 27015 | 846.5 | 26990 | 844 | 26965 | 841.5 | | |
| LTE Band 38 | | | | | | | | | | | | |
| | Bandwidth 5 MHz | | Bandwidth 10 MHz | | Bandwidth 15 MHz | | Bandwidth 20 MHz | | | | | |
| | Ch. # | Freq. (MHz) | Ch. # | Freq. (MHz) | Ch. # | Freq. (MHz) | Ch. # | Freq. (MHz) | Ch. # | Freq. (MHz) | | |
| L | 37775 | 2572.5 | 37800 | 2575 | 37825 | 2577.5 | 37850 | 2580 | 37875 | 2582.5 | | |
| M | 38000 | 2595 | 38000 | 2595 | 38000 | 2595 | 38000 | 2595 | 38000 | 2595 | | |
| H | 38225 | 2617.5 | 38200 | 2615 | 38175 | 2612.5 | 38150 | 2610 | 38125 | 2607.5 | | |
| LTE Band 41 | | | | | | | | | | | | |
| | Bandwidth 5 MHz | | Bandwidth 10 MHz | | Bandwidth 15 MHz | | Bandwidth 20 MHz | | | | | |
| | Ch. # | Freq. (MHz) | Ch. # | Freq. (MHz) | Ch. # | Freq. (MHz) | Ch. # | Freq. (MHz) | Ch. # | Freq. (MHz) | | |
| L | 39675 | 2498.5 | 39700 | 2501 | 39725 | 2503.5 | 39750 | 2506 | 39775 | 2508.5 | | |
| LM | 40148 | 2545.8 | 40160 | 2547 | 40173 | 2548.3 | 40185 | 2549.5 | 40197 | 2550.7 | | |
| M | 40620 | 2593 | 40620 | 2593 | 40620 | 2593 | 40620 | 2593 | 40620 | 2593 | | |
| HM | 41093 | 2640.3 | 41080 | 2639 | 41068 | 2637.8 | 41055 | 2636.5 | 41042 | 2635.2 | | |
| H | 41565 | 2687.5 | 41540 | 2685 | 41515 | 2682.5 | 41490 | 2680 | 41465 | 2677.5 | | |
| LTE Band 66 | | | | | | | | | | | | |
| | Bandwidth 1.4 MHz | | Bandwidth 3 MHz | | Bandwidth 5 MHz | | Bandwidth 10 MHz | | Bandwidth 15 MHz | | Bandwidth 20 MHz | |
| | Ch. # | Freq. (MHz) | Ch. # | Freq. (MHz) | Ch. # | Freq. (MHz) | Ch. # | Freq. (MHz) | Ch. # | Freq. (MHz) | Ch. # | Freq. (MHz) |
| L | 131979 | 1710.7 | 131987 | 1711.5 | 131997 | 1712.5 | 132022 | 1715 | 132047 | 1717.5 | 132072 | 1720 |
| M | 132322 | 1745 | 132322 | 1745 | 132322 | 1745 | 132322 | 1745 | 132322 | 1745 | 132322 | 1745 |
| H | 132665 | 1779.3 | 132657 | 1778.5 | 132647 | 1777.5 | 132622 | 1775 | 132597 | 1772.5 | 132572 | 1770 |
| LTE Band 71 | | | | | | | | | | | | |
| | Bandwidth 5 MHz | | Bandwidth 10 MHz | | Bandwidth 15 MHz | | Bandwidth 20 MHz | | | | | |
| | Ch. # | Freq. (MHz) | Ch. # | Freq. (MHz) | Ch. # | Freq. (MHz) | Ch. # | Freq. (MHz) | Ch. # | Freq. (MHz) | | |
| L | 133147 | 665.5 | 133172 | 668 | 133197 | 670.5 | 133222 | 673 | 133247 | 675.5 | | |
| M | 133247 | 675.5 | 133272 | 678 | 133297 | 680.5 | 133322 | 683 | 133347 | 685.5 | | |
| H | 133447 | 695.5 | 133422 | 693 | 133397 | 690.5 | 133372 | 688 | 133347 | 685.5 | | |

5. Proximity Sensor Triggering Test

5.1 Proximity sensor triggering distances(Per KDB616217§6.2)

- Proximity sensor triggering distance testing was performed according to the procedures outlined in KDB 616217 D04 section 6.2, and EUT moving further away from the flat phantom and EUT moving toward the flat phantom were both assessed and the tissue-equivalent medium for highest frequency (5825MHz) and lowest (835MHz) frequency was used for proximity sensor triggering testing.
- Capacitive proximity sensor placed coincident with antenna elements at the bottom end of the phone are utilized to determine when the device comes in proximity of the user's body at the front or back or bottom or left side surface of the device. There is no need to do sensor coverage testing for the proximity sensor is designed to support sufficient detection range and sensitivity to cover regions of the sensors in all applicable directions since the proximity sensor entirely covers the antenna.
- When the proximity sensor is active, GSM1900, WCDMA band II/IV/V, CDMA BC0/1/10, LTE band 2/4/5/7/25/26/66/38/41/41HPUE and WLAN5.2GHz/5.3GHz/5.5GHz/5.8GHz reduced power will be active for front/back body worn SAR.
- P-sensor can detect handheld state, GSM1900, WCDMA band II/IV, CDMA BC0/1/10, and LTE B2/4/7/25/66/38/41/41HPUE for front/back/bottom sides of product specific 10g SAR condition reduced powers will be active for handheld SAR.
- The proximity sensors used to detect the proximity of the user's body at the front or back or bottom side surface of the device use a detection threshold distance. The data shown in the sections below shows the distance(s).
- For verification of compliance of power reduction scheme, additional SAR testing with EUT transmitting at full RF power at a conservative trigger distance was performed for body worn:
Front: [20 mm](#)
Back: [23 mm](#)
- For verification of compliance of power reduction scheme, additional SAR testing with EUT transmitting at full RF power at a conservative trigger distance was performed for handheld:
For antenna 1
Front: [8 mm](#)
Back: [8 mm](#)
bottom side: [13 mm](#)

For antenna 2
Front: [7 mm](#)
Back: [6 mm](#)
bottom side: [9 mm](#)



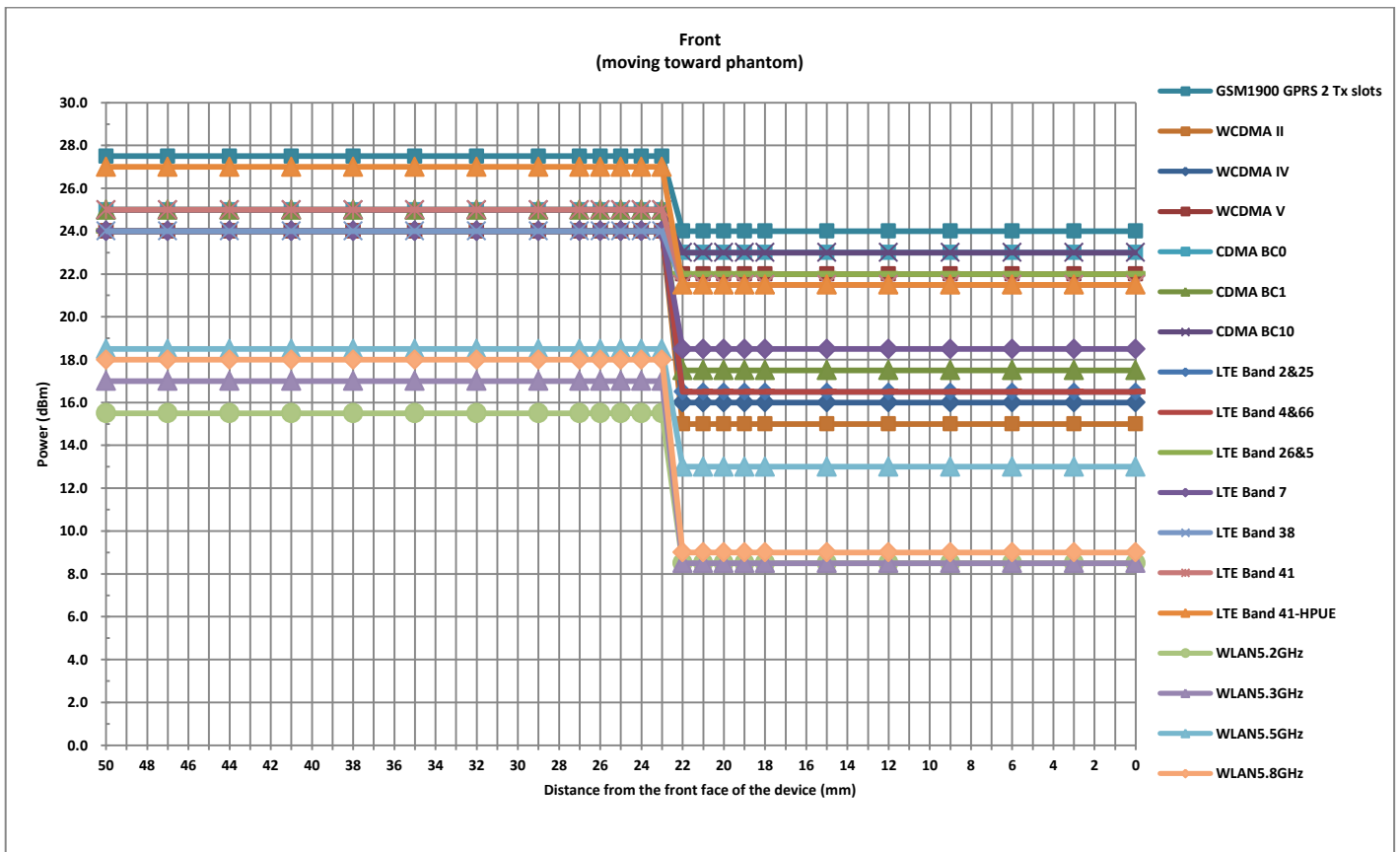
<P-Sensor>

| Proximity Sensor Triggering Distance (mm) | | | | |
|---|----------------|-------------|----------------|-------------|
| Position | Front | | Back | |
| | Moving towards | Moving away | Moving towards | Moving away |
| Minimum | 22 | 25 | 24 | 27 |

| TX. Band | Proximity Sensor Triggering Power (dBm) | | |
|---------------------|---|-------------------------|----------------------|
| | Full | Reduced | power reduction (dB) |
| | max. tune up limit (dBm) | max. tune up limit(dBm) | |
| GPRS1900 2 Tx slots | 27.5 | 24.0 | 3.5 |
| WCDMA Band II | 24.0 | 15.0 | 9.0 |
| WCDMA Band IV | 24.0 | 16.0 | 8.0 |
| WCDMA Band V | 24.0 | 22.0 | 2.0 |
| CDMA BC0 | 25.0 | 23.0 | 2.0 |
| CDMA BC1 | 25.0 | 17.5 | 7.5 |
| CDMA BC10 | 25.0 | 23.0 | 2.0 |
| LTE Band 2&25 | 24.0 | 16.5 | 7.5 |
| LTE Band 4&66 | 24.0 | 16.5 | 7.5 |
| LTE Band 26&5 | 24.0 | 22.0 | 2.0 |
| LTE Band 7 | 24.0 | 18.5 | 5.5 |
| LTE Band 38 | 24.0 | 21.5 | 2.5 |
| LTE Band 41 PL3 | 25.0 | 21.5 | 3.5 |
| LTE Band 41 PL2 | 27.0 | 21.5 | 5.5 |
| WLAN5.2GHz | 15.5 | 8.5 | 7.0 |
| WLAN5.3GHz | 17.0 | 8.5 | 8.5 |
| WLAN5.5GHz | 18.5 | 13.0 | 5.5 |
| WLAN5.8GHz | 18.0 | 9.0 | 9.0 |

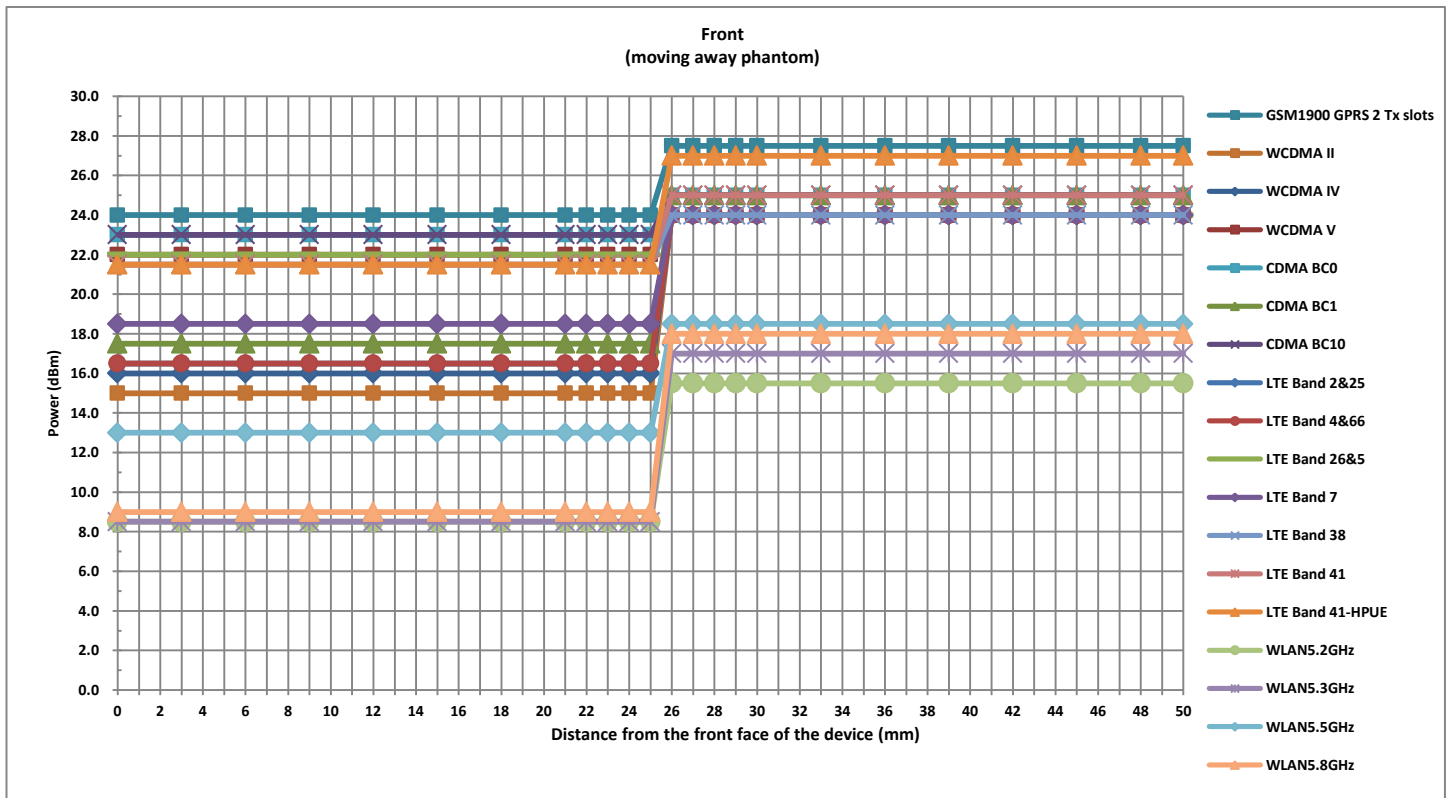


| Proximity Sensor Triggering Distance (mm) and Triggering Power (dBm) | | | | | | | | | | | | | | | | | | | | | | | | |
|--|------|------|------|------|------|------|------|------|------|------|------|------|------|------|------|------|------|------|------|------|------|------|------|------|
| Front | | | | | | | | | | | | | | | | | | | | | | | | |
| Distance | 50 | 47 | 44 | 41 | 38 | 27 | 26 | 25 | 24 | 23 | 22 | 21 | 20 | 19 | 18 | 17 | 16 | 15 | 14 | 11 | 8 | 5 | 2 | 0 |
| GPRS1900 2 Tx slots | 27.5 | 27.5 | 27.5 | 27.5 | 27.5 | 27.5 | 27.5 | 27.5 | 27.5 | 27.5 | 24.0 | 24.0 | 24.0 | 24.0 | 24.0 | 24.0 | 24.0 | 24.0 | 24.0 | 24.0 | 24.0 | 24.0 | 24.0 | 24.0 |
| WCDMA Band II | 24.0 | 24.0 | 24.0 | 24.0 | 24.0 | 24.0 | 24.0 | 24.0 | 24.0 | 24.0 | 15.0 | 15.0 | 15.0 | 15.0 | 15.0 | 15.0 | 15.0 | 15.0 | 15.0 | 15.0 | 15.0 | 15.0 | 15.0 | 15.0 |
| WCDMA Band IV | 24.0 | 24.0 | 24.0 | 24.0 | 24.0 | 24.0 | 24.0 | 24.0 | 24.0 | 24.0 | 16.0 | 16.0 | 16.0 | 16.0 | 16.0 | 16.0 | 16.0 | 16.0 | 16.0 | 16.0 | 16.0 | 16.0 | 16.0 | 16.0 |
| WCDMA Band V | 24.0 | 24.0 | 24.0 | 24.0 | 24.0 | 24.0 | 24.0 | 24.0 | 24.0 | 24.0 | 22.0 | 22.0 | 22.0 | 22.0 | 22.0 | 22.0 | 22.0 | 22.0 | 22.0 | 22.0 | 22.0 | 22.0 | 22.0 | 22.0 |
| CDMA BC0 | 25.0 | 25.0 | 25.0 | 25.0 | 25.0 | 25.0 | 25.0 | 25.0 | 25.0 | 25.0 | 23.0 | 23.0 | 23.0 | 23.0 | 23.0 | 23.0 | 23.0 | 23.0 | 23.0 | 23.0 | 23.0 | 23.0 | 23.0 | 23.0 |
| CDMA BC1 | 25.0 | 25.0 | 25.0 | 25.0 | 25.0 | 25.0 | 25.0 | 25.0 | 25.0 | 25.0 | 17.5 | 17.5 | 17.5 | 17.5 | 17.5 | 17.5 | 17.5 | 17.5 | 17.5 | 17.5 | 17.5 | 17.5 | 17.5 | 17.5 |
| CDMA BC10 | 25.0 | 25.0 | 25.0 | 25.0 | 25.0 | 25.0 | 25.0 | 25.0 | 25.0 | 25.0 | 23.0 | 23.0 | 23.0 | 23.0 | 23.0 | 23.0 | 23.0 | 23.0 | 23.0 | 23.0 | 23.0 | 23.0 | 23.0 | 23.0 |
| LTE Band 2&25 | 24.0 | 24.0 | 24.0 | 24.0 | 24.0 | 24.0 | 24.0 | 24.0 | 24.0 | 24.0 | 16.5 | 16.5 | 16.5 | 16.5 | 16.5 | 16.5 | 16.5 | 16.5 | 16.5 | 16.5 | 16.5 | 16.5 | 16.5 | 16.5 |
| LTE Band 4&66 | 24.0 | 24.0 | 24.0 | 24.0 | 24.0 | 24.0 | 24.0 | 24.0 | 24.0 | 24.0 | 16.5 | 16.5 | 16.5 | 16.5 | 16.5 | 16.5 | 16.5 | 16.5 | 16.5 | 16.5 | 16.5 | 16.5 | 16.5 | 16.5 |
| LTE Band 26&5 | 24.0 | 24.0 | 24.0 | 24.0 | 24.0 | 24.0 | 24.0 | 24.0 | 24.0 | 24.0 | 22.0 | 22.0 | 22.0 | 22.0 | 22.0 | 22.0 | 22.0 | 22.0 | 22.0 | 22.0 | 22.0 | 22.0 | 22.0 | 22.0 |
| LTE Band 7 | 24.0 | 24.0 | 24.0 | 24.0 | 24.0 | 24.0 | 24.0 | 24.0 | 24.0 | 24.0 | 18.5 | 18.5 | 18.5 | 18.5 | 18.5 | 18.5 | 18.5 | 18.5 | 18.5 | 18.5 | 18.5 | 18.5 | 18.5 | 18.5 |
| LTE Band 38 | 24.0 | 24.0 | 24.0 | 24.0 | 24.0 | 24.0 | 24.0 | 24.0 | 24.0 | 24.0 | 21.5 | 21.5 | 21.5 | 21.5 | 21.5 | 21.5 | 21.5 | 21.5 | 21.5 | 21.5 | 21.5 | 21.5 | 21.5 | 21.5 |
| LTE Band 41 PL3 | 25.0 | 25.0 | 25.0 | 25.0 | 25.0 | 25.0 | 25.0 | 25.0 | 25.0 | 25.0 | 21.5 | 21.5 | 21.5 | 21.5 | 21.5 | 21.5 | 21.5 | 21.5 | 21.5 | 21.5 | 21.5 | 21.5 | 21.5 | 21.5 |
| LTE Band 41 PL2 | 27.0 | 27.0 | 27.0 | 27.0 | 27.0 | 27.0 | 27.0 | 27.0 | 27.0 | 27.0 | 21.5 | 21.5 | 21.5 | 21.5 | 21.5 | 21.5 | 21.5 | 21.5 | 21.5 | 21.5 | 21.5 | 21.5 | 21.5 | 21.5 |
| WLAN5.2GHz | 15.5 | 15.5 | 15.5 | 15.5 | 15.5 | 15.5 | 15.5 | 15.5 | 15.5 | 15.5 | 8.5 | 8.5 | 8.5 | 8.5 | 8.5 | 8.5 | 8.5 | 8.5 | 8.5 | 8.5 | 8.5 | 8.5 | 8.5 | 8.5 |
| WLAN5.3GHz | 17.0 | 17.0 | 17.0 | 17.0 | 17.0 | 17.0 | 17.0 | 17.0 | 17.0 | 17.0 | 8.5 | 8.5 | 8.5 | 8.5 | 8.5 | 8.5 | 8.5 | 8.5 | 8.5 | 8.5 | 8.5 | 8.5 | 8.5 | 8.5 |
| WLAN5.5GHz | 18.5 | 18.5 | 18.5 | 18.5 | 18.5 | 18.5 | 18.5 | 18.5 | 18.5 | 18.5 | 13.0 | 13.0 | 13.0 | 13.0 | 13.0 | 13.0 | 13.0 | 13.0 | 13.0 | 13.0 | 13.0 | 13.0 | 13.0 | 13.0 |
| WLAN5.8GHz | 18.0 | 18.0 | 18.0 | 18.0 | 18.0 | 18.0 | 18.0 | 18.0 | 18.0 | 18.0 | 9.0 | 9.0 | 9.0 | 9.0 | 9.0 | 9.0 | 9.0 | 9.0 | 9.0 | 9.0 | 9.0 | 9.0 | 9.0 | 9.0 |



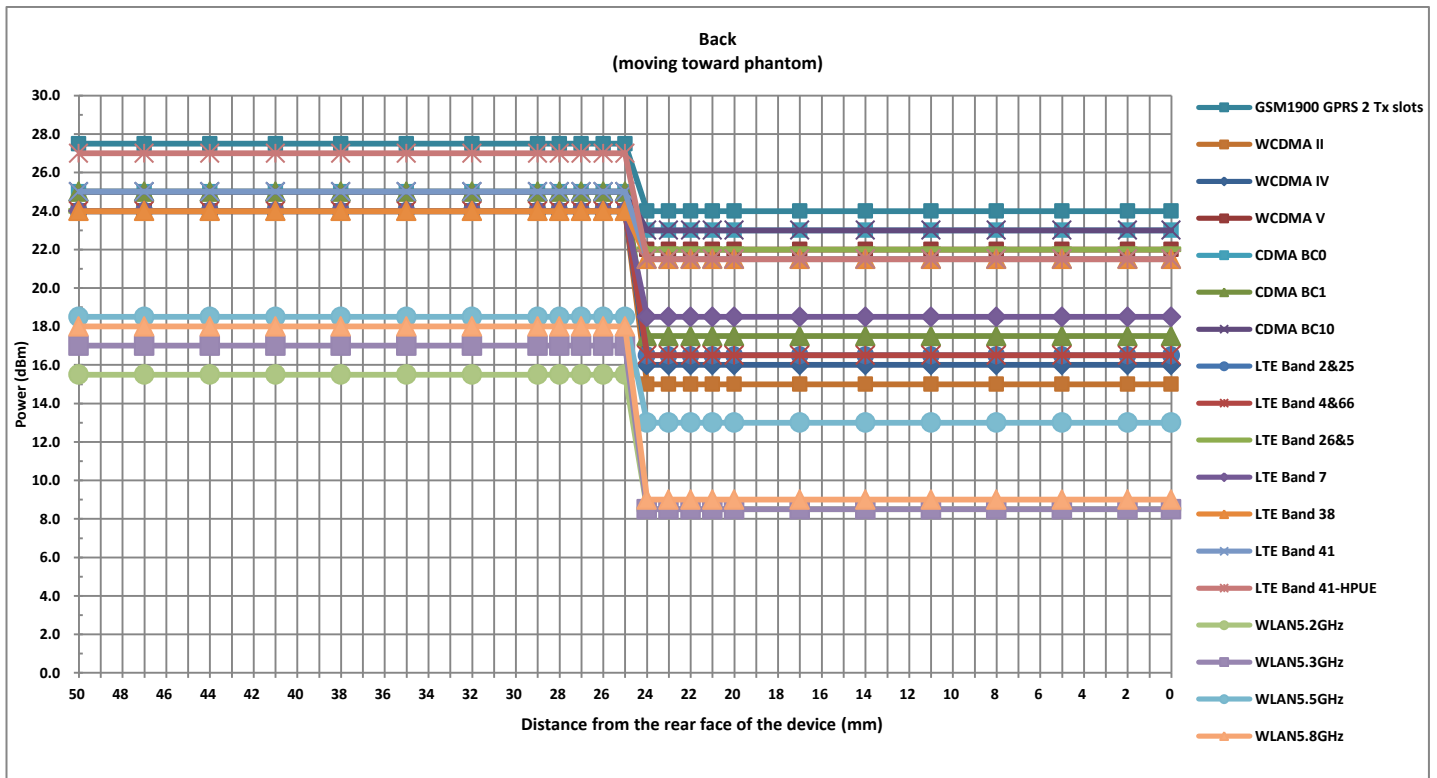


| Proximity Sensor Triggering Distance (mm) and Triggering Power (dBm) | | | | | | | | | | | | | | | | | | | | | | | | |
|--|------|------|------|------|------|------|------|------|------|------|------|------|------|------|------|------|------|------|------|------|------|------|------|------|
| Front | | | | | | | | | | | | | | | | | | | | | | | | |
| Distance | 50 | 48 | 45 | 42 | 39 | 36 | 33 | 30 | 29 | 28 | 27 | 26 | 25 | 24 | 23 | 22 | 21 | 18 | 15 | 12 | 9 | 6 | 3 | 0 |
| GPRS1900 2 Tx slots | 27.5 | 27.5 | 27.5 | 27.5 | 27.5 | 27.5 | 27.5 | 27.5 | 27.5 | 27.5 | 27.5 | 27.5 | 24.0 | 24.0 | 24.0 | 24.0 | 24.0 | 24.0 | 24.0 | 24.0 | 24.0 | 24.0 | 24.0 | 24.0 |
| WCDMA Band II | 24.0 | 24.0 | 24.0 | 24.0 | 24.0 | 24.0 | 24.0 | 24.0 | 24.0 | 24.0 | 24.0 | 24.0 | 15.0 | 15.0 | 15.0 | 15.0 | 15.0 | 15.0 | 15.0 | 15.0 | 15.0 | 15.0 | 15.0 | 15.0 |
| WCDMA Band IV | 24.0 | 24.0 | 24.0 | 24.0 | 24.0 | 24.0 | 24.0 | 24.0 | 24.0 | 24.0 | 24.0 | 24.0 | 16.0 | 16.0 | 16.0 | 16.0 | 16.0 | 16.0 | 16.0 | 16.0 | 16.0 | 16.0 | 16.0 | 16.0 |
| WCDMA Band V | 24.0 | 24.0 | 24.0 | 24.0 | 24.0 | 24.0 | 24.0 | 24.0 | 24.0 | 24.0 | 24.0 | 24.0 | 22.0 | 22.0 | 22.0 | 22.0 | 22.0 | 22.0 | 22.0 | 22.0 | 22.0 | 22.0 | 22.0 | 22.0 |
| CDMA BC0 | 25.0 | 25.0 | 25.0 | 25.0 | 25.0 | 25.0 | 25.0 | 25.0 | 25.0 | 25.0 | 25.0 | 25.0 | 23.0 | 23.0 | 23.0 | 23.0 | 23.0 | 23.0 | 23.0 | 23.0 | 23.0 | 23.0 | 23.0 | 23.0 |
| CDMA BC1 | 25.0 | 25.0 | 25.0 | 25.0 | 25.0 | 25.0 | 25.0 | 25.0 | 25.0 | 25.0 | 25.0 | 25.0 | 17.5 | 17.5 | 17.5 | 17.5 | 17.5 | 17.5 | 17.5 | 17.5 | 17.5 | 17.5 | 17.5 | 17.5 |
| CDMA BC10 | 25.0 | 25.0 | 25.0 | 25.0 | 25.0 | 25.0 | 25.0 | 25.0 | 25.0 | 25.0 | 25.0 | 25.0 | 23.0 | 23.0 | 23.0 | 23.0 | 23.0 | 23.0 | 23.0 | 23.0 | 23.0 | 23.0 | 23.0 | 23.0 |
| LTE Band 2&25 | 24.0 | 24.0 | 24.0 | 24.0 | 24.0 | 24.0 | 24.0 | 24.0 | 24.0 | 24.0 | 24.0 | 24.0 | 16.5 | 16.5 | 16.5 | 16.5 | 16.5 | 16.5 | 16.5 | 16.5 | 16.5 | 16.5 | 16.5 | 16.5 |
| LTE Band 4&66 | 24.0 | 24.0 | 24.0 | 24.0 | 24.0 | 24.0 | 24.0 | 24.0 | 24.0 | 24.0 | 24.0 | 24.0 | 16.5 | 16.5 | 16.5 | 16.5 | 16.5 | 16.5 | 16.5 | 16.5 | 16.5 | 16.5 | 16.5 | 16.5 |
| LTE Band 26&5 | 24.0 | 24.0 | 24.0 | 24.0 | 24.0 | 24.0 | 24.0 | 24.0 | 24.0 | 24.0 | 24.0 | 24.0 | 22.0 | 22.0 | 22.0 | 22.0 | 22.0 | 22.0 | 22.0 | 22.0 | 22.0 | 22.0 | 22.0 | 22.0 |
| LTE Band 7 | 24.0 | 24.0 | 24.0 | 24.0 | 24.0 | 24.0 | 24.0 | 24.0 | 24.0 | 24.0 | 24.0 | 24.0 | 18.5 | 18.5 | 18.5 | 18.5 | 18.5 | 18.5 | 18.5 | 18.5 | 18.5 | 18.5 | 18.5 | 18.5 |
| LTE Band 38 | 24.0 | 24.0 | 24.0 | 24.0 | 24.0 | 24.0 | 24.0 | 24.0 | 24.0 | 24.0 | 24.0 | 24.0 | 21.5 | 21.5 | 21.5 | 21.5 | 21.5 | 21.5 | 21.5 | 21.5 | 21.5 | 21.5 | 21.5 | 21.5 |
| LTE Band 41 PL3 | 25.0 | 25.0 | 25.0 | 25.0 | 25.0 | 25.0 | 25.0 | 25.0 | 25.0 | 25.0 | 25.0 | 25.0 | 21.5 | 21.5 | 21.5 | 21.5 | 21.5 | 21.5 | 21.5 | 21.5 | 21.5 | 21.5 | 21.5 | 21.5 |
| LTE Band 41 PL2 | 27.0 | 27.0 | 27.0 | 27.0 | 27.0 | 27.0 | 27.0 | 27.0 | 27.0 | 27.0 | 27.0 | 27.0 | 21.5 | 21.5 | 21.5 | 21.5 | 21.5 | 21.5 | 21.5 | 21.5 | 21.5 | 21.5 | 21.5 | 21.5 |
| WLAN5.2GHz | 15.5 | 15.5 | 15.5 | 15.5 | 15.5 | 15.5 | 15.5 | 15.5 | 15.5 | 15.5 | 15.5 | 15.5 | 8.5 | 8.5 | 8.5 | 8.5 | 8.5 | 8.5 | 8.5 | 8.5 | 8.5 | 8.5 | 8.5 | 8.5 |
| WLAN5.3GHz | 17.0 | 17.0 | 17.0 | 17.0 | 17.0 | 17.0 | 17.0 | 17.0 | 17.0 | 17.0 | 17.0 | 17.0 | 8.5 | 8.5 | 8.5 | 8.5 | 8.5 | 8.5 | 8.5 | 8.5 | 8.5 | 8.5 | 8.5 | 8.5 |
| WLAN5.5GHz | 18.5 | 18.5 | 18.5 | 18.5 | 18.5 | 18.5 | 18.5 | 18.5 | 18.5 | 18.5 | 18.5 | 18.5 | 13.0 | 13.0 | 13.0 | 13.0 | 13.0 | 13.0 | 13.0 | 13.0 | 13.0 | 13.0 | 13.0 | 13.0 |
| WLAN5.8GHz | 18.0 | 18.0 | 18.0 | 18.0 | 18.0 | 18.0 | 18.0 | 18.0 | 18.0 | 18.0 | 18.0 | 18.0 | 9.0 | 9.0 | 9.0 | 9.0 | 9.0 | 9.0 | 9.0 | 9.0 | 9.0 | 9.0 | 9.0 | 9.0 |



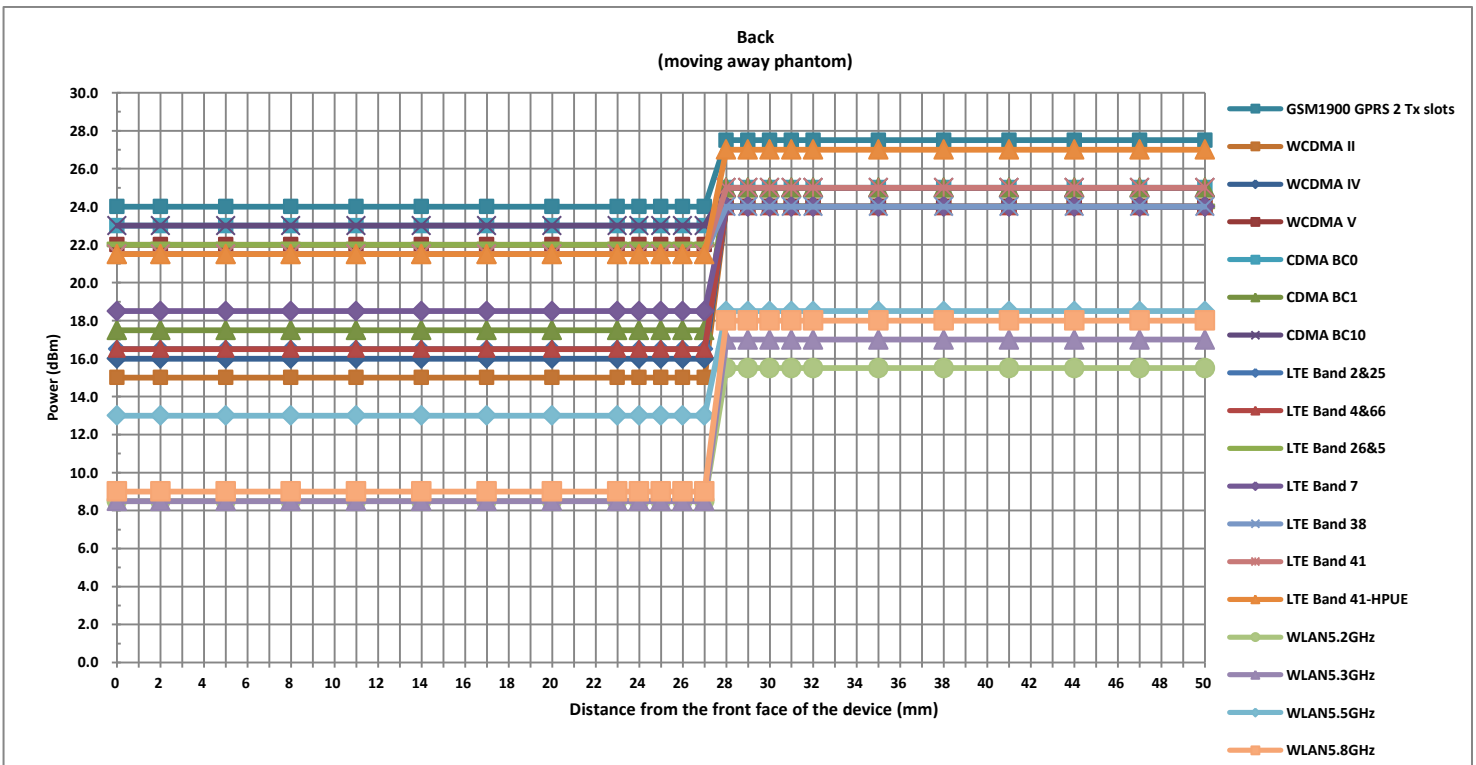


| Proximity Sensor Triggering Distance (mm) and Triggering Power (dBm) | | | | | | | | | | | | | | | | | | | | | | | | |
|--|------|------|------|------|------|------|------|------|------|------|------|------|------|------|------|------|------|------|------|------|------|------|------|------|
| Back | | | | | | | | | | | | | | | | | | | | | | | | |
| Distance | 50 | 47 | 44 | 41 | 38 | 35 | 32 | 29 | 28 | 27 | 26 | 25 | 24 | 23 | 22 | 21 | 20 | 17 | 14 | 11 | 8 | 5 | 2 | 0 |
| GPRS1900 2 Tx slots | 27.5 | 27.5 | 27.5 | 27.5 | 27.5 | 27.5 | 27.5 | 27.5 | 27.5 | 27.5 | 27.5 | 27.5 | 24.0 | 24.0 | 24.0 | 24.0 | 24.0 | 24.0 | 24.0 | 24.0 | 24.0 | 24.0 | 24.0 | 24.0 |
| WCDMA Band II | 24.0 | 24.0 | 24.0 | 24.0 | 24.0 | 24.0 | 24.0 | 24.0 | 24.0 | 24.0 | 24.0 | 24.0 | 15.0 | 15.0 | 15.0 | 15.0 | 15.0 | 15.0 | 15.0 | 15.0 | 15.0 | 15.0 | 15.0 | 15.0 |
| WCDMA Band IV | 24.0 | 24.0 | 24.0 | 24.0 | 24.0 | 24.0 | 24.0 | 24.0 | 24.0 | 24.0 | 24.0 | 24.0 | 16.0 | 16.0 | 16.0 | 16.0 | 16.0 | 16.0 | 16.0 | 16.0 | 16.0 | 16.0 | 16.0 | 16.0 |
| WCDMA Band V | 24.0 | 24.0 | 24.0 | 24.0 | 24.0 | 24.0 | 24.0 | 24.0 | 24.0 | 24.0 | 24.0 | 24.0 | 22.0 | 22.0 | 22.0 | 22.0 | 22.0 | 22.0 | 22.0 | 22.0 | 22.0 | 22.0 | 22.0 | 22.0 |
| CDMA BC0 | 25.0 | 25.0 | 25.0 | 25.0 | 25.0 | 25.0 | 25.0 | 25.0 | 25.0 | 25.0 | 25.0 | 25.0 | 23.0 | 23.0 | 23.0 | 23.0 | 23.0 | 23.0 | 23.0 | 23.0 | 23.0 | 23.0 | 23.0 | 23.0 |
| CDMA BC1 | 25.0 | 25.0 | 25.0 | 25.0 | 25.0 | 25.0 | 25.0 | 25.0 | 25.0 | 25.0 | 25.0 | 25.0 | 17.5 | 17.5 | 17.5 | 17.5 | 17.5 | 17.5 | 17.5 | 17.5 | 17.5 | 17.5 | 17.5 | 17.5 |
| CDMA BC10 | 25.0 | 25.0 | 25.0 | 25.0 | 25.0 | 25.0 | 25.0 | 25.0 | 25.0 | 25.0 | 25.0 | 25.0 | 23.0 | 23.0 | 23.0 | 23.0 | 23.0 | 23.0 | 23.0 | 23.0 | 23.0 | 23.0 | 23.0 | 23.0 |
| LTE Band 2&25 | 24.0 | 24.0 | 24.0 | 24.0 | 24.0 | 24.0 | 24.0 | 24.0 | 24.0 | 24.0 | 24.0 | 24.0 | 16.5 | 16.5 | 16.5 | 16.5 | 16.5 | 16.5 | 16.5 | 16.5 | 16.5 | 16.5 | 16.5 | 16.5 |
| LTE Band 4&66 | 24.0 | 24.0 | 24.0 | 24.0 | 24.0 | 24.0 | 24.0 | 24.0 | 24.0 | 24.0 | 24.0 | 24.0 | 16.5 | 16.5 | 16.5 | 16.5 | 16.5 | 16.5 | 16.5 | 16.5 | 16.5 | 16.5 | 16.5 | 16.5 |
| LTE Band 26&5 | 24.0 | 24.0 | 24.0 | 24.0 | 24.0 | 24.0 | 24.0 | 24.0 | 24.0 | 24.0 | 24.0 | 24.0 | 22.0 | 22.0 | 22.0 | 22.0 | 22.0 | 22.0 | 22.0 | 22.0 | 22.0 | 22.0 | 22.0 | 22.0 |
| LTE Band 7 | 24.0 | 24.0 | 24.0 | 24.0 | 24.0 | 24.0 | 24.0 | 24.0 | 24.0 | 24.0 | 24.0 | 24.0 | 18.5 | 18.5 | 18.5 | 18.5 | 18.5 | 18.5 | 18.5 | 18.5 | 18.5 | 18.5 | 18.5 | 18.5 |
| LTE Band 38 | 24.0 | 24.0 | 24.0 | 24.0 | 24.0 | 24.0 | 24.0 | 24.0 | 24.0 | 24.0 | 24.0 | 24.0 | 21.5 | 21.5 | 21.5 | 21.5 | 21.5 | 21.5 | 21.5 | 21.5 | 21.5 | 21.5 | 21.5 | 21.5 |
| LTE Band 41 PL3 | 25.0 | 25.0 | 25.0 | 25.0 | 25.0 | 25.0 | 25.0 | 25.0 | 25.0 | 25.0 | 25.0 | 25.0 | 21.5 | 21.5 | 21.5 | 21.5 | 21.5 | 21.5 | 21.5 | 21.5 | 21.5 | 21.5 | 21.5 | 21.5 |
| LTE Band 41 PL2 | 27.0 | 27.0 | 27.0 | 27.0 | 27.0 | 27.0 | 27.0 | 27.0 | 27.0 | 27.0 | 27.0 | 27.0 | 21.5 | 21.5 | 21.5 | 21.5 | 21.5 | 21.5 | 21.5 | 21.5 | 21.5 | 21.5 | 21.5 | 21.5 |
| WLAN5.2GHz | 15.5 | 15.5 | 15.5 | 15.5 | 15.5 | 15.5 | 15.5 | 15.5 | 15.5 | 15.5 | 15.5 | 15.5 | 8.5 | 8.5 | 8.5 | 8.5 | 8.5 | 8.5 | 8.5 | 8.5 | 8.5 | 8.5 | 8.5 | 8.5 |
| WLAN5.3GHz | 17.0 | 17.0 | 17.0 | 17.0 | 17.0 | 17.0 | 17.0 | 17.0 | 17.0 | 17.0 | 17.0 | 17.0 | 8.5 | 8.5 | 8.5 | 8.5 | 8.5 | 8.5 | 8.5 | 8.5 | 8.5 | 8.5 | 8.5 | 8.5 |
| WLAN5.5GHz | 18.5 | 18.5 | 18.5 | 18.5 | 18.5 | 18.5 | 18.5 | 18.5 | 18.5 | 18.5 | 18.5 | 18.5 | 13.0 | 13.0 | 13.0 | 13.0 | 13.0 | 13.0 | 13.0 | 13.0 | 13.0 | 13.0 | 13.0 | 13.0 |
| WLAN5.8GHz | 18.0 | 18.0 | 18.0 | 18.0 | 18.0 | 18.0 | 18.0 | 18.0 | 18.0 | 18.0 | 18.0 | 18.0 | 9.0 | 9.0 | 9.0 | 9.0 | 9.0 | 9.0 | 9.0 | 9.0 | 9.0 | 9.0 | 9.0 | 9.0 |





| Proximity Sensor Triggering Distance (mm) and Triggering Power (dBm) | | | | | | | | | | | | | | | | | | | | | | | | |
|--|------|------|------|------|------|------|------|------|------|------|------|------|------|------|------|------|------|------|------|------|------|------|------|------|
| Back | | | | | | | | | | | | | | | | | | | | | | | | |
| Distance | 50 | 48 | 45 | 42 | 39 | 36 | 35 | 34 | 33 | 32 | 31 | 30 | 29 | 28 | 27 | 26 | 25 | 24 | 23 | 12 | 9 | 6 | 3 | 0 |
| GPRS1900 2 Tx slots | 27.5 | 27.5 | 27.5 | 27.5 | 27.5 | 27.5 | 27.5 | 27.5 | 27.5 | 27.5 | 27.5 | 27.5 | 27.5 | 27.5 | 24.0 | 24.0 | 24.0 | 24.0 | 24.0 | 24.0 | 24.0 | 24.0 | 24.0 | 24.0 |
| WCDMA Band II | 24.0 | 24.0 | 24.0 | 24.0 | 24.0 | 24.0 | 24.0 | 24.0 | 24.0 | 24.0 | 24.0 | 24.0 | 24.0 | 24.0 | 15.0 | 15.0 | 15.0 | 15.0 | 15.0 | 15.0 | 15.0 | 15.0 | 15.0 | 15.0 |
| WCDMA Band IV | 24.0 | 24.0 | 24.0 | 24.0 | 24.0 | 24.0 | 24.0 | 24.0 | 24.0 | 24.0 | 24.0 | 24.0 | 24.0 | 24.0 | 16.0 | 16.0 | 16.0 | 16.0 | 16.0 | 16.0 | 16.0 | 16.0 | 16.0 | 16.0 |
| WCDMA Band V | 24.0 | 24.0 | 24.0 | 24.0 | 24.0 | 24.0 | 24.0 | 24.0 | 24.0 | 24.0 | 24.0 | 24.0 | 24.0 | 24.0 | 22.0 | 22.0 | 22.0 | 22.0 | 22.0 | 22.0 | 22.0 | 22.0 | 22.0 | 22.0 |
| CDMA BC0 | 25.0 | 25.0 | 25.0 | 25.0 | 25.0 | 25.0 | 25.0 | 25.0 | 25.0 | 25.0 | 25.0 | 25.0 | 25.0 | 25.0 | 23.0 | 23.0 | 23.0 | 23.0 | 23.0 | 23.0 | 23.0 | 23.0 | 23.0 | 23.0 |
| CDMA BC1 | 25.0 | 25.0 | 25.0 | 25.0 | 25.0 | 25.0 | 25.0 | 25.0 | 25.0 | 25.0 | 25.0 | 25.0 | 25.0 | 25.0 | 17.5 | 17.5 | 17.5 | 17.5 | 17.5 | 17.5 | 17.5 | 17.5 | 17.5 | 17.5 |
| CDMA BC10 | 25.0 | 25.0 | 25.0 | 25.0 | 25.0 | 25.0 | 25.0 | 25.0 | 25.0 | 25.0 | 25.0 | 25.0 | 25.0 | 25.0 | 23.0 | 23.0 | 23.0 | 23.0 | 23.0 | 23.0 | 23.0 | 23.0 | 23.0 | 23.0 |
| LTE Band 2&25 | 24.0 | 24.0 | 24.0 | 24.0 | 24.0 | 24.0 | 24.0 | 24.0 | 24.0 | 24.0 | 24.0 | 24.0 | 24.0 | 24.0 | 16.5 | 16.5 | 16.5 | 16.5 | 16.5 | 16.5 | 16.5 | 16.5 | 16.5 | 16.5 |
| LTE Band 4&66 | 24.0 | 24.0 | 24.0 | 24.0 | 24.0 | 24.0 | 24.0 | 24.0 | 24.0 | 24.0 | 24.0 | 24.0 | 24.0 | 24.0 | 16.5 | 16.5 | 16.5 | 16.5 | 16.5 | 16.5 | 16.5 | 16.5 | 16.5 | 16.5 |
| LTE Band 26&5 | 24.0 | 24.0 | 24.0 | 24.0 | 24.0 | 24.0 | 24.0 | 24.0 | 24.0 | 24.0 | 24.0 | 24.0 | 24.0 | 24.0 | 22.0 | 22.0 | 22.0 | 22.0 | 22.0 | 22.0 | 22.0 | 22.0 | 22.0 | 22.0 |
| LTE Band 7 | 24.0 | 24.0 | 24.0 | 24.0 | 24.0 | 24.0 | 24.0 | 24.0 | 24.0 | 24.0 | 24.0 | 24.0 | 24.0 | 24.0 | 18.5 | 18.5 | 18.5 | 18.5 | 18.5 | 18.5 | 18.5 | 18.5 | 18.5 | 18.5 |
| LTE Band 38 | 24.0 | 24.0 | 24.0 | 24.0 | 24.0 | 24.0 | 24.0 | 24.0 | 24.0 | 24.0 | 24.0 | 24.0 | 24.0 | 24.0 | 21.5 | 21.5 | 21.5 | 21.5 | 21.5 | 21.5 | 21.5 | 21.5 | 21.5 | 21.5 |
| LTE Band 41 PL3 | 25.0 | 25.0 | 25.0 | 25.0 | 25.0 | 25.0 | 25.0 | 25.0 | 25.0 | 25.0 | 25.0 | 25.0 | 25.0 | 25.0 | 21.5 | 21.5 | 21.5 | 21.5 | 21.5 | 21.5 | 21.5 | 21.5 | 21.5 | 21.5 |
| LTE Band 41 PL2 | 27.0 | 27.0 | 27.0 | 27.0 | 27.0 | 27.0 | 27.0 | 27.0 | 27.0 | 27.0 | 27.0 | 27.0 | 27.0 | 27.0 | 21.5 | 21.5 | 21.5 | 21.5 | 21.5 | 21.5 | 21.5 | 21.5 | 21.5 | 21.5 |
| WLAN5.2GHz | 15.5 | 15.5 | 15.5 | 15.5 | 15.5 | 15.5 | 15.5 | 15.5 | 15.5 | 15.5 | 15.5 | 15.5 | 15.5 | 15.5 | 8.5 | 8.5 | 8.5 | 8.5 | 8.5 | 8.5 | 8.5 | 8.5 | 8.5 | 8.5 |
| WLAN5.3GHz | 17.0 | 17.0 | 17.0 | 17.0 | 17.0 | 17.0 | 17.0 | 17.0 | 17.0 | 17.0 | 17.0 | 17.0 | 17.0 | 17.0 | 8.5 | 8.5 | 8.5 | 8.5 | 8.5 | 8.5 | 8.5 | 8.5 | 8.5 | 8.5 |
| WLAN5.5GHz | 18.5 | 18.5 | 18.5 | 18.5 | 18.5 | 18.5 | 18.5 | 18.5 | 18.5 | 18.5 | 18.5 | 18.5 | 18.5 | 18.5 | 13.0 | 13.0 | 13.0 | 13.0 | 13.0 | 13.0 | 13.0 | 13.0 | 13.0 | 13.0 |
| WLAN5.8GHz | 18.0 | 18.0 | 18.0 | 18.0 | 18.0 | 18.0 | 18.0 | 18.0 | 18.0 | 18.0 | 18.0 | 18.0 | 18.0 | 18.0 | 9.0 | 9.0 | 9.0 | 9.0 | 9.0 | 9.0 | 9.0 | 9.0 | 9.0 | 9.0 |





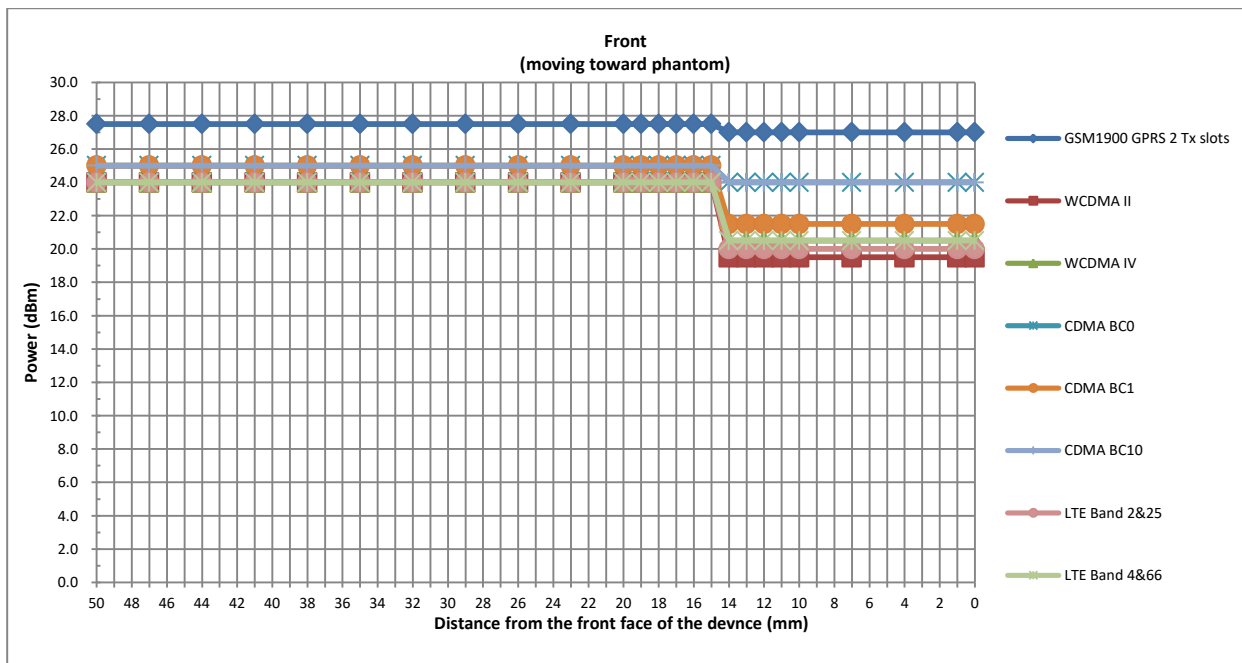
<Handheld for WWAN Ant.1>

| Position | Front | | Back | | Bottom Side | |
|----------|----------------|-------------|----------------|-------------|----------------|-------------|
| | Moving towards | Moving away | Moving towards | Moving away | Moving towards | Moving away |
| Minimum | 14 | 17 | 11 | 14 | 21 | 25 |

| TX. Band | Handheld Triggering Power (dBm) | | |
|---------------------|---------------------------------|-------------------------|----------------------|
| | Full | Reduced | power reduction (dB) |
| | max. tune up limit (dBm) | max. tune up limit(dBm) | |
| GPRS1900 2 Tx slots | 27.5 | 27.0 | 0.5 |
| WCDMA II | 24.0 | 19.5 | 4.5 |
| WCDMA IV | 24.0 | 20.5 | 3.5 |
| CDMA BC0 | 25.0 | 24.0 | 1.0 |
| CDMA BC1 | 25.0 | 21.5 | 3.5 |
| CDMA BC10 | 25.0 | 24.0 | 1.0 |
| LTE Band 2&25 | 24.0 | 20.0 | 4.0 |
| LTE Band 4&66 | 24.0 | 20.5 | 3.5 |

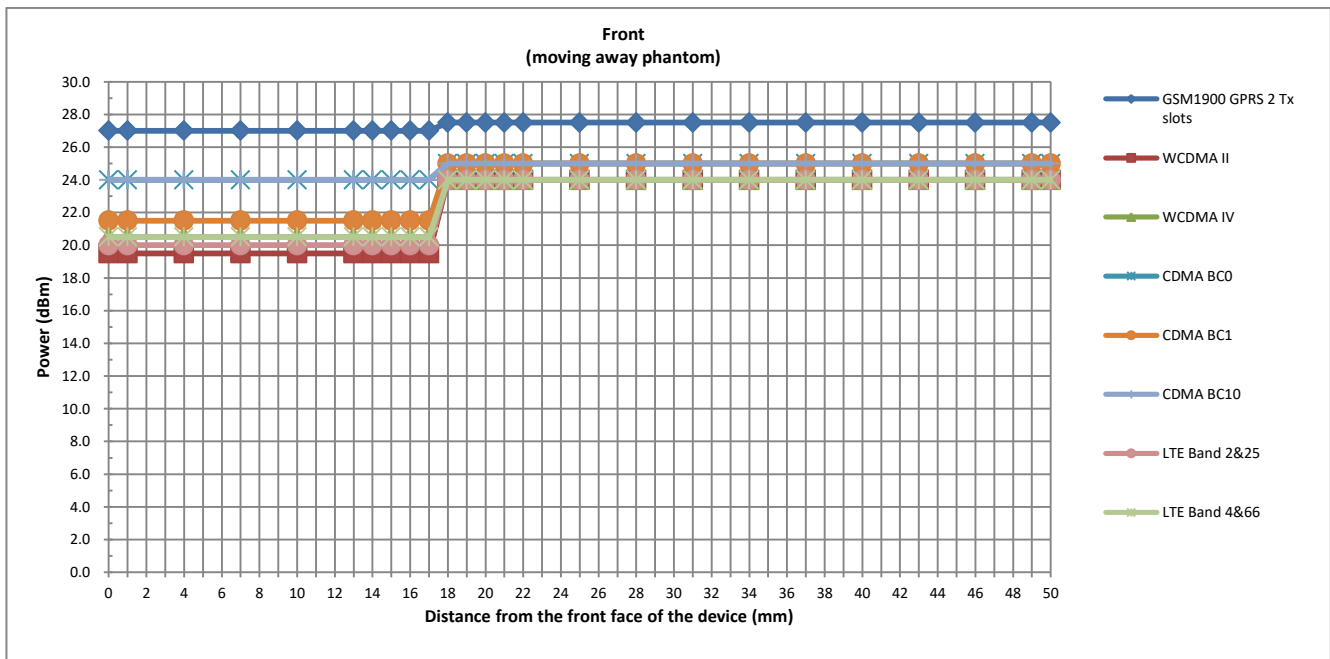


| Handheld Triggering Distance (mm) and Triggering Power (dBm) | | | | | | | | | | | | | | | | | | | | | | | | |
|--|------|------|------|------|------|------|------|------|------|------|------|------|------|------|------|------|------|------|------|------|------|------|------|------|
| Front | | | | | | | | | | | | | | | | | | | | | | | | |
| Distance | 50 | 47 | 44 | 41 | 38 | 35 | 32 | 19 | 18 | 17 | 16 | 15 | 14 | 12 | 11 | 10 | 9 | 8 | 7 | 6 | 5 | 4 | 3 | 0 |
| GPRS1900 2 Tx slots | 27.5 | 27.5 | 27.5 | 27.5 | 27.5 | 27.5 | 27.5 | 27.5 | 27.5 | 27.5 | 27.5 | 27.5 | 27.0 | 27.0 | 27.0 | 27.0 | 27.0 | 27.0 | 27.0 | 27.0 | 27.0 | 27.0 | 27.0 | 27.0 |
| WCDMA II | 24.0 | 24.0 | 24.0 | 24.0 | 24.0 | 24.0 | 24.0 | 24.0 | 24.0 | 24.0 | 24.0 | 24.0 | 19.5 | 19.5 | 19.5 | 19.5 | 19.5 | 19.5 | 19.5 | 19.5 | 19.5 | 19.5 | 19.5 | 19.5 |
| WCDMA IV | 24.0 | 24.0 | 24.0 | 24.0 | 24.0 | 24.0 | 24.0 | 24.0 | 24.0 | 24.0 | 24.0 | 24.0 | 20.5 | 20.5 | 20.5 | 20.5 | 20.5 | 20.5 | 20.5 | 20.5 | 20.5 | 20.5 | 20.5 | 20.5 |
| CDMA BC0 | 25.0 | 25.0 | 25.0 | 25.0 | 25.0 | 25.0 | 25.0 | 25.0 | 25.0 | 25.0 | 25.0 | 25.0 | 24.0 | 24.0 | 24.0 | 24.0 | 24.0 | 24.0 | 24.0 | 24.0 | 24.0 | 24.0 | 24.0 | 24.0 |
| CDMA BC1 | 25.0 | 25.0 | 25.0 | 25.0 | 25.0 | 25.0 | 25.0 | 25.0 | 25.0 | 25.0 | 25.0 | 25.0 | 21.5 | 21.5 | 21.5 | 21.5 | 21.5 | 21.5 | 21.5 | 21.5 | 21.5 | 21.5 | 21.5 | 21.5 |
| CDMA BC10 | 25.0 | 25.0 | 25.0 | 25.0 | 25.0 | 25.0 | 25.0 | 25.0 | 25.0 | 25.0 | 25.0 | 25.0 | 24.0 | 24.0 | 24.0 | 24.0 | 24.0 | 24.0 | 24.0 | 24.0 | 24.0 | 24.0 | 24.0 | 24.0 |
| LTE Band 2&25 | 24.0 | 24.0 | 24.0 | 24.0 | 24.0 | 24.0 | 24.0 | 24.0 | 24.0 | 24.0 | 24.0 | 24.0 | 20.0 | 20.0 | 20.0 | 20.0 | 20.0 | 20.0 | 20.0 | 20.0 | 20.0 | 20.0 | 20.0 | 20.0 |
| LTE Band 4&66 | 24.0 | 24.0 | 24.0 | 24.0 | 24.0 | 24.0 | 24.0 | 24.0 | 24.0 | 24.0 | 24.0 | 24.0 | 20.5 | 20.5 | 20.5 | 20.5 | 20.5 | 20.5 | 20.5 | 20.5 | 20.5 | 20.5 | 20.5 | 20.5 |





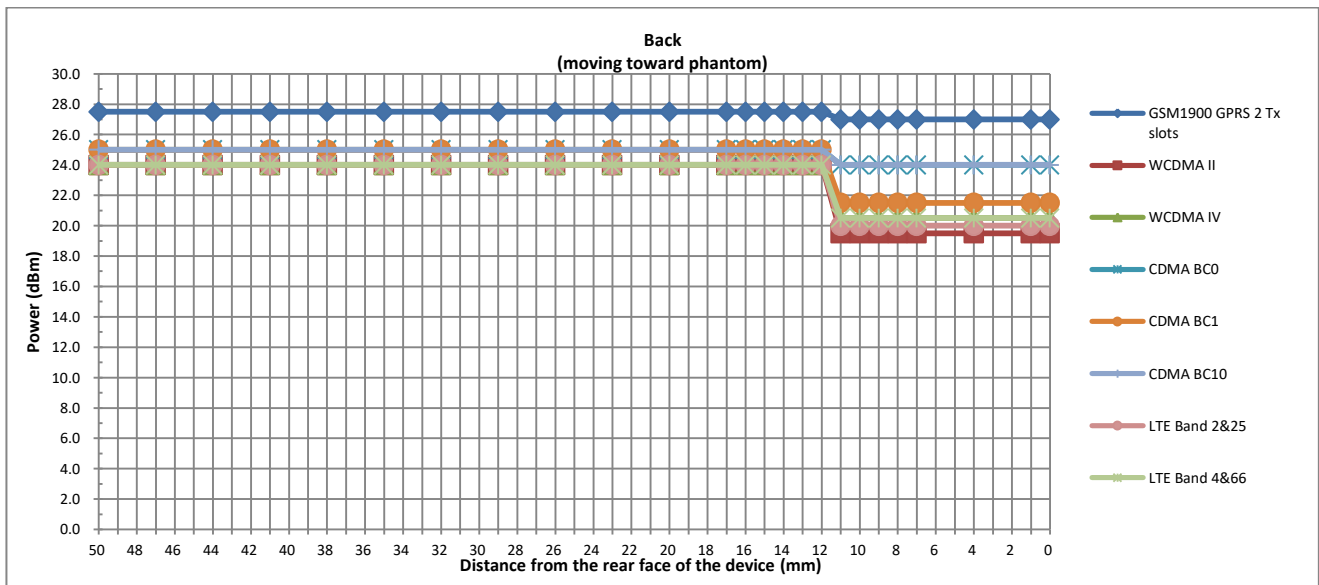
| Handheld Triggering Distance (mm) and Triggering Power (dBm) | | | | | | | | | | | | | | | | | | | | | | | | | |
|--|------|------|------|------|------|------|------|------|------|------|------|------|------|------|------|------|------|------|------|------|------|------|------|------|------|
| Front | | | | | | | | | | | | | | | | | | | | | | | | | |
| Distance | 50 | 49 | 46 | 43 | 40 | 37 | 34 | 31 | 28 | 25 | 22 | 21 | 20 | 19 | 18 | 17 | 16 | 15 | 14 | 13 | 12 | 9 | 6 | 3 | 0 |
| GPRS1900 2 Tx slots | 27.5 | 27.5 | 27.5 | 27.5 | 27.5 | 27.5 | 27.5 | 27.5 | 27.5 | 27.5 | 27.5 | 27.5 | 27.5 | 27.5 | 27.5 | 27.0 | 27.0 | 27.0 | 27.0 | 27.0 | 27.0 | 27.0 | 27.0 | 27.0 | 27.0 |
| WCDMA II | 24.0 | 24.0 | 24.0 | 24.0 | 24.0 | 24.0 | 24.0 | 24.0 | 24.0 | 24.0 | 24.0 | 24.0 | 24.0 | 24.0 | 24.0 | 19.5 | 19.5 | 19.5 | 19.5 | 19.5 | 19.5 | 19.5 | 19.5 | 19.5 | 19.5 |
| WCDMA IV | 24.0 | 24.0 | 24.0 | 24.0 | 24.0 | 24.0 | 24.0 | 24.0 | 24.0 | 24.0 | 24.0 | 24.0 | 24.0 | 24.0 | 24.0 | 20.5 | 20.5 | 20.5 | 20.5 | 20.5 | 20.5 | 20.5 | 20.5 | 20.5 | 20.5 |
| CDMA BC0 | 25.0 | 25.0 | 25.0 | 25.0 | 25.0 | 25.0 | 25.0 | 25.0 | 25.0 | 25.0 | 25.0 | 25.0 | 25.0 | 25.0 | 25.0 | 24.0 | 24.0 | 24.0 | 24.0 | 24.0 | 24.0 | 24.0 | 24.0 | 24.0 | 24.0 |
| CDMA BC1 | 25.0 | 25.0 | 25.0 | 25.0 | 25.0 | 25.0 | 25.0 | 25.0 | 25.0 | 25.0 | 25.0 | 25.0 | 25.0 | 25.0 | 25.0 | 21.5 | 21.5 | 21.5 | 21.5 | 21.5 | 21.5 | 21.5 | 21.5 | 21.5 | 21.5 |
| CDMA BC10 | 25.0 | 25.0 | 25.0 | 25.0 | 25.0 | 25.0 | 25.0 | 25.0 | 25.0 | 25.0 | 25.0 | 25.0 | 25.0 | 25.0 | 25.0 | 24.0 | 24.0 | 24.0 | 24.0 | 24.0 | 24.0 | 24.0 | 24.0 | 24.0 | 24.0 |
| LTE Band 2&25 | 24.0 | 24.0 | 24.0 | 24.0 | 24.0 | 24.0 | 24.0 | 24.0 | 24.0 | 24.0 | 24.0 | 24.0 | 24.0 | 24.0 | 24.0 | 20.0 | 20.0 | 20.0 | 20.0 | 20.0 | 20.0 | 20.0 | 20.0 | 20.0 | 20.0 |
| LTE Band 4&66 | 24.0 | 24.0 | 24.0 | 24.0 | 24.0 | 24.0 | 24.0 | 24.0 | 24.0 | 24.0 | 24.0 | 24.0 | 24.0 | 24.0 | 24.0 | 20.5 | 20.5 | 20.5 | 20.5 | 20.5 | 20.5 | 20.5 | 20.5 | 20.5 | 20.5 |





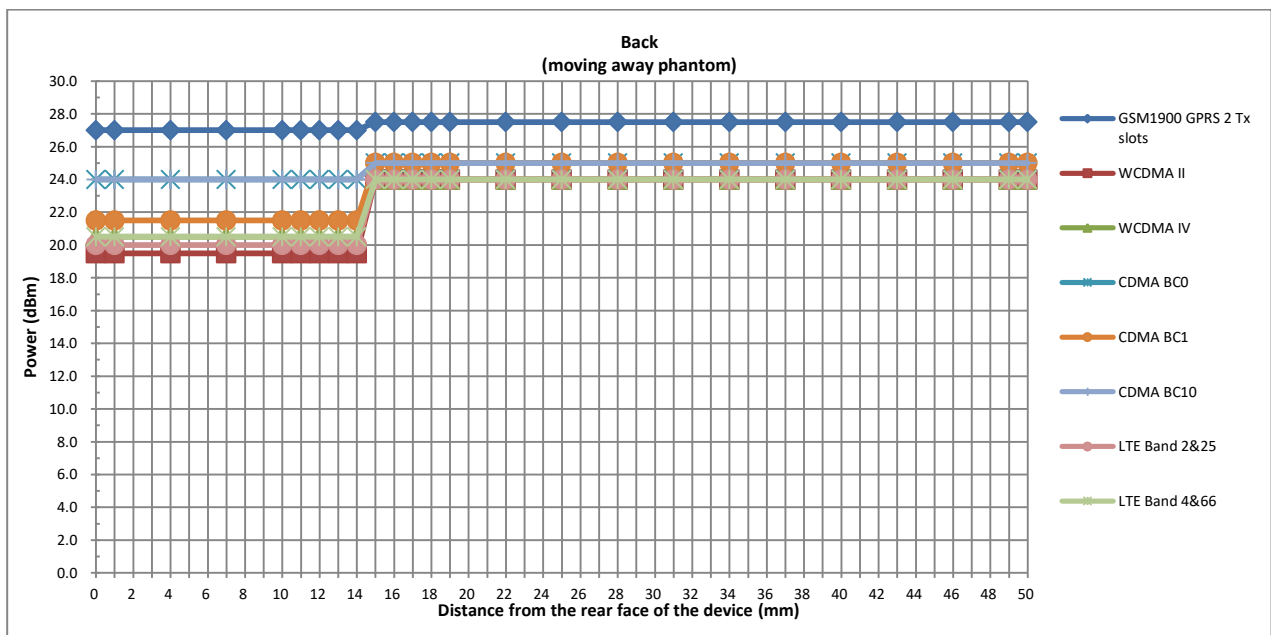
Handheld Triggering Distance (mm) and Triggering Power (dBm)

| Back | | | | | | | | | | | | | | | | | | | | | | | | | |
|---------------------|------|------|------|------|------|------|------|------|------|------|------|------|------|------|------|------|------|------|------|------|------|------|------|------|------|
| Distance | 50 | 47 | 44 | 41 | 38 | 35 | 32 | 29 | 26 | 23 | 16 | 15 | 14 | 13 | 12 | 11 | 10 | 9 | 8 | 7 | 6 | 5 | 4 | 1 | 0 |
| GPRS1900 2 Tx slots | 27.5 | 27.5 | 27.5 | 27.5 | 27.5 | 27.5 | 27.5 | 27.5 | 27.5 | 27.5 | 27.5 | 27.5 | 27.5 | 27.5 | 27.5 | 27.0 | 27.0 | 27.0 | 27.0 | 27.0 | 27.0 | 27.0 | 27.0 | 27.0 | 27.0 |
| WCDMA II | 24.0 | 24.0 | 24.0 | 24.0 | 24.0 | 24.0 | 24.0 | 24.0 | 24.0 | 24.0 | 24.0 | 24.0 | 24.0 | 24.0 | 24.0 | 19.5 | 19.5 | 19.5 | 19.5 | 19.5 | 19.5 | 19.5 | 19.5 | 19.5 | 19.5 |
| WCDMA IV | 24.0 | 24.0 | 24.0 | 24.0 | 24.0 | 24.0 | 24.0 | 24.0 | 24.0 | 24.0 | 24.0 | 24.0 | 24.0 | 24.0 | 24.0 | 20.5 | 20.5 | 20.5 | 20.5 | 20.5 | 20.5 | 20.5 | 20.5 | 20.5 | 20.5 |
| CDMA BC0 | 25.0 | 25.0 | 25.0 | 25.0 | 25.0 | 25.0 | 25.0 | 25.0 | 25.0 | 25.0 | 25.0 | 25.0 | 25.0 | 25.0 | 25.0 | 24.0 | 24.0 | 24.0 | 24.0 | 24.0 | 24.0 | 24.0 | 24.0 | 24.0 | 24.0 |
| CDMA BC1 | 25.0 | 25.0 | 25.0 | 25.0 | 25.0 | 25.0 | 25.0 | 25.0 | 25.0 | 25.0 | 25.0 | 25.0 | 25.0 | 25.0 | 25.0 | 21.5 | 21.5 | 21.5 | 21.5 | 21.5 | 21.5 | 21.5 | 21.5 | 21.5 | 21.5 |
| CDMA BC10 | 25.0 | 25.0 | 25.0 | 25.0 | 25.0 | 25.0 | 25.0 | 25.0 | 25.0 | 25.0 | 25.0 | 25.0 | 25.0 | 25.0 | 25.0 | 24.0 | 24.0 | 24.0 | 24.0 | 24.0 | 24.0 | 24.0 | 24.0 | 24.0 | 24.0 |
| LTE Band 2&25 | 24.0 | 24.0 | 24.0 | 24.0 | 24.0 | 24.0 | 24.0 | 24.0 | 24.0 | 24.0 | 24.0 | 24.0 | 24.0 | 24.0 | 24.0 | 20.0 | 20.0 | 20.0 | 20.0 | 20.0 | 20.0 | 20.0 | 20.0 | 20.0 | 20.0 |
| LTE Band 4&66 | 24.0 | 24.0 | 24.0 | 24.0 | 24.0 | 24.0 | 24.0 | 24.0 | 24.0 | 24.0 | 24.0 | 24.0 | 24.0 | 24.0 | 24.0 | 20.5 | 20.5 | 20.5 | 20.5 | 20.5 | 20.5 | 20.5 | 20.5 | 20.5 | 20.5 |



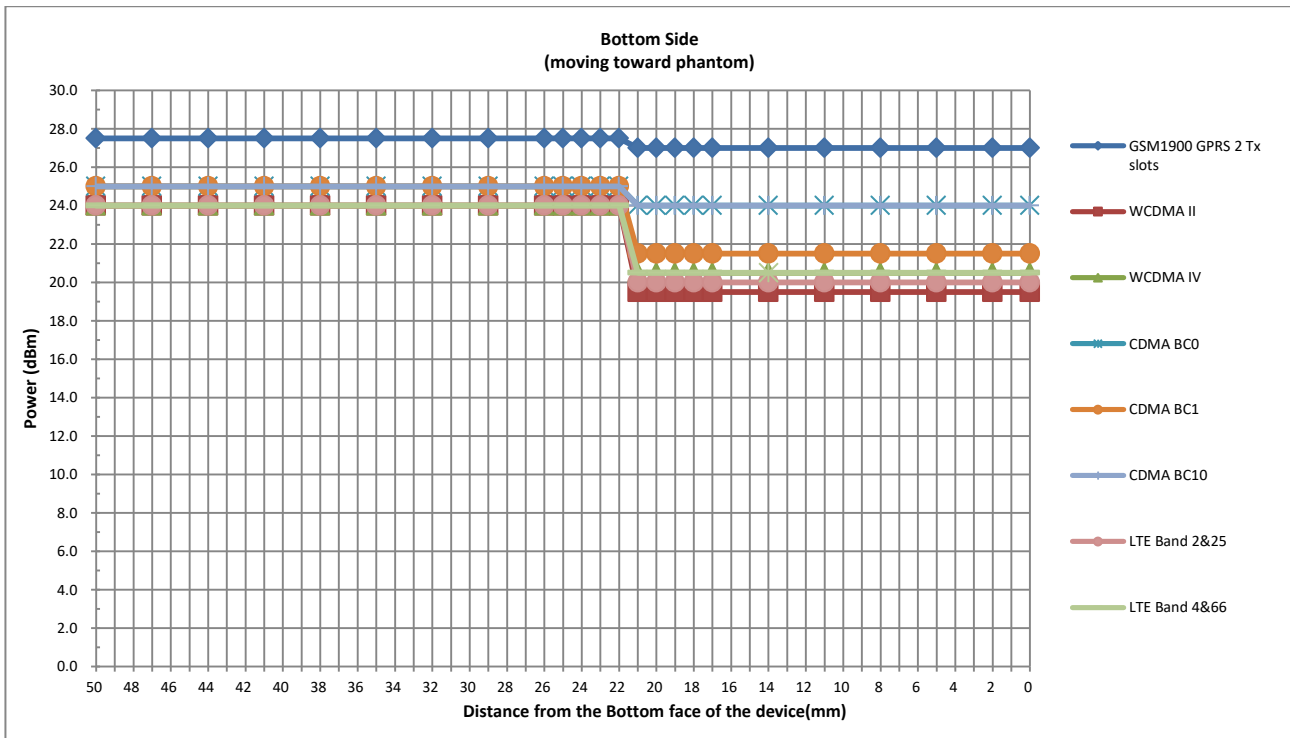


| Handheld Triggering Distance (mm) and Triggering Power (dBm) | | | | | | | | | | | | | | | | | | | | | | | | |
|--|------|------|------|------|------|------|------|------|------|------|------|------|------|------|------|------|------|------|------|------|------|------|------|------|
| Back | | | | | | | | | | | | | | | | | | | | | | | | |
| Distance | 50 | 48 | 45 | 42 | 39 | 36 | 33 | 30 | 27 | 24 | 21 | 20 | 19 | 18 | 17 | 16 | 15 | 14 | 13 | 12 | 9 | 6 | 3 | 0 |
| GPRS1900 2 Tx slots | 27.5 | 27.5 | 27.5 | 27.5 | 27.5 | 27.5 | 27.5 | 27.5 | 27.5 | 27.5 | 27.5 | 27.5 | 27.5 | 27.5 | 27.5 | 27.5 | 27.5 | 27.0 | 27.0 | 27.0 | 27.0 | 27.0 | 27.0 | 27.0 |
| WCDMA II | 24.0 | 24.0 | 24.0 | 24.0 | 24.0 | 24.0 | 24.0 | 24.0 | 24.0 | 24.0 | 24.0 | 24.0 | 24.0 | 24.0 | 24.0 | 24.0 | 24.0 | 19.5 | 19.5 | 19.5 | 19.5 | 19.5 | 19.5 | 19.5 |
| WCDMA IV | 24.0 | 24.0 | 24.0 | 24.0 | 24.0 | 24.0 | 24.0 | 24.0 | 24.0 | 24.0 | 24.0 | 24.0 | 24.0 | 24.0 | 24.0 | 24.0 | 24.0 | 20.5 | 20.5 | 20.5 | 20.5 | 20.5 | 20.5 | 20.5 |
| CDMA BC0 | 25.0 | 25.0 | 25.0 | 25.0 | 25.0 | 25.0 | 25.0 | 25.0 | 25.0 | 25.0 | 25.0 | 25.0 | 25.0 | 25.0 | 25.0 | 25.0 | 25.0 | 24.0 | 24.0 | 24.0 | 24.0 | 24.0 | 24.0 | 24.0 |
| CDMA BC1 | 25.0 | 25.0 | 25.0 | 25.0 | 25.0 | 25.0 | 25.0 | 25.0 | 25.0 | 25.0 | 25.0 | 25.0 | 25.0 | 25.0 | 25.0 | 25.0 | 25.0 | 21.5 | 21.5 | 21.5 | 21.5 | 21.5 | 21.5 | 21.5 |
| CDMA BC10 | 25.0 | 25.0 | 25.0 | 25.0 | 25.0 | 25.0 | 25.0 | 25.0 | 25.0 | 25.0 | 25.0 | 25.0 | 25.0 | 25.0 | 25.0 | 25.0 | 25.0 | 24.0 | 24.0 | 24.0 | 24.0 | 24.0 | 24.0 | 24.0 |
| LTE Band 2&25 | 24.0 | 24.0 | 24.0 | 24.0 | 24.0 | 24.0 | 24.0 | 24.0 | 24.0 | 24.0 | 24.0 | 24.0 | 24.0 | 24.0 | 24.0 | 24.0 | 24.0 | 20.0 | 20.0 | 20.0 | 20.0 | 20.0 | 20.0 | 20.0 |
| LTE Band 4&66 | 24.0 | 24.0 | 24.0 | 24.0 | 24.0 | 24.0 | 24.0 | 24.0 | 24.0 | 24.0 | 24.0 | 24.0 | 24.0 | 24.0 | 24.0 | 24.0 | 24.0 | 20.5 | 20.5 | 20.5 | 20.5 | 20.5 | 20.5 | 20.5 |



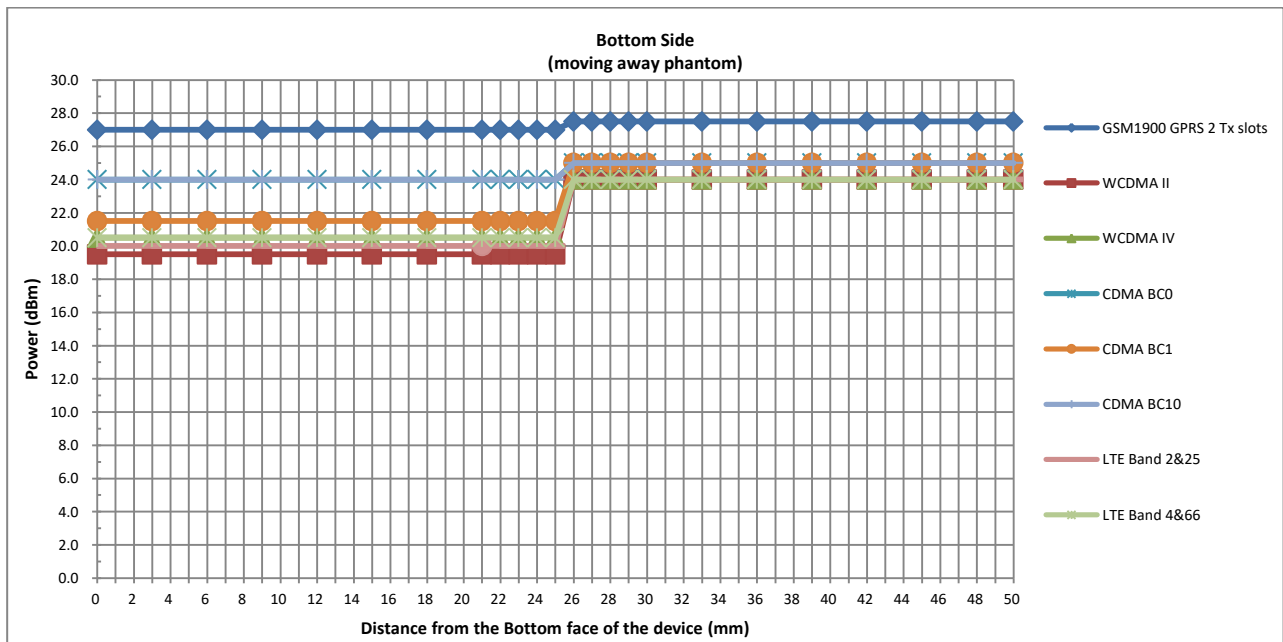


| Handheld Triggering Distance (mm) and Triggering Power (dBm) | | | | | | | | | | | | | | | | | | | | | | | | |
|--|------|------|------|------|------|------|------|------|------|------|------|------|------|------|------|------|------|------|------|------|------|------|------|------|
| Bottom Side | | | | | | | | | | | | | | | | | | | | | | | | |
| Distance | 50 | 47 | 44 | 41 | 38 | 35 | 32 | 29 | 26 | 23 | 21 | 17 | 15 | 14 | 13 | 12 | 11 | 10 | 9 | 8 | 7 | 6 | 3 | 0 |
| GPRS1900 2 Tx slots | 27.5 | 27.5 | 27.5 | 27.5 | 27.5 | 27.5 | 27.5 | 27.5 | 27.5 | 27.5 | 27.0 | 27.0 | 27.0 | 27.0 | 27.0 | 27.0 | 27.0 | 27.0 | 27.0 | 27.0 | 27.0 | 27.0 | 27.0 | 27.0 |
| WCDMA II | 24.0 | 24.0 | 24.0 | 24.0 | 24.0 | 24.0 | 24.0 | 24.0 | 24.0 | 24.0 | 19.5 | 19.5 | 19.5 | 19.5 | 19.5 | 19.5 | 19.5 | 19.5 | 19.5 | 19.5 | 19.5 | 19.5 | 19.5 | 19.5 |
| WCDMA IV | 24.0 | 24.0 | 24.0 | 24.0 | 24.0 | 24.0 | 24.0 | 24.0 | 24.0 | 24.0 | 20.5 | 20.5 | 20.5 | 20.5 | 20.5 | 20.5 | 20.5 | 20.5 | 20.5 | 20.5 | 20.5 | 20.5 | 20.5 | 20.5 |
| CDMA BC0 | 25.0 | 25.0 | 25.0 | 25.0 | 25.0 | 25.0 | 25.0 | 25.0 | 25.0 | 25.0 | 24.0 | 24.0 | 24.0 | 24.0 | 24.0 | 24.0 | 24.0 | 24.0 | 24.0 | 24.0 | 24.0 | 24.0 | 24.0 | 24.0 |
| CDMA BC1 | 25.0 | 25.0 | 25.0 | 25.0 | 25.0 | 25.0 | 25.0 | 25.0 | 25.0 | 25.0 | 21.5 | 21.5 | 21.5 | 21.5 | 21.5 | 21.5 | 21.5 | 21.5 | 21.5 | 21.5 | 21.5 | 21.5 | 21.5 | 21.5 |
| CDMA BC10 | 25.0 | 25.0 | 25.0 | 25.0 | 25.0 | 25.0 | 25.0 | 25.0 | 25.0 | 25.0 | 24.0 | 24.0 | 24.0 | 24.0 | 24.0 | 24.0 | 24.0 | 24.0 | 24.0 | 24.0 | 24.0 | 24.0 | 24.0 | 24.0 |
| LTE Band 2&25 | 24.0 | 24.0 | 24.0 | 24.0 | 24.0 | 24.0 | 24.0 | 24.0 | 24.0 | 24.0 | 20.0 | 20.0 | 20.0 | 20.0 | 20.0 | 20.0 | 20.0 | 20.0 | 20.0 | 20.0 | 20.0 | 20.0 | 20.0 | 20.0 |
| LTE Band 4&66 | 24.0 | 24.0 | 24.0 | 24.0 | 24.0 | 24.0 | 24.0 | 24.0 | 24.0 | 24.0 | 20.5 | 20.5 | 20.5 | 20.5 | 20.5 | 20.5 | 20.5 | 20.5 | 20.5 | 20.5 | 20.5 | 20.5 | 20.5 | 20.5 |





| Handheld Triggering Distance (mm) and Triggering Power (dBm) | | | | | | | | | | | | | | | | | | | | | | | | | |
|--|------|------|------|------|------|------|------|------|------|------|------|------|------|------|------|------|------|------|------|------|------|------|------|------|------|
| Bottom Side | | | | | | | | | | | | | | | | | | | | | | | | | |
| Distance | 50 | 47 | 44 | 41 | 38 | 35 | 32 | 29 | 25 | 23 | 20 | 19 | 18 | 17 | 16 | 15 | 14 | 13 | 12 | 11 | 9 | 6 | 3 | 0 | |
| GPRS1900 2 Tx slots | 27.5 | 27.5 | 27.5 | 27.5 | 27.5 | 27.5 | 27.5 | 27.5 | 27.0 | 27.0 | 27.0 | 27.0 | 27.0 | 27.0 | 27.0 | 27.0 | 27.0 | 27.0 | 27.0 | 27.0 | 27.0 | 27.0 | 27.0 | 27.0 | 27.0 |
| WCDMA II | 24.0 | 24.0 | 24.0 | 24.0 | 24.0 | 24.0 | 24.0 | 24.0 | 19.5 | 19.5 | 19.5 | 19.5 | 19.5 | 19.5 | 19.5 | 19.5 | 19.5 | 19.5 | 19.5 | 19.5 | 19.5 | 19.5 | 19.5 | 19.5 | 19.5 |
| WCDMA IV | 24.0 | 24.0 | 24.0 | 24.0 | 24.0 | 24.0 | 24.0 | 24.0 | 20.5 | 20.5 | 20.5 | 20.5 | 20.5 | 20.5 | 20.5 | 20.5 | 20.5 | 20.5 | 20.5 | 20.5 | 20.5 | 20.5 | 20.5 | 20.5 | 20.5 |
| CDMA BC0 | 25.0 | 25.0 | 25.0 | 25.0 | 25.0 | 25.0 | 25.0 | 25.0 | 24.0 | 24.0 | 24.0 | 24.0 | 24.0 | 24.0 | 24.0 | 24.0 | 24.0 | 24.0 | 24.0 | 24.0 | 24.0 | 24.0 | 24.0 | 24.0 | 24.0 |
| CDMA BC1 | 25.0 | 25.0 | 25.0 | 25.0 | 25.0 | 25.0 | 25.0 | 25.0 | 21.5 | 21.5 | 21.5 | 21.5 | 21.5 | 21.5 | 21.5 | 21.5 | 21.5 | 21.5 | 21.5 | 21.5 | 21.5 | 21.5 | 21.5 | 21.5 | 21.5 |
| CDMA BC10 | 25.0 | 25.0 | 25.0 | 25.0 | 25.0 | 25.0 | 25.0 | 25.0 | 24.0 | 24.0 | 24.0 | 24.0 | 24.0 | 24.0 | 24.0 | 24.0 | 24.0 | 24.0 | 24.0 | 24.0 | 24.0 | 24.0 | 24.0 | 24.0 | 24.0 |
| LTE Band 2&25 | 24.0 | 24.0 | 24.0 | 24.0 | 24.0 | 24.0 | 24.0 | 24.0 | 20.0 | 20.0 | 20.0 | 20.0 | 20.0 | 20.0 | 20.0 | 20.0 | 20.0 | 20.0 | 20.0 | 20.0 | 20.0 | 20.0 | 20.0 | 20.0 | 20.0 |
| LTE Band 4&66 | 24.0 | 24.0 | 24.0 | 24.0 | 24.0 | 24.0 | 24.0 | 24.0 | 20.5 | 20.5 | 20.5 | 20.5 | 20.5 | 20.5 | 20.5 | 20.5 | 20.5 | 20.5 | 20.5 | 20.5 | 20.5 | 20.5 | 20.5 | 20.5 | 20.5 |





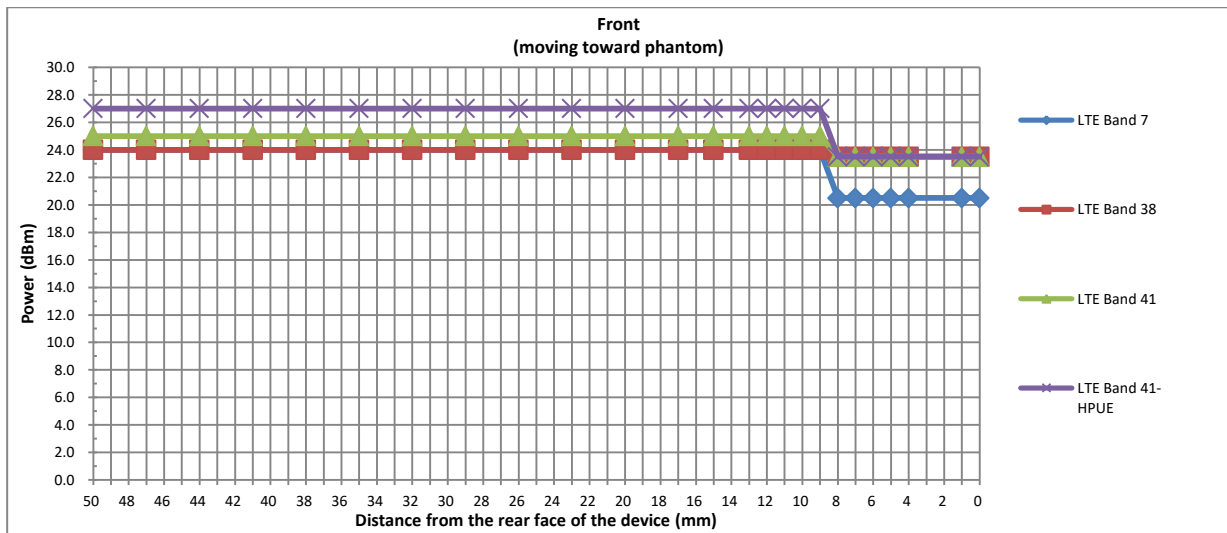
<Handheld for WWAN Ant.2>

| Position | Front | | Back | | Bottom Side | |
|----------|----------------|-------------|----------------|-------------|----------------|-------------|
| | Moving towards | Moving away | Moving towards | Moving away | Moving towards | Moving away |
| Minimum | 8 | 10 | 7 | 10 | 10 | 13 |

| TX. Band | Handheld Triggering Power (dBm) | | |
|-----------------|---------------------------------|-------------------------|----------------------|
| | Full | Reduced | power reduction (dB) |
| | max. tune up limit (dBm) | max. tune up limit(dBm) | |
| LTE Band 7 | 24.0 | 20.5 | 3.5 |
| LTE Band 38 | 24.0 | 23.5 | 0.5 |
| LTE Band 41 PL3 | 25.0 | 23.5 | 1.5 |
| LTE Band 41 PL2 | 27.0 | 23.5 | 3.5 |

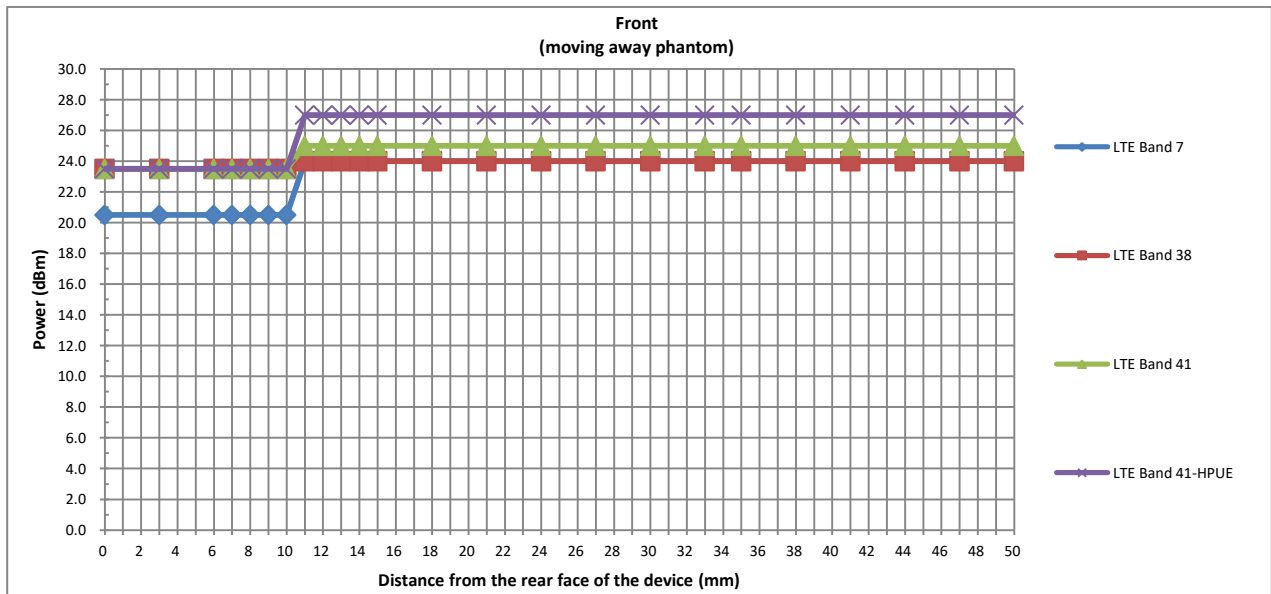


| Handheld Triggering Distance (mm) and Triggering Power (dBm) | | | | | | | | | | | | | | | | | | | | | | | | |
|--|------|------|------|------|------|------|------|------|------|------|------|------|------|------|------|------|------|------|------|------|------|------|------|------|
| Front | | | | | | | | | | | | | | | | | | | | | | | | |
| Distance | 50 | 47 | 44 | 41 | 38 | 35 | 32 | 29 | 26 | 23 | 20 | 17 | 14 | 12 | 11 | 10 | 9 | 8 | 7 | 6 | 5 | 4 | 3 | 0 |
| LTE Band 7 | 24.0 | 24.0 | 24.0 | 24.0 | 24.0 | 24.0 | 24.0 | 24.0 | 24.0 | 24.0 | 24.0 | 24.0 | 24.0 | 24.0 | 24.0 | 24.0 | 24.0 | 20.5 | 20.5 | 20.5 | 20.5 | 20.5 | 20.5 | 20.5 |
| LTE Band 38 | 24.0 | 24.0 | 24.0 | 24.0 | 24.0 | 24.0 | 24.0 | 24.0 | 24.0 | 24.0 | 24.0 | 24.0 | 24.0 | 24.0 | 24.0 | 24.0 | 24.0 | 23.5 | 23.5 | 23.5 | 23.5 | 23.5 | 23.5 | 23.5 |
| LTE Band 41 PL3 | 25.0 | 25.0 | 25.0 | 25.0 | 25.0 | 25.0 | 25.0 | 25.0 | 25.0 | 25.0 | 25.0 | 25.0 | 25.0 | 25.0 | 25.0 | 25.0 | 25.0 | 23.5 | 23.5 | 23.5 | 23.5 | 23.5 | 23.5 | 23.5 |
| LTE Band 41 PL2 | 27.0 | 27.0 | 27.0 | 27.0 | 27.0 | 27.0 | 27.0 | 27.0 | 27.0 | 27.0 | 27.0 | 27.0 | 27.0 | 27.0 | 27.0 | 27.0 | 27.0 | 23.5 | 23.5 | 23.5 | 23.5 | 23.5 | 23.5 | 23.5 |





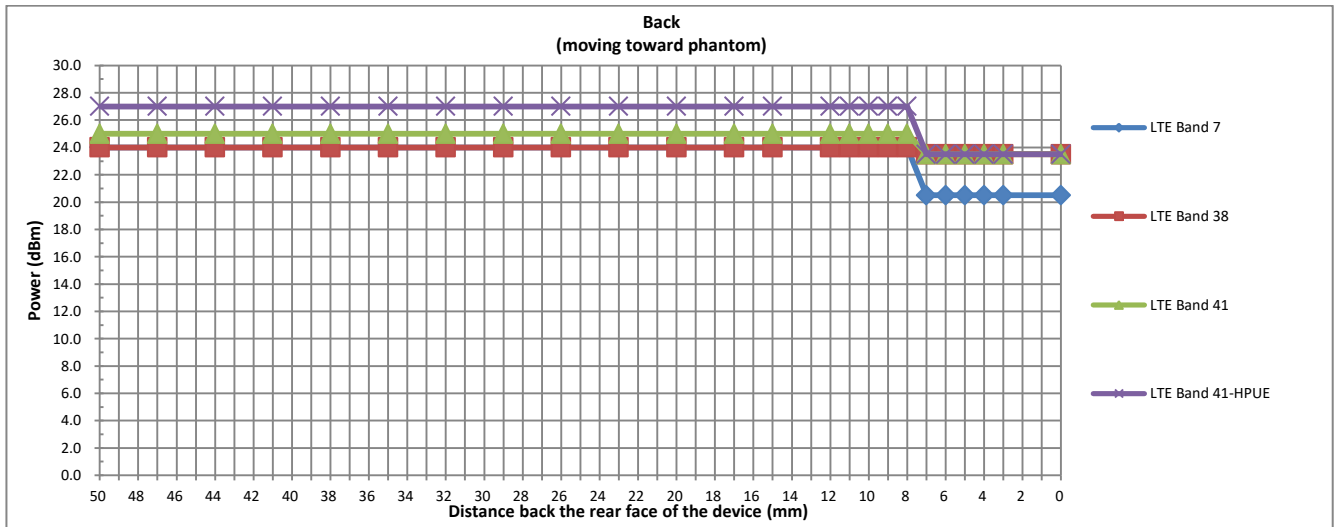
| Handheld Triggering Distance (mm) and Triggering Power (dBm) | | | | | | | | | | | | | | | | | | | | | | | | | |
|--|------|------|------|------|------|------|------|------|------|------|------|------|------|------|------|------|------|------|------|------|------|------|------|------|------|
| Front | | | | | | | | | | | | | | | | | | | | | | | | | |
| Distance | 50 | 49 | 46 | 43 | 40 | 37 | 34 | 31 | 28 | 25 | 22 | 19 | 16 | 15 | 14 | 13 | 12 | 11 | 10 | 9 | 8 | 7 | 6 | 3 | 0 |
| LTE Band 7 | 24.0 | 24.0 | 24.0 | 24.0 | 24.0 | 24.0 | 24.0 | 24.0 | 24.0 | 24.0 | 24.0 | 24.0 | 24.0 | 24.0 | 24.0 | 24.0 | 24.0 | 24.0 | 20.5 | 20.5 | 20.5 | 20.5 | 20.5 | 20.5 | 20.5 |
| LTE Band 38 | 24.0 | 24.0 | 24.0 | 24.0 | 24.0 | 24.0 | 24.0 | 24.0 | 24.0 | 24.0 | 24.0 | 24.0 | 24.0 | 24.0 | 24.0 | 24.0 | 24.0 | 24.0 | 23.5 | 23.5 | 23.5 | 23.5 | 23.5 | 23.5 | 23.5 |
| LTE Band 41 PL3 | 25.0 | 25.0 | 25.0 | 25.0 | 25.0 | 25.0 | 25.0 | 25.0 | 25.0 | 25.0 | 25.0 | 25.0 | 25.0 | 25.0 | 25.0 | 25.0 | 25.0 | 25.0 | 23.5 | 23.5 | 23.5 | 23.5 | 23.5 | 23.5 | 23.5 |
| LTE Band 41 PL2 | 27.0 | 27.0 | 27.0 | 27.0 | 27.0 | 27.0 | 27.0 | 27.0 | 27.0 | 27.0 | 27.0 | 27.0 | 27.0 | 27.0 | 27.0 | 27.0 | 27.0 | 27.0 | 23.5 | 23.5 | 23.5 | 23.5 | 23.5 | 23.5 | 23.5 |





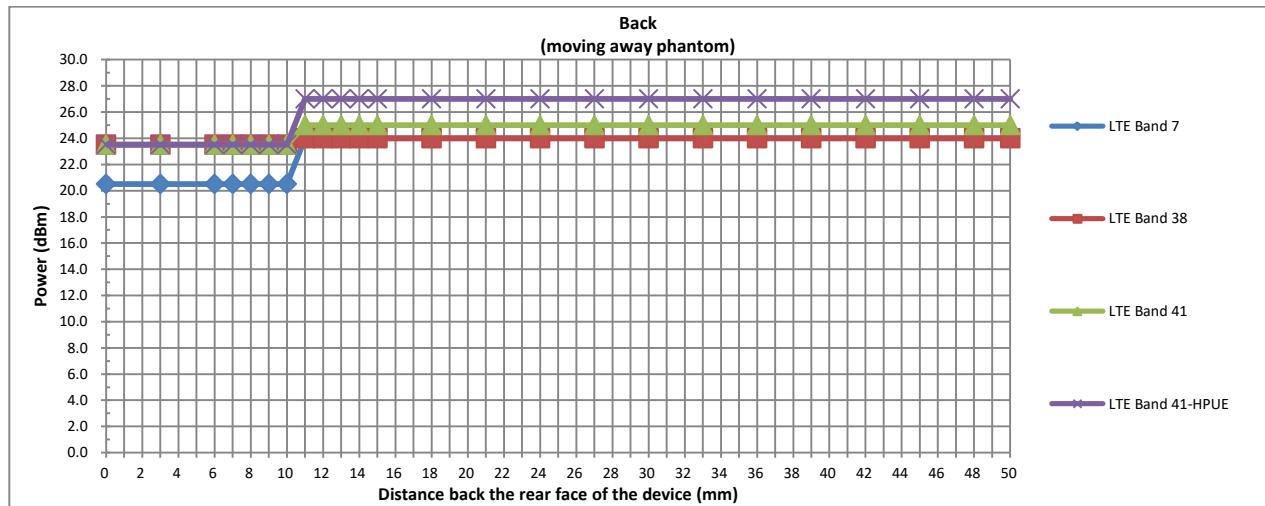
Handheld Triggering Distance (mm) and Triggering Power (dBm)

| Back | | | | | | | | | | | | | | | | | | | | | | | | | |
|-----------------|------|------|------|------|------|------|------|------|------|------|------|------|------|------|------|------|------|------|------|------|------|------|------|------|------|
| Distance | 50 | 47 | 44 | 41 | 38 | 35 | 32 | 29 | 26 | 23 | 20 | 17 | 14 | 13 | 12 | 11 | 10 | 9 | 8 | 7 | 6 | 5 | 4 | 1 | 0 |
| LTE Band 7 | 24.0 | 24.0 | 24.0 | 24.0 | 24.0 | 24.0 | 24.0 | 24.0 | 24.0 | 24.0 | 24.0 | 24.0 | 24.0 | 24.0 | 24.0 | 24.0 | 24.0 | 24.0 | 24.0 | 20.5 | 20.5 | 20.5 | 20.5 | 20.5 | 20.5 |
| LTE Band 38 | 24.0 | 24.0 | 24.0 | 24.0 | 24.0 | 24.0 | 24.0 | 24.0 | 24.0 | 24.0 | 24.0 | 24.0 | 24.0 | 24.0 | 24.0 | 24.0 | 24.0 | 24.0 | 24.0 | 23.5 | 23.5 | 23.5 | 23.5 | 23.5 | 23.5 |
| LTE Band 41 PL3 | 25.0 | 25.0 | 25.0 | 25.0 | 25.0 | 25.0 | 25.0 | 25.0 | 25.0 | 25.0 | 25.0 | 25.0 | 25.0 | 25.0 | 25.0 | 25.0 | 25.0 | 25.0 | 25.0 | 23.5 | 23.5 | 23.5 | 23.5 | 23.5 | 23.5 |
| LTE Band 41 PL2 | 27.0 | 27.0 | 27.0 | 27.0 | 27.0 | 27.0 | 27.0 | 27.0 | 27.0 | 27.0 | 27.0 | 27.0 | 27.0 | 27.0 | 27.0 | 27.0 | 27.0 | 27.0 | 27.0 | 23.5 | 23.5 | 23.5 | 23.5 | 23.5 | 23.5 |



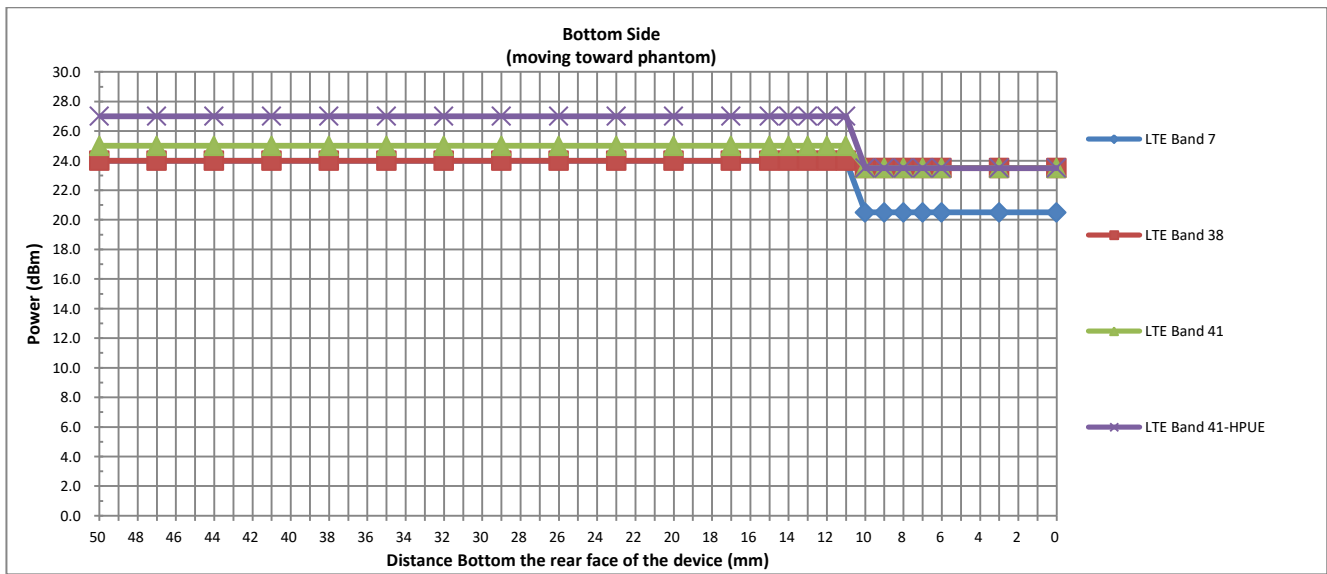


| Handheld Triggering Distance (mm) and Triggering Power (dBm) | | | | | | | | | | | | | | | | | | | | | | | | |
|--|------|------|------|------|------|------|------|------|------|------|------|------|------|------|------|------|------|------|------|------|------|------|------|------|
| Back | | | | | | | | | | | | | | | | | | | | | | | | |
| Distance | 50 | 47 | 44 | 41 | 38 | 35 | 32 | 29 | 26 | 23 | 20 | 17 | 14 | 13 | 12 | 11 | 10 | 9 | 8 | 7 | 6 | 5 | 4 | 1 |
| LTE Band 7 | 24.0 | 24.0 | 24.0 | 24.0 | 24.0 | 24.0 | 24.0 | 24.0 | 24.0 | 24.0 | 24.0 | 24.0 | 24.0 | 24.0 | 24.0 | 24.0 | 20.5 | 20.5 | 20.5 | 20.5 | 20.5 | 20.5 | 20.5 | 20.5 |
| LTE Band 38 | 24.0 | 24.0 | 24.0 | 24.0 | 24.0 | 24.0 | 24.0 | 24.0 | 24.0 | 24.0 | 24.0 | 24.0 | 24.0 | 24.0 | 24.0 | 24.0 | 23.5 | 23.5 | 23.5 | 23.5 | 23.5 | 23.5 | 23.5 | 23.5 |
| LTE Band 41 PL3 | 25.0 | 25.0 | 25.0 | 25.0 | 25.0 | 25.0 | 25.0 | 25.0 | 25.0 | 25.0 | 25.0 | 25.0 | 25.0 | 25.0 | 25.0 | 25.0 | 23.5 | 23.5 | 23.5 | 23.5 | 23.5 | 23.5 | 23.5 | 23.5 |
| LTE Band 41 PL2 | 27.0 | 27.0 | 27.0 | 27.0 | 27.0 | 27.0 | 27.0 | 27.0 | 27.0 | 27.0 | 27.0 | 27.0 | 27.0 | 27.0 | 27.0 | 27.0 | 23.5 | 23.5 | 23.5 | 23.5 | 23.5 | 23.5 | 23.5 | 23.5 |



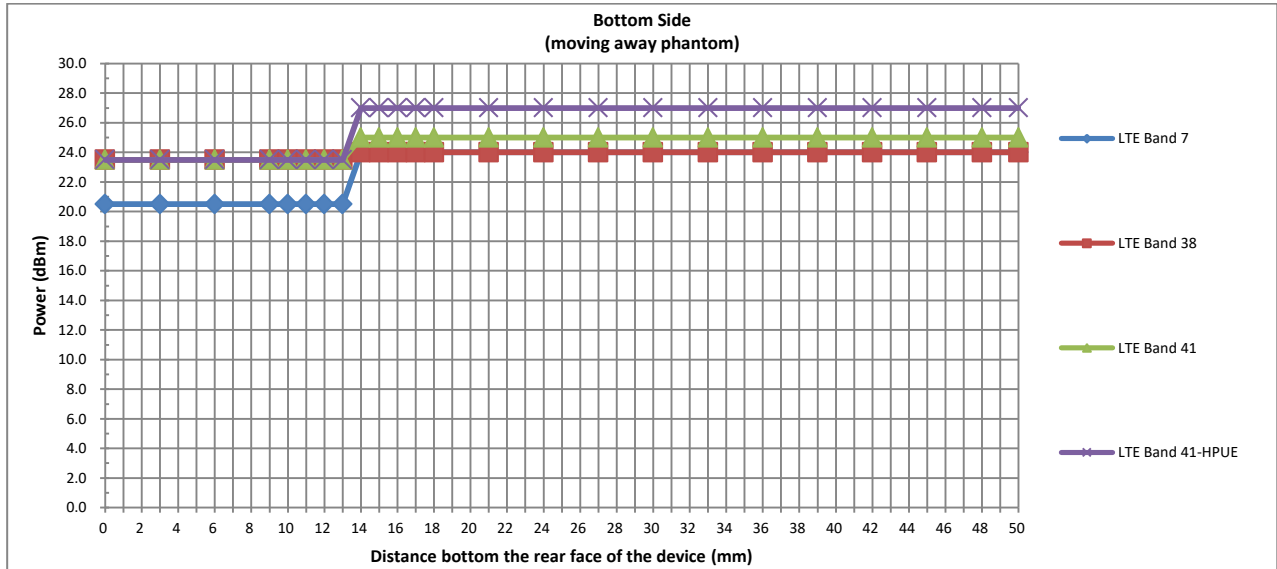


| Handheld Triggering Distance (mm) and Triggering Power (dBm) | | | | | | | | | | | | | | | | | | | | | | | | |
|--|------|------|------|------|------|------|------|------|------|------|------|------|------|------|------|------|------|------|------|------|------|------|------|------|
| Bottom Side | | | | | | | | | | | | | | | | | | | | | | | | |
| Distance | 50 | 47 | 44 | 41 | 38 | 35 | 32 | 29 | 26 | 23 | 20 | 17 | 15 | 14 | 13 | 12 | 11 | 10 | 9 | 8 | 7 | 6 | 3 | 0 |
| LTE Band 7 | 24.0 | 24.0 | 24.0 | 24.0 | 24.0 | 24.0 | 24.0 | 24.0 | 24.0 | 24.0 | 24.0 | 24.0 | 24.0 | 24.0 | 24.0 | 24.0 | 24.0 | 20.5 | 20.5 | 20.5 | 20.5 | 20.5 | 20.5 | 20.5 |
| LTE Band 38 | 24.0 | 24.0 | 24.0 | 24.0 | 24.0 | 24.0 | 24.0 | 24.0 | 24.0 | 24.0 | 24.0 | 24.0 | 24.0 | 24.0 | 24.0 | 24.0 | 24.0 | 23.5 | 23.5 | 23.5 | 23.5 | 23.5 | 23.5 | 23.5 |
| LTE Band 41 PL3 | 25.0 | 25.0 | 25.0 | 25.0 | 25.0 | 25.0 | 25.0 | 25.0 | 25.0 | 25.0 | 25.0 | 25.0 | 25.0 | 25.0 | 25.0 | 25.0 | 25.0 | 23.5 | 23.5 | 23.5 | 23.5 | 23.5 | 23.5 | 23.5 |
| LTE Band 41 PL2 | 27.0 | 27.0 | 27.0 | 27.0 | 27.0 | 27.0 | 27.0 | 27.0 | 27.0 | 27.0 | 27.0 | 27.0 | 27.0 | 27.0 | 27.0 | 27.0 | 27.0 | 23.5 | 23.5 | 23.5 | 23.5 | 23.5 | 23.5 | 23.5 |





| Handheld Triggering Distance (mm) and Triggering Power (dBm) | | | | | | | | | | | | | | | | | | | | | | | | |
|--|------|------|------|------|------|------|------|------|------|------|------|------|------|------|------|------|------|------|------|------|------|------|------|------|
| Bottom Side | | | | | | | | | | | | | | | | | | | | | | | | |
| Distance | 50 | 47 | 44 | 41 | 38 | 35 | 32 | 29 | 26 | 23 | 20 | 19 | 18 | 17 | 16 | 15 | 14 | 13 | 12 | 11 | 10 | 9 | 4 | 0 |
| LTE Band 7 | 24.0 | 24.0 | 24.0 | 24.0 | 24.0 | 24.0 | 24.0 | 24.0 | 24.0 | 24.0 | 24.0 | 24.0 | 24.0 | 24.0 | 24.0 | 24.0 | 24.0 | 20.5 | 20.5 | 20.5 | 20.5 | 20.5 | 20.5 | 20.5 |
| LTE Band 38 | 24.0 | 24.0 | 24.0 | 24.0 | 24.0 | 24.0 | 24.0 | 24.0 | 24.0 | 24.0 | 24.0 | 24.0 | 24.0 | 24.0 | 24.0 | 24.0 | 24.0 | 23.5 | 23.5 | 23.5 | 23.5 | 23.5 | 23.5 | 23.5 |
| LTE Band 41 PL3 | 25.0 | 25.0 | 25.0 | 25.0 | 25.0 | 25.0 | 25.0 | 25.0 | 25.0 | 25.0 | 25.0 | 25.0 | 25.0 | 25.0 | 25.0 | 25.0 | 25.0 | 23.5 | 23.5 | 23.5 | 23.5 | 23.5 | 23.5 | 23.5 |
| LTE Band 41 PL2 | 27.0 | 27.0 | 27.0 | 27.0 | 27.0 | 27.0 | 27.0 | 27.0 | 27.0 | 27.0 | 27.0 | 27.0 | 27.0 | 27.0 | 27.0 | 27.0 | 27.0 | 23.5 | 23.5 | 23.5 | 23.5 | 23.5 | 23.5 | 23.5 |



6. RF Exposure Limits

6.1 Uncontrolled Environment

Uncontrolled Environments are defined as locations where there is the exposure of individuals who have no knowledge or control of their exposure. The general population/uncontrolled exposure limits are applicable to situations in which the general public may be exposed or in which persons who are exposed as a consequence of their employment may not be made fully aware of the potential for exposure or cannot exercise control over their exposure. Members of the general public would come under this category when exposure is not employment-related; for example, in the case of a wireless transmitter that exposes persons in its vicinity.

6.2 Controlled Environment

Controlled Environments are defined as locations where there is exposure that may be incurred by persons who are aware of the potential for exposure, (i.e. as a result of employment or occupation). In general, occupational/controlled exposure limits are applicable to situations in which persons are exposed as a consequence of their employment, who have been made fully aware of the potential for exposure and can exercise control over their exposure. The exposure category is also applicable when the exposure is of a transient nature due to incidental passage through a location where the exposure levels may be higher than the general population/uncontrolled limits, but the exposed person is fully aware of the potential for exposure and can exercise control over his or her exposure by leaving the area or by some other appropriate means.

Limits for Occupational/Controlled Exposure (W/kg)

| Whole-Body | Partial-Body | Hands, Wrists, Feet and Ankles |
|------------|--------------|--------------------------------|
| 0.4 | 8.0 | 20.0 |

Limits for General Population/Uncontrolled Exposure (W/kg)

| Whole-Body | Partial-Body | Hands, Wrists, Feet and Ankles |
|------------|--------------|--------------------------------|
| 0.08 | 1.6 | 4.0 |

Whole-Body SAR is averaged over the entire body, partial-body SAR is averaged over any 1gram of tissue defined as a tissue volume in the shape of a cube. SAR for hands, wrists, feet and ankles is averaged over any 10 grams of tissue defined as a tissue volume in the shape of a cube.

7. Specific Absorption Rate (SAR)

7.1 Introduction

SAR is related to the rate at which energy is absorbed per unit mass in an object exposed to a radio field. The SAR distribution in a biological body is complicated and is usually carried out by experimental techniques or numerical modeling. The standard recommends limits for two tiers of groups, occupational/controlled and general population/uncontrolled, based on a person's awareness and ability to exercise control over his or her exposure. In general, occupational/controlled exposure limits are higher than the limits for general population/uncontrolled.

7.2 SAR Definition

The SAR definition is the time derivative (rate) of the incremental energy (dW) absorbed by (dissipated in) an incremental mass (dm) contained in a volume element (dv) of a given density (ρ). The equation description is as below:

$$\text{SAR} = \frac{d}{dt} \left(\frac{dW}{dm} \right) = \frac{d}{dt} \left(\frac{dW}{\rho dv} \right)$$

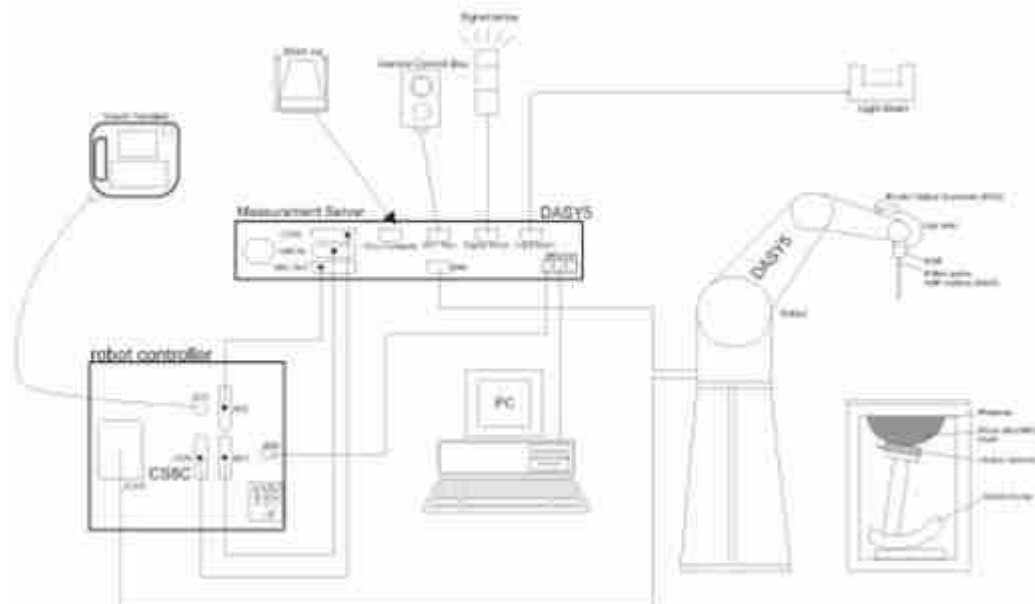
SAR is expressed in units of Watts per kilogram (W/kg)

$$\text{SAR} = \frac{\sigma |E|^2}{\rho}$$

Where: σ is the conductivity of the tissue, ρ is the mass density of the tissue and E is the RMS electrical field strength.

8. System Description and Setup

The DASY system used for performing compliance tests consists of the following items:




- A standard high precision 6-axis robot with controller, teach pendant and software. An arm extension for accommodating the data acquisition electronics (DAE).
- An isotropic Field probe optimized and calibrated for the targeted measurement.
- A data acquisition electronics (DAE) which performs the signal amplification, signal multiplexing, AD-conversion, offset measurements, mechanical surface detection, collision detection, etc. The unit is battery powered with standard or rechargeable batteries. The signal is optically transmitted to the EOC.
- The Electro-optical converter (EOC) performs the conversion from optical to electrical signals for the digital communication to the DAE. To use optical surface detection, a special version of the EOC is required. The EOC signal is transmitted to the measurement server.
- The function of the measurement server is to perform the time critical tasks such as signal filtering, control of the robot operation and fast movement interrupts.
- The Light Beam used is for probe alignment. This improves the (absolute) accuracy of the probe positioning.
- A computer running WinXP or Win7 and the DASY5 software.
- Remote control and teach pendant as well as additional circuitry for robot safety such as warning lamps, etc.
- The phantom, the device holder and other accessories according to the targeted measurement.


8.1 E-Field Probe

The SAR measurement is conducted with the dosimetric probe (manufactured by SPEAG).The probe is specially designed and calibrated for use in liquid with high permittivity. The dosimetric probe has special calibration in liquid at different frequency. This probe has a built in optical surface detection system to prevent from collision with phantom.

<EX3DV4 Probe>

| | | |
|----------------------|---|--|
| Construction | Symmetric design with triangular core Built-in shielding against static charges PEEK enclosure material (resistant to organic solvents, e.g., DGBE) |  |
| Frequency | 10 MHz – >6 GHz Linearity: ±0.2 dB (30 MHz – 6 GHz) | |
| Directivity | ±0.3 dB in TSL (rotation around probe axis) ±0.5 dB in TSL (rotation normal to probe axis) | |
| Dynamic Range | 10 µW/g – >100 mW/g Linearity: ±0.2 dB (noise: typically <1 µW/g) | |
| Dimensions | Overall length: 337 mm (tip: 20 mm) Tip diameter: 2.5 mm (body: 12 mm) Typical distance from probe tip to dipole centers: 1 mm | |

<ES3DV3 Probe>

| | | |
|----------------------|--|---|
| Construction | Symmetric design with triangular core Interleaved sensors Built-in shielding against static charges PEEK enclosure material (resistant to organic solvents, e.g., DGBE) |  |
| Frequency | 10 MHz – 4 GHz; Linearity: ±0.2 dB (30 MHz – 4 GHz) | |
| Directivity | ±0.2 dB in TSL (rotation around probe axis) ±0.3 dB in TSL (rotation normal to probe axis) | |
| Dynamic Range | 5 µW/g – >100 mW/g; Linearity: ±0.2 dB | |
| Dimensions | Overall length: 337 mm (tip: 20 mm) Tip diameter: 3.9 mm (body: 12 mm) Distance from probe tip to dipole centers: 3.0 mm | |

8.2 Data Acquisition Electronics (DAE)

The data acquisition electronics (DAE) consists of a highly sensitive electrometer-grade preamplifier with auto-zeroing, a channel and gain-switching multiplexer, a fast 16 bit AD-converter and a command decoder and control logic unit. Transmission to the measurement server is accomplished through an optical downlink for data and status information as well as an optical uplink for commands and the clock.


The input impedance of the DAE is 200 MOhm; the inputs are symmetrical and floating. Common mode rejection is above 80 dB.



Photo of DAE


8.3 Phantom

<SAM Twin Phantom>

| | | |
|--------------------------|---|--|
| Shell Thickness | 2 ± 0.2 mm; Center ear point: 6 ± 0.2 mm |  |
| Filling Volume | Approx. 25 liters | |
| Dimensions | Length: 1000 mm; Width: 500 mm; Height: adjustable feet | |
| Measurement Areas | Left Hand, Right Hand, Flat Phantom | |

The bottom plate contains three pair of bolts for locking the device holder. The device holder positions are adjusted to the standard measurement positions in the three sections. A white cover is provided to tap the phantom during off-periods to prevent water evaporation and changes in the liquid parameters. On the phantom top, three reference markers are provided to identify the phantom position with respect to the robot.

<ELI Phantom>

| | | |
|------------------------|--|---|
| Shell Thickness | 2 ± 0.2 mm (sagging: <1%) |  |
| Filling Volume | Approx. 30 liters | |
| Dimensions | Major ellipse axis: 600 mm Minor axis: 400 mm | |

The ELI phantom is intended for compliance testing of handheld and body-mounted wireless devices in the frequency range of 30 MHz to 6 GHz. ELI4 is fully compatible with standard and all known tissue simulating liquids.

8.4 Device Holder

<Mounting Device for Hand-Held Transmitter>

In combination with the Twin SAM V5.0/V5.0c or ELI phantoms, the Mounting Device for Hand-Held Transmitters enables rotation of the mounted transmitter device to specified spherical coordinates. At the heads, the rotation axis is at the ear opening. Transmitter devices can be easily and accurately positioned according to IEC 62209-1, IEEE 1528, FCC, or other specifications. The device holder can be locked for positioning at different phantom sections (left head, right head, flat). And upgrade kit to Mounting Device to enable easy mounting of wider devices like big smart-phones, e-books, small tablets, etc. It holds devices with width up to 140 mm.



Mounting Device for Hand-Held Transmitters



Mounting Device Adaptor for Wide-Phones

<Mounting Device for Laptops and other Body-Worn Transmitters>

The extension is lightweight and made of POM, acrylic glass and foam. It fits easily on the upper part of the mounting device in place of the phone positioned. The extension is fully compatible with the SAM Twin and ELI phantoms.



Mounting Device for Laptops

9. Measurement Procedures

The measurement procedures are as follows:

<Conducted power measurement>

- (a) For WWAN power measurement, use base station simulator to configure EUT WWAN transmission in conducted connection with RF cable, at maximum power in each supported wireless interface and frequency band.
- (b) Read the WWAN RF power level from the base station simulator.
- (c) For WLAN/BT power measurement, use engineering software to configure EUT WLAN/BT continuously transmission, at maximum RF power in each supported wireless interface and frequency band
- (d) Connect EUT RF port through RF cable to the power meter, and measure WLAN/BT output power

<SAR measurement>

- (a) Use base station simulator to configure EUT WWAN transmission in radiated connection, and engineering software to configure EUT WLAN/BT continuously transmission, at maximum RF power, in the highest power channel.
- (b) Place the EUT in the positions as Appendix D demonstrates.
- (c) Set scan area, grid size and other setting on the DASY software.
- (d) Measure SAR results for the highest power channel on each testing position.
- (e) Find out the largest SAR result on these testing positions of each band
- (f) Measure SAR results for other channels in worst SAR testing position if the reported SAR of highest power channel is larger than 0.8 W/kg

According to the test standard, the recommended procedure for assessing the peak spatial-average SAR value consists of the following steps:

- (a) Power reference measurement
- (b) Area scan
- (c) Zoom scan
- (d) Power drift measurement

9.1 Spatial Peak SAR Evaluation

The procedure for spatial peak SAR evaluation has been implemented according to the test standard. It can be conducted for 1g and 10g, as well as for user-specific masses. The DASY software includes all numerical procedures necessary to evaluate the spatial peak SAR value.

The base for the evaluation is a "cube" measurement. The measured volume must include the 1g and 10g cubes with the highest averaged SAR values. For that purpose, the center of the measured volume is aligned to the interpolated peak SAR value of a previously performed area scan.

The entire evaluation of the spatial peak values is performed within the post-processing engine (SEMCAD). The system always gives the maximum values for the 1g and 10g cubes. The algorithm to find the cube with highest averaged SAR is divided into the following stages:

- (a) Extraction of the measured data (grid and values) from the Zoom Scan
- (b) Calculation of the SAR value at every measurement point based on all stored data (A/D values and measurement parameters)
- (c) Generation of a high-resolution mesh within the measured volume
- (d) Interpolation of all measured values from the measurement grid to the high-resolution grid
- (e) Extrapolation of the entire 3-D field distribution to the phantom surface over the distance from sensor to surface
- (f) Calculation of the averaged SAR within masses of 1g and 10g

9.2 Power Reference Measurement

The Power Reference Measurement and Power Drift Measurements are for monitoring the power drift of the device under test in the batch process. The minimum distance of probe sensors to surface determines the closest measurement point to phantom surface. This distance cannot be smaller than the distance of sensor calibration points to probe tip as defined in the probe properties.

9.3 Area Scan

The area scan is used as a fast scan in two dimensions to find the area of high field values, before doing a fine measurement around the hot spot. The sophisticated interpolation routines implemented in DASY software can find the maximum found in the scanned area, within a range of the global maximum. The range (in dB0 is specified in the standards for compliance testing. For example, a 2 dB range is required in IEEE standard 1528 and IEC 62209 standards, whereby 3 dB is a requirement when compliance is assessed in accordance with the ARIB standard (Japan), if only one zoom scan follows the area scan, then only the absolute maximum will be taken as reference. For cases where multiple maximums are detected, the number of zoom scans has to be increased accordingly.

Area scan parameters extracted from FCC KDB 865664 D01v01r04 SAR measurement 100 MHz to 6 GHz.

| | ≤ 3 GHz | > 3 GHz |
|--|--|--|
| Maximum distance from closest measurement point (geometric center of probe sensors) to phantom surface | 5 ± 1 mm | $\frac{1}{2} \cdot \delta \cdot \ln(2) \pm 0.5$ mm |
| Maximum probe angle from probe axis to phantom surface normal at the measurement location | $30^\circ \pm 1^\circ$ | $20^\circ \pm 1^\circ$ |
| Maximum area scan spatial resolution: Δx_{Area} , Δy_{Area} | ≤ 2 GHz: ≤ 15 mm $2 - 3$ GHz: ≤ 12 mm | $3 - 4$ GHz: ≤ 12 mm $4 - 6$ GHz: ≤ 10 mm |
| | When the x or y dimension of the test device, in the measurement plane orientation, is smaller than the above, the measurement resolution must be \leq the corresponding x or y dimension of the test device with at least one measurement point on the test device. | |

9.4 Zoom Scan

Zoom scans are used to assess the peak spatial SAR values within a cubic averaging volume containing 1 gram and 10 gram of simulated tissue. The zoom scan measures points (refer to table below) within a cube whose base faces are centered on the maxima found in a preceding area scan job within the same procedure. When the measurement is done, the zoom scan evaluates the averaged SAR for 1 gram and 10 gram and displays these values next to the job's label.

Zoom scan parameters extracted from FCC KDB 865664 D01v01r04 SAR measurement 100 MHz to 6 GHz.

| | | ≤ 3 GHz | > 3 GHz | |
|--|------------------------------------|--|---|--|
| Maximum zoom scan spatial resolution: Δx_{Zoom} , Δy_{Zoom} | | ≤ 2 GHz: ≤ 8 mm 2 – 3 GHz: ≤ 5 mm* | 3 – 4 GHz: ≤ 5 mm* 4 – 6 GHz: ≤ 4 mm* | |
| Maximum zoom scan spatial resolution, normal to phantom surface | uniform grid: $\Delta z_{Zoom}(n)$ | ≤ 5 mm | 3 – 4 GHz: ≤ 4 mm 4 – 5 GHz: ≤ 3 mm 5 – 6 GHz: ≤ 2 mm | |
| | graded grid | $\Delta z_{Zoom}(1)$: between 1 st two points closest to phantom surface | ≤ 4 mm | 3 – 4 GHz: ≤ 3 mm 4 – 5 GHz: ≤ 2.5 mm 5 – 6 GHz: ≤ 2 mm |
| | | $\Delta z_{Zoom}(n>1)$: between subsequent points | $\leq 1.5 \cdot \Delta z_{Zoom}(n-1)$ | |
| Minimum zoom scan volume | x, y, z | ≥ 30 mm | 3 – 4 GHz: ≥ 28 mm 4 – 5 GHz: ≥ 25 mm 5 – 6 GHz: ≥ 22 mm | |
| <p>Note: δ is the penetration depth of a plane-wave at normal incidence to the tissue medium; see draft standard IEEE P1528-2011 for details.</p> <p>* When zoom scan is required and the <i>reported</i> SAR from the <i>area scan based 1-g SAR estimation</i> procedures of KDB 447498 is ≤ 1.4 W/kg, ≤ 8 mm, ≤ 7 mm and ≤ 5 mm zoom scan resolution may be applied, respectively, for 2 GHz to 3 GHz, 3 GHz to 4 GHz and 4 GHz to 6 GHz.</p> | | | | |

9.5 Volume Scan Procedures

The volume scan is used to assess overlapping SAR distributions for antennas transmitting in different frequency bands. It is equivalent to an oversized zoom scan used in standalone measurements. The measurement volume will be used to enclose all the simultaneous transmitting antennas. For antennas transmitting simultaneously in different frequency bands, the volume scan is measured separately in each frequency band. In order to sum correctly to compute the 1g aggregate SAR, the EUT remain in the same test position for all measurements and all volume scan use the same spatial resolution and grid spacing. When all volume scan were completed, the software, SEMCAD postprocessor can combine and subsequently superpose these measurement data to calculating the multiband SAR.

9.6 Power Drift Monitoring

All SAR testing is under the EUT install full charged battery and transmit maximum output power. In DASy measurement software, the power reference measurement and power drift measurement procedures are used for monitoring the power drift of EUT during SAR test. Both these procedures measure the field at a specified reference position before and after the SAR testing. The software will calculate the field difference in dB. If the power drifts more than 5%, the SAR will be retested.



10. Test Equipment List

| Manufacturer | Name of Equipment | Type/Model | Serial Number | Calibration | |
|-----------------|---------------------------------|---------------|---------------|-------------|-----------|
| | | | | Last Cal. | Due Date |
| SPEAG | 750MHz System Validation Kit | D750V3 | 1087 | 2019/3/27 | 2022/3/26 |
| SPEAG | 835MHz System Validation Kit | D835V2 | 4d151 | 2019/3/27 | 2022/3/26 |
| SPEAG | 1750MHz System Validation Kit | D1750V2 | 1090 | 2019/3/27 | 2022/3/26 |
| SPEAG | 1900MHz System Validation Kit | D1900V2 | 5d170 | 2019/3/26 | 2022/3/25 |
| SPEAG | 2450MHz System Validation Kit | D2450V2 | 908 | 2019/3/25 | 2022/3/24 |
| SPEAG | 2600MHz System Validation Kit | D2600V2 | 1061 | 2018/12/7 | 2021/12/6 |
| SPEAG | 5000MHz System Validation Kit | D5GHZV2 | 1113 | 2019/9/24 | 2020/9/23 |
| SPEAG | Data Acquisition Electronics | DAE4 | 1303 | 2020/7/7 | 2021/7/6 |
| SPEAG | Data Acquisition Electronics | DAE4 | 1358 | 2020/4/28 | 2021/4/27 |
| SPEAG | Dosimetric E-Field Probe | ES3DV3 | 3279 | 2020/6/2 | 2021/6/1 |
| SPEAG | Dosimetric E-Field Probe | EX3DV4 | 3935 | 2020/5/27 | 2021/5/26 |
| SPEAG | SAM Twin Phantom | QD 000 P40 CB | TP-1503 | NCR | NCR |
| SPEAG | SAM Twin Phantom | QD 000 P40 CB | TP-1753 | NCR | NCR |
| SPEAG | Phone Positioner | N/A | N/A | NCR | NCR |
| Anritsu | Radio Communication Analyzer | MT8821C | 6201432831 | 2020/4/14 | 2021/4/13 |
| Agilent | Wireless Communication Test Set | E5515C | MY52102706 | 2020/5/19 | 2021/5/18 |
| Agilent | ENA Series Network Analyzer | E5071C | MY46106933 | 2020/8/1 | 2021/7/31 |
| SPEAG | Dielectric Probe Kit | DAK-3.5 | 1138 | 2020/5/19 | 2021/5/18 |
| Anritsu | Vector Signal Generator | MG3710A | 6201682672 | 2020/1/8 | 2021/1/7 |
| Rohde & Schwarz | Power Meter | NRVD | 102081 | 2020/8/13 | 2021/8/12 |
| Rohde & Schwarz | Power Sensor | NRV-Z5 | 100538 | 2020/8/13 | 2021/8/12 |
| Rohde & Schwarz | Power Sensor | NRV-Z5 | 100539 | 2020/8/13 | 2021/8/12 |
| R&S | CBT BLUETOOTH TESTER | CBT | 101246 | 2020/4/14 | 2021/4/13 |
| EXA | Spectrum Analyzer | FSV7 | 101631 | 2020/1/8 | 2021/1/7 |
| Testo | Hygrometer | 608-H1 | 1241332088 | 2020/1/8 | 2021/1/7 |
| FLUKE | DIGITAC THERMOMETER | 51II | 97240029 | 2020/8/14 | 2021/8/13 |
| ARRA | Power Divider | A3200-2 | N/A | NA | NA |
| MCL | Attenuation1 | BW-S10W5+ | N/A | NA | NA |
| MCL | Attenuation2 | BW-S10W5+ | N/A | NA | NA |
| MCL | Attenuation3 | BW-S10W5+ | N/A | NA | NA |
| Agilent | Dual Directional Coupler | 778D | 20500 | 2020/8/13 | 2021/8/12 |
| Agilent | Dual Directional Coupler | 11691D | MY48151020 | 2020/8/13 | 2021/8/12 |
| BONN | POWER AMPLIFIER | BLMA 0830-3 | 087193A | 2020/8/13 | 2021/8/12 |
| BONN | POWER AMPLIFIER | BLMA 2060-2 | 087193B | 2020/8/1 | 2021/7/31 |

Note:

1. Prior to system verification and validation, the path loss from the signal generator to the system check source and the power meter, which includes the amplifier, cable, attenuator and directional coupler, was measured by the network analyzer. The reading of the power meter was offset by the path loss difference between the path to the power meter and the path to the system check source to monitor the actual power level fed to the system check
2. Referring to KDB 865664 D01v01r04, the dipole calibration interval can be extended to 3 years with justification. The dipoles are also not physically damaged, or repaired during the interval.
3. The justification data of dipole can be found in appendix C. The return loss is < -20dB, within 20% of prior calibration, the impedance is within 5 ohm of prior calibration.

11. System Verification

11.1 Tissue Simulating Liquids

For the measurement of the field distribution inside the SAM phantom with DASY, the phantom must be filled with around 25 liters of homogeneous body tissue simulating liquid. For head SAR testing, the liquid height from the ear reference point (ERP) of the phantom to the liquid top surface is larger than 15 cm, which is shown in Fig. 11.1. For body SAR testing, the liquid height from the center of the flat phantom to the liquid top surface is larger than 15 cm, which is shown in Fig. 11.2.



Fig 11.1 Photo of Liquid Height for Head SAR




Fig 11.2 Photo of Liquid Height for Body SAR

11.2 Tissue Verification

The following tissue formulations are provided for reference only as some of the parameters have not been thoroughly verified. The composition of ingredients may be modified accordingly to achieve the desired target tissue parameters required for routine SAR evaluation.

| Frequency (MHz) | Water (%) | Sugar (%) | Cellulose (%) | Salt (%) | Preventol (%) | DGBE (%) | Conductivity (σ) | Permittivity (ϵ_r) |
|------------------|-----------|-----------|---------------|----------|---------------|----------|---------------------------|-------------------------------|
| For Head | | | | | | | | |
| 750 | 41.1 | 57.0 | 0.2 | 1.4 | 0.2 | 0 | 0.89 | 41.9 |
| 835 | 40.3 | 57.9 | 0.2 | 1.4 | 0.2 | 0 | 0.90 | 41.5 |
| 1800, 1900, 2000 | 55.2 | 0 | 0 | 0.3 | 0 | 44.5 | 1.40 | 40.0 |
| 2450 | 55.0 | 0 | 0 | 0 | 0 | 45.0 | 1.80 | 39.2 |
| 2600 | 54.8 | 0 | 0 | 0.1 | 0 | 45.1 | 1.96 | 39.0 |

Simulating Liquid for 5GHz, Manufactured by SPEAG

| Ingredients | (% by weight) |
|--------------------|---------------|
| Water | 64~78% |
| Mineral oil | 11~18% |
| Emulsifiers | 9~15% |
| Additives and Salt | 2~3% |

<Tissue Dielectric Parameter Check Results>

| Frequency (MHz) | Tissue Type | Liquid Temp. (°C) | Conductivity (σ) | Permittivity (ϵ_r) | Conductivity Target (σ) | Permittivity Target (ϵ_r) | Delta (σ) (%) | Delta (ϵ_r) (%) | Limit (%) | Date |
|-----------------|-------------|-------------------|---------------------------|-------------------------------|----------------------------------|--------------------------------------|------------------------|----------------------------|-----------|-----------|
| 750 | Head | 22.6 | 0.894 | 41.699 | 0.89 | 41.90 | 0.45 | -0.48 | ±5 | 2020/8/15 |
| 835 | Head | 22.7 | 0.904 | 42.213 | 0.90 | 41.50 | 0.44 | 1.72 | ±5 | 2020/8/17 |
| 1750 | Head | 22.6 | 1.360 | 39.049 | 1.37 | 40.10 | -0.73 | -2.62 | ±5 | 2020/8/19 |
| 1900 | Head | 22.8 | 1.373 | 39.730 | 1.40 | 40.00 | -1.93 | -0.68 | ±5 | 2020/8/20 |
| 2450 | Head | 22.6 | 1.867 | 38.912 | 1.80 | 39.20 | 3.72 | -0.73 | ±5 | 2020/8/20 |
| 2600 | Head | 22.6 | 2.043 | 37.923 | 1.96 | 39.00 | 4.23 | -2.76 | ±5 | 2020/8/23 |
| 2600 | Head | 22.9 | 2.035 | 38.063 | 1.96 | 39.00 | 3.83 | -2.40 | ±5 | 2020/8/25 |
| 5250 | Head | 22.8 | 4.595 | 36.402 | 4.71 | 35.90 | -2.44 | 1.40 | ±5 | 2020/9/8 |
| 5600 | Head | 22.9 | 4.985 | 35.825 | 5.07 | 35.50 | -1.68 | 0.92 | ±5 | 2020/9/8 |
| 5750 | Head | 22.7 | 5.161 | 35.569 | 5.22 | 35.40 | -1.13 | 0.48 | ±5 | 2020/9/8 |

11.3 System Performance Check Results

Comparing to the original SAR value provided by SPEAG, the verification data should be within its specification of 10 %. Below table shows the target SAR and measured SAR after normalized to 1W input power. The table below indicates the system performance check can meet the variation criterion and the plots can be referred to Appendix A of this report.

<1g SAR>

| Date | Frequency (MHz) | Tissue Type | Input Power (mW) | Dipole S/N | Probe S/N | DAE S/N | Measured 1g SAR (W/kg) | Targeted 1g SAR (W/kg) | Normalized 1g SAR (W/kg) | Deviation (%) |
|-----------|-----------------|-------------|------------------|------------|-----------|---------|------------------------|------------------------|--------------------------|---------------|
| 2020/8/15 | 750 | Head | 250 | 1087 | 3279 | 1303 | 2.15 | 8.36 | 8.6 | 2.87 |
| 2020/8/17 | 835 | Head | 250 | 4d151 | 3279 | 1303 | 2.46 | 9.30 | 9.84 | 5.81 |
| 2020/8/19 | 1750 | Head | 250 | 1090 | 3279 | 1303 | 8.87 | 36.40 | 35.48 | -2.53 |
| 2020/8/20 | 1900 | Head | 250 | 5d170 | 3279 | 1303 | 9.56 | 39.00 | 38.24 | -1.95 |
| 2020/8/20 | 2450 | Head | 250 | 908 | 3935 | 1358 | 13.40 | 52.80 | 53.6 | 1.52 |
| 2020/8/23 | 2600 | Head | 250 | 1061 | 3279 | 1303 | 14.20 | 57.70 | 56.8 | -1.56 |
| 2020/8/25 | 2600 | Head | 250 | 1061 | 3279 | 1303 | 14.20 | 57.70 | 56.8 | -1.56 |
| 2020/9/8 | 5250 | Head | 100 | 1113 | 3935 | 1358 | 7.68 | 80.50 | 76.8 | -4.60 |
| 2020/9/8 | 5600 | Head | 100 | 1113 | 3935 | 1358 | 7.83 | 83.40 | 78.3 | -6.12 |
| 2020/9/8 | 5750 | Head | 100 | 1113 | 3935 | 1358 | 7.42 | 80.00 | 74.2 | -7.25 |

<10g SAR>

| Date | Frequency (MHz) | Tissue Type | Input Power (mW) | Dipole S/N | Probe S/N | DAE S/N | Measured 10g SAR (W/kg) | Targeted 10g SAR (W/kg) | Normalized 10g SAR (W/kg) | Deviation (%) |
|-----------|-----------------|-------------|------------------|------------|-----------|---------|-------------------------|-------------------------|---------------------------|---------------|
| 2020/8/15 | 750 | Head | 250 | 1087 | 3279 | 1303 | 1.40 | 5.65 | 5.6 | -0.88 |
| 2020/8/17 | 835 | Head | 250 | 4d151 | 3279 | 1303 | 1.61 | 6.16 | 6.44 | 4.55 |
| 2020/8/19 | 1750 | Head | 250 | 1090 | 3279 | 1303 | 4.77 | 19.20 | 19.08 | -0.63 |
| 2020/8/20 | 1900 | Head | 250 | 5d170 | 3279 | 1303 | 5.04 | 20.30 | 20.16 | -0.69 |
| 2020/8/20 | 2450 | Head | 250 | 908 | 3935 | 1358 | 6.07 | 24.20 | 24.28 | 0.33 |
| 2020/8/23 | 2600 | Head | 250 | 1061 | 3279 | 1303 | 6.49 | 25.90 | 25.96 | 0.23 |
| 2020/8/25 | 2600 | Head | 250 | 1061 | 3279 | 1303 | 6.38 | 25.90 | 25.52 | -1.47 |
| 2020/9/8 | 5250 | Head | 100 | 1113 | 3935 | 1358 | 2.17 | 23.10 | 21.7 | -6.06 |
| 2020/9/8 | 5600 | Head | 100 | 1113 | 3935 | 1358 | 2.21 | 23.80 | 22.1 | -7.14 |
| 2020/9/8 | 5750 | Head | 100 | 1113 | 3935 | 1358 | 2.10 | 22.80 | 21 | -7.89 |

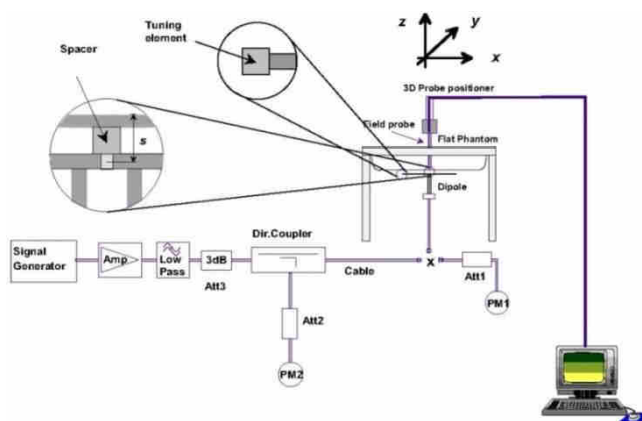


Fig 11.3.1 System Performance Check Setup



Fig 11.3.2 Setup Photo

12. RF Exposure Positions

12.1 Ear and handset reference point

Figure 12.1.1 shows the front, back, and side views of the SAM phantom. The center-of-mouth reference point is labeled “M,” the left ear reference point (ERP) is marked “LE,” and the right ERP is marked “RE.” Each ERP is 15 mm along the B-M (back-mouth) line behind the entrance-to-ear-canal (EEC) point, as shown in Figure 12.1.2 The Reference Plane is defined as passing through the two ear reference points and point M. The line N-F (neck-front), also called the reference pivoting line, is normal to the Reference Plane and perpendicular to both a line passing through RE and LE and the B-M line (see Figure 12.1.3). Both N-F and B-M lines should be marked on the exterior of the phantom shell to facilitate handset positioning. Posterior to the N-F line the ear shape is a flat surface with 6 mm thickness at each ERP, and forward of the N-F line the ear is truncated, as illustrated in Figure 12.1.2. The ear truncation is introduced to preclude the ear lobe from interfering with handset tilt, which could lead to unstable positioning at the cheek.

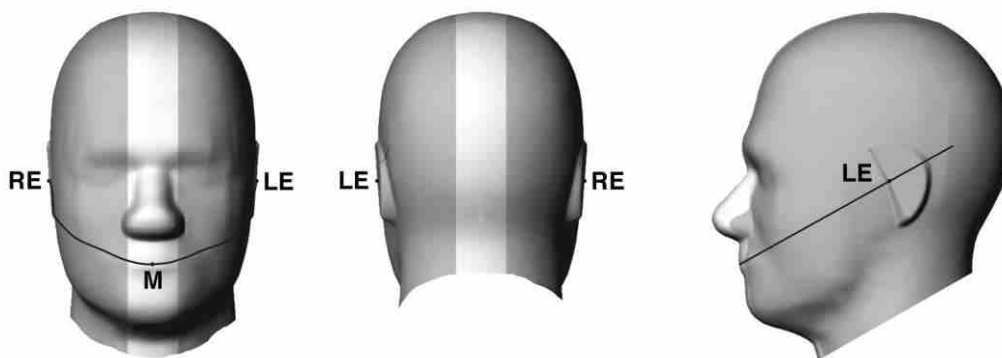


Fig 12.1.1 Front, back, and side views of SAM twin phantom

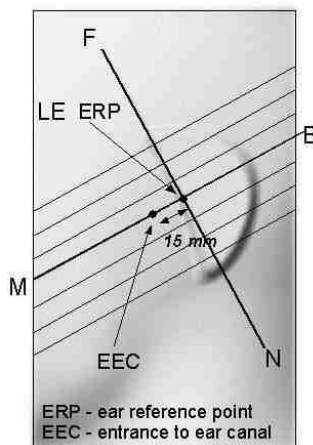


Fig 12.1.2 Close-up side view of phantom showing the ear region.

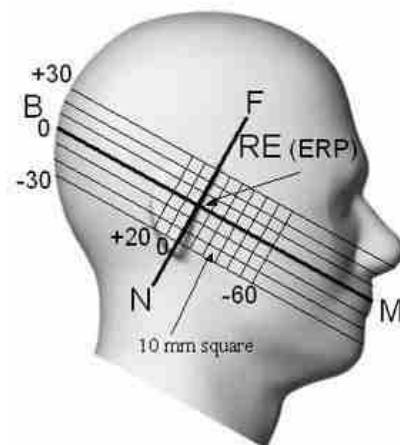


Fig 12.1.3 Side view of the phantom showing relevant markings and seven cross-sectional plane locations

12.2 Definition of the cheek position

1. Ready the handset for talk operation, if necessary. For example, for handsets with a cover piece (flip cover), open the cover. If the handset can transmit with the cover closed, both configurations must be tested.
2. Define two imaginary lines on the handset—the vertical centerline and the horizontal line. The vertical centerline passes through two points on the front side of the handset—the midpoint of the width w_t of the handset at the level of the acoustic output (point A in Figure 12.2.1 and Figure 12.2.2), and the midpoint of the width w_b of the bottom of the handset (point B). The horizontal line is perpendicular to the vertical centerline and passes through the center of the acoustic output (see Figure 12.2.1). The two lines intersect at point A. Note that for many handsets, point A coincides with the center of the acoustic output; however, the acoustic output may be located elsewhere on the horizontal line. Also note that the vertical centerline is not necessarily parallel to the front face of the handset (see Figure 12.2.2), especially for clamshell handsets, handsets with flip covers, and other irregularly-shaped handsets.
3. Position the handset close to the surface of the phantom such that point A is on the (virtual) extension of the line passing through points RE and LE on the phantom (see Figure 12.2.3), such that the plane defined by the vertical centerline and the horizontal line of the handset is approximately parallel to the sagittal plane of the phantom.
4. Translate the handset towards the phantom along the line passing through RE and LE until handset point A touches the pinna at the ERP.
5. While maintaining the handset in this plane, rotate it around the LE-RE line until the vertical centerline is in the plane normal to the plane containing B-M and N-F lines, i.e., the Reference Plane.
6. Rotate the handset around the vertical centerline until the handset (horizontal line) is parallel to the N-F line.
7. While maintaining the vertical centerline in the Reference Plane, keeping point A on the line passing through RE and LE, and maintaining the handset contact with the pinna, rotate the handset about the N-F line until any point on the handset is in contact with a phantom point below the pinna on the cheek. See Figure 12.2.3. The actual rotation angles should be documented in the test report.

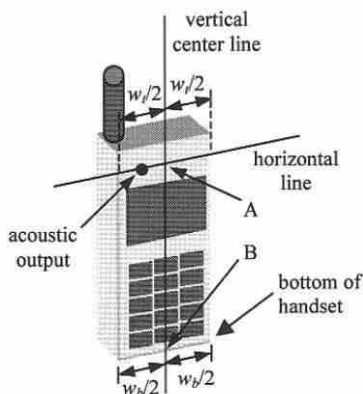


Fig 12.2.1 Handset vertical and horizontal reference lines—“fixed case”

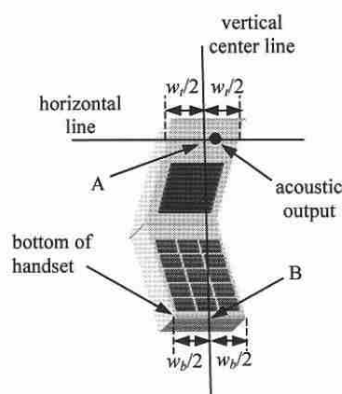


Fig 12.2.2 Handset vertical and horizontal reference lines—“clam-shell case”

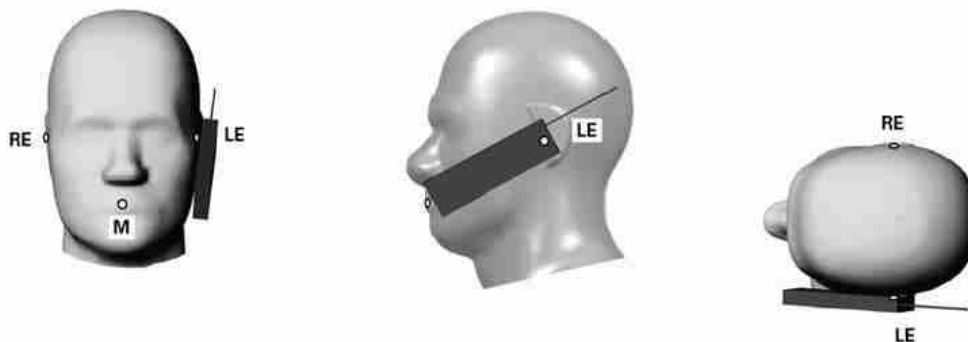


Fig 12.2.3 cheek or touch position. The reference points for the right ear (RE), left ear (LE), and mouth (M), which establish the Reference Plane for handset positioning, are indicated.

12.3 Definition of the tilt position

1. Ready the handset for talk operation, if necessary. For example, for handsets with a cover piece (flip cover), open the cover. If the handset can transmit with the cover closed, both configurations must be tested.
2. While maintaining the orientation of the handset, move the handset away from the pinna along the line passing through RE and LE far enough to allow a rotation of the handset away from the cheek by 15°.
3. Rotate the handset around the horizontal line by 15°.
4. While maintaining the orientation of the handset, move the handset towards the phantom on the line passing through RE and LE until any part of the handset touches the ear. The tilt position is obtained when the contact point is on the pinna. See Figure 12.3.1. If contact occurs at any location other than the pinna, e.g., the antenna at the back of the phantom head, the angle of the handset should be reduced. In this case, the tilt position is obtained if any point on the handset is in contact with the pinna and a second point

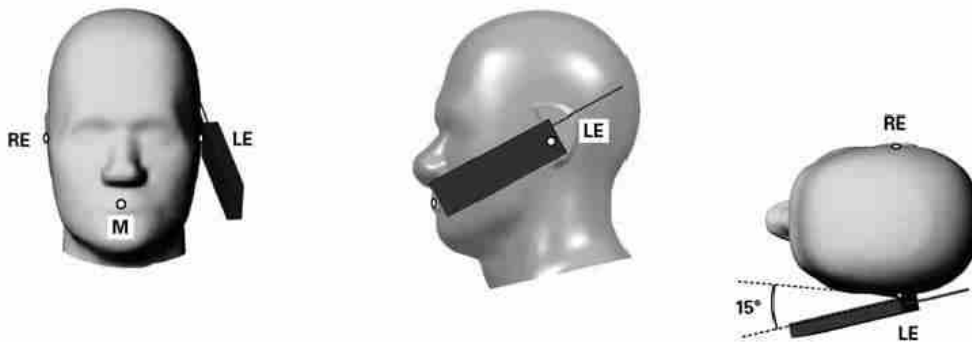


Fig 12.3.1 Tilt position. The reference points for the right ear (RE), left ear (LE), and mouth (M), which define the Reference Plane for handset positioning, are indicated.

12.4 Body Worn Accessory

Body-worn operating configurations are tested with the belt-clips and holsters attached to the device and positioned against a flat phantom in a normal use configuration (see Figure 12.4). Per KDB648474 D04v01r03, body-worn accessory exposure is typically related to voice mode operations when handsets are carried in body-worn accessories. The body-worn accessory procedures in FCC KDB 447498 D01v06 should be used to test for body-worn accessory SAR compliance, without a headset connected to it. This enables the test results for such configuration to be compatible with that required for hotspot mode when the body-worn accessory test separation distance is greater than or equal to that required for hotspot mode, when applicable. When the reported SAR for body-worn accessory, measured without a headset connected to the handset is > 1.2 W/kg, the highest reported SAR configuration for that wireless mode and frequency band should be repeated for that body-worn accessory with a headset attached to the handset.

Accessories for body-worn operation configurations are divided into two categories: those that do not contain metallic components and those that do contain metallic components. When multiple accessories that do not contain metallic components are supplied with the device, the device is tested with only the accessory that dictates the closest spacing to the body. Then multiple accessories that contain metallic components are tested with the device with each accessory. If multiple accessories share an identical metallic component (i.e. the same metallic belt-clip used with different holsters with no other metallic components) only the accessory that dictates the closest spacing to the body is tested.

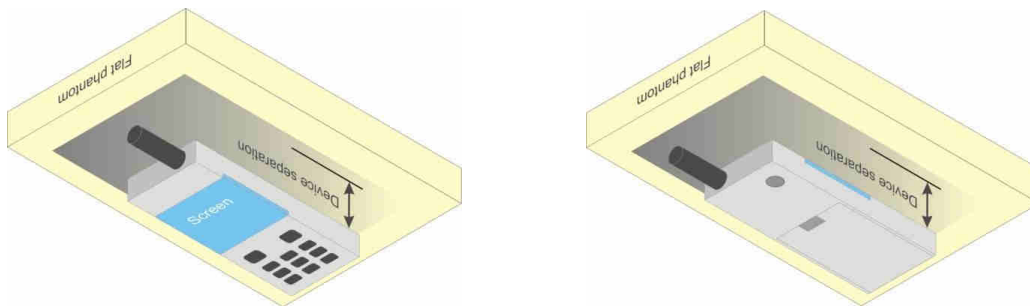


Fig 12.4 Body Worn Position



12.5 Product Specific 10g SAR Exposure

For smart phones with a display diagonal dimension > 15.0 cm or an overall diagonal dimension > 16.0 cm that provide similar mobile web access and multimedia support found in mini-tablets or UMPC mini-tablets that support voice calls next to the ear, According to KDB648474 D04v01r03, the following phablet procedures should be applied to evaluate SAR compliance for each applicable wireless modes and frequency band. Devices marketed as phablets, regardless of form factors and operating characteristics must be tested as a phablet to determine SAR compliance

1. The normally required head and body-worn accessory SAR test procedures for handsets, including hotspot mode, must be applied.
2. The UMPC mini-tablet procedures must also be applied to test the SAR of all surfaces and edges with an antenna located at ≤ 25 mm from that surface or edge, in direct contact with a flat phantom, for 10-g extremity SAR according to the body-equivalent tissue dielectric parameters in KDB 865664 to address interactive hand use exposure conditions.6 The UMPC mini-tablet 1-g SAR at 5 mm is not required. When hotspot mode applies, 10-g extremity SAR is required only for the surfaces and edges with hotspot mode 1-g reported SAR > 1.2 W/kg.

12.6 Wireless Router

Some battery-operated handsets have the capability to transmit and receive user through simultaneous transmission of WIFI simultaneously with a separate licensed transmitter. The FCC has provided guidance in FCC KDB Publication 941225 D06 v02r01 where SAR test considerations for handsets ($L \times W \geq 9$ cm x 5 cm) are based on a composite test separation distance of 10mm from the front, back and edges of the device containing transmitting antennas within 2.5cm of their edges, determined from general mixed use conditions for this type of devices. Since the hotspot SAR results may overlap with the body-worn accessory SAR requirements, the more conservative configurations can be considered, thus excluding some body-worn accessory SAR tests.

When the user enables the personal wireless router functions for the handset, actual operations include simultaneous transmission of both the WIFI transmitter and another licensed transmitter. Both transmitters often do not transmit at the same transmitting frequency and thus cannot be evaluated for SAR under actual use conditions due to the limitations of the SAR assessment probes. Therefore, SAR must be evaluated for each frequency transmission and mode separately and spatially summed with the WIFI transmitter according to FCC KDB Publication 447498 D01v06 publication procedures. The "Portable Hotspot" feature on the handset was NOT activated during SAR assessments, to ensure the SAR measurements were evaluated for a single transmission frequency RF signal at a time.

13. Conducted RF Output Power (Unit: dBm)

The detailed conducted power table can refer to Appendix E.

<GSM Conducted Power>

1. Per KDB 447498 D01v06, the maximum output power channel is used for SAR testing and for further SAR test reduction.
2. Per KDB 941225 D01v03r01, for SAR test reduction for GSM / GPRS / EDGE modes is determined by the source-based time-averaged output power including tune-up tolerance. The mode with highest specified time-averaged output power should be tested for SAR compliance in the applicable exposure conditions. For modes with the same specified maximum output power and tolerance, the higher number time-slot configuration should be tested. Therefore, the GPRS 2Tx slots for GSM850/GSM1900 are considered as the primary mode.
3. Other configurations of GSM / GPRS / EDGE are considered as secondary modes. The 3G SAR test reduction procedure is applied, when the maximum output power and tune-up tolerance specified for production units in a secondary mode is $\leq 1/4$ dB higher than the primary mode, SAR measurement is not required for the secondary mode.

<WCDMA Conducted Power>

1. The following tests were conducted according to the test requirements outlines in 3GPP TS 34.121 specification.
2. The procedures in KDB 941225 D01v03r01 are applied for 3GPP Rel. 6 HSPA to configure the device in the required sub-test mode(s) to determine SAR test exclusion.
3. For DC-HSDPA, the device was configured according to the H-Set 12, Fixed Reference Channel (FRC) configuration in Table C.8.1.12 of 3GPP TS 34.121-1, with the primary and the secondary serving HS-DSCH Cell enabled during the power measurement.

A summary of these settings are illustrated below:

HSDPA Setup Configuration:

- a. The EUT was connected to Base Station Agilent E5515C referred to the Setup Configuration.
- b. The RF path losses were compensated into the measurements.
- c. A call was established between EUT and Base Station with following setting:
 - i. Set Gain Factors (β_c and β_d) and parameters were set according to each
 - ii. Specific sub-test in the following table, C10.1.4, quoted from the TS 34.121
 - iii. Set RMC 12.2Kbps + HSDPA mode.
 - iv. Set Cell Power = -86 dBm
 - v. Set HS-DSCH Configuration Type to FRC (H-set 1, QPSK)
 - vi. Select HSDPA Uplink Parameters
 - vii. Set Delta ACK, Delta NACK and Delta CQI = 8
 - viii. Set Ack-Nack Repetition Factor to 3
 - ix. Set CQI Feedback Cycle (k) to 4 ms
 - x. Set CQI Repetition Factor to 2
 - xi. Power Ctrl Mode = All Up bits
- d. The transmitted maximum output power was recorded.

Table C.10.1.4: β values for transmitter characteristics tests with HS-DPCCH

| Sub-test | β_c | β_d | β_d (SF) | β_c/β_d | β_{HS} (Note 1, Note 2) | CM (dB) (Note 3) | MPR (dB) (Note 3) |
|----------|-------------------|-------------------|-------------------|-------------------|-------------------------------------|---------------------|----------------------|
| 1 | 2/15 | 15/15 | 64 | 2/15 | 4/15 | 0.0 | 0.0 |
| 2 | 12/15 (Note 4) | 15/15 (Note 4) | 64 | 12/15 (Note 4) | 24/15 | 1.0 | 0.0 |
| 3 | 15/15 | 8/15 | 64 | 15/8 | 30/15 | 1.5 | 0.5 |
| 4 | 15/15 | 4/15 | 64 | 15/4 | 30/15 | 1.5 | 0.5 |

Note 1: Δ_{ACK} , Δ_{NACK} and $\Delta_{DQI} = 30/15$ with $\beta_{HS} = 30/15 * \beta_c$.

Note 2: For the HS-DPCCH power mask requirement test in clause 5.2C, 5.7A, and the Error Vector Magnitude (EVM) with HS-DPCCH test in clause 5.13.1A, and HSDPA EVM with phase discontinuity in clause 5.13.1AA, Δ_{ACK} and $\Delta_{NACK} = 30/15$ with $\beta_{HS} = 30/15 * \beta_c$, and $\Delta_{DQI} = 24/15$ with $\beta_{HS} = 24/15 * \beta_c$.

Note 3: CM = 1 for $\beta_c/\beta_d = 12/15$, $\beta_{HS}/\beta_c = 24/15$. For all other combinations of DPDCH, DPCCH and HS-DPCCH the MPR is based on the relative CM difference. This is applicable for only UEs that support HSDPA in release 6 and later releases.

Note 4: For subtest 2 the β_c/β_d ratio of 12/15 for the TFC during the measurement period (TF1, TF0) is achieved by setting the signalled gain factors for the reference TFC (TF1, TF1) to $\beta_c = 11/15$ and $\beta_d = 15/15$.

Setup Configuration

HSUPA Setup Configuration:

- a. The EUT was connected to Base Station Agilent E5515C referred to the Setup Configuration.
- b. The RF path losses were compensated into the measurements.
- c. A call was established between EUT and Base Station with following setting * :
 - i. Call Configs = 5.2B, 5.9B, 5.10B, and 5.13.2B with QPSK
 - ii. Set the Gain Factors (β_c and β_d) and parameters (AG Index) were set according to each specific sub-test in the following table, C11.1.3, quoted from the TS 34.121
 - iii. Set Cell Power = -86 dBm
 - iv. Set Channel Type = 12.2k + HSPA
 - v. Set UE Target Power
 - vi. Power Ctrl Mode= Alternating bits
 - vii. Set and observe the E-TFCI
 - viii. Confirm that E-TFCI is equal to the target E-TFCI of 75 for sub-test 1, and other subtest's E-TFCI
- d. The transmitted maximum output power was recorded.

Table C.11.1.3: β values for transmitter characteristics tests with HS-DPCCH and E-DCH

| Sub-test | β_c | β_d | β_{sf} (SF) | β_c/β_d | β_{HS} (Note1) | β_{ec} | β_{ed} (Note 4) (Note 5) | β_{ed} (SF) | β_{ed} (Codes) | CM (dB) (Note 2) | MPR (dB) (Note 2) (Note 6) | AG Index (Note 5) | E-TFCI |
|----------|----------------|----------------|-------------------|-------------------|----------------------|--------------|--|-------------------|----------------------|------------------|----------------------------|-------------------|--------|
| 1 | 11/15 (Note 3) | 15/15 (Note 3) | 64 | 11/15 (Note 3) | 22/15 | 209/25 | 1309/225 | 4 | 1 | 1.0 | 0.0 | 20 | 75 |
| 2 | 6/15 | 15/15 | 64 | 6/15 | 12/15 | 12/15 | 94/75 | 4 | 1 | 3.0 | 2.0 | 12 | 67 |
| 3 | 15/15 | 9/15 | 64 | 15/9 | 30/15 | 30/15 | β_{ed1} : 47/15 β_{ed2} : 47/15 | 4 | 2 | 2.0 | 1.0 | 15 | 92 |
| 4 | 2/15 | 15/15 | 64 | 2/15 | 4/15 | 2/15 | 56/75 | 4 | 1 | 3.0 | 2.0 | 17 | 71 |
| 5 | 15/15 | 0 | - | - | 5/15 | 5/15 | 47/15 | 4 | 1 | 1.0 | 0.0 | 12 | 67 |

Note 1: For sub-test 1 to 4, Δ_{ACK} , Δ_{NACK} and $\Delta_{CDI} = 30/15$ with $\beta_{tx} = 30/15 * \beta_c$. For sub-test 5, Δ_{ACK} , Δ_{NACK} and $\Delta_{CDI} = 5/15$ with $\beta_{tx} = 5/15 * \beta_c$.

Note 2: CM = 1 for $\beta_c/\beta_d = 12/15$, $\beta_{HS}/\beta_c = 24/15$. For all other combinations of DPDCH, DPCCH, HS-DPCCH, E-DPDCH and E-DPCCH the MPR is based on the relative CM difference.

Note 3: For subtest 1 the β_c/β_d ratio of 11/15 for the TFC during the measurement period (TF1, TF0) is achieved by setting the signalled gain factors for the reference TFC (TF1, TF0) to $\beta_c = 10/15$ and $\beta_d = 15/15$.

Note 4: In case of testing by UE using E-DPDCH Physical Layer category 1, Sub-test 3 is omitted according to TS25.306 Table 5.1g.

Note 5: β_{ed} can not be set directly; it is set by Absolute Grant Value.

Note 6: For subtests 2, 3 and 4, UE may perform E-DPDCH power scaling at max power which could results in slightly smaller MPR values.

Setup Configuration

DC-HSDPA 3GPP release 8 Setup Configuration:

- a. The EUT was connected to Base Station referred to the Setup Configuration below
- b. The RF path losses were compensated into the measurements.
- c. A call was established between EUT and Base Station with following setting:
 - i. Set RMC 12.2Kbps + HSDPA mode.
 - ii. Set Cell Power = -25 dBm
 - iii. Set HS-DSCH Configuration Type to FRC (H-set 12, QPSK)
 - iv. Select HSDPA Uplink Parameters
 - v. Set Gain Factors (β_c and β_d) and parameters were set according to each Specific sub-test in the following table, C10.1.4, quoted from the TS 34.121
 - a). Subtest 1: $\beta_c/\beta_d=2/15$
 - b). Subtest 2: $\beta_c/\beta_d=12/15$
 - c). Subtest 3: $\beta_c/\beta_d=15/8$
 - d). Subtest 4: $\beta_c/\beta_d=15/4$
 - vi. Set Delta ACK, Delta NACK and Delta CQI = 8
 - vii. Set Ack-Nack Repetition Factor to 3
 - viii. Set CQI Feedback Cycle (k) to 4 ms
 - ix. Set CQI Repetition Factor to 2
 - x. Power Ctrl Mode = All Up bits
- d. The transmitted maximum output power was recorded.

The following tests were conducted according to the test requirements outlines in 3GPP TS 34.121 specification. A summary of these settings are illustrated below:

C.8.1.12 Fixed Reference Channel Definition H-Set 12

Table C.8.1.12: Fixed Reference Channel H-Set 12

| Parameter | Unit | Value |
|--|-----------|-------|
| Nominal Avg. Inf. Bit Rate | kbps | 60 |
| Inter-TTI Distance | TTI's | 1 |
| Number of HARQ Processes | Processes | 6 |
| Information Bit Payload (N_{INF}) | Bits | 120 |
| Number Code Blocks | Blocks | 1 |
| Binary Channel Bits Per TTI | Bits | 960 |
| Total Available SML's in UE | SML's | 19200 |
| Number of SML's per HARQ Proc. | SML's | 3200 |
| Coding Rate | | 0.15 |
| Number of Physical Channel Codes | Codes | 1 |
| Modulation | | QPSK |
| Note 1: The RMC is intended to be used for DC-HSDPA mode and both cells shall transmit with identical parameters as listed in the table. Note 2: Maximum number of transmission is limited to 1, i.e., retransmission is not allowed. The redundancy and constellation version 0 shall be used. | | |

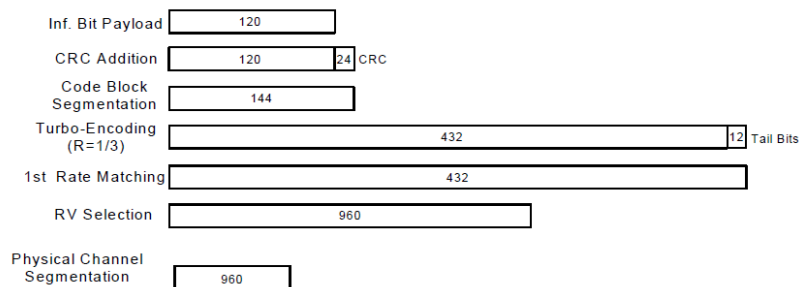


Figure C.8.19: Coding rate for Fixed reference Channel H-Set 12 (QPSK)

Setup Configuration



<WCDMA Conducted Power>

General Note:

1. Per KDB 941225 D01v03r01, for SAR testing is measured using a 12.2 kbps RMC with TPC bits configured to all "1's".
2. Per KDB 941225 D01v03r01, RMC 12.2kbps setting is used to evaluate SAR. The maximum output power and tune-up tolerance specified for production units in HSDPA / HSUPA / DC-HSDPA is $\leq \frac{1}{4}$ dB higher than RMC 12.2Kbps or when the highest reported SAR of the RMC12.2Kbps is scaled by the ratio of specified maximum output power and tune-up tolerance of HSDPA / HSUPA / DC-HSDPA to RMC12.2Kbps and the adjusted SAR is ≤ 1.2 W/kg, SAR measurement is not required for HSDPA / HSUPA / DC-HSDPA, and according to the following RF output power, the output power results of the secondary modes (HSDPA / HSUPA / DC-HSDPA) are less than $\frac{1}{4}$ dB higher than the primary modes; therefore, SAR measurement is not required for HSDPA / HSUPA / DC-HSDPA

<CDMA2000 Conducted Power>

<Measurement procedure for 1x Advanced>

Agilent 8960 base station simulator was used for 1xAdvanced connection, and the measurement setting was followed 2013-April TCB workshop RF exposure update.

- a) Protocol Rev: 6 (IS-2000-0)
- b) Using SO75 with RC8 on uplink, and RC11 on downlink
- c) Smart blanking disabled
- d) Reverse power control mode: 400bps
- e) Forward power control mode: 000
- f) Rvs power control: All up bits

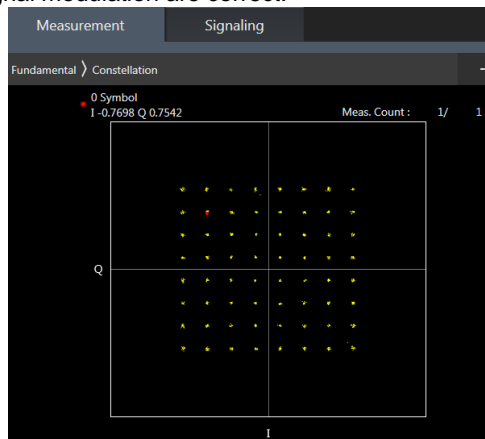
General Note:

1. This device additionally supports 1x Advanced. Conducted powers were measured using SO75 with RC8 on the uplink and RC11 on the downlink per KDB 941225D02 v02r02. Smart blanking was disabled for all measurements. The EUT was configured with forward power control Mode 000 and reverse power control at 400 bps. Conducted powers were measured on an Agilent 8960 Series 10 Wireless Communications Test Set, Model E5515C using the CDMA2000 1x Advanced application, Option E1962B-410. Based on the maximum output power measured for 1x Advanced, SAR is required for 1x advanced when if the maximum output for 1x Advanced is more than 0.25 dB higher than the maximum measured for 1x, or the reported SAR in each 1x mode exposure conditions (head, body etc.) is > 1.2 W/kg.
2. Per KDB 941225 D01v03r01, SAR for head exposure is measured in RC3 with the handset configured to transmit at full rate in SO55.
3. Per KDB 941225 D01v03r01, in Hotspot mode EUT is treated as data device and SAR is tested with Ev-Do Rev 0 (RTAP 153.6kbps) as the primary mode.
4. Per KDB 941225 D01v03r01, for Body-worn accessory SAR is measured in RC3 with the handset configured in TDSO/SO32 to transmit at full rate on FCH only with all other code channels disabled. The body-worn accessory procedures in KDB Publication 447498 are applied. The 3G SAR test reduction procedure is applied to the multiple code channel configuration (FCH+SCH), with FCH only as the primary mode.

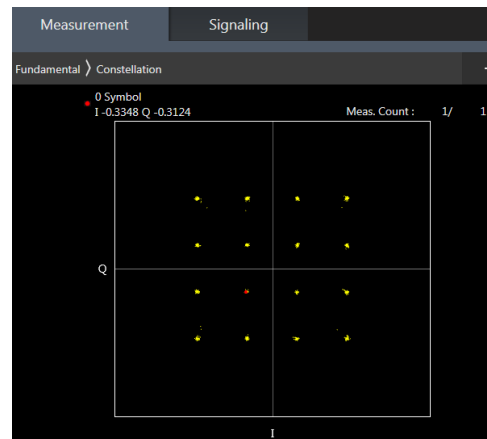
<LTE Conducted Power>

General Note:

1. Anritsu MT8820C base station simulator was used to setup the connection with EUT; the frequency band, channel bandwidth, RB allocation configuration, modulation type are set in the base station simulator to configure EUT transmitting at maximum power and at different configurations which are requested to be reported to FCC, for conducted power measurement and SAR testing.
2. Per KDB 941225 D05v02r05, when a properly configured base station simulator is used for the SAR and power measurements, spectrum plots for each RB allocation and offset configuration is not required.
3. Per KDB 941225 D05v02r05, start with the largest channel bandwidth and measure SAR for QPSK with 1 RB allocation, using the RB offset and required test channel combination with the highest maximum output power for RB offsets at the upper edge, middle and lower edge of each required test channel.
4. Per KDB 941225 D05v02r05, 50% RB allocation for QPSK SAR testing follows 1RB QPSK allocation procedure.
5. Per KDB 941225 D05v02r05, for QPSK with 100% RB allocation, SAR is not required when the highest maximum output power for 100 % RB allocation is less than the highest maximum output power in 50% and 1 RB allocations and the highest reported SAR for 1 RB and 50% RB allocation are ≤ 0.8 W/kg. Otherwise, SAR is measured for the highest output power channel; and if the reported SAR is > 1.45 W/kg, the remaining required test channels must also be tested.
6. Per KDB 941225 D05v02r05, 16QAM/64QAM output power for each RB allocation configuration is $>$ not $\frac{1}{2}$ dB higher than the same configuration in QPSK and the reported SAR for the QPSK configuration is ≤ 1.45 W/kg; Per KDB 941225 D05v02r05, 16QAM/64QAM SAR testing is not required.
7. Per KDB 941225 D05v02r05, smaller bandwidth output power for each RB allocation configuration is $>$ not $\frac{1}{2}$ dB higher than the same configuration in the largest supported bandwidth, and the reported SAR for the largest supported bandwidth is ≤ 1.45 W/kg; Per KDB 941225 D05v02r05, smaller bandwidth SAR testing is not required.
8. For LTE B4 / B5 / B12 / B17 / B26 / B38 / B71 the maximum bandwidth does not support three non-overlapping channels, per KDB 941225 D05v02r05, when a device supports overlapping channel assignment in a channel bandwidth configuration, the middle channel of the group of overlapping channels should be selected for testing.
9. LTE B17 / B2 / B5 / B4 / B38 SAR test was covered by B12 / B25 / B26 / B66 /B41; according to April 2015 TCB workshop, SAR test for overlapping LTE bands can be reduced if
 - a. the maximum output power, including tolerance, for the smaller band is \leq the larger band to qualify for the SAR test exclusion
 - b. the channel bandwidth and other operating parameters for the smaller band are fully supported by the larger band
10. According to 2017 TCB workshop, for 64 QAM and 16 QAM should be verified by checking the signal constellation with a call box to avoid incorrect maximum power levels due to MPR and other requirements associated with signal modulation, and the following figure is taken from the "Fundamental Measurement >> Modulation Analysis >> constellation" mode of the device connect to the MT8821C base station, therefore, the device 64QAM and 16QAM signal modulation are correct.



64QAM



16QAM

<TDD LTE SAR Measurement>

TDD LTE configuration setup for SAR measurement

SAR was tested with a fixed periodic duty factor according to the highest transmission duty factor implemented for the device and supported by 3GPP.

- a. 3GPP TS 36.211 section 4.2 for Type 2 Frame Structure and Table 4.2-2 for uplink-downlink configurations
- b. "special subframe S" contains both uplink and downlink transmissions, it has been taken into consideration to determine the transmission duty factor according to the worst case uplink and downlink cyclic prefix requirements for UpPTS
- c. Establishing connections with base station simulators ensure a consistent means for testing SAR and recommended for evaluating SAR. The Anritsu MT8820C (firmware: #22.52#004) was used for LTE output power measurements and SAR testing.

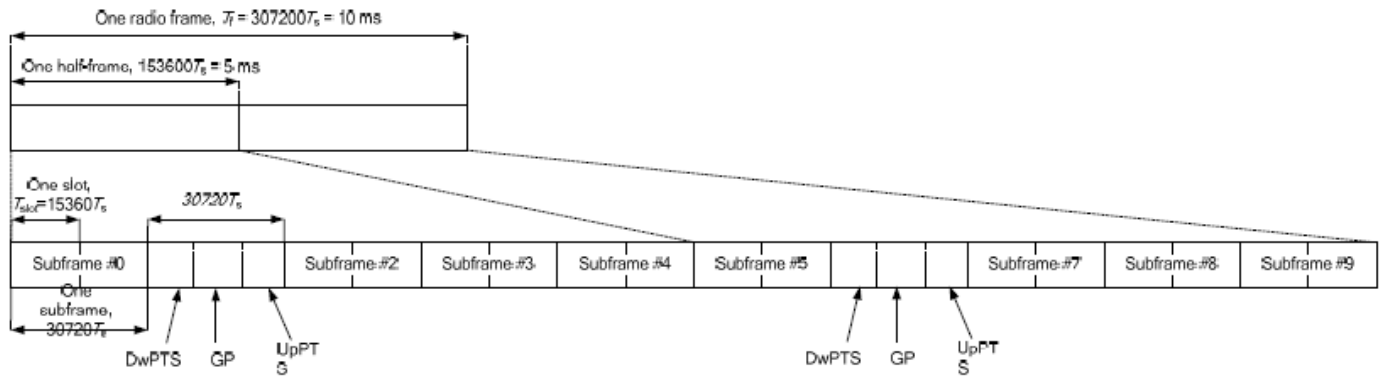


Figure 4.2-1: Frame structure type 2 (for 5 ms switch-point periodicity).

Table 4.2-2: Uplink-downlink configurations.

| Uplink-downlink configuration | Downlink-to-Uplink Switch-point periodicity | Subframe number | | | | | | | | | |
|-------------------------------|---|-----------------|---|---|---|---|---|---|---|---|---|
| | | 0 | 1 | 2 | 3 | 4 | 5 | 6 | 7 | 8 | 9 |
| 0 | 5 ms | D | S | U | U | U | D | S | U | U | U |
| 1 | 5 ms | D | S | U | U | D | D | S | U | U | D |
| 2 | 5 ms | D | S | U | D | D | D | S | U | D | D |
| 3 | 10 ms | D | S | U | U | U | D | D | D | D | D |
| 4 | 10 ms | D | S | U | U | D | D | D | D | D | D |
| 5 | 10 ms | D | S | U | D | D | D | D | D | D | D |
| 6 | 5 ms | D | S | U | U | U | D | S | U | U | D |

Table 4.2-1: Configuration of special subframe (lengths of DwPTS/GP/UpPTS).

| Special subframe configuration | Normal cyclic prefix in downlink | | | Extended cyclic prefix in downlink | | |
|--------------------------------|----------------------------------|--------------------------------|----------------------------------|------------------------------------|--------------------------------|----------------------------------|
| | DwPTS | UpPTS | | DwPTS | UpPTS | |
| | | Normal cyclic prefix in uplink | Extended cyclic prefix in uplink | | Normal cyclic prefix in uplink | Extended cyclic prefix in uplink |
| 0 | 6592 · Ts | 2192 · Ts | 2560 · Ts | 7680 · Ts | 2192 · Ts | 2560 · Ts |
| 1 | 19760 · Ts | | | 20480 · Ts | | |
| 2 | 21952 · Ts | | | 23040 · Ts | | |
| 3 | 24144 · Ts | | | 25600 · Ts | | |
| 4 | 26336 · Ts | 4384 · Ts | 5120 · Ts | 7680 · Ts | 4384 · Ts | 5120 · Ts |
| 5 | 6592 · Ts | | | 20480 · Ts | | |
| 6 | 19760 · Ts | | | 23040 · Ts | | |
| 7 | 21952 · Ts | - | - | 12800 · Ts | - | - |
| 8 | 24144 · Ts | | | | | |
| 9 | 13168 · Ts | - | - | - | - | - |

| Special subframe (30720·T _s): Normal cyclic prefix in downlink (UpPTS) | | | |
|--|--------------------------------|--------------------------------|----------------------------------|
| | Special subframe configuration | Normal cyclic prefix in uplink | Extended cyclic prefix in uplink |
| Uplink duty factor in one special subframe | 0~4 | 7.13% | 8.33% |
| | 5~9 | 14.3% | 16.7% |

| Special subframe(30720·T _s): Extended cyclic prefix in downlink (UpPTS) | | | |
|---|--------------------------------|--------------------------------|----------------------------------|
| | Special subframe configuration | Normal cyclic prefix in uplink | Extended cyclic prefix in uplink |
| Uplink duty factor in one special subframe | 0~3 | 7.13% | 8.33% |
| | 4~7 | 14.3% | 16.7% |

The highest duty factor is resulted from:

For LTE Band 41 Power class 2

- i. Uplink-downlink configuration: 1. In a half-frame consisted of 5 subframes, uplink operation is in 2 uplink subframes and 1 special subframe.
- ii. special subframe configuration: 5-9 for normal cyclic prefix in downlink, 4-7 for extended cyclic prefix in downlink
- iii. for special subframe with extended cyclic prefix in uplink, the total uplink duty factor in one half-frame is: $(2+0.167)/5 = 43.3\%$
- iv. for special subframe with normal cyclic prefix in uplink, the total uplink duty factor in one half-frame is: $(2+0.143)/5 = 42.9\%$
- v. For TDD LTE SAR measurement, the duty cycle 1:2.33 (42.9 %) was used perform testing and considering the theoretical duty cycle of 43.3% for extended cyclic prefix in the uplink, and the theoretical duty cycle of 42.9% for normal cyclic prefix in uplink, a scaling factor of extended cyclic prefix $43.3\%/42.9\% = 1.009$ is applied to scale-up the measured SAR result. The scaled TDD LTE SAR = measured SAR (W/kg)* Tune-up Scaling Factor* scaling factor for extended cyclic prefix.

For LTE Band 41 Power class 3

- i. Uplink-downlink configuration: 0. In a half-frame consisted of 5 subframes, uplink operation is in 3 uplink subframes and 1 special subframe.
- ii. special subframe configuration: 5-9 for normal cyclic prefix in downlink, 4-7 for extended cyclic prefix in downlink
- iii. for special subframe with extended cyclic prefix in uplink, the total uplink duty factor in one half-frame is: $(3+0.167)/5 = 63.3\%$
- iv. for special subframe with normal cyclic prefix in uplink, the total uplink duty factor in one half-frame is: $(3+0.143)/5 = 62.9\%$
- v. For TDD LTE SAR measurement, the duty cycle 1:1.59 (62.9 %) was used perform testing and considering the theoretical duty cycle of 63.3% for extended cyclic prefix in the uplink, and the theoretical duty cycle of 62.9% for normal cyclic prefix in uplink, a scaling factor of extended cyclic prefix $63.3\%/62.9\% = 1.006$ is applied to scale-up the measured SAR result. The scaled TDD LTE SAR = measured SAR (W/kg)* Tune-up Scaling Factor* scaling factor for extended cyclic prefix.

The device can adjust uplink/downlink configuration automatically according to the transmitting power class level, as followings:

| LTE TDD Band | Power Class level | support uplink/downlink configuration |
|--------------|-------------------|---------------------------------------|
| LTE Band 41 | > 23 | 1,2,3,4,5 |
| | =23 | 0,1,2,3,4,5,6 |
| | < 23 | 0,1,2,3,4,5,6 |



<LTE Carrier Aggregation>

General Note:

1. This device supports Carrier Aggregation on downlink for inter and intra band. For the device supports bands and bandwidths and configurations are provided as follow table was according to 3GPP.
2. In applying the existing power measurement procedures of KDB 941225 D05A for DL CA SAR test exclusion, only the subset with the largest number of combinations of frequency bands and CCs in each row need combination, and for this device that all the configurations were choose to power measurement.
3. All permutations exist. No restrictions on Pcell & SCell combinations.

| Index | 2CC | Index | 2CC |
|---------|------------|---------|------------|
| 2CC #1 | CA_2A-5A | 2CC #16 | CA_2A-2A |
| 2CC #2 | CA_2A-7A | 2CC #17 | CA_4A-4A |
| 2CC #3 | CA_5A-7A | 2CC #18 | CA_7A-7A |
| 2CC #4 | CA_7A-12A | 2CC #19 | CA_25A-25A |
| 2CC #5 | CA_25A-26A | 2CC #20 | CA_41A-41A |
| 2CC #6 | CA_25A-41A | 2CC #21 | CA_66A-66A |
| 2CC #7 | CA_26A-41A | | |
| 2CC #8 | CA_2C | | |
| 2CC #9 | CA_5B | | |
| 2CC #10 | CA_7C | | |
| 2CC #11 | CA_12B | | |
| 2CC #12 | CA_38C | | |
| 2CC #13 | CA_41C | | |
| 2CC #14 | CA_66B | | |
| 2CC #15 | CA_66C | | |

LTE Carrier Aggregation Conducted Power (Downlink)

- i. According to KDB941225 D05A v01r02, Uplink maximum output power measurement with downlink carrier aggregation active should be measured, using the highest output channel measured without downlink carrier aggregation, to confirm that uplink maximum output power with downlink carrier aggregation active remains within the specified tune-up tolerance limits and not more than ¼ dB higher than the maximum output measured without downlink carrier aggregation active.
- ii. Uplink maximum output power with downlink carrier aggregation active does not show more than ¼ dB higher than the maximum output power without downlink carrier aggregation active, therefore SAR evaluation with downlink carrier aggregation active can be excluded.
- iii. The device supports downlink two carrier aggregation. For power measurement were control and acknowledge data is sent on uplink channels that operate identical to specifications when downlink carrier aggregation is inactive.
- iv. Selected highest measured power when downlink carrier aggregation is inactive for conducted power comparison with downlink carrier aggregation is active, to confirm that when downlink carrier aggregation is active uplink maximum output power remains within the specified tune-up tolerance limits and not more than ¼ dB higher than the maximum output power measured when downlink carrier aggregation inactive.
- v. For inter-band CA, the SCC selected highest bandwidth and near the middle of its transmission band. For SCC DL RB size and offset will base on the PCC corresponding RB allocation.
- vi. For non-contiguous intra-band CA, the SCC selected to provide maximum separation from the PCC and must remain fully within the downlink transmission band.
- vii. For Intra-band, contiguous CA, the downlink channels selected to perform the uplink power measurement must satisfy 3GPP channel spacing (5.4.1A of 3GPP TS 36.521 or equivalent) and channel bandwidth (5.4.2A) requirements.

$$\text{Nominal channel spacing} = \left\lceil \frac{BW_{\text{Channel}(1)} + BW_{\text{Channel}(2)} - 0.1|BW_{\text{Channel}(1)} - BW_{\text{Channel}(2)}|}{0.6} \right\rceil 0.3 \text{ [MHz]}$$

LTE Carrier Aggregation Conducted Power (Uplink)

1. This device supports uplink carrier aggregation for LTE CA_41C with a maximum of two 20MHz component carriers. For intra band contiguous carrier aggregation scenarios, 3GPP 36.101 Table 6.2.2A-1 specifies that the aggregate maximum allowed output power is equivalent to the single carrier scenario. For the non-contiguously allocated resource blocks which the MPR level is determined by various RB separation and RB sizes requirement, and the allowed MPR levels, settings and the conducted powers are permanently implemented in this device per the 3GPP 36.36.101 section 6.2.3A.1.3 requirements.
2. According to FCC guidance, the output power with uplink CA active was measured for the high / middle / low channel configuration with the highest reported SAR for each exposure condition, the power was measured with wideband signal integration over both component carriers.
3. In applying the power measurement procedures of KDB 941225 D05A for DL CA to qualify for UL SAR test exclusion, power measurement is required only for the subset in each row with the largest combination of frequency bands and CCs
4. Maximum output power measurement is required for each UL CA configuration for the required test channels described in KDB 941225 D05. The required test channel should be associated with the UL PCC. For channels at the ends of a frequency band, the SCC and subsequent CCs are added to the side within the transmission band. Otherwise, the CCs should be added alternatively to either side of the PCC.



<WLAN Conducted Power>

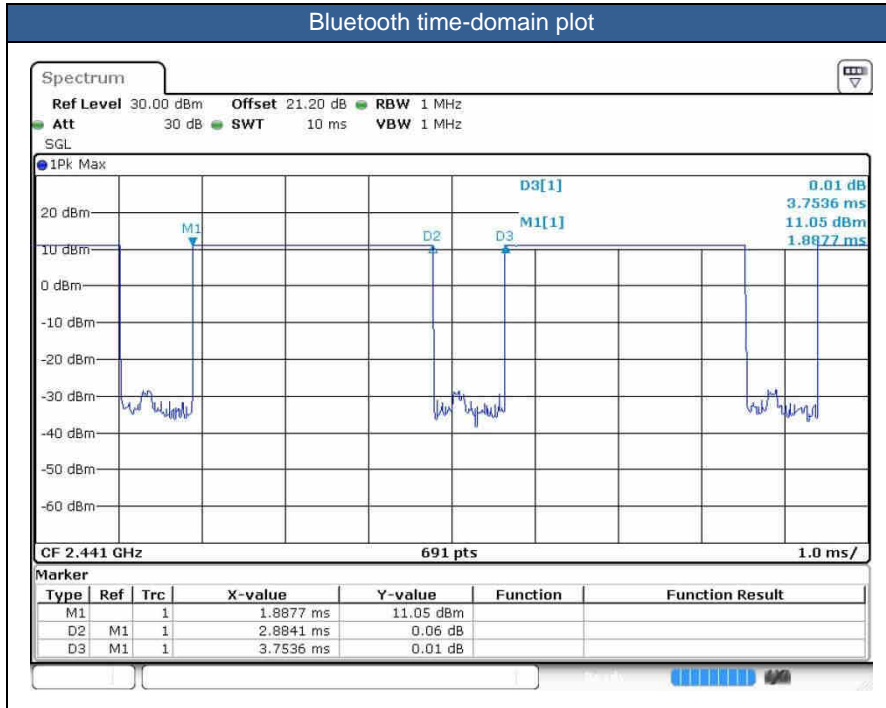
General Note:

1. Per KDB 248227 D01v02r02, SAR test reduction is determined according to 802.11 transmission mode configurations and certain exposure conditions with multiple test positions. In the 2.4 GHz band, separate SAR procedures are applied to DSSS and OFDM configurations to simplify DSSS test requirements. For OFDM, in both 2.4 and 5 GHz bands, an initial test configuration must be determined for each standalone and aggregated frequency band, according to the transmission mode configuration with the highest maximum output power specified for production units to perform SAR measurements. If the same highest maximum output power applies to different combinations of channel bandwidths, modulations and data rates, additional procedures are applied to determine which test configurations require SAR measurement. When applicable, an initial test position may be applied to reduce the number of SAR measurements required for next to the ear, UMPC mini-tablet or hotspot mode configurations with multiple test positions.
2. For 2.4 GHz 802.11b DSSS, either the initial test position procedure for multiple exposure test positions or the DSSS procedure for fixed exposure position is applied; these are mutually exclusive. For 2.4 GHz and 5 GHz OFDM configurations, the initial test configuration is applied to measure SAR using either the initial test position procedure for multiple exposure test position configurations or the initial test configuration procedures for fixed exposure test conditions. Based on the reported SAR of the measured configurations and maximum output power of the transmission mode configurations that are not included in the initial test configuration, the subsequent test configuration and initial test position procedures are applied to determine if SAR measurements are required for the remaining OFDM transmission configurations. In general, the number of test channels that require SAR measurement is minimized based on maximum output power measured for the test sample(s).
3. For OFDM transmission configurations in the 2.4 GHz and 5 GHz bands, When the same maximum power is specified for multiple transmission modes in a frequency band, the largest channel bandwidth, lowest order modulation, lowest data rate and lowest order 802.11a/g/n/ac mode is used for SAR measurement, on the highest measured output power channel for each frequency band.
4. DSSS and OFDM configurations are considered separately according to the required SAR procedures. SAR is measured in the initial test position using the 802.11 transmission mode configuration required by the DSSS procedure or initial test configuration and subsequent test configuration(s) according to the OFDM procedures.18 The initial test position procedure is described in the following:
 - a. When the reported SAR of the initial test position is ≤ 0.4 W/kg, further SAR measurement is not required for the other test positions in that exposure configuration and 802.11 transmission mode combinations within the frequency band or aggregated band.
 - b. When the reported SAR of the test position is > 0.4 W/kg, SAR is repeated for the 802.11 transmission mode configuration tested in the initial test position to measure the subsequent next closet/smallest test separation distance and maximum coupling test position on the highest maximum output power channel, until the report SAR is ≤ 0.8 W/kg or all required test position are tested.
 - c. For all positions/configurations, when the reported SAR is > 0.8 W/kg, SAR is measured for these test positions/configurations on the subsequent next highest measured output power channel(s) until the reported SAR is ≤ 1.2 W/kg or all required channels are tested.

<2.4GHz Bluetooth>

General Note:

1. For 2.4GHz Bluetooth SAR testing was selected 1Mbps, due to its highest average power.
2. The Bluetooth duty cycle is 76.84 % as following figure, according to 2016 Oct. TCB workshop for Bluetooth SAR scaling need further consideration and the theoretical duty cycle is 83.3%, therefore the actual duty cycle will be scaled up to the theoretical value of Bluetooth reported SAR calculation.





14. Antenna Location

The detailed antenna location information can refer to SAR Test Setup Photos.



15. SAR Test Results

General Note:

1. Per KDB 447498 D01v06, the reported SAR is the measured SAR value adjusted for maximum tune-up tolerance.
 - a. Tune-up scaling Factor = tune-up limit power (mW) / EUT RF power (mW), where tune-up limit is the maximum rated power among all production units.
 - b. For SAR testing of WLAN signal with non-100% duty cycle, the measured SAR is scaled-up by the duty cycle scaling factor which is equal to "1/(duty cycle)"
 - c. For WWAN: Reported SAR(W/kg)= Measured SAR(W/kg)*Tune-up Scaling Factor
 - d. For BT/WLAN: Reported SAR(W/kg)= Measured SAR(W/kg)* Duty Cycle scaling factor * Tune-up scaling factor
 - e. For TDD LTE SAR measurement, the duty cycle 1:1.59 (62.9 %) was used perform testing and considering the theoretical duty cycle of 63.3% for extended cyclic prefix in the uplink, and the theoretical duty cycle of 62.9% for normal cyclic prefix in uplink, a scaling factor of extended cyclic prefix $63.3\%/62.9\% = 1.006$ is applied to scale-up the measured SAR result. The Reported TDD LTE SAR = measured SAR (W/kg)* Tune-up Scaling Factor* scaling factor for extended cyclic prefix.
2. Per KDB 447498 D01v06, for each exposure position, testing of other required channels within the operating mode of a frequency band is not required when the *reported* 1-g or 10-g SAR for the mid-band or highest output power channel is:
 - ≤ 0.8 W/kg or 2.0 W/kg, for 1-g or 10-g respectively, when the transmission band is ≤ 100 MHz
 - ≤ 0.6 W/kg or 1.5 W/kg, for 1-g or 10-g respectively, when the transmission band is between 100 MHz and 200 MHz
 - ≤ 0.4 W/kg or 1.0 W/kg, for 1-g or 10-g respectively, when the transmission band is ≥ 200 MHz
3. Per KDB 865664 D01v01r04, for each frequency band, repeated SAR measurement is required when the measured SAR is ≥ 0.8 W/kg. Per KDB 865664 D01v01r04, if the extremity repeated SAR is necessary, the same procedures should be adapted for measurements according to extremity and occupational exposure limits by applying a factor of 2.5 for extremity exposure and a factor of 5 for occupational exposure to the corresponding SAR thresholds.
4. Pre KDB648474 D04v01r03, when the reported SAR for a body-worn accessory, measured without a headset connected to the handset, is > 1.2 W/kg, the highest reported SAR configuration for that wireless mode and frequency band should be repeated for that body-worn accessory with a headset attached to the handset. When headset SAR is less than or equal than without headset SAR, no need to verify the remaining channels for headset SAR.
5. When the phone is in talking mode and receiver worked, then power reduction will be implemented immediately at WLAN2.4GHz.
6. The device employs proximity sensors that detect the presence of the user's body at the front or back faces of the device. When front or back body worn condition is detected, GSM1900, WCDMA band II/IV/V, CDMA BC0/1/10, LTE band 2/4/5/7/25/26/66/38/41/41HPUE and WLAN5.2GHz/5.3GHz/5.5GHz/5.8GHz reduced power will be active.
7. P-sensor can detect handheld state, GSM1900, WCDMA band II/IV, CDMA BC0/1/10 and LTE B2/4/7/25/66/38/41/41HPUE for front/back/bottom sides of product specific 10g SAR condition reduced powers will be active.
8. When hotspot mode is enabled, power reduction will be activated to limit the maximum power of GSM1900, WCDMA band II/IV/V, CDMA BC0/1/10, LTE band 2/4/5/7/25/26/66/38/41/41HPUE and WLAN5.2GHz/WLAN5.8GHz.
9. For P-sensor reduced power level is higher than hotspot reduced power for GSM1900, WCDMA band II/IV, LTE band 2/4/25/66, so for front/back P-sensor SAR can represent conservatively for front/back hotspot SAR.
10. This device has two WWAN transmitter antennas. WWAN antenna 1 is located at the right of bottom edge of the device and WWAN antenna 2 is located at the left side of bottom edge of the device which can refer to antenna location chapter. WWAN antenna 1 frequency bands include GSM850/1900, WCDMA Band II/IV/V, CDMA2000 BC0/BC1/BC10, and LTE Band 2/4/5/12/13/17/25/26/66/71, WWAN antenna 2 frequency band include LTE Band 7/38/41.
11. Per KDB648474 D04v01r03, for smart phones with a display diagonal dimension > 15.0 cm or an overall diagonal dimension > 16.0 cm, when hotspot mode applies, 10-g extremity SAR is required only for the surfaces and edges with hotspot mode 1-g reported SAR > 1.2 W/kg, however, when power reduction applies to hotspot mode the measured SAR must be scaled to the maximum output power (for handheld on state, the maximum full power means reduced power), including tolerance, allowed for phablet modes to compare with the 1.2 W/kg SAR test reduction threshold.
 - a. For this device SAR for WWAN/WLAN transmitter scaled to maximum output power mode for product specific 10g SAR is higher than 1.2W/kg of GSM850/1900, WCDMA Band II/IV/V, CDMA BC0/BC1/BC10, LTE Band 2/4/5/7/12/13/17 25/26/38/41/66 and WLAN 5.2/5.8GHz therefore product specific 10g SAR is necessary.
 - b. WLAN 5.3/5.5GHz tested the product specific 10g SAR since it has no hotspot mode.
 - c. When 10-g product specific 10g SAR is considered, SAR thresholds is specified in the procedures for SAR test reduction and exclusion should be multiplied by 2.5.



12. For verification of compliance of power reduction scheme, additional SAR testing with EUT transmitting at full RF power at a conservative trigger distance was performed for body worn:
Front: [20 mm](#)
Back: [23 mm](#)
13. For verification of compliance of power reduction scheme, additional SAR testing with EUT transmitting at full RF power at a conservative trigger distance was performed for handheld:
For antenna 1
Front: [8 mm](#)
Back: [8 mm](#)
Bottom side: [13 mm](#)

For antenna 2
Front: [7 mm](#)
Back: [6 mm](#)
Bottom side: [9 mm](#)

GSM Note:

1. Per KDB 941225 D01v03r01, for SAR test reduction for GSM / GPRS / EDGE modes is determined by the source-based time-averaged output power including tune-up tolerance. The mode with highest specified time-averaged output power should be tested for SAR compliance in the applicable exposure conditions. For modes with the same specified maximum output power and tolerance, the higher number time-slot configuration should be tested. Therefore, the GPRS 2Tx slots for GSM850/GSM1900 are considered as the primary mode.
2. Other configurations of GSM / GPRS / EDGE are considered as secondary modes. The 3G SAR test reduction procedure is applied, when the maximum output power and tune-up tolerance specified for production units in a secondary mode is \leq ¼ dB higher than the primary mode, SAR measurement is not required for the secondary mode.

WCDMA Note:

1. Per KDB 941225 D01v03r01, for SAR testing is measured using a 12.2 kbps RMC with TPC bits configured to all "1's".
2. Per KDB 941225 D01v03r01, RMC 12.2kbps setting is used to evaluate SAR. The maximum output power and tune-up tolerance specified for production units in HSDPA / HSUPA / DC-HSDPA is \leq ¼ dB higher than RMC 12.2Kbps or when the highest reported SAR of the RMC12.2Kbps is scaled by the ratio of specified maximum output power and tune-up tolerance of HSDPA / HSUPA / DC-HSDPA to RMC12.2Kbps and the adjusted SAR is \leq 1.2 W/kg, SAR measurement is not required for HSDPA / HSUPA / DC-HSDPA, and according to the following RF output power, the output power results of the secondary modes (HSDPA / HSUPA / DC-HSDPA) are less than ¼ dB higher than the primary modes; therefore, SAR measurement is not required for HSDPA / HSUPA / DC-HSDPA.

CDMA Note:

1. Per KDB 941225 D01v03r01, SAR for next to the ear head exposure is measured in RC3 with the handset configured to transmit at full rate in SO55.
2. Per KDB 941225 D01v03r01, in Hotspot mode EUT is treated as data device and SAR is tested with Ev-Do Rev 0 (RTAP 153.6kbps) as the primary mode.
3. Per KDB 941225 D01v03r01, for Body-worn accessory SAR is measured in RC3 with the handset configured in TDSO/SO32 to transmit at full rate on FCH only with all other code channels disabled. The body-worn accessory procedures in KDB Publication 447498 are applied. The 3G SAR test reduction procedure is applied to the multiple code channel configuration (FCH+SCH), with FCH only as the primary mode.

LTE Note:

1. Per KDB 941225 D05v02r05, start with the largest channel bandwidth and measure SAR for QPSK with 1 RB allocation, using the RB offset and required test channel combination with the highest maximum output power for RB offsets at the upper edge, middle and lower edge of each required test channel.
2. Per KDB 941225 D05v02r05, 50% RB allocation for QPSK SAR testing follows 1RB QPSK allocation procedure.
3. Per KDB 941225 D05v02r05, for QPSK with 100% RB allocation, SAR is not required when the highest maximum output power for 100 % RB allocation is less than the highest maximum output power in 50% and 1 RB allocations and the highest reported SAR for 1 RB and 50% RB allocation are ≤ 0.8 W/kg. Otherwise, SAR is measured for the highest output power channel; and if the reported SAR is > 1.45 W/kg, the remaining required test channels must also be tested.
4. Per KDB 941225 D05v02r05, 16QAM/64QAM output power for each RB allocation configuration is $>$ not $\frac{1}{2}$ dB higher than the same configuration in QPSK and the reported SAR for the QPSK configuration is ≤ 1.45 W/kg; Per KDB 941225 D05v02r05, 16QAM/64QAM SAR testing is not required.
5. Per KDB 941225 D05v02r05, smaller bandwidth output power for each RB allocation configuration is $>$ not $\frac{1}{2}$ dB higher than the same configuration in the largest supported bandwidth, and the reported SAR for the largest supported bandwidth is ≤ 1.45 W/kg; Per KDB 941225 D05v02r05, smaller bandwidth SAR testing is not required.
6. This device supports HPUE for LTE band 41 with class 2 level, so HPUE SAR has been performed.
7. For LTE B4 / B5 / B12 / B17 / B26 / B38 / B71 the maximum bandwidth does not support three non-overlapping channels, per KDB 941225 D05v02r05, when a device supports overlapping channel assignment in a channel bandwidth configuration, the middle channel of the group of overlapping channels should be selected for testing.
8. LTE B2 / B4 / B5 / B17 / B38 SAR test was covered by LTE B25 / B66 / B26 / B12 / B41; according to April 2015 TCB workshop, SAR test for overlapping LTE bands can be reduced if
 - c. the maximum output power, including tolerance, for the smaller band is \leq the larger band to qualify for the SAR test exclusion
 - d. the channel bandwidth and other operating parameters for the smaller band are fully supported by the larger band

WLAN/Bluetooth Note:

1. Per KDB 248227 D01v02r02, for 2.4GHz 802.11g/n SAR testing is not required when the highest reported SAR for DSSS is adjusted by the ratio of OFDM to DSSS specified maximum output power and the adjusted SAR is ≤ 1.2 W/kg.
2. Per KDB 248227 D01v02r02, U-NII-1 SAR testing is not required when the U-NII-2A band highest reported SAR for a test configuration is ≤ 1.2 W/kg, SAR is not required for U-NII-1 band.
3. When the reported SAR of the test position is > 0.4 W/kg, SAR is repeated for the 802.11 transmission mode configuration tested in the initial test position to measure the subsequent next closet/smallest test separation distance and maximum coupling test position on the highest maximum output power channel, until the report SAR is ≤ 0.8 W/kg or all required test position are tested.
4. For all positions / configurations, when the reported SAR is > 0.8 W/kg, SAR is measured for these test positions / configurations on the subsequent next highest measured output power channel(s) until the reported SAR is ≤ 1.2 W/kg or all required channels are tested.
5. During SAR testing the WLAN transmission was verified using a spectrum analyzer.
6. Based on WLAN 2.4GHz and Bluetooth share the same antenna, so Bluetooth RF exposure evaluation chose the worst position of WLAN 2.4GHz Ant to perform Bluetooth SAR test, and used this Bluetooth SAR value conservatively represent other position do co-located analysis with WWAN.



15.1 Head SAR

<GSM SAR>

| Plot No. | Band | Mode | Test Position | Power Reduction | Ch. | Freq. (MHz) | Average Power (dBm) | Tune-Up Limit (dBm) | Tune-up Scaling Factor | Power Drift (dB) | Measured 1g SAR (W/kg) | Reported 1g SAR (W/kg) |
|----------|----------|-----------------|---------------|-----------------|-----|-------------|---------------------|---------------------|------------------------|------------------|------------------------|------------------------|
| | GSM 850 | GPRS 2 Tx slots | Right Cheek | Full | 189 | 836.4 | 29.11 | 30.50 | 1.377 | 0.02 | 0.309 | 0.426 |
| | GSM 850 | GPRS 2 Tx slots | Right Tilted | Full | 189 | 836.4 | 29.11 | 30.50 | 1.377 | 0.02 | 0.183 | 0.252 |
| | GSM 850 | GPRS 2 Tx slots | Left Cheek | Full | 189 | 836.4 | 29.11 | 30.50 | 1.377 | 0.06 | 0.223 | 0.307 |
| | GSM 850 | GPRS 2 Tx slots | Left Tilted | Full | 189 | 836.4 | 29.11 | 30.50 | 1.377 | 0.11 | 0.169 | 0.233 |
| 01 | GSM 850 | GPRS 2 Tx slots | Right Cheek | Full | 128 | 824.2 | 28.86 | 30.50 | 1.459 | -0.04 | 0.326 | 0.476 |
| | GSM 850 | GPRS 2 Tx slots | Right Cheek | Full | 251 | 848.8 | 29.10 | 30.50 | 1.380 | 0.09 | 0.199 | 0.275 |
| 02 | GSM 1900 | GPRS 2 Tx slots | Right Cheek | Full | 661 | 1880 | 26.35 | 27.50 | 1.303 | -0.02 | 0.044 | 0.057 |
| | GSM 1900 | GPRS 2 Tx slots | Right Tilted | Full | 661 | 1880 | 26.35 | 27.50 | 1.303 | 0.06 | 0.021 | 0.028 |
| | GSM 1900 | GPRS 2 Tx slots | Left Cheek | Full | 661 | 1880 | 26.35 | 27.50 | 1.303 | 0.01 | 0.024 | 0.031 |
| | GSM 1900 | GPRS 2 Tx slots | Left Tilted | Full | 661 | 1880 | 26.35 | 27.50 | 1.303 | 0.06 | 0.024 | 0.032 |
| | GSM 1900 | GPRS 2 Tx slots | Right Cheek | Full | 512 | 1850.2 | 26.34 | 27.50 | 1.306 | 0.03 | 0.035 | 0.046 |
| | GSM 1900 | GPRS 2 Tx slots | Right Cheek | Full | 810 | 1909.8 | 26.25 | 27.50 | 1.334 | 0.11 | 0.038 | 0.051 |

<WCDMA SAR>

| Plot No. | Band | Mode | Test Position | Power Reduction | Ch. | Freq. (MHz) | Average Power (dBm) | Tune-Up Limit (dBm) | Tune-up Scaling Factor | Power Drift (dB) | Measured 1g SAR (W/kg) | Reported 1g SAR (W/kg) |
|----------|----------|--------------|---------------|-----------------|------|-------------|---------------------|---------------------|------------------------|------------------|------------------------|------------------------|
| 03 | WCDMA II | RMC 12.2Kbps | Right Cheek | Full | 9400 | 1880 | 23.05 | 24.00 | 1.245 | -0.08 | 0.139 | 0.173 |
| | WCDMA II | RMC 12.2Kbps | Right Tilted | Full | 9400 | 1880 | 23.05 | 24.00 | 1.245 | 0.05 | 0.055 | 0.068 |
| | WCDMA II | RMC 12.2Kbps | Left Cheek | Full | 9400 | 1880 | 23.05 | 24.00 | 1.245 | 0.09 | 0.068 | 0.085 |
| | WCDMA II | RMC 12.2Kbps | Left Tilted | Full | 9400 | 1880 | 23.05 | 24.00 | 1.245 | 0.04 | 0.063 | 0.078 |
| | WCDMA II | RMC 12.2Kbps | Right Cheek | Full | 9262 | 1852.4 | 22.96 | 24.00 | 1.271 | 0.06 | 0.118 | 0.150 |
| | WCDMA II | RMC 12.2Kbps | Right Cheek | Full | 9538 | 1907.6 | 22.86 | 24.00 | 1.300 | -0.02 | 0.101 | 0.131 |
| | WCDMA IV | RMC 12.2Kbps | Right Cheek | Full | 1413 | 1732.6 | 23.23 | 24.00 | 1.194 | 0.04 | 0.126 | 0.150 |
| | WCDMA IV | RMC 12.2Kbps | Right Tilted | Full | 1413 | 1732.6 | 23.23 | 24.00 | 1.194 | 0.03 | 0.095 | 0.113 |
| | WCDMA IV | RMC 12.2Kbps | Left Cheek | Full | 1413 | 1732.6 | 23.23 | 24.00 | 1.194 | 0.01 | 0.149 | 0.178 |
| | WCDMA IV | RMC 12.2Kbps | Left Tilted | Full | 1413 | 1732.6 | 23.23 | 24.00 | 1.194 | 0.09 | 0.086 | 0.103 |
| 04 | WCDMA IV | RMC 12.2Kbps | Left Cheek | Full | 1312 | 1712.4 | 23.16 | 24.00 | 1.213 | -0.02 | 0.159 | 0.193 |
| | WCDMA IV | RMC 12.2Kbps | Left Cheek | Full | 1513 | 1752.6 | 23.10 | 24.00 | 1.230 | 0.09 | 0.146 | 0.180 |
| | WCDMA V | RMC 12.2Kbps | Right Cheek | Full | 4182 | 836.4 | 23.29 | 24.00 | 1.178 | -0.06 | 0.462 | 0.544 |
| | WCDMA V | RMC 12.2Kbps | Right Tilted | Full | 4182 | 836.4 | 23.29 | 24.00 | 1.178 | 0.08 | 0.281 | 0.331 |
| | WCDMA V | RMC 12.2Kbps | Left Cheek | Full | 4182 | 836.4 | 23.29 | 24.00 | 1.178 | 0.04 | 0.331 | 0.390 |
| | WCDMA V | RMC 12.2Kbps | Left Tilted | Full | 4182 | 836.4 | 23.29 | 24.00 | 1.178 | 0.06 | 0.267 | 0.314 |
| | WCDMA V | RMC 12.2Kbps | Right Cheek | Full | 4132 | 826.4 | 23.23 | 24.00 | 1.194 | 0.04 | 0.487 | 0.581 |
| 05 | WCDMA V | RMC 12.2Kbps | Right Cheek | Full | 4233 | 846.6 | 23.14 | 24.00 | 1.219 | -0.14 | 0.481 | 0.586 |



<CDMA SAR>

| Plot No. | Band | Mode | Test Position | Power Reduction | Ch. | Freq. (MHz) | Average Power (dBm) | Tune-Up Limit (dBm) | Tune-up Scaling Factor | Power Drift (dB) | Measured 1g SAR (W/kg) | Reported 1g SAR (W/kg) |
|----------|---------------|----------|---------------|-----------------|------|-------------|---------------------|---------------------|------------------------|------------------|------------------------|------------------------|
| 06 | CDMA2000 BC0 | RC3 SO55 | Right Cheek | Full | 384 | 836.52 | 24.39 | 25.00 | 1.151 | -0.05 | 0.567 | 0.653 |
| | CDMA2000 BC0 | RC3 SO55 | Right Tilted | Full | 384 | 836.52 | 24.39 | 25.00 | 1.151 | 0.04 | 0.312 | 0.359 |
| | CDMA2000 BC0 | RC3 SO55 | Left Cheek | Full | 384 | 836.52 | 24.39 | 25.00 | 1.151 | 0.10 | 0.468 | 0.539 |
| | CDMA2000 BC0 | RC3 SO55 | Left Tilted | Full | 384 | 836.52 | 24.39 | 25.00 | 1.151 | 0.03 | 0.255 | 0.293 |
| | CDMA2000 BC0 | RC3 SO55 | Right Cheek | Full | 1013 | 824.7 | 24.23 | 25.00 | 1.194 | 0.11 | 0.501 | 0.598 |
| | CDMA2000 BC0 | RC3 SO55 | Right Cheek | Full | 777 | 848.31 | 24.33 | 25.00 | 1.167 | 0.05 | 0.499 | 0.582 |
| 07 | CDMA2000 BC10 | RC3 SO55 | Right Cheek | Full | 580 | 820.5 | 24.25 | 25.00 | 1.189 | -0.08 | 0.549 | 0.652 |
| | CDMA2000 BC10 | RC3 SO55 | Right Tilted | Full | 580 | 820.5 | 24.25 | 25.00 | 1.189 | -0.02 | 0.255 | 0.303 |
| | CDMA2000 BC10 | RC3 SO55 | Left Cheek | Full | 580 | 820.5 | 24.25 | 25.00 | 1.189 | 0.03 | 0.407 | 0.484 |
| | CDMA2000 BC10 | RC3 SO55 | Left Tilted | Full | 580 | 820.5 | 24.25 | 25.00 | 1.189 | 0.02 | 0.237 | 0.282 |
| | CDMA2000 BC10 | RC3 SO55 | Right Cheek | Full | 476 | 817.9 | 24.00 | 25.00 | 1.259 | 0.01 | 0.499 | 0.628 |
| | CDMA2000 BC10 | RC3 SO55 | Right Cheek | Full | 684 | 823.1 | 24.13 | 25.00 | 1.222 | 0.03 | 0.509 | 0.622 |
| 08 | CDMA2000 BC1 | RC3 SO55 | Right Cheek | Full | 600 | 1880 | 24.36 | 25.00 | 1.159 | 0.07 | 0.176 | 0.204 |
| | CDMA2000 BC1 | RC3 SO55 | Right Tilted | Full | 600 | 1880 | 24.36 | 25.00 | 1.159 | 0.02 | 0.048 | 0.056 |
| | CDMA2000 BC1 | RC3 SO55 | Left Cheek | Full | 600 | 1880 | 24.36 | 25.00 | 1.159 | 0.02 | 0.078 | 0.091 |
| | CDMA2000 BC1 | RC3 SO55 | Left Tilted | Full | 600 | 1880 | 24.36 | 25.00 | 1.159 | 0.03 | 0.058 | 0.067 |
| | CDMA2000 BC1 | RC3 SO55 | Right Cheek | Full | 25 | 1851.25 | 24.01 | 25.00 | 1.256 | 0.03 | 0.137 | 0.172 |
| | CDMA2000 BC1 | RC3 SO55 | Right Cheek | Full | 1175 | 1908.75 | 24.24 | 25.00 | 1.191 | 0.01 | 0.139 | 0.166 |

<FDD LTE SAR>

| Plot No. | Band | BW (MHz) | Modulation | RB Size | RB offset | Test Position | Power Reduction | Ch. | Freq. (MHz) | Average Power (dBm) | Tune-Up Limit (dBm) | Tune-up Scaling Factor | Power Drift (dB) | Measured 1g SAR (W/kg) | Reported 1g SAR (W/kg) |
|----------|-------------|----------|------------|---------|-----------|---------------|-----------------|-------|-------------|---------------------|---------------------|------------------------|------------------|------------------------|------------------------|
| 09 | LTE Band 7 | 20M | QPSK | 1 | 0 | Right Cheek | Full | 21100 | 2535 | 23.24 | 24.00 | 1.191 | -0.03 | 0.416 | 0.496 |
| | LTE Band 7 | 20M | QPSK | 50 | 0 | Right Cheek | Full | 21100 | 2535 | 22.12 | 23.00 | 1.225 | 0.05 | 0.283 | 0.347 |
| | LTE Band 7 | 20M | QPSK | 1 | 0 | Right Tilted | Full | 21100 | 2535 | 23.24 | 24.00 | 1.191 | 0.05 | 0.351 | 0.418 |
| | LTE Band 7 | 20M | QPSK | 50 | 0 | Right Tilted | Full | 21100 | 2535 | 22.12 | 23.00 | 1.225 | 0.16 | 0.226 | 0.277 |
| | LTE Band 7 | 20M | QPSK | 1 | 0 | Left Cheek | Full | 21100 | 2535 | 23.24 | 24.00 | 1.191 | -0.05 | 0.257 | 0.306 |
| | LTE Band 7 | 20M | QPSK | 50 | 0 | Left Cheek | Full | 21100 | 2535 | 22.12 | 23.00 | 1.225 | 0.03 | 0.321 | 0.393 |
| | LTE Band 7 | 20M | QPSK | 1 | 0 | Left Tilted | Full | 21100 | 2535 | 23.24 | 24.00 | 1.191 | 0.09 | 0.196 | 0.233 |
| | LTE Band 7 | 20M | QPSK | 50 | 0 | Left Tilted | Full | 21100 | 2535 | 22.12 | 23.00 | 1.225 | 0.14 | 0.131 | 0.160 |
| | LTE Band 7 | 20M | QPSK | 1 | 0 | Right Cheek | Full | 20850 | 2510 | 23.13 | 24.00 | 1.222 | 0.02 | 0.400 | 0.489 |
| | LTE Band 7 | 20M | QPSK | 1 | 0 | Right Cheek | Full | 21350 | 2560 | 23.19 | 24.00 | 1.205 | 0.05 | 0.395 | 0.476 |
| 10 | LTE Band 12 | 10M | QPSK | 1 | 0 | Right Cheek | Full | 23095 | 707.5 | 23.18 | 24.00 | 1.208 | 0.05 | 0.317 | 0.383 |
| | LTE Band 12 | 10M | QPSK | 25 | 0 | Right Cheek | Full | 23095 | 707.5 | 22.16 | 23.00 | 1.213 | 0.06 | 0.191 | 0.232 |
| | LTE Band 12 | 10M | QPSK | 1 | 0 | Right Tilted | Full | 23095 | 707.5 | 23.18 | 24.00 | 1.208 | 0.06 | 0.223 | 0.269 |
| | LTE Band 12 | 10M | QPSK | 25 | 0 | Right Tilted | Full | 23095 | 707.5 | 22.16 | 23.00 | 1.213 | -0.06 | 0.112 | 0.136 |
| | LTE Band 12 | 10M | QPSK | 1 | 0 | Left Cheek | Full | 23095 | 707.5 | 23.18 | 24.00 | 1.208 | -0.11 | 0.313 | 0.378 |
| | LTE Band 12 | 10M | QPSK | 25 | 0 | Left Cheek | Full | 23095 | 707.5 | 22.16 | 23.00 | 1.213 | 0.19 | 0.162 | 0.197 |
| | LTE Band 12 | 10M | QPSK | 1 | 0 | Left Tilted | Full | 23095 | 707.5 | 23.18 | 24.00 | 1.208 | 0.08 | 0.186 | 0.225 |
| | LTE Band 12 | 10M | QPSK | 25 | 0 | Left Tilted | Full | 23095 | 707.5 | 22.16 | 23.00 | 1.213 | 0.11 | 0.098 | 0.119 |
| 11 | LTE Band 13 | 10M | QPSK | 1 | 0 | Right Cheek | Full | 23230 | 782 | 23.25 | 24.00 | 1.189 | -0.01 | 0.369 | 0.439 |
| | LTE Band 13 | 10M | QPSK | 25 | 0 | Right Cheek | Full | 23230 | 782 | 22.07 | 23.00 | 1.239 | 0.06 | 0.215 | 0.266 |
| | LTE Band 13 | 10M | QPSK | 1 | 0 | Right Tilted | Full | 23230 | 782 | 23.25 | 24.00 | 1.189 | 0.14 | 0.207 | 0.246 |
| | LTE Band 13 | 10M | QPSK | 25 | 0 | Right Tilted | Full | 23230 | 782 | 22.07 | 23.00 | 1.239 | 0.09 | 0.132 | 0.164 |
| | LTE Band 13 | 10M | QPSK | 1 | 0 | Left Cheek | Full | 23230 | 782 | 23.25 | 24.00 | 1.189 | 0.08 | 0.284 | 0.338 |
| | LTE Band 13 | 10M | QPSK | 25 | 0 | Left Cheek | Full | 23230 | 782 | 22.07 | 23.00 | 1.239 | 0.14 | 0.175 | 0.217 |
| | LTE Band 13 | 10M | QPSK | 1 | 0 | Left Tilted | Full | 23230 | 782 | 23.25 | 24.00 | 1.189 | 0.07 | 0.190 | 0.226 |
| | LTE Band 13 | 10M | QPSK | 25 | 0 | Left Tilted | Full | 23230 | 782 | 22.07 | 23.00 | 1.239 | -0.06 | 0.138 | 0.171 |



| Plot No. | Band | BW (MHz) | Modulation | RB Size | RB offset | Test Position | Power Reduction | Ch. | Freq. (MHz) | Average Power (dBm) | Tune-Up Limit (dBm) | Tune-up Scaling Factor | Power Drift (dB) | Measured 1g SAR (W/kg) | Reported 1g SAR (W/kg) |
|----------|-------------|----------|------------|---------|-----------|---------------|-----------------|--------|-------------|---------------------|---------------------|------------------------|------------------|------------------------|------------------------|
| 12 | LTE Band 25 | 20M | QPSK | 1 | 0 | Right Cheek | Full | 26340 | 1880 | 23.28 | 24.00 | 1.180 | 0.07 | 0.140 | 0.165 |
| | LTE Band 25 | 20M | QPSK | 50 | 0 | Right Cheek | Full | 26340 | 1880 | 22.40 | 23.00 | 1.148 | 0.06 | 0.067 | 0.077 |
| | LTE Band 25 | 20M | QPSK | 1 | 0 | Right Tilted | Full | 26340 | 1880 | 23.28 | 24.00 | 1.180 | 0.06 | 0.058 | 0.068 |
| | LTE Band 25 | 20M | QPSK | 50 | 0 | Right Tilted | Full | 26340 | 1880 | 22.40 | 23.00 | 1.148 | 0.07 | 0.023 | 0.026 |
| | LTE Band 25 | 20M | QPSK | 1 | 0 | Left Cheek | Full | 26340 | 1880 | 23.28 | 24.00 | 1.180 | 0.08 | 0.091 | 0.107 |
| | LTE Band 25 | 20M | QPSK | 50 | 0 | Left Cheek | Full | 26340 | 1880 | 22.40 | 23.00 | 1.148 | 0.16 | 0.044 | 0.051 |
| | LTE Band 25 | 20M | QPSK | 1 | 0 | Left Tilted | Full | 26340 | 1880 | 23.28 | 24.00 | 1.180 | 0.09 | 0.068 | 0.080 |
| | LTE Band 25 | 20M | QPSK | 50 | 0 | Left Tilted | Full | 26340 | 1880 | 22.40 | 23.00 | 1.148 | 0.08 | 0.021 | 0.024 |
| | LTE Band 25 | 20M | QPSK | 1 | 0 | Right Cheek | Full | 26140 | 1860 | 23.14 | 24.00 | 1.219 | 0.04 | 0.115 | 0.140 |
| | LTE Band 25 | 20M | QPSK | 1 | 0 | Right Cheek | Full | 26590 | 1905 | 23.10 | 24.00 | 1.230 | 0.06 | 0.103 | 0.127 |
| 13 | LTE Band 26 | 15M | QPSK | 1 | 0 | Right Cheek | Full | 26865 | 831.5 | 23.27 | 24.00 | 1.183 | 0.03 | 0.502 | 0.594 |
| | LTE Band 26 | 15M | QPSK | 36 | 0 | Right Cheek | Full | 26865 | 831.5 | 22.47 | 23.00 | 1.130 | -0.06 | 0.268 | 0.303 |
| | LTE Band 26 | 15M | QPSK | 1 | 0 | Right Tilted | Full | 26865 | 831.5 | 23.27 | 24.00 | 1.183 | 0.04 | 0.220 | 0.260 |
| | LTE Band 26 | 15M | QPSK | 36 | 0 | Right Tilted | Full | 26865 | 831.5 | 22.47 | 23.00 | 1.130 | 0.06 | 0.126 | 0.142 |
| | LTE Band 26 | 15M | QPSK | 1 | 0 | Left Cheek | Full | 26865 | 831.5 | 23.27 | 24.00 | 1.183 | 0.13 | 0.328 | 0.388 |
| | LTE Band 26 | 15M | QPSK | 36 | 0 | Left Cheek | Full | 26865 | 831.5 | 22.47 | 23.00 | 1.130 | 0.08 | 0.207 | 0.234 |
| | LTE Band 26 | 15M | QPSK | 1 | 0 | Left Tilted | Full | 26865 | 831.5 | 23.27 | 24.00 | 1.183 | 0.16 | 0.241 | 0.285 |
| | LTE Band 26 | 15M | QPSK | 36 | 0 | Left Tilted | Full | 26865 | 831.5 | 22.47 | 23.00 | 1.130 | 0.09 | 0.136 | 0.154 |
| | LTE Band 66 | 20M | QPSK | 1 | 0 | Right Cheek | Full | 132322 | 1745 | 23.36 | 24.00 | 1.159 | 0.08 | 0.109 | 0.126 |
| | LTE Band 66 | 20M | QPSK | 50 | 0 | Right Cheek | Full | 132322 | 1745 | 22.30 | 23.00 | 1.175 | 0.07 | 0.064 | 0.075 |
| | LTE Band 66 | 20M | QPSK | 1 | 0 | Right Tilted | Full | 132322 | 1745 | 23.36 | 24.00 | 1.159 | 0.06 | 0.086 | 0.100 |
| | LTE Band 66 | 20M | QPSK | 50 | 0 | Right Tilted | Full | 132322 | 1745 | 22.30 | 23.00 | 1.175 | 0.01 | 0.053 | 0.062 |
| | LTE Band 66 | 20M | QPSK | 1 | 0 | Left Cheek | Full | 132322 | 1745 | 23.36 | 24.00 | 1.159 | 0.06 | 0.137 | 0.159 |
| | LTE Band 66 | 20M | QPSK | 50 | 0 | Left Cheek | Full | 132322 | 1745 | 22.30 | 23.00 | 1.175 | -0.11 | 0.072 | 0.085 |
| | LTE Band 66 | 20M | QPSK | 1 | 0 | Left Tilted | Full | 132322 | 1745 | 23.36 | 24.00 | 1.159 | 0.09 | 0.086 | 0.100 |
| | LTE Band 66 | 20M | QPSK | 50 | 0 | Left Tilted | Full | 132322 | 1745 | 22.30 | 23.00 | 1.175 | 0.16 | 0.046 | 0.054 |
| 14 | LTE Band 66 | 20M | QPSK | 1 | 0 | Left Cheek | Full | 132072 | 1720 | 23.29 | 24.00 | 1.178 | 0.03 | 0.159 | 0.187 |
| | LTE Band 66 | 20M | QPSK | 1 | 0 | Left Cheek | Full | 132572 | 1770 | 23.33 | 24.00 | 1.167 | 0.06 | 0.137 | 0.160 |
| 15 | LTE Band 71 | 20M | QPSK | 1 | 0 | Right Cheek | Full | 133322 | 683 | 23.38 | 24.00 | 1.153 | 0.12 | 0.246 | 0.284 |
| | LTE Band 71 | 20M | QPSK | 50 | 0 | Right Cheek | Full | 133322 | 683 | 22.94 | 23.00 | 1.014 | 0.04 | 0.125 | 0.127 |
| | LTE Band 71 | 20M | QPSK | 1 | 0 | Right Tilted | Full | 133322 | 683 | 23.38 | 24.00 | 1.153 | 0.03 | 0.096 | 0.111 |
| | LTE Band 71 | 20M | QPSK | 50 | 0 | Right Tilted | Full | 133322 | 683 | 22.94 | 23.00 | 1.014 | 0.09 | 0.064 | 0.065 |
| | LTE Band 71 | 20M | QPSK | 1 | 0 | Left Cheek | Full | 133322 | 683 | 23.38 | 24.00 | 1.153 | 0.11 | 0.195 | 0.225 |
| | LTE Band 71 | 20M | QPSK | 50 | 0 | Left Cheek | Full | 133322 | 683 | 22.94 | 23.00 | 1.014 | 0.09 | 0.111 | 0.113 |
| | LTE Band 71 | 20M | QPSK | 1 | 0 | Left Tilted | Full | 133322 | 683 | 23.38 | 24.00 | 1.153 | -0.08 | 0.090 | 0.104 |
| | LTE Band 71 | 20M | QPSK | 50 | 0 | Left Tilted | Full | 133322 | 683 | 22.94 | 23.00 | 1.014 | -0.07 | 0.050 | 0.051 |



<TDD LTE SAR>

| Plot No. | Band | BW (MHz) | Modulation | RB Size | RB offset | Test Position | Power Reduction | Ch. | Freq. (MHz) | Average Power (dBm) | Tune-Up Limit (dBm) | Tune-up Scaling Factor | Duty Cycle % | Duty Cycle Scaling Factor | Power Drift (dB) | Measured 1g SAR (W/kg) | Reported 1g SAR (W/kg) |
|----------|------------------|----------|------------|---------|-----------|---------------|-----------------|-------------|-------------|---------------------|---------------------|------------------------|--------------|---------------------------|------------------|------------------------|------------------------|
| | LTE Band 41 | 20M | QPSK | 1 | 0 | Right Cheek | Full | 40620 | 2593 | 24.35 | 25.00 | 1.161 | 62.9 | 1.006 | 0.14 | 0.295 | 0.345 |
| | LTE Band 41 | 20M | QPSK | 50 | 0 | Right Cheek | Full | 40620 | 2593 | 22.45 | 23.00 | 1.135 | 62.9 | 1.006 | 0.06 | 0.188 | 0.215 |
| | LTE Band 41 | 20M | QPSK | 1 | 0 | Right Tilted | Full | 40620 | 2593 | 24.35 | 25.00 | 1.161 | 62.9 | 1.006 | 0.03 | 0.261 | 0.305 |
| | LTE Band 41 | 20M | QPSK | 50 | 0 | Right Tilted | Full | 40620 | 2593 | 22.45 | 23.00 | 1.135 | 62.9 | 1.006 | 0.06 | 0.164 | 0.187 |
| | LTE Band 41 | 20M | QPSK | 1 | 0 | Left Cheek | Full | 40620 | 2593 | 24.35 | 25.00 | 1.161 | 62.9 | 1.006 | 0.09 | 0.450 | 0.526 |
| | LTE Band 41 | 20M | QPSK | 50 | 0 | Left Cheek | Full | 40620 | 2593 | 22.45 | 23.00 | 1.135 | 62.9 | 1.006 | 0.08 | 0.291 | 0.332 |
| | LTE Band 41 | 20M | QPSK | 1 | 0 | Left Tilted | Full | 40620 | 2593 | 24.35 | 25.00 | 1.161 | 62.9 | 1.006 | 0.07 | 0.152 | 0.178 |
| | LTE Band 41 | 20M | QPSK | 50 | 0 | Left Tilted | Full | 40620 | 2593 | 22.45 | 23.00 | 1.135 | 62.9 | 1.006 | 0.06 | 0.096 | 0.110 |
| 16 | LTE Band 41 | 20M | QPSK | 1 | 0 | Left Cheek | Full | 39750 | 2506 | 24.31 | 25.00 | 1.172 | 62.9 | 1.006 | 0.09 | 0.499 | 0.588 |
| | LTE Band 41 | 20M | QPSK | 1 | 0 | Left Cheek | Full | 39750+39948 | 2506+2525.8 | 24.24 | 25.00 | 1.191 | 62.9 | 1.006 | 0.09 | 0.451 | 0.540 |
| | LTE Band 41 | 20M | QPSK | 1 | 0 | Left Cheek | Full | 40185 | 2549.5 | 24.34 | 25.00 | 1.164 | 62.9 | 1.006 | 0.06 | 0.467 | 0.547 |
| | LTE Band 41 | 20M | QPSK | 1 | 0 | Left Cheek | Full | 41055 | 2636.5 | 24.23 | 25.00 | 1.194 | 62.9 | 1.006 | 0.09 | 0.420 | 0.504 |
| | LTE Band 41 | 20M | QPSK | 1 | 0 | Left Cheek | Full | 41490 | 2680 | 24.34 | 25.00 | 1.164 | 62.9 | 1.006 | 0.08 | 0.423 | 0.495 |
| | LTE Band 41-HPUE | 20M | QPSK | 1 | 0 | Right Cheek | Full | 40620 | 2593 | 25.68 | 27.00 | 1.355 | 42.9 | 1.009 | 0.06 | 0.225 | 0.308 |
| | LTE Band 41-HPUE | 20M | QPSK | 50 | 0 | Right Cheek | Full | 40620 | 2593 | 23.70 | 25.00 | 1.349 | 42.9 | 1.009 | 0.03 | 0.193 | 0.263 |
| | LTE Band 41-HPUE | 20M | QPSK | 1 | 0 | Right Tilted | Full | 40620 | 2593 | 25.68 | 27.00 | 1.355 | 42.9 | 1.009 | -0.02 | 0.084 | 0.114 |
| | LTE Band 41-HPUE | 20M | QPSK | 50 | 0 | Right Tilted | Full | 40620 | 2593 | 23.70 | 25.00 | 1.349 | 42.9 | 1.009 | 0.03 | 0.088 | 0.120 |
| | LTE Band 41-HPUE | 20M | QPSK | 1 | 0 | Left Cheek | Full | 40620 | 2593 | 25.68 | 27.00 | 1.355 | 42.9 | 1.009 | 0.02 | 0.361 | 0.494 |
| | LTE Band 41-HPUE | 20M | QPSK | 50 | 0 | Left Cheek | Full | 40620 | 2593 | 23.70 | 25.00 | 1.349 | 42.9 | 1.009 | 0.01 | 0.217 | 0.295 |
| | LTE Band 41-HPUE | 20M | QPSK | 1 | 0 | Left Tilted | Full | 40620 | 2593 | 25.68 | 27.00 | 1.355 | 42.9 | 1.009 | 0.03 | 0.097 | 0.133 |
| | LTE Band 41-HPUE | 20M | QPSK | 50 | 0 | Left Tilted | Full | 40620 | 2593 | 23.70 | 25.00 | 1.349 | 42.9 | 1.009 | 0.01 | 0.060 | 0.081 |
| | LTE Band 41-HPUE | 20M | QPSK | 1 | 0 | Left Cheek | Full | 39750 | 2506 | 25.46 | 27.00 | 1.426 | 42.9 | 1.009 | 0.03 | 0.358 | 0.515 |
| | LTE Band 41-HPUE | 20M | QPSK | 1 | 0 | Left Cheek | Full | 40185 | 2549.5 | 25.55 | 27.00 | 1.396 | 42.9 | 1.009 | 0.02 | 0.355 | 0.500 |
| | LTE Band 41-HPUE | 20M | QPSK | 1 | 0 | Left Cheek | Full | 41055 | 2636.5 | 25.34 | 27.00 | 1.466 | 42.9 | 1.009 | 0.01 | 0.311 | 0.460 |
| | LTE Band 41-HPUE | 20M | QPSK | 1 | 0 | Left Cheek | Full | 41490 | 2680 | 25.66 | 27.00 | 1.361 | 42.9 | 1.009 | 0.03 | 0.324 | 0.445 |

<WLAN2.4G SAR>

| Plot No. | Band | Mode | Test Position | Power Reduction | Ch. | Freq. (MHz) | Average Power (dBm) | Tune-Up Limit (dBm) | Tune-up Scaling Factor | Duty Cycle % | Duty Cycle Scaling Factor | Power Drift (dB) | Measured 1g SAR (W/kg) | Reported 1g SAR (W/kg) |
|----------|------------|---------------|---------------|-----------------|-----|-------------|---------------------|---------------------|------------------------|--------------|---------------------------|------------------|------------------------|------------------------|
| | WLAN2.4GHz | 802.11b 1Mbps | Right Cheek | Reduced | 1 | 2412 | 15.30 | 16.00 | 1.175 | 98.28 | 1.018 | 0.02 | 0.389 | 0.465 |
| | WLAN2.4GHz | 802.11b 1Mbps | Right Tilted | Reduced | 1 | 2412 | 15.30 | 16.00 | 1.175 | 98.28 | 1.018 | 0.03 | 0.398 | 0.476 |
| 17 | WLAN2.4GHz | 802.11b 1Mbps | Left Cheek | Reduced | 1 | 2412 | 15.30 | 16.00 | 1.175 | 98.28 | 1.018 | 0.06 | 0.887 | 1.061 |
| | WLAN2.4GHz | 802.11b 1Mbps | Left Tilted | Reduced | 1 | 2412 | 15.30 | 16.00 | 1.175 | 98.28 | 1.018 | 0.04 | 0.547 | 0.654 |
| | WLAN2.4GHz | 802.11b 1Mbps | Left Cheek | Reduced | 6 | 2437 | 14.70 | 16.00 | 1.349 | 98.28 | 1.018 | 0.05 | 0.735 | 1.009 |
| | WLAN2.4GHz | 802.11b 1Mbps | Left Cheek | Reduced | 11 | 2462 | 15.20 | 16.00 | 1.202 | 98.28 | 1.018 | 0.08 | 0.763 | 0.934 |



<WLAN5G SAR>

| Plot No. | Band | Mode | Test Position | Power Reduction | Ch. | Freq. (MHz) | Average Power (dBm) | Tune-Up Limit (dBm) | Tune-up Scaling Factor | Duty Cycle % | Duty Cycle Scaling Factor | Power Drift (dB) | Measured 1g SAR (W/kg) | Reported 1g SAR (W/kg) |
|----------|------------|-------------------|---------------|-----------------|-----|-------------|---------------------|---------------------|------------------------|--------------|---------------------------|------------------|------------------------|------------------------|
| | WLAN5.3GHz | 802.11n-HT40 MCS0 | Right Cheek | Full | 54 | 5270 | 16.47 | 17.00 | 1.130 | 96.03 | 1.041 | -0.01 | 0.061 | 0.072 |
| | WLAN5.3GHz | 802.11n-HT40 MCS0 | Right Tilted | Full | 54 | 5270 | 16.47 | 17.00 | 1.130 | 96.03 | 1.041 | -0.03 | 0.055 | 0.065 |
| 18 | WLAN5.3GHz | 802.11n-HT40 MCS0 | Left Cheek | Full | 54 | 5270 | 16.47 | 17.00 | 1.130 | 96.03 | 1.041 | 0.01 | 0.082 | 0.097 |
| | WLAN5.3GHz | 802.11n-HT40 MCS0 | Left Cheek | Full | 62 | 5310 | 12.90 | 13.00 | 1.023 | 96.03 | 1.041 | 0.05 | 0.024 | 0.026 |
| | WLAN5.3GHz | 802.11n-HT40 MCS0 | Left Tilted | Full | 54 | 5270 | 16.47 | 17.00 | 1.130 | 96.03 | 1.041 | 0.01 | 0.075 | 0.088 |
| | WLAN5.5GHz | 802.11n-HT40 MCS0 | Right Cheek | Full | 110 | 5550 | 17.82 | 18.50 | 1.169 | 96.03 | 1.041 | 0.08 | 0.012 | 0.015 |
| | WLAN5.5GHz | 802.11n-HT40 MCS0 | Right Tilted | Full | 110 | 5550 | 17.82 | 18.50 | 1.169 | 96.03 | 1.041 | 0.06 | 0.016 | 0.019 |
| 19 | WLAN5.5GHz | 802.11n-HT40 MCS0 | Left Cheek | Full | 110 | 5550 | 17.82 | 18.50 | 1.169 | 96.03 | 1.041 | 0.06 | 0.043 | 0.052 |
| | WLAN5.5GHz | 802.11n-HT40 MCS0 | Left Cheek | Full | 102 | 5510 | 15.24 | 16.00 | 1.191 | 96.03 | 1.041 | 0.04 | 0.022 | 0.027 |
| | WLAN5.5GHz | 802.11n-HT40 MCS0 | Left Cheek | Full | 142 | 5710 | 17.56 | 18.50 | 1.242 | 96.03 | 1.041 | 0.05 | 0.038 | 0.049 |
| | WLAN5.5GHz | 802.11n-HT40 MCS0 | Left Tilted | Full | 110 | 5550 | 17.82 | 18.50 | 1.169 | 96.03 | 1.041 | 0.06 | 0.030 | 0.037 |
| | WLAN5.8GHz | 802.11n-HT40 MCS0 | Right Cheek | Full | 151 | 5755 | 17.56 | 18.00 | 1.107 | 96.03 | 1.041 | 0.02 | 0.051 | 0.059 |
| | WLAN5.8GHz | 802.11n-HT40 MCS0 | Right Tilted | Full | 151 | 5755 | 17.56 | 18.00 | 1.107 | 96.03 | 1.041 | 0.05 | 0.049 | 0.056 |
| | WLAN5.8GHz | 802.11n-HT40 MCS0 | Left Cheek | Full | 151 | 5755 | 17.56 | 18.00 | 1.107 | 96.03 | 1.041 | -0.01 | 0.103 | 0.119 |
| 20 | WLAN5.8GHz | 802.11n-HT40 MCS0 | Left Cheek | Full | 159 | 5795 | 17.53 | 18.00 | 1.114 | 96.03 | 1.041 | 0.09 | 0.126 | 0.146 |
| | WLAN5.8GHz | 802.11n-HT40 MCS0 | Left Tilted | Full | 151 | 5755 | 17.56 | 18.00 | 1.107 | 96.03 | 1.041 | -0.06 | 0.054 | 0.062 |

<Bluetooth SAR>

| Plot No. | Band | Mode | Test Position | Power Reduction | Ch. | Freq. (MHz) | Average Power (dBm) | Tune-Up Limit (dBm) | Tune-up Scaling Factor | Duty Cycle % | Duty Cycle Scaling Factor | Power Drift (dB) | Measured 1g SAR (W/kg) | Reported 1g SAR (W/kg) |
|----------|-----------|-------|---------------|-----------------|-----|-------------|---------------------|---------------------|------------------------|--------------|---------------------------|------------------|------------------------|------------------------|
| 21 | Bluetooth | 1Mbps | Left Cheek | Full | 39 | 2441 | 11.00 | 11.50 | 1.122 | 76.84 | 1.084 | -0.09 | 0.273 | 0.332 |
| | Bluetooth | 1Mbps | Left Cheek | Full | 0 | 2402 | 10.10 | 11.50 | 1.380 | 76.84 | 1.084 | 0.05 | 0.218 | 0.326 |
| | Bluetooth | 1Mbps | Left Cheek | Full | 78 | 2480 | 10.90 | 11.50 | 1.148 | 76.84 | 1.084 | 0.02 | 0.265 | 0.330 |



15.2 Hotspot SAR

<GSM SAR>

| Plot No. | Band | Mode | Test Position | Gap (mm) | Power Reduction | Ch. | Freq. (MHz) | Average Power (dBm) | Tune-Up Limit (dBm) | Tune-up Scaling Factor | Power Drift (dB) | Measured 1g SAR (W/kg) | Reported 1g SAR (W/kg) |
|----------|----------|-----------------|---------------|----------|-----------------|-----|-------------|---------------------|---------------------|------------------------|------------------|------------------------|------------------------|
| | GSM 850 | GPRS 2 Tx slots | Front | 5mm | Full | 189 | 836.4 | 29.11 | 30.50 | 1.377 | 0.04 | 0.604 | 0.832 |
| 22 | GSM 850 | GPRS 2 Tx slots | Front | 5mm | Full | 128 | 824.2 | 28.86 | 30.50 | 1.459 | 0.02 | 0.847 | 1.236 |
| | GSM 850 | GPRS 2 Tx slots | Front | 5mm | Full | 251 | 848.8 | 29.10 | 30.50 | 1.380 | 0.11 | 0.449 | 0.620 |
| | GSM 850 | GPRS 2 Tx slots | Back | 5mm | Full | 189 | 836.4 | 29.11 | 30.50 | 1.377 | -0.01 | 0.605 | 0.833 |
| | GSM 850 | GPRS 2 Tx slots | Back | 5mm | Full | 128 | 824.2 | 28.86 | 30.50 | 1.459 | 0.03 | 0.790 | 1.152 |
| | GSM 850 | GPRS 2 Tx slots | Back | 5mm | Full | 251 | 848.8 | 29.10 | 30.50 | 1.380 | 0.06 | 0.482 | 0.665 |
| | GSM 850 | GPRS 2 Tx slots | Left Side | 5mm | Full | 189 | 836.4 | 29.11 | 30.50 | 1.377 | 0.05 | 0.183 | 0.252 |
| | GSM 850 | GPRS 2 Tx slots | Right Side | 5mm | Full | 189 | 836.4 | 29.11 | 30.50 | 1.377 | 0.13 | 0.389 | 0.536 |
| | GSM 850 | GPRS 2 Tx slots | Bottom Side | 5mm | Full | 189 | 836.4 | 29.11 | 30.50 | 1.377 | -0.15 | 0.455 | 0.627 |
| 23 | GSM 1900 | GPRS 2 Tx slots | Front | 5mm | Reduced | 661 | 1880 | 22.42 | 24.00 | 1.439 | 0.05 | 0.890 | 1.281 |
| | GSM 1900 | GPRS 2 Tx slots | Front | 5mm | Reduced | 512 | 1850.2 | 22.39 | 24.00 | 1.449 | -0.01 | 0.793 | 1.149 |
| | GSM 1900 | GPRS 2 Tx slots | Front | 5mm | Reduced | 810 | 1909.8 | 22.33 | 24.00 | 1.469 | 0.03 | 0.803 | 1.180 |
| | GSM 1900 | GPRS 2 Tx slots | Back | 5mm | Reduced | 661 | 1880 | 22.42 | 24.00 | 1.439 | 0.02 | 0.757 | 1.089 |
| | GSM 1900 | GPRS 2 Tx slots | Back | 5mm | Reduced | 512 | 1850.2 | 22.39 | 24.00 | 1.449 | -0.02 | 0.750 | 1.087 |
| | GSM 1900 | GPRS 2 Tx slots | Back | 5mm | Reduced | 810 | 1909.8 | 22.33 | 24.00 | 1.469 | 0.09 | 0.817 | 1.200 |
| | GSM 1900 | GPRS 2 Tx slots | Left Side | 5mm | Reduced | 661 | 1880 | 20.20 | 21.50 | 1.349 | 0.12 | 0.029 | 0.039 |
| | GSM 1900 | GPRS 2 Tx slots | Right Side | 5mm | Reduced | 661 | 1880 | 20.20 | 21.50 | 1.349 | 0.03 | 0.024 | 0.032 |
| | GSM 1900 | GPRS 2 Tx slots | Bottom Side | 5mm | Reduced | 661 | 1880 | 20.20 | 21.50 | 1.349 | -0.06 | 0.722 | 0.974 |
| | GSM 1900 | GPRS 2 Tx slots | Bottom Side | 5mm | Reduced | 512 | 1850.2 | 20.03 | 21.50 | 1.403 | -0.04 | 0.689 | 0.967 |
| | GSM 1900 | GPRS 2 Tx slots | Bottom Side | 5mm | Reduced | 810 | 1909.8 | 20.12 | 21.50 | 1.374 | 0.08 | 0.741 | 1.018 |



<WCDMA SAR>

| Plot No. | Band | Mode | Test Position | Gap (mm) | Power Reduction | Ch. | Freq. (MHz) | Average Power (dBm) | Tune-Up Limit (dBm) | Tune-up Scaling Factor | Power Drift (dB) | Measured 1g SAR (W/kg) | Reported 1g SAR (W/kg) |
|----------|----------|--------------|---------------|----------|-----------------|------|-------------|---------------------|---------------------|------------------------|------------------|------------------------|------------------------|
| | WCDMA II | RMC 12.2Kbps | Front | 5mm | Reduced | 9400 | 1880 | 13.86 | 15.00 | 1.300 | 0.02 | 0.869 | 1.130 |
| | WCDMA II | RMC 12.2Kbps | Front | 5mm | Reduced | 9262 | 1852.4 | 13.80 | 15.00 | 1.318 | 0.01 | 0.833 | 1.098 |
| | WCDMA II | RMC 12.2Kbps | Front | 5mm | Reduced | 9538 | 1907.6 | 13.79 | 15.00 | 1.321 | 0.09 | 0.774 | 1.023 |
| | WCDMA II | RMC 12.2Kbps | Back | 5mm | Reduced | 9400 | 1880 | 13.86 | 15.00 | 1.300 | 0.02 | 0.752 | 0.978 |
| | WCDMA II | RMC 12.2Kbps | Back | 5mm | Reduced | 9262 | 1852.4 | 13.80 | 15.00 | 1.318 | 0.04 | 0.723 | 0.953 |
| | WCDMA II | RMC 12.2Kbps | Back | 5mm | Reduced | 9538 | 1907.6 | 13.79 | 15.00 | 1.321 | 0.01 | 0.715 | 0.945 |
| | WCDMA II | RMC 12.2Kbps | Left Side | 5mm | Reduced | 9400 | 1880 | 11.81 | 13.00 | 1.315 | 0.05 | 0.042 | 0.055 |
| | WCDMA II | RMC 12.2Kbps | Right Side | 5mm | Reduced | 9400 | 1880 | 11.81 | 13.00 | 1.315 | 0.01 | 0.081 | 0.107 |
| | WCDMA II | RMC 12.2Kbps | Bottom Side | 5mm | Reduced | 9400 | 1880 | 11.81 | 13.00 | 1.315 | 0.01 | 0.930 | 1.223 |
| | WCDMA II | RMC 12.2Kbps | Bottom Side | 5mm | Reduced | 9262 | 1852.4 | 11.75 | 13.00 | 1.334 | -0.09 | 0.924 | 1.232 |
| 24 | WCDMA II | RMC 12.2Kbps | Bottom Side | 5mm | Reduced | 9538 | 1907.6 | 11.55 | 13.00 | 1.396 | 0.05 | 0.886 | 1.237 |
| | WCDMA IV | RMC 12.2Kbps | Front | 5mm | Reduced | 1413 | 1732.6 | 15.31 | 16.00 | 1.172 | -0.06 | 1.110 | 1.301 |
| | WCDMA IV | RMC 12.2Kbps | Front | 5mm | Reduced | 1312 | 1712.4 | 15.32 | 16.00 | 1.169 | 0.08 | 0.907 | 1.061 |
| | WCDMA IV | RMC 12.2Kbps | Front | 5mm | Reduced | 1513 | 1752.6 | 15.24 | 16.00 | 1.191 | 0.02 | 1.040 | 1.239 |
| | WCDMA IV | RMC 12.2Kbps | Back | 5mm | Reduced | 1413 | 1732.6 | 15.31 | 16.00 | 1.172 | 0.03 | 0.886 | 1.039 |
| | WCDMA IV | RMC 12.2Kbps | Back | 5mm | Reduced | 1312 | 1712.4 | 15.32 | 16.00 | 1.169 | 0.04 | 0.820 | 0.959 |
| | WCDMA IV | RMC 12.2Kbps | Back | 5mm | Reduced | 1513 | 1752.6 | 15.24 | 16.00 | 1.191 | 0.02 | 0.943 | 1.123 |
| | WCDMA IV | RMC 12.2Kbps | Left Side | 5mm | Reduced | 1413 | 1732.6 | 13.29 | 14.00 | 1.178 | -0.01 | 0.049 | 0.057 |
| | WCDMA IV | RMC 12.2Kbps | Right Side | 5mm | Reduced | 1413 | 1732.6 | 13.29 | 14.00 | 1.178 | 0.05 | 0.012 | 0.015 |
| | WCDMA IV | RMC 12.2Kbps | Bottom Side | 5mm | Reduced | 1413 | 1732.6 | 13.29 | 14.00 | 1.178 | -0.07 | 1.090 | 1.284 |
| | WCDMA IV | RMC 12.2Kbps | Bottom Side | 5mm | Reduced | 1312 | 1712.4 | 13.24 | 14.00 | 1.191 | -0.07 | 0.971 | 1.157 |
| 25 | WCDMA IV | RMC 12.2Kbps | Bottom Side | 5mm | Reduced | 1513 | 1752.6 | 13.25 | 14.00 | 1.189 | 0.01 | 1.180 | 1.402 |
| | WCDMA V | RMC 12.2Kbps | Front | 5mm | Reduced | 4182 | 836.4 | 21.28 | 22.00 | 1.180 | -0.01 | 0.981 | 1.158 |
| | WCDMA V | RMC 12.2Kbps | Front | 5mm | Reduced | 4132 | 826.4 | 20.91 | 22.00 | 1.285 | 0.03 | 0.962 | 1.236 |
| 26 | WCDMA V | RMC 12.2Kbps | Front | 5mm | Reduced | 4233 | 846.6 | 21.20 | 22.00 | 1.202 | 0.06 | 1.180 | 1.419 |
| | WCDMA V | RMC 12.2Kbps | Back | 5mm | Reduced | 4182 | 836.4 | 21.28 | 22.00 | 1.180 | 0.02 | 0.866 | 1.022 |
| | WCDMA V | RMC 12.2Kbps | Back | 5mm | Reduced | 4132 | 826.4 | 20.91 | 22.00 | 1.285 | 0.09 | 0.853 | 1.096 |
| | WCDMA V | RMC 12.2Kbps | Back | 5mm | Reduced | 4233 | 846.6 | 21.20 | 22.00 | 1.202 | 0.03 | 0.947 | 1.139 |
| | WCDMA V | RMC 12.2Kbps | Left Side | 5mm | Reduced | 4182 | 836.4 | 21.28 | 22.00 | 1.180 | 0.04 | 0.227 | 0.268 |
| | WCDMA V | RMC 12.2Kbps | Right Side | 5mm | Reduced | 4182 | 836.4 | 21.28 | 22.00 | 1.180 | 0.02 | 0.534 | 0.630 |
| | WCDMA V | RMC 12.2Kbps | Bottom Side | 5mm | Reduced | 4182 | 836.4 | 21.28 | 22.00 | 1.180 | -0.01 | 0.587 | 0.693 |
| | WCDMA V | RMC 12.2Kbps | Bottom Side | 5mm | Reduced | 4132 | 826.4 | 20.91 | 22.00 | 1.285 | 0.05 | 0.823 | 1.058 |
| | WCDMA V | RMC 12.2Kbps | Bottom Side | 5mm | Reduced | 4233 | 846.6 | 21.20 | 22.00 | 1.202 | -0.12 | 0.728 | 0.875 |



<CDMA SAR>

| Plot No. | Band | Mode | Test Position | Gap (mm) | Power Reduction | Ch. | Freq. (MHz) | Average Power (dBm) | Tune-Up Limit (dBm) | Tune-up Scaling Factor | Power Drift (dB) | Measured 1g SAR (W/kg) | Reported 1g SAR (W/kg) |
|----------|---------------|----------------|---------------|----------|-----------------|------|-------------|---------------------|---------------------|------------------------|------------------|------------------------|------------------------|
| | CDMA2000 BC0 | RTAP 153.6Kbps | Front | 5mm | Reduced | 384 | 836.52 | 22.27 | 23.00 | 1.183 | -0.02 | 1.020 | 1.207 |
| | CDMA2000 BC0 | RTAP 153.6Kbps | Front | 5mm | Reduced | 1013 | 824.7 | 22.24 | 23.00 | 1.191 | 0.03 | 1.010 | 1.203 |
| 27 | CDMA2000 BC0 | RTAP 153.6Kbps | Front | 5mm | Reduced | 777 | 848.31 | 22.21 | 23.00 | 1.199 | -0.03 | 1.110 | 1.331 |
| | CDMA2000 BC0 | RTAP 153.6Kbps | Back | 5mm | Reduced | 384 | 836.52 | 22.27 | 23.00 | 1.183 | 0.01 | 0.953 | 1.127 |
| | CDMA2000 BC0 | RTAP 153.6Kbps | Back | 5mm | Reduced | 1013 | 824.7 | 22.24 | 23.00 | 1.191 | 0.11 | 1.000 | 1.191 |
| | CDMA2000 BC0 | RTAP 153.6Kbps | Back | 5mm | Reduced | 777 | 848.31 | 22.21 | 23.00 | 1.199 | 0.09 | 0.998 | 1.197 |
| | CDMA2000 BC0 | RTAP 153.6Kbps | Left Side | 5mm | Reduced | 384 | 836.52 | 22.27 | 23.00 | 1.183 | 0.05 | 0.222 | 0.263 |
| | CDMA2000 BC0 | RTAP 153.6Kbps | Right Side | 5mm | Reduced | 384 | 836.52 | 22.27 | 23.00 | 1.183 | 0.02 | 0.556 | 0.658 |
| | CDMA2000 BC0 | RTAP 153.6Kbps | Bottom Side | 5mm | Reduced | 384 | 836.52 | 22.27 | 23.00 | 1.183 | -0.07 | 0.760 | 0.899 |
| | CDMA2000 BC0 | RTAP 153.6Kbps | Bottom Side | 5mm | Reduced | 1013 | 824.7 | 22.24 | 23.00 | 1.191 | 0.06 | 0.766 | 0.912 |
| | CDMA2000 BC0 | RTAP 153.6Kbps | Bottom Side | 5mm | Reduced | 777 | 848.31 | 22.21 | 23.00 | 1.199 | 0.01 | 0.749 | 0.898 |
| | CDMA2000 BC10 | RTAP 153.6Kbps | Front | 5mm | Reduced | 580 | 820.5 | 22.44 | 23.00 | 1.138 | -0.03 | 1.030 | 1.172 |
| | CDMA2000 BC10 | RTAP 153.6Kbps | Front | 5mm | Reduced | 476 | 817.9 | 22.34 | 23.00 | 1.164 | -0.03 | 1.010 | 1.176 |
| 28 | CDMA2000 BC10 | RTAP 153.6Kbps | Front | 5mm | Reduced | 684 | 823.1 | 22.43 | 23.00 | 1.140 | -0.04 | 1.050 | 1.197 |
| | CDMA2000 BC10 | RTAP 153.6Kbps | Back | 5mm | Reduced | 580 | 820.5 | 22.44 | 23.00 | 1.138 | 0.04 | 0.906 | 1.031 |
| | CDMA2000 BC10 | RTAP 153.6Kbps | Back | 5mm | Reduced | 476 | 817.9 | 22.34 | 23.00 | 1.164 | 0.01 | 0.914 | 1.064 |
| | CDMA2000 BC10 | RTAP 153.6Kbps | Back | 5mm | Reduced | 684 | 823.1 | 22.43 | 23.00 | 1.140 | 0.09 | 0.930 | 1.060 |
| | CDMA2000 BC10 | RTAP 153.6Kbps | Left Side | 5mm | Reduced | 580 | 820.5 | 22.44 | 23.00 | 1.138 | 0.02 | 0.239 | 0.272 |
| | CDMA2000 BC10 | RTAP 153.6Kbps | Right Side | 5mm | Reduced | 580 | 820.5 | 22.44 | 23.00 | 1.138 | 0.08 | 0.510 | 0.580 |
| | CDMA2000 BC10 | RTAP 153.6Kbps | Bottom Side | 5mm | Reduced | 580 | 820.5 | 22.44 | 23.00 | 1.138 | 0.01 | 0.722 | 0.821 |
| | CDMA2000 BC10 | RTAP 153.6Kbps | Bottom Side | 5mm | Reduced | 476 | 817.9 | 22.34 | 23.00 | 1.164 | 0.09 | 0.829 | 0.965 |
| | CDMA2000 BC10 | RTAP 153.6Kbps | Bottom Side | 5mm | Reduced | 684 | 823.1 | 22.43 | 23.00 | 1.140 | 0.02 | 0.840 | 0.958 |
| | CDMA2000 BC1 | RTAP 153.6Kbps | Front | 5mm | Reduced | 600 | 1880 | 14.56 | 15.00 | 1.107 | 0.09 | 0.692 | 0.766 |
| | CDMA2000 BC1 | RTAP 153.6Kbps | Front | 5mm | Reduced | 25 | 1851.25 | 14.54 | 15.00 | 1.112 | 0.02 | 0.688 | 0.765 |
| | CDMA2000 BC1 | RTAP 153.6Kbps | Front | 5mm | Reduced | 1175 | 1908.75 | 14.18 | 15.00 | 1.208 | 0.11 | 0.621 | 0.750 |
| | CDMA2000 BC1 | RTAP 153.6Kbps | Back | 5mm | Reduced | 600 | 1880 | 14.56 | 15.00 | 1.107 | 0.09 | 0.624 | 0.691 |
| | CDMA2000 BC1 | RTAP 153.6Kbps | Back | 5mm | Reduced | 25 | 1851.25 | 14.54 | 15.00 | 1.112 | 0.05 | 0.611 | 0.679 |
| | CDMA2000 BC1 | RTAP 153.6Kbps | Back | 5mm | Reduced | 1175 | 1908.75 | 14.18 | 15.00 | 1.208 | -0.04 | 0.590 | 0.713 |
| | CDMA2000 BC1 | RTAP 153.6Kbps | Left Side | 5mm | Reduced | 600 | 1880 | 14.56 | 15.00 | 1.107 | 0.04 | 0.407 | 0.450 |
| | CDMA2000 BC1 | RTAP 153.6Kbps | Right Side | 5mm | Reduced | 600 | 1880 | 14.56 | 15.00 | 1.107 | 0.02 | 0.995 | 1.101 |
| | CDMA2000 BC1 | RTAP 153.6Kbps | Right Side | 5mm | Reduced | 25 | 1851.25 | 14.54 | 15.00 | 1.112 | 0.01 | 0.864 | 0.961 |
| | CDMA2000 BC1 | RTAP 153.6Kbps | Right Side | 5mm | Reduced | 1175 | 1908.75 | 14.18 | 15.00 | 1.208 | -0.04 | 0.937 | 1.132 |
| | CDMA2000 BC1 | RTAP 153.6Kbps | Bottom Side | 5mm | Reduced | 600 | 1880 | 14.56 | 15.00 | 1.107 | 0.03 | 1.210 | 1.339 |
| | CDMA2000 BC1 | RTAP 153.6Kbps | Bottom Side | 5mm | Reduced | 25 | 1851.25 | 14.54 | 15.00 | 1.112 | 0.03 | 1.180 | 1.312 |
| 29 | CDMA2000 BC1 | RTAP 153.6Kbps | Bottom Side | 5mm | Reduced | 1175 | 1908.75 | 14.18 | 15.00 | 1.208 | 0.03 | 1.160 | 1.401 |



<FDD LTE SAR>

| Plot No. | Band | BW (MHz) | Modulation | RB Size | RB offset | Test Position | Gap (mm) | Power Reduction | Ch. | Freq. (MHz) | Average Power (dBm) | Tune-Up Limit (dBm) | Tune-up Scaling Factor | Power Drift (dB) | Measured 1g SAR (W/kg) | Reported 1g SAR (W/kg) |
|----------|-------------|----------|------------|---------|-----------|---------------|----------|-----------------|-------|-------------|---------------------|---------------------|------------------------|------------------|------------------------|------------------------|
| | LTE Band 7 | 20M | QPSK | 1 | 0 | Front | 5mm | Reduced | 21100 | 2535 | 17.83 | 18.50 | 1.167 | 0.06 | 0.927 | 1.082 |
| | LTE Band 7 | 20M | QPSK | 1 | 0 | Front | 5mm | Reduced | 20850 | 2510 | 17.74 | 18.50 | 1.191 | 0.03 | 0.876 | 1.044 |
| | LTE Band 7 | 20M | QPSK | 1 | 0 | Front | 5mm | Reduced | 21350 | 2560 | 17.76 | 18.50 | 1.186 | -0.06 | 0.954 | 1.131 |
| | LTE Band 7 | 20M | QPSK | 50 | 0 | Front | 5mm | Reduced | 21100 | 2535 | 17.71 | 18.50 | 1.199 | -0.04 | 0.923 | 1.107 |
| | LTE Band 7 | 20M | QPSK | 50 | 0 | Front | 5mm | Reduced | 20850 | 2510 | 17.58 | 18.50 | 1.236 | 0.08 | 0.820 | 1.013 |
| | LTE Band 7 | 20M | QPSK | 50 | 0 | Front | 5mm | Reduced | 21350 | 2560 | 17.70 | 18.50 | 1.202 | 0.01 | 0.897 | 1.078 |
| | LTE Band 7 | 20M | QPSK | 100 | 0 | Front | 5mm | Reduced | 21100 | 2535 | 17.63 | 18.50 | 1.222 | 0.03 | 0.955 | 1.167 |
| | LTE Band 7 | 20M | QPSK | 1 | 0 | Back | 5mm | Reduced | 21100 | 2535 | 17.83 | 18.50 | 1.167 | -0.01 | 1.080 | 1.260 |
| | LTE Band 7 | 20M | QPSK | 1 | 0 | Back | 5mm | Reduced | 20850 | 2510 | 17.74 | 18.50 | 1.191 | -0.04 | 0.980 | 1.167 |
| | LTE Band 7 | 20M | QPSK | 1 | 0 | Back | 5mm | Reduced | 21350 | 2560 | 17.76 | 18.50 | 1.186 | -0.12 | 1.020 | 1.209 |
| | LTE Band 7 | 20M | QPSK | 50 | 0 | Back | 5mm | Reduced | 21100 | 2535 | 17.71 | 18.50 | 1.199 | -0.08 | 1.090 | 1.307 |
| | LTE Band 7 | 20M | QPSK | 50 | 0 | Back | 5mm | Reduced | 20850 | 2510 | 17.58 | 18.50 | 1.236 | 0.06 | 1.030 | 1.273 |
| 30 | LTE Band 7 | 20M | QPSK | 50 | 0 | Back | 5mm | Reduced | 21350 | 2560 | 17.70 | 18.50 | 1.202 | 0.01 | 1.190 | 1.431 |
| | LTE Band 7 | 20M | QPSK | 100 | 0 | Back | 5mm | Reduced | 21100 | 2535 | 17.63 | 18.50 | 1.222 | 0.06 | 1.100 | 1.344 |
| | LTE Band 7 | 20M | QPSK | 1 | 0 | Left Side | 5mm | Reduced | 21100 | 2535 | 17.83 | 18.50 | 1.167 | 0.09 | 0.544 | 0.635 |
| | LTE Band 7 | 20M | QPSK | 50 | 0 | Left Side | 5mm | Reduced | 21100 | 2535 | 17.71 | 18.50 | 1.199 | 0.08 | 0.464 | 0.557 |
| | LTE Band 7 | 20M | QPSK | 1 | 0 | Right Side | 5mm | Reduced | 21100 | 2535 | 17.83 | 18.50 | 1.167 | -0.08 | 0.097 | 0.113 |
| | LTE Band 7 | 20M | QPSK | 50 | 0 | Right Side | 5mm | Reduced | 21100 | 2535 | 17.71 | 18.50 | 1.199 | -0.04 | 0.093 | 0.111 |
| | LTE Band 7 | 20M | QPSK | 1 | 0 | Bottom Side | 5mm | Reduced | 21100 | 2535 | 17.83 | 18.50 | 1.167 | -0.05 | 0.721 | 0.841 |
| | LTE Band 7 | 20M | QPSK | 1 | 0 | Bottom Side | 5mm | Reduced | 20850 | 2510 | 17.74 | 18.50 | 1.191 | 0.09 | 0.710 | 0.846 |
| | LTE Band 7 | 20M | QPSK | 1 | 0 | Bottom Side | 5mm | Reduced | 21350 | 2560 | 17.76 | 18.50 | 1.186 | 0.01 | 0.740 | 0.877 |
| | LTE Band 7 | 20M | QPSK | 50 | 0 | Bottom Side | 5mm | Reduced | 21100 | 2535 | 17.71 | 18.50 | 1.199 | -0.05 | 0.707 | 0.848 |
| | LTE Band 7 | 20M | QPSK | 50 | 0 | Bottom Side | 5mm | Reduced | 20850 | 2510 | 17.58 | 18.50 | 1.236 | 0.06 | 0.709 | 0.876 |
| | LTE Band 7 | 20M | QPSK | 50 | 0 | Bottom Side | 5mm | Reduced | 21350 | 2560 | 17.64 | 18.50 | 1.219 | -0.12 | 0.737 | 0.898 |
| | LTE Band 7 | 20M | QPSK | 100 | 0 | Bottom Side | 5mm | Reduced | 21100 | 2535 | 17.63 | 18.50 | 1.222 | 0.06 | 0.730 | 0.892 |
| | LTE Band 12 | 10M | QPSK | 1 | 0 | Front | 5mm | Full | 23095 | 707.5 | 23.18 | 24.00 | 1.208 | 0.01 | 0.761 | 0.919 |
| | LTE Band 12 | 10M | QPSK | 25 | 0 | Front | 5mm | Full | 23095 | 707.5 | 22.16 | 23.00 | 1.213 | -0.09 | 0.541 | 0.656 |
| | LTE Band 12 | 10M | QPSK | 50 | 0 | Front | 5mm | Full | 23095 | 707.5 | 22.08 | 23.00 | 1.236 | 0.02 | 0.528 | 0.653 |
| 31 | LTE Band 12 | 10M | QPSK | 1 | 0 | Back | 5mm | Full | 23095 | 707.5 | 23.18 | 24.00 | 1.208 | 0.05 | 1.010 | 1.220 |
| | LTE Band 12 | 10M | QPSK | 25 | 0 | Back | 5mm | Full | 23095 | 707.5 | 22.16 | 23.00 | 1.213 | 0.05 | 0.562 | 0.682 |
| | LTE Band 12 | 10M | QPSK | 50 | 0 | Back | 5mm | Full | 23095 | 707.5 | 22.08 | 23.00 | 1.236 | 0.06 | 0.517 | 0.639 |
| | LTE Band 12 | 10M | QPSK | 1 | 0 | Left Side | 5mm | Full | 23095 | 707.5 | 23.18 | 24.00 | 1.208 | 0.01 | 0.588 | 0.710 |
| | LTE Band 12 | 10M | QPSK | 25 | 0 | Left Side | 5mm | Full | 23095 | 707.5 | 22.16 | 23.00 | 1.213 | 0.09 | 0.295 | 0.358 |
| | LTE Band 12 | 10M | QPSK | 1 | 0 | Right Side | 5mm | Full | 23095 | 707.5 | 23.18 | 24.00 | 1.208 | -0.01 | 0.851 | 1.028 |
| | LTE Band 12 | 10M | QPSK | 25 | 0 | Right Side | 5mm | Full | 23095 | 707.5 | 22.16 | 23.00 | 1.213 | 0.04 | 0.437 | 0.530 |
| | LTE Band 12 | 10M | QPSK | 1 | 0 | Bottom Side | 5mm | Full | 23095 | 707.5 | 23.18 | 24.00 | 1.208 | 0.17 | 0.769 | 0.929 |
| | LTE Band 12 | 10M | QPSK | 25 | 0 | Bottom Side | 5mm | Full | 23095 | 707.5 | 22.16 | 23.00 | 1.213 | -0.02 | 0.385 | 0.467 |
| | LTE Band 12 | 10M | QPSK | 50 | 0 | Bottom Side | 5mm | Full | 23095 | 707.5 | 22.08 | 23.00 | 1.236 | 0.05 | 0.397 | 0.491 |
| 32 | LTE Band 13 | 10M | QPSK | 1 | 0 | Front | 5mm | Full | 23230 | 782 | 23.25 | 24.00 | 1.189 | -0.06 | 1.050 | 1.248 |
| | LTE Band 13 | 10M | QPSK | 25 | 0 | Front | 5mm | Full | 23230 | 782 | 22.07 | 23.00 | 1.239 | 0.02 | 0.746 | 0.924 |
| | LTE Band 13 | 10M | QPSK | 50 | 0 | Front | 5mm | Full | 23230 | 782 | 22.07 | 23.00 | 1.239 | 0.05 | 0.594 | 0.736 |
| | LTE Band 13 | 10M | QPSK | 1 | 0 | Back | 5mm | Full | 23230 | 782 | 23.25 | 24.00 | 1.189 | 0.11 | 0.938 | 1.115 |
| | LTE Band 13 | 10M | QPSK | 25 | 0 | Back | 5mm | Full | 23230 | 782 | 22.07 | 23.00 | 1.239 | 0.06 | 0.665 | 0.824 |
| | LTE Band 13 | 10M | QPSK | 50 | 0 | Back | 5mm | Full | 23230 | 782 | 22.07 | 23.00 | 1.239 | 0.02 | 0.697 | 0.863 |
| | LTE Band 13 | 10M | QPSK | 1 | 0 | Left Side | 5mm | Full | 23230 | 782 | 23.25 | 24.00 | 1.189 | 0.05 | 0.347 | 0.412 |
| | LTE Band 13 | 10M | QPSK | 25 | 0 | Left Side | 5mm | Full | 23230 | 782 | 22.07 | 23.00 | 1.239 | -0.02 | 0.214 | 0.265 |
| | LTE Band 13 | 10M | QPSK | 1 | 0 | Right Side | 5mm | Full | 23230 | 782 | 23.25 | 24.00 | 1.189 | 0.01 | 0.620 | 0.737 |
| | LTE Band 13 | 10M | QPSK | 25 | 0 | Right Side | 5mm | Full | 23230 | 782 | 22.07 | 23.00 | 1.239 | 0.09 | 0.417 | 0.517 |
| | LTE Band 13 | 10M | QPSK | 1 | 0 | Bottom Side | 5mm | Full | 23230 | 782 | 23.25 | 24.00 | 1.189 | 0.01 | 1.030 | 1.224 |
| | LTE Band 13 | 10M | QPSK | 25 | 0 | Bottom Side | 5mm | Full | 23230 | 782 | 22.07 | 23.00 | 1.239 | 0.09 | 0.615 | 0.762 |
| | LTE Band 13 | 10M | QPSK | 50 | 0 | Bottom Side | 5mm | Full | 23230 | 782 | 22.07 | 23.00 | 1.239 | 0.06 | 0.632 | 0.783 |



FCC SAR Test Report

Report No. : FA080709

| Plot No. | Band | BW (MHz) | Modulation | RB Size | RB offset | Test Position | Gap (mm) | Power Reduction | Ch. | Freq. (MHz) | Average Power (dBm) | Tune-Up Limit (dBm) | Tune-up Scaling Factor | Power Drift (dB) | Measured 1g SAR (W/kg) | Reported 1g SAR (W/kg) |
|----------|-------------|----------|------------|---------|-----------|---------------|----------|-----------------|-------|-------------|---------------------|---------------------|------------------------|------------------|------------------------|------------------------|
| | LTE Band 25 | 20M | QPSK | 1 | 0 | Front | 5mm | Reduced | 26340 | 1880 | 16.12 | 16.50 | 1.091 | 0.06 | 1.190 | 1.299 |
| | LTE Band 25 | 20M | QPSK | 1 | 0 | Front | 5mm | Reduced | 26140 | 1860 | 16.09 | 16.50 | 1.099 | 0.03 | 1.130 | 1.242 |
| | LTE Band 25 | 20M | QPSK | 1 | 0 | Front | 5mm | Reduced | 26590 | 1905 | 15.92 | 16.50 | 1.143 | -0.02 | 1.140 | 1.303 |
| 33 | LTE Band 25 | 20M | QPSK | 50 | 0 | Front | 5mm | Reduced | 26340 | 1880 | 15.82 | 16.50 | 1.169 | 0.02 | 1.190 | 1.392 |
| | LTE Band 25 | 20M | QPSK | 50 | 0 | Front | 5mm | Reduced | 26140 | 1860 | 15.81 | 16.50 | 1.172 | 0.05 | 1.150 | 1.348 |
| | LTE Band 25 | 20M | QPSK | 50 | 0 | Front | 5mm | Reduced | 26590 | 1905 | 15.80 | 16.50 | 1.175 | -0.02 | 1.130 | 1.328 |
| | LTE Band 25 | 20M | QPSK | 100 | 0 | Front | 5mm | Reduced | 26340 | 1880 | 15.78 | 16.50 | 1.180 | 0.17 | 1.080 | 1.275 |
| | LTE Band 25 | 20M | QPSK | 1 | 0 | Back | 5mm | Reduced | 26340 | 1880 | 16.12 | 16.50 | 1.091 | 0.01 | 1.060 | 1.157 |
| | LTE Band 25 | 20M | QPSK | 1 | 0 | Back | 5mm | Reduced | 26140 | 1860 | 16.09 | 16.50 | 1.099 | 0.02 | 1.030 | 1.132 |
| | LTE Band 25 | 20M | QPSK | 1 | 0 | Back | 5mm | Reduced | 26590 | 1905 | 15.92 | 16.50 | 1.143 | 0.01 | 1.060 | 1.211 |
| | LTE Band 25 | 20M | QPSK | 50 | 0 | Back | 5mm | Reduced | 26340 | 1880 | 15.82 | 16.50 | 1.169 | 0.07 | 1.000 | 1.169 |
| | LTE Band 25 | 20M | QPSK | 50 | 0 | Back | 5mm | Reduced | 26140 | 1860 | 15.81 | 16.50 | 1.172 | 0.08 | 0.972 | 1.139 |
| | LTE Band 25 | 20M | QPSK | 50 | 0 | Back | 5mm | Reduced | 26590 | 1905 | 15.80 | 16.50 | 1.175 | 0.08 | 1.010 | 1.187 |
| | LTE Band 25 | 20M | QPSK | 100 | 0 | Back | 5mm | Reduced | 26340 | 1880 | 15.78 | 16.50 | 1.180 | -0.08 | 0.995 | 1.174 |
| | LTE Band 25 | 20M | QPSK | 1 | 0 | Left Side | 5mm | Reduced | 26340 | 1880 | 12.52 | 13.50 | 1.253 | 0.12 | 0.024 | 0.030 |
| | LTE Band 25 | 20M | QPSK | 50 | 0 | Left Side | 5mm | Reduced | 26340 | 1880 | 12.29 | 13.50 | 1.321 | 0.02 | 0.023 | 0.031 |
| | LTE Band 25 | 20M | QPSK | 1 | 0 | Right Side | 5mm | Reduced | 26340 | 1880 | 12.52 | 13.50 | 1.253 | 0.01 | 0.023 | 0.029 |
| | LTE Band 25 | 20M | QPSK | 50 | 0 | Right Side | 5mm | Reduced | 26340 | 1880 | 12.29 | 13.50 | 1.321 | 0.09 | 0.023 | 0.030 |
| | LTE Band 25 | 20M | QPSK | 1 | 0 | Bottom Side | 5mm | Reduced | 26340 | 1880 | 12.52 | 13.50 | 1.253 | -0.02 | 0.991 | 1.242 |
| | LTE Band 25 | 20M | QPSK | 1 | 0 | Bottom Side | 5mm | Reduced | 26140 | 1860 | 12.32 | 13.50 | 1.312 | -0.01 | 0.963 | 1.264 |
| | LTE Band 25 | 20M | QPSK | 1 | 0 | Bottom Side | 5mm | Reduced | 26590 | 1905 | 12.30 | 13.50 | 1.318 | 0.01 | 0.968 | 1.276 |
| | LTE Band 25 | 20M | QPSK | 50 | 0 | Bottom Side | 5mm | Reduced | 26340 | 1880 | 12.29 | 13.50 | 1.321 | -0.02 | 0.992 | 1.311 |
| | LTE Band 25 | 20M | QPSK | 50 | 0 | Bottom Side | 5mm | Reduced | 26140 | 1860 | 12.27 | 13.50 | 1.327 | -0.02 | 0.989 | 1.313 |
| | LTE Band 25 | 20M | QPSK | 50 | 0 | Bottom Side | 5mm | Reduced | 26590 | 1905 | 12.21 | 13.50 | 1.346 | -0.18 | 0.955 | 1.285 |
| | LTE Band 25 | 20M | QPSK | 100 | 0 | Bottom Side | 5mm | Reduced | 26340 | 1880 | 12.28 | 13.50 | 1.324 | 0.02 | 0.988 | 1.308 |
| 34 | LTE Band 26 | 15M | QPSK | 1 | 0 | Front | 5mm | Reduced | 26865 | 831.5 | 21.67 | 22.00 | 1.079 | 0.08 | 1.080 | 1.165 |
| | LTE Band 26 | 15M | QPSK | 36 | 0 | Front | 5mm | Reduced | 26865 | 831.5 | 21.56 | 22.00 | 1.107 | 0.03 | 0.900 | 0.996 |
| | LTE Band 26 | 15M | QPSK | 75 | 0 | Front | 5mm | Reduced | 26865 | 831.5 | 21.45 | 22.00 | 1.135 | -0.05 | 0.898 | 1.019 |
| | LTE Band 26 | 15M | QPSK | 1 | 0 | Back | 5mm | Reduced | 26865 | 831.5 | 21.67 | 22.00 | 1.079 | 0.04 | 0.957 | 1.033 |
| | LTE Band 26 | 15M | QPSK | 36 | 0 | Back | 5mm | Reduced | 26865 | 831.5 | 21.56 | 22.00 | 1.107 | 0.02 | 0.840 | 0.930 |
| | LTE Band 26 | 15M | QPSK | 75 | 0 | Back | 5mm | Reduced | 26865 | 831.5 | 21.45 | 22.00 | 1.135 | -0.02 | 0.791 | 0.898 |
| | LTE Band 26 | 15M | QPSK | 1 | 0 | Left Side | 5mm | Reduced | 26865 | 831.5 | 21.67 | 22.00 | 1.079 | -0.01 | 0.253 | 0.273 |
| | LTE Band 26 | 15M | QPSK | 36 | 0 | Left Side | 5mm | Reduced | 26865 | 831.5 | 21.56 | 22.00 | 1.107 | -0.06 | 0.204 | 0.226 |
| | LTE Band 26 | 15M | QPSK | 1 | 0 | Right Side | 5mm | Reduced | 26865 | 831.5 | 21.67 | 22.00 | 1.079 | 0.01 | 0.495 | 0.534 |
| | LTE Band 26 | 15M | QPSK | 36 | 0 | Right Side | 5mm | Reduced | 26865 | 831.5 | 21.56 | 22.00 | 1.107 | 0.06 | 0.440 | 0.487 |
| | LTE Band 26 | 15M | QPSK | 1 | 0 | Bottom Side | 5mm | Reduced | 26865 | 831.5 | 21.67 | 22.00 | 1.079 | 0.02 | 0.931 | 1.004 |
| | LTE Band 26 | 15M | QPSK | 36 | 0 | Bottom Side | 5mm | Reduced | 26865 | 831.5 | 21.56 | 22.00 | 1.107 | -0.05 | 0.799 | 0.884 |
| | LTE Band 26 | 15M | QPSK | 75 | 0 | Bottom Side | 5mm | Reduced | 26865 | 831.5 | 21.45 | 22.00 | 1.135 | -0.06 | 0.549 | 0.623 |



| Plot No. | Band | BW (MHz) | Modulation | RB Size | RB offset | Test Position | Gap (mm) | Power Reduction | Ch. | Freq. (MHz) | Average Power (dBm) | Tune-Up Limit (dBm) | Tune-up Scaling Factor | Power Drift (dB) | Measured 1g SAR (W/kg) | Reported 1g SAR (W/kg) |
|----------|-------------|----------|------------|---------|-----------|---------------|----------|-----------------|--------|-------------|---------------------|---------------------|------------------------|------------------|------------------------|------------------------|
| | LTE Band 66 | 20M | QPSK | 1 | 0 | Front | 5mm | Reduced | 132322 | 1745 | 16.10 | 16.50 | 1.096 | 0.01 | 1.070 | 1.173 |
| | LTE Band 66 | 20M | QPSK | 1 | 0 | Front | 5mm | Reduced | 132072 | 1720 | 15.82 | 16.50 | 1.169 | 0.02 | 0.846 | 0.989 |
| | LTE Band 66 | 20M | QPSK | 1 | 0 | Front | 5mm | Reduced | 132572 | 1770 | 16.02 | 16.50 | 1.117 | 0.08 | 1.040 | 1.162 |
| | LTE Band 66 | 20M | QPSK | 50 | 0 | Front | 5mm | Reduced | 132322 | 1745 | 15.89 | 16.50 | 1.151 | 0.02 | 1.100 | 1.266 |
| | LTE Band 66 | 20M | QPSK | 50 | 0 | Front | 5mm | Reduced | 132072 | 1720 | 15.84 | 16.50 | 1.164 | 0.02 | 0.902 | 1.050 |
| | LTE Band 66 | 20M | QPSK | 50 | 0 | Front | 5mm | Reduced | 132572 | 1770 | 15.78 | 16.50 | 1.180 | -0.03 | 1.070 | 1.263 |
| | LTE Band 66 | 20M | QPSK | 100 | 0 | Front | 5mm | Reduced | 132322 | 1745 | 15.76 | 16.50 | 1.186 | 0.02 | 1.050 | 1.245 |
| | LTE Band 66 | 20M | QPSK | 1 | 0 | Back | 5mm | Reduced | 132322 | 1745 | 16.10 | 16.50 | 1.096 | 0.01 | 0.947 | 1.038 |
| | LTE Band 66 | 20M | QPSK | 1 | 0 | Back | 5mm | Reduced | 132072 | 1720 | 15.82 | 16.50 | 1.169 | -0.04 | 0.837 | 0.979 |
| | LTE Band 66 | 20M | QPSK | 1 | 0 | Back | 5mm | Reduced | 132572 | 1770 | 16.02 | 16.50 | 1.117 | 0.02 | 0.975 | 1.089 |
| | LTE Band 66 | 20M | QPSK | 50 | 0 | Back | 5mm | Reduced | 132322 | 1745 | 15.89 | 16.50 | 1.151 | -0.02 | 0.958 | 1.102 |
| | LTE Band 66 | 20M | QPSK | 50 | 0 | Back | 5mm | Reduced | 132072 | 1720 | 15.84 | 16.50 | 1.164 | 0.07 | 0.959 | 1.116 |
| | LTE Band 66 | 20M | QPSK | 50 | 0 | Back | 5mm | Reduced | 132572 | 1770 | 15.78 | 16.50 | 1.180 | 0.04 | 1.010 | 1.192 |
| | LTE Band 66 | 20M | QPSK | 100 | 0 | Back | 5mm | Reduced | 132322 | 1745 | 15.76 | 16.50 | 1.186 | -0.04 | 0.983 | 1.166 |
| | LTE Band 66 | 20M | QPSK | 1 | 0 | Left Side | 5mm | Reduced | 132322 | 1745 | 13.38 | 14.00 | 1.153 | 0.12 | 0.039 | 0.045 |
| | LTE Band 66 | 20M | QPSK | 50 | 0 | Left Side | 5mm | Reduced | 132322 | 1745 | 12.83 | 14.00 | 1.309 | 0.05 | 0.037 | 0.048 |
| | LTE Band 66 | 20M | QPSK | 1 | 0 | Right Side | 5mm | Reduced | 132322 | 1745 | 13.38 | 14.00 | 1.153 | -0.06 | 0.035 | 0.041 |
| | LTE Band 66 | 20M | QPSK | 50 | 0 | Right Side | 5mm | Reduced | 132322 | 1745 | 12.83 | 14.00 | 1.309 | -0.01 | 0.034 | 0.044 |
| | LTE Band 66 | 20M | QPSK | 1 | 0 | Bottom Side | 5mm | Reduced | 132322 | 1745 | 13.38 | 14.00 | 1.153 | -0.07 | 0.999 | 1.152 |
| | LTE Band 66 | 20M | QPSK | 1 | 0 | Bottom Side | 5mm | Reduced | 132072 | 1720 | 13.37 | 14.00 | 1.156 | 0.05 | 0.852 | 0.985 |
| | LTE Band 66 | 20M | QPSK | 1 | 0 | Bottom Side | 5mm | Reduced | 132572 | 1770 | 13.33 | 14.00 | 1.167 | 0.02 | 1.040 | 1.213 |
| | LTE Band 66 | 20M | QPSK | 50 | 0 | Bottom Side | 5mm | Reduced | 132322 | 1745 | 12.83 | 14.00 | 1.309 | -0.05 | 1.020 | 1.335 |
| | LTE Band 66 | 20M | QPSK | 50 | 0 | Bottom Side | 5mm | Reduced | 132072 | 1720 | 12.69 | 14.00 | 1.352 | -0.02 | 0.888 | 1.201 |
| 35 | LTE Band 66 | 20M | QPSK | 50 | 0 | Bottom Side | 5mm | Reduced | 132572 | 1770 | 12.81 | 14.00 | 1.315 | 0.01 | 1.070 | 1.407 |
| | LTE Band 66 | 20M | QPSK | 100 | 0 | Bottom Side | 5mm | Reduced | 132322 | 1745 | 12.59 | 14.00 | 1.384 | -0.06 | 1.010 | 1.397 |
| | LTE Band 71 | 20M | QPSK | 1 | 0 | Front | 5mm | Full | 133322 | 683 | 23.38 | 24.00 | 1.153 | 0.08 | 0.615 | 0.709 |
| | LTE Band 71 | 20M | QPSK | 50 | 0 | Front | 5mm | Full | 133322 | 683 | 22.94 | 23.00 | 1.014 | -0.01 | 0.385 | 0.390 |
| 36 | LTE Band 71 | 20M | QPSK | 1 | 0 | Back | 5mm | Full | 133322 | 683 | 23.38 | 24.00 | 1.153 | 0.06 | 0.659 | 0.760 |
| | LTE Band 71 | 20M | QPSK | 50 | 0 | Back | 5mm | Full | 133322 | 683 | 22.94 | 23.00 | 1.014 | -0.02 | 0.425 | 0.431 |
| | LTE Band 71 | 20M | QPSK | 1 | 0 | Left Side | 5mm | Full | 133322 | 683 | 23.38 | 24.00 | 1.153 | 0.06 | 0.374 | 0.431 |
| | LTE Band 71 | 20M | QPSK | 50 | 0 | Left Side | 5mm | Full | 133322 | 683 | 22.94 | 23.00 | 1.014 | -0.04 | 0.232 | 0.235 |
| | LTE Band 71 | 20M | QPSK | 1 | 0 | Right Side | 5mm | Full | 133322 | 683 | 23.38 | 24.00 | 1.153 | 0.08 | 0.545 | 0.629 |
| | LTE Band 71 | 20M | QPSK | 50 | 0 | Right Side | 5mm | Full | 133322 | 683 | 22.94 | 23.00 | 1.014 | -0.02 | 0.352 | 0.357 |
| | LTE Band 71 | 20M | QPSK | 1 | 0 | Bottom Side | 5mm | Full | 133322 | 683 | 23.38 | 24.00 | 1.153 | 0.01 | 0.452 | 0.521 |
| | LTE Band 71 | 20M | QPSK | 50 | 0 | Bottom Side | 5mm | Full | 133322 | 683 | 22.94 | 23.00 | 1.014 | 0.06 | 0.277 | 0.281 |



<TDD LTE SAR>

| Plot No. | Band | BW (MHz) | Modulation | RB Size | RB offset | Test Position | Gap (mm) | Power Reduction | Ch. | Freq. (MHz) | Average Power (dBm) | Tune-Up Limit (dBm) | Tune-up Scaling Factor | Duty Cycle % | Duty Cycle Scaling Factor | Power Drift (dB) | Measured 1g SAR (W/kg) | Reported 1g SAR (W/kg) |
|----------|-------------|----------|------------|---------|-----------|---------------|----------|-----------------|-------------|---------------|---------------------|---------------------|------------------------|--------------|---------------------------|------------------|------------------------|------------------------|
| | LTE Band 41 | 20M | QPSK | 1 | 0 | Front | 5mm | Reduced | 40620 | 2593 | 20.99 | 21.50 | 1.125 | 62.9 | 1.006 | -0.02 | 0.948 | 1.073 |
| | LTE Band 41 | 20M | QPSK | 1 | 0 | Front | 5mm | Reduced | 39750 | 2506 | 20.66 | 21.50 | 1.213 | 62.9 | 1.006 | 0.02 | 0.917 | 1.119 |
| | LTE Band 41 | 20M | QPSK | 1 | 0 | Front | 5mm | Reduced | 40185 | 2549.5 | 20.68 | 21.50 | 1.208 | 62.9 | 1.006 | 0.16 | 0.933 | 1.134 |
| | LTE Band 41 | 20M | QPSK | 1 | 0 | Front | 5mm | Reduced | 41055 | 2636.5 | 20.64 | 21.50 | 1.219 | 62.9 | 1.006 | 0.16 | 0.938 | 1.150 |
| | LTE Band 41 | 20M | QPSK | 1 | 0 | Front | 5mm | Reduced | 41490 | 2680 | 20.81 | 21.50 | 1.172 | 62.9 | 1.006 | 0.02 | 0.941 | 1.110 |
| | LTE Band 41 | 20M | QPSK | 50 | 0 | Front | 5mm | Reduced | 40620 | 2593 | 20.98 | 21.50 | 1.127 | 62.9 | 1.006 | 0.04 | 1.040 | 1.179 |
| | LTE Band 41 | 20M | QPSK | 50 | 0 | Front | 5mm | Reduced | 39750 | 2506 | 20.80 | 21.50 | 1.175 | 62.9 | 1.006 | 0.06 | 1.050 | 1.241 |
| | LTE Band 41 | 20M | QPSK | 50 | 0 | Front | 5mm | Reduced | 40185 | 2549.5 | 20.75 | 21.50 | 1.189 | 62.9 | 1.006 | 0.01 | 1.060 | 1.267 |
| | LTE Band 41 | 20M | QPSK | 50 | 0 | Front | 5mm | Reduced | 41055 | 2636.5 | 20.71 | 21.50 | 1.199 | 62.9 | 1.006 | 0.05 | 1.080 | 1.303 |
| | LTE Band 41 | 20M | QPSK | 50 | 0 | Front | 5mm | Reduced | 41490 | 2680 | 20.73 | 21.50 | 1.194 | 62.9 | 1.006 | -0.02 | 1.050 | 1.261 |
| | LTE Band 41 | 20M | QPSK | 100 | 0 | Front | 5mm | Reduced | 40620 | 2593 | 20.51 | 21.50 | 1.256 | 62.9 | 1.006 | 0.05 | 1.030 | 1.301 |
| | LTE Band 41 | 20M | QPSK | 1 | 0 | Back | 5mm | Reduced | 40620 | 2593 | 20.99 | 21.50 | 1.125 | 62.9 | 1.006 | 0.06 | 1.200 | 1.358 |
| | LTE Band 41 | 20M | QPSK | 1 | 0 | Back | 5mm | Reduced | 39750 | 2506 | 20.66 | 21.50 | 1.213 | 62.9 | 1.006 | 0.01 | 1.100 | 1.343 |
| 37 | LTE Band 41 | 20M | QPSK | 1 | 0 | Back | 5mm | Reduced | 40185 | 2549.5 | 20.68 | 21.50 | 1.208 | 62.9 | 1.006 | 0.07 | 1.130 | 1.373 |
| | LTE Band 41 | 20M | QPSK | 1 | 0 | Back | 5mm | Reduced | 40185+39987 | 2549.5+2529.7 | 20.28 | 21.50 | 1.324 | 62.9 | 1.006 | 0.02 | 0.986 | 1.314 |
| | LTE Band 41 | 20M | QPSK | 1 | 0 | Back | 5mm | Reduced | 41055 | 2636.5 | 20.64 | 21.50 | 1.219 | 62.9 | 1.006 | -0.02 | 1.040 | 1.275 |
| | LTE Band 41 | 20M | QPSK | 1 | 0 | Back | 5mm | Reduced | 41490 | 2680 | 20.81 | 21.50 | 1.172 | 62.9 | 1.006 | 0.05 | 1.060 | 1.250 |
| | LTE Band 41 | 20M | QPSK | 50 | 0 | Back | 5mm | Reduced | 40620 | 2593 | 20.98 | 21.50 | 1.127 | 62.9 | 1.006 | 0.02 | 1.210 | 1.372 |
| | LTE Band 41 | 20M | QPSK | 50 | 0 | Back | 5mm | Reduced | 39750 | 2506 | 20.80 | 21.50 | 1.175 | 62.9 | 1.006 | -0.02 | 1.070 | 1.265 |
| | LTE Band 41 | 20M | QPSK | 50 | 0 | Back | 5mm | Reduced | 40185 | 2549.5 | 20.75 | 21.50 | 1.189 | 62.9 | 1.006 | 0.01 | 1.120 | 1.339 |
| | LTE Band 41 | 20M | QPSK | 50 | 0 | Back | 5mm | Reduced | 41055 | 2636.5 | 20.71 | 21.50 | 1.199 | 62.9 | 1.006 | 0.05 | 1.110 | 1.339 |
| | LTE Band 41 | 20M | QPSK | 50 | 0 | Back | 5mm | Reduced | 41490 | 2680 | 20.73 | 21.50 | 1.194 | 62.9 | 1.006 | -0.18 | 1.120 | 1.345 |
| | LTE Band 41 | 20M | QPSK | 100 | 0 | Back | 5mm | Reduced | 40620 | 2593 | 20.51 | 21.50 | 1.256 | 62.9 | 1.006 | 0.01 | 0.992 | 1.253 |
| | LTE Band 41 | 20M | QPSK | 1 | 0 | Left Side | 5mm | Reduced | 40620 | 2593 | 20.99 | 21.50 | 1.125 | 62.9 | 1.006 | 0.01 | 0.512 | 0.579 |
| | LTE Band 41 | 20M | QPSK | 50 | 0 | Left Side | 5mm | Reduced | 40620 | 2593 | 20.98 | 21.50 | 1.127 | 62.9 | 1.006 | 0.02 | 0.510 | 0.578 |
| | LTE Band 41 | 20M | QPSK | 1 | 0 | Right Side | 5mm | Reduced | 40620 | 2593 | 20.99 | 21.50 | 1.125 | 62.9 | 1.006 | -0.01 | 0.130 | 0.147 |
| | LTE Band 41 | 20M | QPSK | 50 | 0 | Right Side | 5mm | Reduced | 40620 | 2593 | 20.98 | 21.50 | 1.127 | 62.9 | 1.006 | -0.01 | 0.142 | 0.161 |
| | LTE Band 41 | 20M | QPSK | 1 | 0 | Bottom Side | 5mm | Reduced | 40620 | 2593 | 20.99 | 21.50 | 1.125 | 62.9 | 1.006 | 0.01 | 0.922 | 1.043 |
| | LTE Band 41 | 20M | QPSK | 1 | 0 | Bottom Side | 5mm | Reduced | 39750 | 2506 | 20.66 | 21.50 | 1.213 | 62.9 | 1.006 | 0.05 | 0.879 | 1.073 |
| | LTE Band 41 | 20M | QPSK | 1 | 0 | Bottom Side | 5mm | Reduced | 40185 | 2549.5 | 20.68 | 21.50 | 1.208 | 62.9 | 1.006 | 0.03 | 0.935 | 1.136 |
| | LTE Band 41 | 20M | QPSK | 1 | 0 | Bottom Side | 5mm | Reduced | 40185+39987 | 2549.5+2529.7 | 20.28 | 21.50 | 1.324 | 62.9 | 1.006 | 0.03 | 0.811 | 1.080 |
| | LTE Band 41 | 20M | QPSK | 1 | 0 | Bottom Side | 5mm | Reduced | 41055 | 2636.5 | 20.64 | 21.50 | 1.219 | 62.9 | 1.006 | 0.02 | 0.751 | 0.921 |
| | LTE Band 41 | 20M | QPSK | 1 | 0 | Bottom Side | 5mm | Reduced | 41490 | 2680 | 20.81 | 21.50 | 1.172 | 62.9 | 1.006 | -0.01 | 0.653 | 0.770 |
| | LTE Band 41 | 20M | QPSK | 50 | 0 | Bottom Side | 5mm | Reduced | 40620 | 2593 | 20.98 | 21.50 | 1.127 | 62.9 | 1.006 | 0.05 | 0.912 | 1.034 |
| | LTE Band 41 | 20M | QPSK | 50 | 0 | Bottom Side | 5mm | Reduced | 39750 | 2506 | 20.80 | 21.50 | 1.175 | 62.9 | 1.006 | -0.02 | 0.874 | 1.033 |
| | LTE Band 41 | 20M | QPSK | 50 | 0 | Bottom Side | 5mm | Reduced | 40185 | 2549.5 | 20.75 | 21.50 | 1.189 | 62.9 | 1.006 | 0.01 | 0.931 | 1.113 |
| | LTE Band 41 | 20M | QPSK | 50 | 0 | Bottom Side | 5mm | Reduced | 41055 | 2636.5 | 20.71 | 21.50 | 1.199 | 62.9 | 1.006 | 0.02 | 0.758 | 0.915 |
| | LTE Band 41 | 20M | QPSK | 50 | 0 | Bottom Side | 5mm | Reduced | 41490 | 2680 | 20.73 | 21.50 | 1.194 | 62.9 | 1.006 | 0.05 | 0.782 | 0.939 |
| | LTE Band 41 | 20M | QPSK | 100 | 0 | Bottom Side | 5mm | Reduced | 40620 | 2593 | 20.51 | 21.50 | 1.256 | 62.9 | 1.006 | 0.19 | 0.669 | 0.845 |



FCC SAR Test Report

Report No. : FA080709

| Plot No. | Band | BW (MHz) | Modulation | RB Size | RB offset | Test Position | Gap (mm) | Power Reduction | Ch. | Freq. (MHz) | Average Power (dBm) | Tune-Up Limit (dBm) | Tune-up Scaling Factor | Duty Cycle % | Duty Cycle Scaling Factor | Power Drift (dB) | Measured 1g SAR (W/kg) | Reported 1g SAR (W/kg) |
|----------|------------------|----------|------------|---------|-----------|---------------|----------|-----------------|-------|-------------|---------------------|---------------------|------------------------|--------------|---------------------------|------------------|------------------------|------------------------|
| | LTE Band 41-HPUE | 20M | QPSK | 1 | 0 | Front | 5mm | Reduced | 40620 | 2593 | 20.76 | 21.50 | 1.186 | 42.9 | 1.009 | 0.06 | 0.670 | 0.802 |
| | LTE Band 41-HPUE | 20M | QPSK | 1 | 0 | Front | 5mm | Reduced | 39750 | 2506 | 20.68 | 21.50 | 1.208 | 42.9 | 1.009 | -0.01 | 0.605 | 0.737 |
| | LTE Band 41-HPUE | 20M | QPSK | 1 | 0 | Front | 5mm | Reduced | 40185 | 2549.5 | 20.71 | 21.50 | 1.199 | 42.9 | 1.009 | -0.01 | 0.661 | 0.800 |
| | LTE Band 41-HPUE | 20M | QPSK | 1 | 0 | Front | 5mm | Reduced | 41055 | 2636.5 | 20.67 | 21.50 | 1.211 | 42.9 | 1.009 | 0.01 | 0.623 | 0.761 |
| | LTE Band 41-HPUE | 20M | QPSK | 1 | 0 | Front | 5mm | Reduced | 41490 | 2680 | 20.66 | 21.50 | 1.213 | 42.9 | 1.009 | -0.09 | 0.614 | 0.752 |
| | LTE Band 41-HPUE | 20M | QPSK | 50 | 0 | Front | 5mm | Reduced | 40620 | 2593 | 20.73 | 21.50 | 1.194 | 42.9 | 1.009 | 0.05 | 0.656 | 0.790 |
| | LTE Band 41-HPUE | 20M | QPSK | 50 | 0 | Front | 5mm | Reduced | 39750 | 2506 | 20.40 | 21.50 | 1.288 | 42.9 | 1.009 | 0.02 | 0.619 | 0.805 |
| | LTE Band 41-HPUE | 20M | QPSK | 50 | 0 | Front | 5mm | Reduced | 40185 | 2549.5 | 20.50 | 21.50 | 1.259 | 42.9 | 1.009 | 0.09 | 0.629 | 0.799 |
| | LTE Band 41-HPUE | 20M | QPSK | 50 | 0 | Front | 5mm | Reduced | 41055 | 2636.5 | 20.64 | 21.50 | 1.219 | 42.9 | 1.009 | 0.09 | 0.660 | 0.812 |
| | LTE Band 41-HPUE | 20M | QPSK | 50 | 0 | Front | 5mm | Reduced | 41490 | 2680 | 20.61 | 21.50 | 1.227 | 42.9 | 1.009 | -0.01 | 0.640 | 0.793 |
| | LTE Band 41-HPUE | 20M | QPSK | 100 | 0 | Front | 5mm | Reduced | 40620 | 2593 | 20.63 | 21.50 | 1.222 | 42.9 | 1.009 | 0.06 | 0.616 | 0.759 |
| | LTE Band 41-HPUE | 20M | QPSK | 1 | 0 | Back | 5mm | Reduced | 40620 | 2593 | 20.76 | 21.50 | 1.186 | 42.9 | 1.009 | -0.08 | 0.784 | 0.938 |
| | LTE Band 41-HPUE | 20M | QPSK | 1 | 0 | Back | 5mm | Reduced | 39750 | 2506 | 20.68 | 21.50 | 1.208 | 42.9 | 1.009 | 0.02 | 0.788 | 0.960 |
| | LTE Band 41-HPUE | 20M | QPSK | 1 | 0 | Back | 5mm | Reduced | 40185 | 2549.5 | 20.71 | 21.50 | 1.199 | 42.9 | 1.009 | 0.09 | 0.821 | 0.994 |
| | LTE Band 41-HPUE | 20M | QPSK | 1 | 0 | Back | 5mm | Reduced | 41055 | 2636.5 | 20.67 | 21.50 | 1.211 | 42.9 | 1.009 | 0.02 | 0.815 | 0.996 |
| | LTE Band 41-HPUE | 20M | QPSK | 1 | 0 | Back | 5mm | Reduced | 41490 | 2680 | 20.66 | 21.50 | 1.213 | 42.9 | 1.009 | -0.11 | 0.802 | 0.982 |
| | LTE Band 41-HPUE | 20M | QPSK | 50 | 0 | Back | 5mm | Reduced | 40620 | 2593 | 20.73 | 21.50 | 1.194 | 42.9 | 1.009 | -0.03 | 0.900 | 1.084 |
| | LTE Band 41-HPUE | 20M | QPSK | 50 | 0 | Back | 5mm | Reduced | 39750 | 2506 | 20.40 | 21.50 | 1.288 | 42.9 | 1.009 | 0.02 | 0.788 | 1.024 |
| | LTE Band 41-HPUE | 20M | QPSK | 50 | 0 | Back | 5mm | Reduced | 40185 | 2549.5 | 20.50 | 21.50 | 1.259 | 42.9 | 1.009 | 0.09 | 0.821 | 1.043 |
| | LTE Band 41-HPUE | 20M | QPSK | 50 | 0 | Back | 5mm | Reduced | 41055 | 2636.5 | 20.64 | 21.50 | 1.219 | 42.9 | 1.009 | 0.02 | 0.815 | 1.002 |
| | LTE Band 41-HPUE | 20M | QPSK | 50 | 0 | Back | 5mm | Reduced | 41490 | 2680 | 20.61 | 21.50 | 1.227 | 42.9 | 1.009 | -0.11 | 0.802 | 0.993 |
| | LTE Band 41-HPUE | 20M | QPSK | 100 | 0 | Back | 5mm | Reduced | 40620 | 2593 | 20.63 | 21.50 | 1.222 | 42.9 | 1.009 | -0.03 | 0.766 | 0.944 |
| | LTE Band 41-HPUE | 20M | QPSK | 50 | 0 | Left Side | 5mm | Reduced | 40620 | 2593 | 20.76 | 21.50 | 1.186 | 42.9 | 1.009 | 0.02 | 0.500 | 0.598 |
| | LTE Band 41-HPUE | 20M | QPSK | 50 | 0 | Left Side | 5mm | Reduced | 40620 | 2593 | 20.73 | 21.50 | 1.194 | 42.9 | 1.009 | -0.01 | 0.435 | 0.524 |
| | LTE Band 41-HPUE | 20M | QPSK | 1 | 0 | Right Side | 5mm | Reduced | 40620 | 2593 | 20.76 | 21.50 | 1.186 | 42.9 | 1.009 | 0.09 | 0.083 | 0.099 |
| | LTE Band 41-HPUE | 20M | QPSK | 50 | 0 | Right Side | 5mm | Reduced | 40620 | 2593 | 20.73 | 21.50 | 1.194 | 42.9 | 1.009 | 0.12 | 0.088 | 0.105 |
| | LTE Band 41-HPUE | 20M | QPSK | 1 | 0 | Bottom Side | 5mm | Reduced | 40620 | 2593 | 20.76 | 21.50 | 1.186 | 42.9 | 1.009 | 0.18 | 0.668 | 0.799 |
| | LTE Band 41-HPUE | 20M | QPSK | 1 | 0 | Bottom Side | 5mm | Reduced | 39750 | 2506 | 20.68 | 21.50 | 1.208 | 42.9 | 1.009 | 0.01 | 0.780 | 0.951 |
| | LTE Band 41-HPUE | 20M | QPSK | 1 | 0 | Bottom Side | 5mm | Reduced | 40185 | 2549.5 | 20.71 | 21.50 | 1.199 | 42.9 | 1.009 | 0.01 | 0.856 | 1.036 |
| | LTE Band 41-HPUE | 20M | QPSK | 1 | 0 | Bottom Side | 5mm | Reduced | 41055 | 2636.5 | 20.67 | 21.50 | 1.211 | 42.9 | 1.009 | 0.04 | 0.792 | 0.967 |
| | LTE Band 41-HPUE | 20M | QPSK | 1 | 0 | Bottom Side | 5mm | Reduced | 41490 | 2680 | 20.66 | 21.50 | 1.213 | 42.9 | 1.009 | 0.02 | 0.714 | 0.874 |
| | LTE Band 41-HPUE | 20M | QPSK | 50 | 0 | Bottom Side | 5mm | Reduced | 40620 | 2593 | 20.73 | 21.50 | 1.194 | 42.9 | 1.009 | 0.01 | 0.703 | 0.847 |
| | LTE Band 41-HPUE | 20M | QPSK | 50 | 0 | Bottom Side | 5mm | Reduced | 39750 | 2506 | 20.40 | 21.50 | 1.288 | 42.9 | 1.009 | -0.01 | 0.843 | 1.096 |
| | LTE Band 41-HPUE | 20M | QPSK | 50 | 0 | Bottom Side | 5mm | Reduced | 40185 | 2549.5 | 20.50 | 21.50 | 1.259 | 42.9 | 1.009 | -0.01 | 0.865 | 1.099 |
| | LTE Band 41-HPUE | 20M | QPSK | 50 | 0 | Bottom Side | 5mm | Reduced | 41055 | 2636.5 | 20.64 | 21.50 | 1.219 | 42.9 | 1.009 | 0.01 | 0.811 | 0.997 |
| | LTE Band 41-HPUE | 20M | QPSK | 50 | 0 | Bottom Side | 5mm | Reduced | 41490 | 2680 | 20.61 | 21.50 | 1.227 | 42.9 | 1.009 | -0.09 | 0.735 | 0.910 |
| | LTE Band 41-HPUE | 20M | QPSK | 100 | 0 | Bottom Side | 5mm | Reduced | 40620 | 2593 | 20.63 | 21.50 | 1.222 | 42.9 | 1.009 | -0.11 | 0.841 | 1.037 |



<WLAN2.4G SAR>

| Plot No. | Band | Mode | Test Position | Gap (mm) | Power Reduction | Ch. | Freq. (MHz) | Average Power (dBm) | Tune-Up Limit (dBm) | Tune-up Scaling Factor | Duty Cycle % | Duty Cycle Scaling Factor | Power Drift (dB) | Measured 1g SAR (W/kg) | Reported 1g SAR (W/kg) |
|----------|------------|---------------|---------------|----------|-----------------|-----|-------------|---------------------|---------------------|------------------------|--------------|---------------------------|------------------|------------------------|------------------------|
| | WLAN2.4GHz | 802.11b 1Mbps | Front | 5mm | Full | 11 | 2462 | 18.70 | 20.00 | 1.349 | 98.28 | 1.018 | 0.05 | 0.569 | 0.781 |
| | WLAN2.4GHz | 802.11b 1Mbps | Back | 5mm | Full | 11 | 2462 | 18.70 | 20.00 | 1.349 | 98.28 | 1.018 | 0.08 | 0.589 | 0.809 |
| | WLAN2.4GHz | 802.11b 1Mbps | Back | 5mm | Full | 1 | 2412 | 18.30 | 20.00 | 1.479 | 98.28 | 1.018 | 0.13 | 0.541 | 0.815 |
| | WLAN2.4GHz | 802.11b 1Mbps | Back | 5mm | Full | 6 | 2437 | 18.60 | 20.00 | 1.380 | 98.28 | 1.018 | 0.06 | 0.579 | 0.814 |
| | WLAN2.4GHz | 802.11b 1Mbps | Left Side | 5mm | Full | 11 | 2462 | 18.70 | 20.00 | 1.349 | 98.28 | 1.018 | 0.05 | 0.190 | 0.261 |
| | WLAN2.4GHz | 802.11b 1Mbps | Right Side | 5mm | Full | 11 | 2462 | 18.70 | 20.00 | 1.349 | 98.28 | 1.018 | 0.03 | 0.321 | 0.441 |
| | WLAN2.4GHz | 802.11b 1Mbps | Top Side | 5mm | Full | 11 | 2462 | 18.70 | 20.00 | 1.349 | 98.28 | 1.018 | 0.02 | 0.720 | 0.989 |
| 38 | WLAN2.4GHz | 802.11b 1Mbps | Top Side | 5mm | Full | 1 | 2412 | 18.30 | 20.00 | 1.479 | 98.28 | 1.018 | -0.05 | 0.759 | 1.143 |
| | WLAN2.4GHz | 802.11b 1Mbps | Top Side | 5mm | Full | 6 | 2437 | 18.60 | 20.00 | 1.380 | 98.28 | 1.018 | 0.05 | 0.734 | 1.031 |

<WLAN5G SAR>

| Plot No. | Band | Mode | Test Position | Gap (mm) | Power Reduction | Ch. | Freq. (MHz) | Average Power (dBm) | Tune-Up Limit (dBm) | Tune-up Scaling Factor | Duty Cycle % | Duty Cycle Scaling Factor | Power Drift (dB) | Measured 1g SAR (W/kg) | Reported 1g SAR (W/kg) |
|----------|------------|-------------------|---------------|----------|-----------------|-----|-------------|---------------------|---------------------|------------------------|--------------|---------------------------|------------------|------------------------|------------------------|
| | WLAN5.2GHz | 802.11n-HT40 MCS0 | Front | 5mm | Reduced | 38 | 5190 | 8.05 | 8.50 | 1.109 | 96.03 | 1.041 | 0.01 | 0.069 | 0.080 |
| | WLAN5.2GHz | 802.11n-HT40 MCS0 | Back | 5mm | Reduced | 38 | 5190 | 8.05 | 8.50 | 1.109 | 96.03 | 1.041 | 0.03 | 0.808 | 0.933 |
| 39 | WLAN5.2GHz | 802.11n-HT40 MCS0 | Back | 5mm | Reduced | 46 | 5230 | 7.92 | 8.50 | 1.143 | 96.03 | 1.041 | -0.05 | 0.857 | 1.020 |
| | WLAN5.2GHz | 802.11n-HT40 MCS0 | Left Side | 5mm | Reduced | 38 | 5190 | 8.05 | 8.50 | 1.109 | 96.03 | 1.041 | 0.06 | 0.095 | 0.110 |
| | WLAN5.2GHz | 802.11n-HT40 MCS0 | Right Side | 5mm | Reduced | 38 | 5190 | 8.05 | 8.50 | 1.109 | 96.03 | 1.041 | 0.05 | 0.097 | 0.112 |
| | WLAN5.2GHz | 802.11n-HT40 MCS0 | Top Side | 5mm | Reduced | 38 | 5190 | 8.05 | 8.50 | 1.109 | 96.03 | 1.041 | 0.01 | 0.058 | 0.067 |
| | WLAN5.8GHz | 802.11n-HT40 MCS0 | Front | 5mm | Reduced | 151 | 5755 | 8.38 | 9.00 | 1.153 | 96.03 | 1.041 | -0.03 | 0.068 | 0.082 |
| | WLAN5.8GHz | 802.11n-HT40 MCS0 | Back | 5mm | Reduced | 151 | 5755 | 8.38 | 9.00 | 1.153 | 96.03 | 1.041 | 0.02 | 0.906 | 1.088 |
| 40 | WLAN5.8GHz | 802.11n-HT40 MCS0 | Back | 5mm | Reduced | 159 | 5795 | 8.37 | 9.00 | 1.156 | 96.03 | 1.041 | -0.09 | 0.976 | 1.175 |
| | WLAN5.8GHz | 802.11n-HT40 MCS0 | Left Side | 5mm | Reduced | 151 | 5755 | 8.38 | 9.00 | 1.153 | 96.03 | 1.041 | 0.05 | 0.092 | 0.110 |
| | WLAN5.8GHz | 802.11n-HT40 MCS0 | Right Side | 5mm | Reduced | 151 | 5755 | 8.38 | 9.00 | 1.153 | 96.03 | 1.041 | -0.05 | 0.126 | 0.151 |
| | WLAN5.8GHz | 802.11n-HT40 MCS0 | Top Side | 5mm | Reduced | 151 | 5755 | 8.38 | 9.00 | 1.153 | 96.03 | 1.041 | 0.07 | 0.083 | 0.100 |

<Bluetooth SAR>

| Plot No. | Band | Mode | Test Position | Gap (mm) | Power Reduction | Ch. | Freq. (MHz) | Average Power (dBm) | Tune-Up Limit (dBm) | Tune-up Scaling Factor | Duty Cycle % | Duty Cycle Scaling Factor | Power Drift (dB) | Measured 1g SAR (W/kg) | Reported 1g SAR (W/kg) |
|----------|-----------|-------|---------------|----------|-----------------|-----|-------------|---------------------|---------------------|------------------------|--------------|---------------------------|------------------|------------------------|------------------------|
| | Bluetooth | 1Mbps | Front | 5mm | Full | 39 | 2441 | 11.00 | 11.50 | 1.122 | 76.84 | 1.084 | -0.03 | 0.083 | 0.101 |
| | Bluetooth | 1Mbps | Back | 5mm | Full | 39 | 2441 | 11.00 | 11.50 | 1.122 | 76.84 | 1.084 | 0.15 | 0.103 | 0.125 |
| | Bluetooth | 1Mbps | Back | 5mm | Full | 0 | 2402 | 10.10 | 11.50 | 1.380 | 76.84 | 1.084 | 0.15 | 0.100 | 0.149 |
| | Bluetooth | 1Mbps | Back | 5mm | Full | 78 | 2480 | 10.90 | 11.50 | 1.148 | 76.84 | 1.084 | -0.03 | 0.104 | 0.129 |
| 41 | Bluetooth | 1Mbps | Top Side | 5mm | Full | 39 | 2441 | 11.00 | 11.50 | 1.122 | 76.84 | 1.084 | -0.03 | 0.145 | 0.176 |
| | Bluetooth | 1Mbps | Top Side | 5mm | Full | 0 | 2402 | 10.10 | 11.50 | 1.380 | 76.84 | 1.084 | 0.05 | 0.111 | 0.166 |
| | Bluetooth | 1Mbps | Top Side | 5mm | Full | 78 | 2480 | 10.90 | 11.50 | 1.148 | 76.84 | 1.084 | 0.08 | 0.138 | 0.172 |



15.3 Body Worn Accessory SAR

<GSM SAR>

| Plot No. | Band | Mode | Test Position | Gap (mm) | Headset | Power Reduction | Ch. | Freq. (MHz) | Average Power (dBm) | Tune-Up Limit (dBm) | Tune-up Scaling Factor | Power Drift (dB) | Measured 1g SAR (W/kg) | Reported 1g SAR (W/kg) |
|----------|----------|-----------------|---------------|----------|---------|-----------------|-----|-------------|---------------------|---------------------|------------------------|------------------|------------------------|------------------------|
| | GSM 850 | GPRS 2 Tx slots | Front | 5mm | - | Full | 189 | 836.4 | 29.11 | 30.50 | 1.377 | 0.04 | 0.604 | 0.832 |
| 42 | GSM 850 | GPRS 2 Tx slots | Front | 5mm | - | Full | 128 | 824.2 | 28.86 | 30.50 | 1.459 | 0.02 | 0.847 | 1.236 |
| | GSM 850 | GPRS 2 Tx slots | Front | 5mm | - | Full | 251 | 848.8 | 29.10 | 30.50 | 1.380 | 0.11 | 0.449 | 0.620 |
| | GSM 850 | GPRS 2 Tx slots | Front | 5mm | Headset | Full | 128 | 824.2 | 28.86 | 30.50 | 1.459 | 0.02 | 0.838 | 1.222 |
| | GSM 850 | GPRS 2 Tx slots | Back | 5mm | - | Full | 189 | 836.4 | 29.11 | 30.50 | 1.377 | -0.01 | 0.605 | 0.833 |
| | GSM 850 | GPRS 2 Tx slots | Back | 5mm | - | Full | 128 | 824.2 | 28.86 | 30.50 | 1.459 | 0.03 | 0.790 | 1.152 |
| | GSM 850 | GPRS 2 Tx slots | Back | 5mm | - | Full | 251 | 848.8 | 29.10 | 30.50 | 1.380 | 0.06 | 0.482 | 0.665 |
| 43 | GSM 1900 | GPRS 2 Tx slots | Front | 5mm | - | Reduced | 661 | 1880 | 22.42 | 24.00 | 1.439 | 0.05 | 0.890 | 1.281 |
| | GSM 1900 | GPRS 2 Tx slots | Front | 5mm | - | Reduced | 512 | 1850.2 | 22.39 | 24.00 | 1.449 | -0.01 | 0.793 | 1.149 |
| | GSM 1900 | GPRS 2 Tx slots | Front | 5mm | - | Reduced | 810 | 1909.8 | 22.33 | 24.00 | 1.469 | 0.03 | 0.803 | 1.180 |
| | GSM 1900 | GPRS 2 Tx slots | Front | 5mm | Headset | Reduced | 661 | 1880 | 22.42 | 24.00 | 1.439 | 0.03 | 0.460 | 0.662 |
| | GSM 1900 | GPRS 2 Tx slots | Back | 5mm | - | Reduced | 661 | 1880 | 22.42 | 24.00 | 1.439 | 0.02 | 0.757 | 1.089 |
| | GSM 1900 | GPRS 2 Tx slots | Back | 5mm | - | Reduced | 512 | 1850.2 | 22.39 | 24.00 | 1.449 | -0.02 | 0.750 | 1.087 |
| | GSM 1900 | GPRS 2 Tx slots | Back | 5mm | - | Reduced | 810 | 1909.8 | 22.33 | 24.00 | 1.469 | 0.09 | 0.817 | 1.200 |
| | GSM 1900 | GPRS 2 Tx slots | Front | 20mm | - | Full | 661 | 1880 | 26.35 | 27.50 | 1.303 | 0.09 | 0.279 | 0.364 |
| | GSM 1900 | GPRS 2 Tx slots | Back | 23mm | - | Full | 810 | 1909.8 | 26.25 | 27.50 | 1.334 | 0.01 | 0.326 | 0.435 |

<WCDMA SAR>

| Plot No. | Band | Mode | Test Position | Gap (mm) | Headset | Power Reduction | Ch. | Freq. (MHz) | Average Power (dBm) | Tune-Up Limit (dBm) | Tune-up Scaling Factor | Power Drift (dB) | Measured 1g SAR (W/kg) | Reported 1g SAR (W/kg) |
|----------|----------|--------------|---------------|----------|---------|-----------------|------|-------------|---------------------|---------------------|------------------------|------------------|------------------------|------------------------|
| | WCDMA II | RMC 12.2Kbps | Front | 5mm | - | Reduced | 9400 | 1880 | 13.86 | 15.00 | 1.300 | 0.02 | 0.869 | 1.130 |
| | WCDMA II | RMC 12.2Kbps | Front | 5mm | - | Reduced | 9262 | 1852.4 | 13.80 | 15.00 | 1.318 | 0.01 | 0.833 | 1.098 |
| | WCDMA II | RMC 12.2Kbps | Front | 5mm | - | Reduced | 9538 | 1907.6 | 13.79 | 15.00 | 1.321 | 0.09 | 0.774 | 1.023 |
| | WCDMA II | RMC 12.2Kbps | Back | 5mm | - | Reduced | 9400 | 1880 | 13.86 | 15.00 | 1.300 | 0.02 | 0.752 | 0.978 |
| | WCDMA II | RMC 12.2Kbps | Back | 5mm | - | Reduced | 9262 | 1852.4 | 13.80 | 15.00 | 1.318 | 0.04 | 0.723 | 0.953 |
| | WCDMA II | RMC 12.2Kbps | Back | 5mm | - | Reduced | 9538 | 1907.6 | 13.79 | 15.00 | 1.321 | 0.01 | 0.715 | 0.945 |
| | WCDMA II | RMC 12.2Kbps | Front | 20mm | - | Full | 9400 | 1880 | 23.05 | 24.00 | 1.245 | 0.01 | 0.928 | 1.155 |
| | WCDMA II | RMC 12.2Kbps | Front | 20mm | - | Full | 9262 | 1852.4 | 22.96 | 24.00 | 1.271 | 0.01 | 0.918 | 1.166 |
| | WCDMA II | RMC 12.2Kbps | Front | 20mm | - | Full | 9538 | 1907.6 | 22.86 | 24.00 | 1.300 | 0.09 | 0.916 | 1.191 |
| | WCDMA II | RMC 12.2Kbps | Back | 23mm | - | Full | 9400 | 1880 | 23.05 | 24.00 | 1.245 | 0.08 | 0.978 | 1.217 |
| | WCDMA II | RMC 12.2Kbps | Back | 23mm | - | Full | 9262 | 1852.4 | 22.96 | 24.00 | 1.271 | 0.04 | 0.955 | 1.213 |
| 44 | WCDMA II | RMC 12.2Kbps | Back | 23mm | - | Full | 9538 | 1907.6 | 22.86 | 24.00 | 1.300 | 0.05 | 0.943 | 1.226 |
| 45 | WCDMA IV | RMC 12.2Kbps | Front | 5mm | - | Reduced | 1413 | 1732.6 | 15.31 | 16.00 | 1.172 | -0.06 | 1.110 | 1.301 |
| | WCDMA IV | RMC 12.2Kbps | Front | 5mm | - | Reduced | 1312 | 1712.4 | 15.32 | 16.00 | 1.169 | 0.08 | 0.907 | 1.061 |
| | WCDMA IV | RMC 12.2Kbps | Front | 5mm | - | Reduced | 1513 | 1752.6 | 15.24 | 16.00 | 1.191 | 0.02 | 1.040 | 1.239 |
| | WCDMA IV | RMC 12.2Kbps | Front | 5mm | Headset | Reduced | 1413 | 1732.6 | 15.31 | 16.00 | 1.172 | 0.09 | 1.060 | 1.243 |
| | WCDMA IV | RMC 12.2Kbps | Back | 5mm | - | Reduced | 1413 | 1732.6 | 15.31 | 16.00 | 1.172 | 0.03 | 0.886 | 1.039 |
| | WCDMA IV | RMC 12.2Kbps | Back | 5mm | - | Reduced | 1312 | 1712.4 | 15.32 | 16.00 | 1.169 | 0.04 | 0.820 | 0.959 |
| | WCDMA IV | RMC 12.2Kbps | Back | 5mm | - | Reduced | 1513 | 1752.6 | 15.24 | 16.00 | 1.191 | 0.02 | 0.943 | 1.123 |
| | WCDMA IV | RMC 12.2Kbps | Front | 20mm | - | Full | 1413 | 1732.6 | 23.23 | 24.00 | 1.194 | 0.11 | 0.814 | 0.972 |
| | WCDMA IV | RMC 12.2Kbps | Back | 23mm | - | Full | 1513 | 1752.6 | 23.10 | 24.00 | 1.230 | 0.16 | 0.901 | 1.108 |
| | WCDMA V | RMC 12.2Kbps | Front | 5mm | - | Reduced | 4182 | 836.4 | 21.28 | 22.00 | 1.180 | -0.01 | 0.981 | 1.158 |
| | WCDMA V | RMC 12.2Kbps | Front | 5mm | - | Reduced | 4132 | 826.4 | 20.91 | 22.00 | 1.285 | 0.03 | 0.962 | 1.236 |
| 46 | WCDMA V | RMC 12.2Kbps | Front | 5mm | - | Reduced | 4233 | 846.6 | 21.20 | 22.00 | 1.202 | 0.06 | 1.180 | 1.419 |
| | WCDMA V | RMC 12.2Kbps | Front | 5mm | Headset | Reduced | 4233 | 846.6 | 21.20 | 22.00 | 1.202 | 0.02 | 1.070 | 1.286 |
| | WCDMA V | RMC 12.2Kbps | Back | 5mm | - | Reduced | 4182 | 836.4 | 21.28 | 22.00 | 1.180 | 0.02 | 0.866 | 1.022 |
| | WCDMA V | RMC 12.2Kbps | Back | 5mm | - | Reduced | 4132 | 826.4 | 20.91 | 22.00 | 1.285 | 0.09 | 0.853 | 1.096 |
| | WCDMA V | RMC 12.2Kbps | Back | 5mm | - | Reduced | 4233 | 846.6 | 21.20 | 22.00 | 1.202 | 0.03 | 0.947 | 1.139 |
| | WCDMA V | RMC 12.2Kbps | Front | 20mm | - | Full | 4233 | 846.6 | 23.14 | 24.00 | 1.219 | -0.09 | 0.378 | 0.461 |
| | WCDMA V | RMC 12.2Kbps | Back | 23mm | - | Full | 4233 | 846.6 | 23.14 | 24.00 | 1.219 | -0.08 | 0.567 | 0.691 |



<CDMA SAR>

| Plot No. | Band | Mode | Test Position | Gap (mm) | Headset | Power Reduction | Ch. | Freq. (MHz) | Average Power (dBm) | Tune-Up Limit (dBm) | Tune-up Scaling Factor | Power Drift (dB) | Measured 1g SAR (W/kg) | Reported 1g SAR (W/kg) |
|----------|---------------|------------------|---------------|----------|---------|-----------------|------|-------------|---------------------|---------------------|------------------------|------------------|------------------------|------------------------|
| | CDMA2000 BC0 | RC3 SO32 (F+SCH) | Front | 5mm | - | Reduced | 384 | 836.52 | 22.22 | 23.00 | 1.197 | 0.06 | 1.030 | 1.233 |
| | CDMA2000 BC0 | RC3 SO32 (F+SCH) | Front | 5mm | - | Reduced | 1013 | 824.7 | 22.35 | 23.00 | 1.161 | 0.02 | 1.040 | 1.208 |
| 47 | CDMA2000 BC0 | RC3 SO32 (F+SCH) | Front | 5mm | - | Reduced | 777 | 848.31 | 22.34 | 23.00 | 1.164 | -0.01 | 1.110 | 1.292 |
| | CDMA2000 BC0 | RC3 SO32 (F+SCH) | Front | 5mm | Headset | Reduced | 777 | 848.31 | 22.34 | 23.00 | 1.164 | 0.02 | 1.080 | 1.257 |
| | CDMA2000 BC0 | RC3 SO32 (F+SCH) | Back | 5mm | - | Reduced | 384 | 836.52 | 22.22 | 23.00 | 1.197 | -0.01 | 0.933 | 1.117 |
| | CDMA2000 BC0 | RC3 SO32 (F+SCH) | Back | 5mm | - | Reduced | 1013 | 824.7 | 22.35 | 23.00 | 1.161 | 0.06 | 0.906 | 1.052 |
| | CDMA2000 BC0 | RC3 SO32 (F+SCH) | Back | 5mm | - | Reduced | 777 | 848.31 | 22.34 | 23.00 | 1.164 | 0.04 | 0.950 | 1.106 |
| | CDMA2000 BC0 | RC3 SO32 (F+SCH) | Front | 20mm | - | Full | 777 | 848.31 | 24.19 | 25.00 | 1.205 | 0.02 | 0.318 | 0.383 |
| | CDMA2000 BC0 | RC3 SO32 (F+SCH) | Back | 23mm | - | Full | 384 | 836.52 | 24.35 | 25.00 | 1.161 | -0.13 | 0.522 | 0.606 |
| 48 | CDMA2000 BC10 | RC3 SO32 (F+SCH) | Front | 5mm | - | Reduced | 580 | 820.5 | 22.43 | 23.00 | 1.140 | 0.05 | 1.010 | 1.152 |
| | CDMA2000 BC10 | RC3 SO32 (F+SCH) | Front | 5mm | - | Reduced | 476 | 817.9 | 22.29 | 23.00 | 1.178 | 0.01 | 0.945 | 1.113 |
| | CDMA2000 BC10 | RC3 SO32 (F+SCH) | Front | 5mm | - | Reduced | 684 | 823.1 | 22.42 | 23.00 | 1.143 | -0.04 | 0.980 | 1.120 |
| | CDMA2000 BC10 | RC3 SO32 (F+SCH) | Back | 5mm | - | Reduced | 580 | 820.5 | 22.43 | 23.00 | 1.140 | -0.04 | 0.884 | 1.008 |
| | CDMA2000 BC10 | RC3 SO32 (F+SCH) | Back | 5mm | - | Reduced | 476 | 817.9 | 22.29 | 23.00 | 1.178 | 0.03 | 0.878 | 1.034 |
| | CDMA2000 BC10 | RC3 SO32 (F+SCH) | Back | 5mm | - | Reduced | 684 | 823.1 | 22.42 | 23.00 | 1.143 | 0.04 | 0.908 | 1.038 |
| | CDMA2000 BC10 | RC3 SO32 (F+SCH) | Front | 20mm | - | Full | 580 | 820.5 | 24.15 | 25.00 | 1.216 | 0.02 | 0.352 | 0.428 |
| | CDMA2000 BC10 | RC3 SO32 (F+SCH) | Back | 23mm | - | Full | 684 | 823.1 | 24.02 | 25.00 | 1.253 | -0.13 | 0.538 | 0.674 |
| 49 | CDMA2000 BC1 | RC3 SO32 (F+SCH) | Front | 5mm | - | Reduced | 600 | 1880 | 17.10 | 17.50 | 1.096 | 0.06 | 1.180 | 1.294 |
| | CDMA2000 BC1 | RC3 SO32 (F+SCH) | Front | 5mm | - | Reduced | 25 | 1851.25 | 17.23 | 17.50 | 1.064 | 0.02 | 1.110 | 1.181 |
| | CDMA2000 BC1 | RC3 SO32 (F+SCH) | Front | 5mm | - | Reduced | 1175 | 1908.75 | 17.17 | 17.50 | 1.079 | 0.03 | 1.070 | 1.154 |
| | CDMA2000 BC1 | RC3 SO32 (F+SCH) | Front | 5mm | Headset | Reduced | 600 | 1880 | 17.10 | 17.50 | 1.096 | 0.04 | 1.140 | 1.250 |
| | CDMA2000 BC1 | RC3 SO32 (F+SCH) | Back | 5mm | - | Reduced | 600 | 1880 | 17.10 | 17.50 | 1.096 | 0.08 | 1.030 | 1.129 |
| | CDMA2000 BC1 | RC3 SO32 (F+SCH) | Back | 5mm | - | Reduced | 25 | 1851.25 | 17.23 | 17.50 | 1.064 | -0.01 | 0.985 | 1.048 |
| | CDMA2000 BC1 | RC3 SO32 (F+SCH) | Back | 5mm | - | Reduced | 1175 | 1908.75 | 17.17 | 17.50 | 1.079 | 0.01 | 1.000 | 1.079 |
| | CDMA2000 BC1 | RC3 SO32 (F+SCH) | Front | 20mm | - | Full | 600 | 1880 | 24.33 | 25.00 | 1.167 | 0.09 | 0.658 | 0.768 |
| | CDMA2000 BC1 | RC3 SO32 (F+SCH) | Back | 23mm | - | Full | 600 | 1880 | 24.33 | 25.00 | 1.167 | 0.09 | 0.635 | 0.741 |



<FDD LTE SAR>

| Plot No. | Band | BW (MHz) | Modulation | RB Size | RB offset | Test Position | Gap (mm) | Headset | Power Reduction | Ch. | Freq. (MHz) | Average Power (dBm) | Tune-Up Limit (dBm) | Tune-up Scaling Factor | Power Drift (dB) | Measured 1g SAR (W/kg) | Reported 1g SAR (W/kg) |
|----------|-------------|----------|------------|---------|-----------|---------------|----------|---------|-----------------|-------|-------------|---------------------|---------------------|------------------------|------------------|------------------------|------------------------|
| | LTE Band 7 | 20M | QPSK | 1 | 0 | Front | 5mm | - | Reduced | 21100 | 2535 | 17.83 | 18.50 | 1.167 | 0.06 | 0.927 | 1.082 |
| | LTE Band 7 | 20M | QPSK | 1 | 0 | Front | 5mm | - | Reduced | 20850 | 2510 | 17.74 | 18.50 | 1.191 | 0.03 | 0.876 | 1.044 |
| | LTE Band 7 | 20M | QPSK | 1 | 0 | Front | 5mm | - | Reduced | 21350 | 2560 | 17.76 | 18.50 | 1.186 | -0.06 | 0.954 | 1.131 |
| | LTE Band 7 | 20M | QPSK | 50 | 0 | Front | 5mm | - | Reduced | 21100 | 2535 | 17.71 | 18.50 | 1.199 | -0.04 | 0.923 | 1.107 |
| | LTE Band 7 | 20M | QPSK | 50 | 0 | Front | 5mm | - | Reduced | 20850 | 2510 | 17.58 | 18.50 | 1.236 | 0.08 | 0.820 | 1.013 |
| | LTE Band 7 | 20M | QPSK | 50 | 0 | Front | 5mm | - | Reduced | 21350 | 2560 | 17.70 | 18.50 | 1.202 | 0.01 | 0.897 | 1.078 |
| | LTE Band 7 | 20M | QPSK | 100 | 0 | Front | 5mm | - | Reduced | 21100 | 2535 | 17.63 | 18.50 | 1.222 | 0.03 | 0.955 | 1.167 |
| | LTE Band 7 | 20M | QPSK | 1 | 0 | Back | 5mm | - | Reduced | 21100 | 2535 | 17.83 | 18.50 | 1.167 | -0.01 | 1.080 | 1.260 |
| | LTE Band 7 | 20M | QPSK | 1 | 0 | Back | 5mm | - | Reduced | 20850 | 2510 | 17.74 | 18.50 | 1.191 | -0.04 | 0.980 | 1.167 |
| | LTE Band 7 | 20M | QPSK | 1 | 0 | Back | 5mm | - | Reduced | 21350 | 2560 | 17.76 | 18.50 | 1.186 | -0.12 | 1.020 | 1.209 |
| | LTE Band 7 | 20M | QPSK | 50 | 0 | Back | 5mm | - | Reduced | 21100 | 2535 | 17.71 | 18.50 | 1.199 | -0.08 | 1.090 | 1.307 |
| | LTE Band 7 | 20M | QPSK | 50 | 0 | Back | 5mm | - | Reduced | 20850 | 2510 | 17.58 | 18.50 | 1.236 | 0.06 | 1.030 | 1.273 |
| 50 | LTE Band 7 | 20M | QPSK | 50 | 0 | Back | 5mm | - | Reduced | 21350 | 2560 | 17.70 | 18.50 | 1.202 | 0.01 | 1.190 | 1.431 |
| | LTE Band 7 | 20M | QPSK | 100 | 0 | Back | 5mm | - | Reduced | 21100 | 2535 | 17.63 | 18.50 | 1.222 | 0.06 | 1.100 | 1.344 |
| | LTE Band 7 | 20M | QPSK | 50 | 0 | Back | 5mm | Headset | Reduced | 21350 | 2560 | 17.70 | 18.50 | 1.202 | -0.04 | 1.010 | 1.214 |
| | LTE Band 7 | 20M | QPSK | 1 | 0 | Front | 20mm | - | Full | 21100 | 2535 | 23.24 | 24.00 | 1.191 | 0.09 | 0.384 | 0.457 |
| | LTE Band 7 | 20M | QPSK | 1 | 0 | Back | 23mm | - | Full | 21350 | 2560 | 23.19 | 24.00 | 1.205 | 0.09 | 0.595 | 0.717 |
| | LTE Band 12 | 10M | QPSK | 1 | 0 | Front | 5mm | - | Full | 23095 | 707.5 | 23.18 | 24.00 | 1.208 | 0.01 | 0.761 | 0.919 |
| | LTE Band 12 | 10M | QPSK | 25 | 0 | Front | 5mm | - | Full | 23095 | 707.5 | 22.16 | 23.00 | 1.213 | -0.09 | 0.541 | 0.656 |
| | LTE Band 12 | 10M | QPSK | 50 | 0 | Front | 5mm | - | Full | 23095 | 707.5 | 22.08 | 23.00 | 1.236 | 0.02 | 0.528 | 0.653 |
| 51 | LTE Band 12 | 10M | QPSK | 1 | 0 | Back | 5mm | - | Full | 23095 | 707.5 | 23.18 | 24.00 | 1.208 | 0.05 | 1.010 | 1.220 |
| | LTE Band 12 | 10M | QPSK | 25 | 0 | Back | 5mm | - | Full | 23095 | 707.5 | 22.16 | 23.00 | 1.213 | 0.05 | 0.562 | 0.682 |
| | LTE Band 12 | 10M | QPSK | 50 | 0 | Back | 5mm | - | Full | 23095 | 707.5 | 22.08 | 23.00 | 1.236 | 0.06 | 0.517 | 0.639 |
| | LTE Band 12 | 10M | QPSK | 1 | 0 | Back | 5mm | Headset | Full | 23095 | 707.5 | 23.18 | 24.00 | 1.208 | 0.02 | 0.980 | 1.184 |
| 52 | LTE Band 13 | 10M | QPSK | 1 | 0 | Front | 5mm | - | Full | 23230 | 782 | 23.25 | 24.00 | 1.189 | -0.06 | 1.050 | 1.248 |
| | LTE Band 13 | 10M | QPSK | 25 | 0 | Front | 5mm | - | Full | 23230 | 782 | 22.07 | 23.00 | 1.239 | 0.02 | 0.746 | 0.924 |
| | LTE Band 13 | 10M | QPSK | 50 | 0 | Front | 5mm | - | Full | 23230 | 782 | 22.07 | 23.00 | 1.239 | 0.05 | 0.594 | 0.736 |
| | LTE Band 13 | 10M | QPSK | 1 | 0 | Front | 5mm | Headset | Full | 23230 | 782 | 23.25 | 24.00 | 1.189 | 0.01 | 0.913 | 1.085 |
| | LTE Band 13 | 10M | QPSK | 1 | 0 | Back | 5mm | - | Full | 23230 | 782 | 23.25 | 24.00 | 1.189 | 0.11 | 0.938 | 1.115 |
| | LTE Band 13 | 10M | QPSK | 25 | 0 | Back | 5mm | - | Full | 23230 | 782 | 22.07 | 23.00 | 1.239 | 0.06 | 0.665 | 0.824 |
| | LTE Band 13 | 10M | QPSK | 50 | 0 | Back | 5mm | - | Full | 23230 | 782 | 22.07 | 23.00 | 1.239 | 0.02 | 0.697 | 0.863 |
| | LTE Band 25 | 20M | QPSK | 1 | 0 | Front | 5mm | - | Reduced | 26340 | 1880 | 16.12 | 16.50 | 1.091 | 0.06 | 1.190 | 1.299 |
| | LTE Band 25 | 20M | QPSK | 1 | 0 | Front | 5mm | - | Reduced | 26140 | 1860 | 16.09 | 16.50 | 1.099 | 0.03 | 1.130 | 1.242 |
| | LTE Band 25 | 20M | QPSK | 1 | 0 | Front | 5mm | - | Reduced | 26590 | 1905 | 15.92 | 16.50 | 1.143 | -0.02 | 1.140 | 1.303 |
| 53 | LTE Band 25 | 20M | QPSK | 50 | 0 | Front | 5mm | - | Reduced | 26340 | 1880 | 15.82 | 16.50 | 1.169 | 0.02 | 1.190 | 1.392 |
| | LTE Band 25 | 20M | QPSK | 50 | 0 | Front | 5mm | - | Reduced | 26140 | 1860 | 15.81 | 16.50 | 1.172 | 0.05 | 1.150 | 1.348 |
| | LTE Band 25 | 20M | QPSK | 50 | 0 | Front | 5mm | - | Reduced | 26590 | 1905 | 15.80 | 16.50 | 1.175 | -0.02 | 1.130 | 1.328 |
| | LTE Band 25 | 20M | QPSK | 100 | 0 | Front | 5mm | - | Reduced | 26340 | 1880 | 15.78 | 16.50 | 1.180 | 0.17 | 1.080 | 1.275 |
| | LTE Band 25 | 20M | QPSK | 1 | 0 | Front | 5mm | Headset | Reduced | 26340 | 1880 | 15.82 | 16.50 | 1.169 | 0.04 | 1.170 | 1.368 |
| | LTE Band 25 | 20M | QPSK | 1 | 0 | Back | 5mm | - | Reduced | 26340 | 1880 | 16.12 | 16.50 | 1.091 | 0.01 | 1.060 | 1.157 |
| | LTE Band 25 | 20M | QPSK | 1 | 0 | Back | 5mm | - | Reduced | 26140 | 1860 | 16.09 | 16.50 | 1.099 | 0.02 | 1.030 | 1.132 |
| | LTE Band 25 | 20M | QPSK | 1 | 0 | Back | 5mm | - | Reduced | 26590 | 1905 | 15.92 | 16.50 | 1.143 | 0.01 | 1.060 | 1.211 |
| | LTE Band 25 | 20M | QPSK | 50 | 0 | Back | 5mm | - | Reduced | 26340 | 1880 | 15.82 | 16.50 | 1.169 | 0.07 | 1.000 | 1.169 |
| | LTE Band 25 | 20M | QPSK | 50 | 0 | Back | 5mm | - | Reduced | 26140 | 1860 | 15.81 | 16.50 | 1.172 | 0.08 | 0.972 | 1.139 |
| | LTE Band 25 | 20M | QPSK | 50 | 0 | Back | 5mm | - | Reduced | 26590 | 1905 | 15.80 | 16.50 | 1.175 | 0.08 | 1.010 | 1.187 |
| | LTE Band 25 | 20M | QPSK | 100 | 0 | Back | 5mm | - | Reduced | 26340 | 1880 | 15.78 | 16.50 | 1.180 | -0.08 | 0.995 | 1.174 |
| | LTE Band 25 | 20M | QPSK | 1 | 0 | Front | 20mm | - | Full | 26340 | 1880 | 23.28 | 24.00 | 1.180 | -0.01 | 0.936 | 1.105 |
| | LTE Band 25 | 20M | QPSK | 1 | 0 | Back | 23mm | - | Full | 26590 | 1905 | 23.10 | 24.00 | 1.230 | -0.02 | 0.911 | 1.121 |



FCC SAR Test Report

Report No. : FA080709

| Plot No. | Band | BW (MHz) | Modulation | RB Size | RB offset | Test Position | Gap (mm) | Headset | Power Reduction | Ch. | Freq. (MHz) | Average Power (dBm) | Tune-Up Limit (dBm) | Tune-up Scaling Factor | Power Drift (dB) | Measured 1g SAR (W/kg) | Reported 1g SAR (W/kg) |
|----------|-------------|----------|------------|---------|-----------|---------------|----------|---------|-----------------|--------|-------------|---------------------|---------------------|------------------------|------------------|------------------------|------------------------|
| 54 | LTE Band 26 | 15M | QPSK | 1 | 0 | Front | 5mm | - | Reduced | 26865 | 831.5 | 21.67 | 22.00 | 1.079 | 0.08 | 1.080 | 1.165 |
| | LTE Band 26 | 15M | QPSK | 36 | 0 | Front | 5mm | - | Reduced | 26865 | 831.5 | 21.56 | 22.00 | 1.107 | 0.03 | 0.900 | 0.996 |
| | LTE Band 26 | 15M | QPSK | 75 | 0 | Front | 5mm | - | Reduced | 26865 | 831.5 | 21.45 | 22.00 | 1.135 | -0.05 | 0.898 | 1.019 |
| | LTE Band 26 | 15M | QPSK | 1 | 0 | Front | 5mm | Headset | Reduced | 26865 | 831.5 | 21.67 | 22.00 | 1.079 | 0.02 | 1.020 | 1.101 |
| | LTE Band 26 | 15M | QPSK | 1 | 0 | Back | 5mm | - | Reduced | 26865 | 831.5 | 21.67 | 22.00 | 1.079 | 0.04 | 0.957 | 1.033 |
| | LTE Band 26 | 15M | QPSK | 36 | 0 | Back | 5mm | - | Reduced | 26865 | 831.5 | 21.56 | 22.00 | 1.107 | 0.02 | 0.840 | 0.930 |
| | LTE Band 26 | 15M | QPSK | 75 | 0 | Back | 5mm | - | Reduced | 26865 | 831.5 | 21.45 | 22.00 | 1.135 | -0.02 | 0.791 | 0.898 |
| | LTE Band 26 | 15M | QPSK | 1 | 0 | Front | 20mm | - | Full | 26865 | 831.5 | 23.21 | 24.00 | 1.199 | 0.03 | 0.286 | 0.343 |
| | LTE Band 26 | 15M | QPSK | 1 | 0 | Back | 23mm | - | Full | 26865 | 831.5 | 23.21 | 24.00 | 1.199 | 0.02 | 0.511 | 0.613 |
| | LTE Band 66 | 20M | QPSK | 1 | 0 | Front | 5mm | - | Reduced | 132322 | 1745 | 16.10 | 16.50 | 1.096 | 0.01 | 1.070 | 1.173 |
| | LTE Band 66 | 20M | QPSK | 1 | 0 | Front | 5mm | - | Reduced | 132072 | 1720 | 15.82 | 16.50 | 1.169 | 0.02 | 0.846 | 0.989 |
| | LTE Band 66 | 20M | QPSK | 1 | 0 | Front | 5mm | - | Reduced | 132572 | 1770 | 16.02 | 16.50 | 1.117 | 0.08 | 1.040 | 1.162 |
| 55 | LTE Band 66 | 20M | QPSK | 50 | 0 | Front | 5mm | - | Reduced | 132322 | 1745 | 15.89 | 16.50 | 1.151 | 0.02 | 1.100 | 1.266 |
| | LTE Band 66 | 20M | QPSK | 50 | 0 | Front | 5mm | - | Reduced | 132072 | 1720 | 15.84 | 16.50 | 1.164 | 0.02 | 0.902 | 1.050 |
| | LTE Band 66 | 20M | QPSK | 50 | 0 | Front | 5mm | - | Reduced | 132572 | 1770 | 15.78 | 16.50 | 1.180 | -0.03 | 1.070 | 1.263 |
| | LTE Band 66 | 20M | QPSK | 100 | 0 | Front | 5mm | - | Reduced | 132322 | 1745 | 15.76 | 16.50 | 1.186 | 0.02 | 1.050 | 1.245 |
| | LTE Band 66 | 20M | QPSK | 50 | 0 | Front | 5mm | Headset | Reduced | 132322 | 1745 | 15.89 | 16.50 | 1.151 | -0.01 | 1.080 | 1.243 |
| | LTE Band 66 | 20M | QPSK | 1 | 0 | Back | 5mm | - | Reduced | 132322 | 1745 | 16.10 | 16.50 | 1.096 | 0.01 | 0.947 | 1.038 |
| | LTE Band 66 | 20M | QPSK | 1 | 0 | Back | 5mm | - | Reduced | 132072 | 1720 | 15.82 | 16.50 | 1.169 | -0.04 | 0.837 | 0.979 |
| | LTE Band 66 | 20M | QPSK | 1 | 0 | Back | 5mm | - | Reduced | 132572 | 1770 | 16.02 | 16.50 | 1.117 | 0.02 | 0.975 | 1.089 |
| | LTE Band 66 | 20M | QPSK | 50 | 0 | Back | 5mm | - | Reduced | 132322 | 1745 | 15.89 | 16.50 | 1.151 | -0.02 | 0.958 | 1.102 |
| | LTE Band 66 | 20M | QPSK | 50 | 0 | Back | 5mm | - | Reduced | 132072 | 1720 | 15.84 | 16.50 | 1.164 | 0.07 | 0.959 | 1.116 |
| | LTE Band 66 | 20M | QPSK | 50 | 0 | Back | 5mm | - | Reduced | 132572 | 1770 | 15.78 | 16.50 | 1.180 | 0.04 | 1.010 | 1.192 |
| | LTE Band 66 | 20M | QPSK | 100 | 0 | Back | 5mm | - | Reduced | 132322 | 1745 | 15.76 | 16.50 | 1.186 | -0.04 | 0.983 | 1.166 |
| | LTE Band 66 | 20M | QPSK | 1 | 0 | Front | 20mm | - | Full | 132322 | 1745 | 23.36 | 24.00 | 1.159 | 0.01 | 0.518 | 0.600 |
| | LTE Band 66 | 20M | QPSK | 1 | 0 | Back | 23mm | - | Full | 132572 | 1770 | 23.33 | 24.00 | 1.167 | 0.06 | 0.561 | 0.655 |
| | LTE Band 71 | 20M | QPSK | 1 | 0 | Front | 5mm | - | Full | 133322 | 683 | 23.38 | 24.00 | 1.153 | 0.08 | 0.615 | 0.709 |
| | LTE Band 71 | 20M | QPSK | 50 | 0 | Front | 5mm | - | Full | 133322 | 683 | 22.94 | 23.00 | 1.014 | -0.01 | 0.385 | 0.390 |
| 56 | LTE Band 71 | 20M | QPSK | 1 | 0 | Back | 5mm | - | Full | 133322 | 683 | 23.38 | 24.00 | 1.153 | 0.06 | 0.659 | 0.760 |
| | LTE Band 71 | 20M | QPSK | 50 | 0 | Back | 5mm | - | Full | 133322 | 683 | 22.94 | 23.00 | 1.014 | -0.02 | 0.425 | 0.431 |



<TDD LTE SAR>

| Plot No. | Band | BW (MHz) | Modulation | RB Size | RB offset | Test Position | Gap (mm) | Headset | Power Reduction | Ch. | Freq. (MHz) | Average Power (dBm) | Tune-Up Limit (dBm) | Tune-up Scaling Factor | Duty Cycle % | Duty Cycle Scaling Factor | Power Drift (dB) | Measured 1g SAR (W/kg) | Reported 1g SAR (W/kg) |
|----------|------------------|----------|------------|---------|-----------|---------------|----------|---------|-----------------|-------------|---------------|---------------------|---------------------|------------------------|--------------|---------------------------|------------------|------------------------|------------------------|
| | LTE Band 41 | 20M | QPSK | 1 | 0 | Front | 5mm | - | Reduced | 40620 | 2593 | 20.99 | 21.50 | 1.125 | 62.9 | 1.006 | -0.02 | 0.948 | 1.073 |
| | LTE Band 41 | 20M | QPSK | 1 | 0 | Front | 5mm | - | Reduced | 39750 | 2506 | 20.66 | 21.50 | 1.213 | 62.9 | 1.006 | 0.02 | 0.917 | 1.119 |
| | LTE Band 41 | 20M | QPSK | 1 | 0 | Front | 5mm | - | Reduced | 40185 | 2549.5 | 20.68 | 21.50 | 1.208 | 62.9 | 1.006 | 0.16 | 0.933 | 1.134 |
| | LTE Band 41 | 20M | QPSK | 1 | 0 | Front | 5mm | - | Reduced | 41055 | 2636.5 | 20.64 | 21.50 | 1.219 | 62.9 | 1.006 | 0.16 | 0.938 | 1.150 |
| | LTE Band 41 | 20M | QPSK | 1 | 0 | Front | 5mm | - | Reduced | 41490 | 2680 | 20.81 | 21.50 | 1.172 | 62.9 | 1.006 | 0.02 | 0.941 | 1.110 |
| | LTE Band 41 | 20M | QPSK | 50 | 0 | Front | 5mm | - | Reduced | 40620 | 2593 | 20.98 | 21.50 | 1.127 | 62.9 | 1.006 | 0.04 | 1.040 | 1.179 |
| | LTE Band 41 | 20M | QPSK | 50 | 0 | Front | 5mm | - | Reduced | 39750 | 2506 | 20.80 | 21.50 | 1.175 | 62.9 | 1.006 | 0.06 | 1.050 | 1.241 |
| | LTE Band 41 | 20M | QPSK | 50 | 0 | Front | 5mm | - | Reduced | 40185 | 2549.5 | 20.75 | 21.50 | 1.189 | 62.9 | 1.006 | 0.01 | 1.060 | 1.267 |
| | LTE Band 41 | 20M | QPSK | 50 | 0 | Front | 5mm | - | Reduced | 41055 | 2636.5 | 20.71 | 21.50 | 1.199 | 62.9 | 1.006 | 0.05 | 1.080 | 1.303 |
| | LTE Band 41 | 20M | QPSK | 50 | 0 | Front | 5mm | - | Reduced | 41490 | 2680 | 20.73 | 21.50 | 1.194 | 62.9 | 1.006 | -0.02 | 1.050 | 1.261 |
| | LTE Band 41 | 20M | QPSK | 100 | 0 | Front | 5mm | - | Reduced | 40620 | 2593 | 20.51 | 21.50 | 1.256 | 62.9 | 1.006 | 0.05 | 1.030 | 1.301 |
| | LTE Band 41 | 20M | QPSK | 1 | 0 | Back | 5mm | - | Reduced | 40620 | 2593 | 20.99 | 21.50 | 1.125 | 62.9 | 1.006 | 0.06 | 1.200 | 1.358 |
| | LTE Band 41 | 20M | QPSK | 1 | 0 | Back | 5mm | - | Reduced | 39750 | 2506 | 20.66 | 21.50 | 1.213 | 62.9 | 1.006 | 0.01 | 1.100 | 1.343 |
| 57 | LTE Band 41 | 20M | QPSK | 1 | 0 | Back | 5mm | - | Reduced | 40185 | 2549.5 | 20.68 | 21.50 | 1.208 | 62.9 | 1.006 | 0.07 | 1.130 | 1.373 |
| | LTE Band 41 | 20M | QPSK | 1 | 0 | Back | 5mm | - | Reduced | 40185+39987 | 2549.5+2529.7 | 20.28 | 21.50 | 1.324 | 62.9 | 1.006 | 0.02 | 0.986 | 1.314 |
| | LTE Band 41 | 20M | QPSK | 1 | 0 | Back | 5mm | - | Reduced | 41055 | 2636.5 | 20.64 | 21.50 | 1.219 | 62.9 | 1.006 | -0.02 | 1.040 | 1.275 |
| | LTE Band 41 | 20M | QPSK | 1 | 0 | Back | 5mm | - | Reduced | 41490 | 2680 | 20.81 | 21.50 | 1.172 | 62.9 | 1.006 | 0.05 | 1.060 | 1.250 |
| | LTE Band 41 | 20M | QPSK | 50 | 0 | Back | 5mm | - | Reduced | 40620 | 2593 | 20.98 | 21.50 | 1.127 | 62.9 | 1.006 | 0.02 | 1.210 | 1.372 |
| | LTE Band 41 | 20M | QPSK | 50 | 0 | Back | 5mm | - | Reduced | 39750 | 2506 | 20.80 | 21.50 | 1.175 | 62.9 | 1.006 | -0.02 | 1.070 | 1.265 |
| | LTE Band 41 | 20M | QPSK | 50 | 0 | Back | 5mm | - | Reduced | 40185 | 2549.5 | 20.75 | 21.50 | 1.189 | 62.9 | 1.006 | 0.01 | 1.120 | 1.339 |
| | LTE Band 41 | 20M | QPSK | 50 | 0 | Back | 5mm | - | Reduced | 41055 | 2636.5 | 20.71 | 21.50 | 1.199 | 62.9 | 1.006 | 0.05 | 1.110 | 1.339 |
| | LTE Band 41 | 20M | QPSK | 50 | 0 | Back | 5mm | - | Reduced | 41490 | 2680 | 20.73 | 21.50 | 1.194 | 62.9 | 1.006 | -0.18 | 1.120 | 1.345 |
| | LTE Band 41 | 20M | QPSK | 100 | 0 | Back | 5mm | - | Reduced | 40620 | 2593 | 20.51 | 21.50 | 1.256 | 62.9 | 1.006 | 0.01 | 0.992 | 1.253 |
| | LTE Band 41 | 20M | QPSK | 50 | 0 | Back | 5mm | Headset | Reduced | 40185 | 2549.5 | 20.68 | 21.50 | 1.208 | 62.9 | 1.006 | 0.01 | 1.060 | 1.288 |
| | LTE Band 41 | 20M | QPSK | 1 | 0 | Front | 20mm | - | Full | 41055 | 2636.5 | 24.23 | 25.00 | 1.194 | 62.9 | 1.006 | 0.04 | 0.153 | 0.184 |
| | LTE Band 41 | 20M | QPSK | 1 | 0 | Back | 23mm | - | Full | 40185 | 2549.5 | 24.34 | 25.00 | 1.164 | 62.9 | 1.006 | 0.02 | 0.466 | 0.546 |
| | LTE Band 41-HPUE | 20M | QPSK | 1 | 0 | Front | 5mm | - | Reduced | 40620 | 2593 | 20.76 | 21.50 | 1.186 | 42.9 | 1.009 | 0.06 | 0.670 | 0.802 |
| | LTE Band 41-HPUE | 20M | QPSK | 1 | 0 | Front | 5mm | - | Reduced | 39750 | 2506 | 20.68 | 21.50 | 1.208 | 42.9 | 1.009 | -0.01 | 0.605 | 0.737 |
| | LTE Band 41-HPUE | 20M | QPSK | 1 | 0 | Front | 5mm | - | Reduced | 40185 | 2549.5 | 20.71 | 21.50 | 1.199 | 42.9 | 1.009 | -0.01 | 0.661 | 0.800 |
| | LTE Band 41-HPUE | 20M | QPSK | 1 | 0 | Front | 5mm | - | Reduced | 41055 | 2636.5 | 20.67 | 21.50 | 1.211 | 42.9 | 1.009 | 0.01 | 0.623 | 0.761 |
| | LTE Band 41-HPUE | 20M | QPSK | 1 | 0 | Front | 5mm | - | Reduced | 41490 | 2680 | 20.66 | 21.50 | 1.213 | 42.9 | 1.009 | -0.09 | 0.614 | 0.752 |
| | LTE Band 41-HPUE | 20M | QPSK | 50 | 0 | Front | 5mm | - | Reduced | 40620 | 2593 | 20.73 | 21.50 | 1.194 | 42.9 | 1.009 | 0.05 | 0.656 | 0.790 |
| | LTE Band 41-HPUE | 20M | QPSK | 50 | 0 | Front | 5mm | - | Reduced | 39750 | 2506 | 20.40 | 21.50 | 1.288 | 42.9 | 1.009 | 0.02 | 0.619 | 0.805 |
| | LTE Band 41-HPUE | 20M | QPSK | 50 | 0 | Front | 5mm | - | Reduced | 40185 | 2549.5 | 20.50 | 21.50 | 1.259 | 42.9 | 1.009 | 0.09 | 0.629 | 0.799 |
| | LTE Band 41-HPUE | 20M | QPSK | 50 | 0 | Front | 5mm | - | Reduced | 41055 | 2636.5 | 20.64 | 21.50 | 1.219 | 42.9 | 1.009 | 0.09 | 0.660 | 0.812 |
| | LTE Band 41-HPUE | 20M | QPSK | 50 | 0 | Front | 5mm | - | Reduced | 41490 | 2680 | 20.61 | 21.50 | 1.227 | 42.9 | 1.009 | -0.01 | 0.640 | 0.793 |
| | LTE Band 41-HPUE | 20M | QPSK | 100 | 0 | Front | 5mm | - | Reduced | 40620 | 2593 | 20.63 | 21.50 | 1.222 | 42.9 | 1.009 | 0.06 | 0.616 | 0.759 |
| | LTE Band 41-HPUE | 20M | QPSK | 1 | 0 | Back | 5mm | - | Reduced | 40620 | 2593 | 20.76 | 21.50 | 1.186 | 42.9 | 1.009 | -0.08 | 0.784 | 0.938 |
| | LTE Band 41-HPUE | 20M | QPSK | 1 | 0 | Back | 5mm | - | Reduced | 39750 | 2506 | 20.68 | 21.50 | 1.208 | 42.9 | 1.009 | 0.02 | 0.788 | 0.960 |
| | LTE Band 41-HPUE | 20M | QPSK | 1 | 0 | Back | 5mm | - | Reduced | 40185 | 2549.5 | 20.71 | 21.50 | 1.199 | 42.9 | 1.009 | 0.09 | 0.821 | 0.994 |
| | LTE Band 41-HPUE | 20M | QPSK | 1 | 0 | Back | 5mm | - | Reduced | 41055 | 2636.5 | 20.67 | 21.50 | 1.211 | 42.9 | 1.009 | 0.02 | 0.815 | 0.996 |
| | LTE Band 41-HPUE | 20M | QPSK | 1 | 0 | Back | 5mm | - | Reduced | 41490 | 2680 | 20.66 | 21.50 | 1.213 | 42.9 | 1.009 | -0.11 | 0.802 | 0.982 |
| | LTE Band 41-HPUE | 20M | QPSK | 50 | 0 | Back | 5mm | - | Reduced | 40620 | 2593 | 20.73 | 21.50 | 1.194 | 42.9 | 1.009 | -0.03 | 0.900 | 1.084 |
| | LTE Band 41-HPUE | 20M | QPSK | 50 | 0 | Back | 5mm | - | Reduced | 39750 | 2506 | 20.40 | 21.50 | 1.288 | 42.9 | 1.009 | 0.02 | 0.788 | 1.024 |
| | LTE Band 41-HPUE | 20M | QPSK | 50 | 0 | Back | 5mm | - | Reduced | 40185 | 2549.5 | 20.50 | 21.50 | 1.259 | 42.9 | 1.009 | 0.09 | 0.821 | 1.043 |
| | LTE Band 41-HPUE | 20M | QPSK | 50 | 0 | Back | 5mm | - | Reduced | 41055 | 2636.5 | 20.64 | 21.50 | 1.219 | 42.9 | 1.009 | 0.02 | 0.815 | 1.002 |
| | LTE Band 41-HPUE | 20M | QPSK | 50 | 0 | Back | 5mm | - | Reduced | 41490 | 2680 | 20.61 | 21.50 | 1.227 | 42.9 | 1.009 | -0.11 | 0.802 | 0.993 |
| | LTE Band 41-HPUE | 20M | QPSK | 100 | 0 | Back | 5mm | - | Reduced | 40620 | 2593 | 20.63 | 21.50 | 1.222 | 42.9 | 1.009 | -0.03 | 0.766 | 0.944 |
| | LTE Band 41-HPUE | 20M | QPSK | 1 | 0 | Front | 20mm | - | Full | 41055 | 2636.5 | 25.34 | 27.00 | 1.466 | 42.9 | 1.009 | 0.04 | 0.107 | 0.158 |
| | LTE Band 41-HPUE | 20M | QPSK | 1 | 0 | Back | 23mm | - | Full | 40620 | 2593 | 25.68 | 27.00 | 1.355 | 42.9 | 1.009 | 0.07 | 0.211 | 0.289 |



<WLAN2.4G SAR>

| Plot No. | Band | Mode | Test Position | Gap (mm) | Headset | Power Reduction | Ch. | Freq. (MHz) | Average Power (dBm) | Tune-Up Limit (dBm) | Tune-up Scaling Factor | Duty Cycle % | Duty Cycle Scaling Factor | Power Drift (dB) | Measured 1g SAR (W/kg) | Reported 1g SAR (W/kg) |
|----------|------------|---------------|---------------|----------|---------|-----------------|-----|-------------|---------------------|---------------------|------------------------|--------------|---------------------------|------------------|------------------------|------------------------|
| | WLAN2.4GHz | 802.11b 1Mbps | Front | 5mm | - | Full | 11 | 2462 | 18.70 | 20.00 | 1.349 | 98.28 | 1.018 | 0.05 | 0.569 | 0.781 |
| | WLAN2.4GHz | 802.11b 1Mbps | Back | 5mm | - | Full | 11 | 2462 | 18.70 | 20.00 | 1.349 | 98.28 | 1.018 | 0.08 | 0.589 | 0.809 |
| 58 | WLAN2.4GHz | 802.11b 1Mbps | Back | 5mm | - | Full | 1 | 2412 | 18.30 | 20.00 | 1.479 | 98.28 | 1.018 | 0.13 | 0.541 | 0.815 |
| | WLAN2.4GHz | 802.11b 1Mbps | Back | 5mm | - | Full | 6 | 2437 | 18.60 | 20.00 | 1.380 | 98.28 | 1.018 | 0.06 | 0.579 | 0.814 |

<WLAN5G SAR>

| Plot No. | Band | Mode | Test Position | Gap (mm) | Headset | Power Reduction | Ch. | Freq. (MHz) | Average Power (dBm) | Tune-Up Limit (dBm) | Tune-up Scaling Factor | Duty Cycle % | Duty Cycle Scaling Factor | Power Drift (dB) | Measured 1g SAR (W/kg) | Reported 1g SAR (W/kg) |
|----------|------------|-------------------|---------------|----------|---------|-----------------|-----|-------------|---------------------|---------------------|------------------------|--------------|---------------------------|------------------|------------------------|------------------------|
| | WLAN5.2GHz | 802.11n-HT40 MCS0 | Front | 5mm | - | Reduced | 38 | 5190 | 8.05 | 8.50 | 1.109 | 96.03 | 1.041 | 0.01 | 0.069 | 0.080 |
| | WLAN5.2GHz | 802.11n-HT40 MCS0 | Back | 5mm | - | Reduced | 38 | 5190 | 8.05 | 8.50 | 1.109 | 96.03 | 1.041 | 0.03 | 0.808 | 0.933 |
| | WLAN5.2GHz | 802.11n-HT40 MCS0 | Back | 5mm | - | Reduced | 46 | 5230 | 7.92 | 8.50 | 1.143 | 96.03 | 1.041 | -0.05 | 0.857 | 1.020 |
| | WLAN5.2GHz | 802.11n-HT40 MCS0 | Front | 20mm | - | Full | 38 | 5190 | 12.13 | 12.50 | 1.089 | 96.03 | 1.041 | 0.03 | 0.005 | 0.006 |
| 79 | WLAN5.2GHz | 802.11n-HT40 MCS0 | Back | 23mm | - | Full | 46 | 5230 | 15.01 | 15.50 | 1.119 | 96.03 | 1.041 | 0.01 | 0.995 | 1.160 |
| | WLAN5.2GHz | 802.11n-HT40 MCS0 | Back | 23mm | - | Full | 38 | 5190 | 12.13 | 12.50 | 1.089 | 96.03 | 1.041 | 0.11 | 0.356 | 0.404 |
| | WLAN5.3GHz | 802.11n-HT40 MCS0 | Front | 5mm | - | Reduced | 62 | 5310 | 7.99 | 8.50 | 1.125 | 96.03 | 1.041 | 0.05 | 0.052 | 0.061 |
| | WLAN5.3GHz | 802.11n-HT40 MCS0 | Back | 5mm | - | Reduced | 54 | 5270 | 7.70 | 8.50 | 1.202 | 96.03 | 1.041 | -0.03 | 0.814 | 1.019 |
| | WLAN5.3GHz | 802.11n-HT40 MCS0 | Back | 5mm | - | Reduced | 62 | 5310 | 7.99 | 8.50 | 1.125 | 96.03 | 1.041 | -0.05 | 0.756 | 0.885 |
| | WLAN5.3GHz | 802.11n-HT40 MCS0 | Front | 20mm | - | Full | 62 | 5310 | 12.90 | 13.00 | 1.023 | 96.03 | 1.041 | 0.05 | 0.009 | 0.010 |
| 59 | WLAN5.3GHz | 802.11n-HT40 MCS0 | Back | 23mm | - | Full | 54 | 5270 | 16.47 | 17.00 | 1.130 | 96.03 | 1.041 | -0.04 | 1.170 | 1.376 |
| | WLAN5.3GHz | 802.11n-HT40 MCS0 | Back | 23mm | - | Full | 62 | 5310 | 12.90 | 13.00 | 1.023 | 96.03 | 1.041 | 0.01 | 0.297 | 0.316 |
| | WLAN5.5GHz | 802.11n-HT40 MCS0 | Front | 5mm | - | Reduced | 110 | 5550 | 12.06 | 13.00 | 1.242 | 96.03 | 1.041 | 0.01 | 0.059 | 0.076 |
| | WLAN5.5GHz | 802.11n-HT40 MCS0 | Back | 5mm | - | Reduced | 110 | 5550 | 12.06 | 13.00 | 1.242 | 96.03 | 1.041 | 0.07 | 0.476 | 0.615 |
| | WLAN5.5GHz | 802.11n-HT40 MCS0 | Back | 5mm | - | Reduced | 102 | 5510 | 12.01 | 13.00 | 1.256 | 96.03 | 1.041 | -0.03 | 0.537 | 0.702 |
| | WLAN5.5GHz | 802.11n-HT40 MCS0 | Back | 5mm | - | Reduced | 134 | 5670 | 11.75 | 13.00 | 1.335 | 96.03 | 1.041 | 0.01 | 0.845 | 1.174 |
| | WLAN5.5GHz | 802.11n-HT40 MCS0 | Back | 5mm | - | Reduced | 126 | 5630 | 11.86 | 13.00 | 1.300 | 96.03 | 1.041 | 0.01 | 0.611 | 0.827 |
| | WLAN5.5GHz | 802.11n-HT40 MCS0 | Back | 5mm | - | Reduced | 142 | 5710 | 11.81 | 13.00 | 1.315 | 96.03 | 1.041 | -0.02 | 0.586 | 0.802 |
| | WLAN5.5GHz | 802.11n-HT40 MCS0 | Front | 20mm | - | Full | 110 | 5550 | 17.82 | 18.50 | 1.169 | 96.03 | 1.041 | 0.01 | 0.008 | 0.010 |
| | WLAN5.5GHz | 802.11n-HT40 MCS0 | Back | 23mm | - | Full | 142 | 5710 | 17.56 | 18.50 | 1.242 | 96.03 | 1.041 | 0.03 | 1.050 | 1.357 |
| 60 | WLAN5.5GHz | 802.11n-HT40 MCS0 | Back | 23mm | - | Full | 134 | 5670 | 17.28 | 18.50 | 1.324 | 96.03 | 1.041 | 0.11 | 1.030 | 1.420 |
| | WLAN5.5GHz | 802.11n-HT40 MCS0 | Back | 23mm | - | Full | 110 | 5550 | 17.82 | 18.50 | 1.169 | 96.03 | 1.041 | 0.03 | 1.130 | 1.376 |
| | WLAN5.5GHz | 802.11n-HT40 MCS0 | Back | 23mm | - | Full | 102 | 5510 | 15.24 | 16.00 | 1.191 | 96.03 | 1.041 | 0.08 | 0.716 | 0.888 |
| | WLAN5.8GHz | 802.11n-HT40 MCS0 | Front | 5mm | - | Reduced | 151 | 5755 | 8.38 | 9.00 | 1.153 | 96.03 | 1.041 | -0.03 | 0.068 | 0.082 |
| | WLAN5.8GHz | 802.11n-HT40 MCS0 | Back | 5mm | - | Reduced | 151 | 5755 | 8.38 | 9.00 | 1.153 | 96.03 | 1.041 | 0.02 | 0.906 | 1.088 |
| | WLAN5.8GHz | 802.11n-HT40 MCS0 | Back | 5mm | - | Reduced | 159 | 5795 | 8.37 | 9.00 | 1.156 | 96.03 | 1.041 | -0.09 | 0.976 | 1.175 |
| | WLAN5.8GHz | 802.11n-HT40 MCS0 | Front | 20mm | - | Full | 151 | 5755 | 17.56 | 18.00 | 1.107 | 96.03 | 1.041 | -0.03 | 0.007 | 0.008 |
| | WLAN5.8GHz | 802.11n-HT40 MCS0 | Back | 23mm | - | Full | 159 | 5795 | 17.53 | 18.00 | 1.114 | 96.03 | 1.041 | 0.05 | 1.200 | 1.392 |
| 61 | WLAN5.8GHz | 802.11n-HT40 MCS0 | Back | 23mm | - | Full | 151 | 5755 | 17.56 | 18.00 | 1.107 | 96.03 | 1.041 | 0.01 | 1.210 | 1.394 |

<Bluetooth SAR>

| Plot No. | Band | Mode | Test Position | Gap (mm) | Headset | Power Reduction | Ch. | Freq. (MHz) | Average Power (dBm) | Tune-Up Limit (dBm) | Tune-up Scaling Factor | Duty Cycle % | Duty Cycle Scaling Factor | Power Drift (dB) | Measured 1g SAR (W/kg) | Reported 1g SAR (W/kg) |
|----------|-----------|-------|---------------|----------|---------|-----------------|-----|-------------|---------------------|---------------------|------------------------|--------------|---------------------------|------------------|------------------------|------------------------|
| | Bluetooth | 1Mbps | Front | 5mm | - | Full | 39 | 2441 | 11.00 | 11.50 | 1.122 | 76.84 | 1.084 | -0.03 | 0.083 | 0.101 |
| | Bluetooth | 1Mbps | Back | 5mm | - | Full | 39 | 2441 | 11.00 | 11.50 | 1.122 | 76.84 | 1.084 | 0.15 | 0.103 | 0.125 |
| 62 | Bluetooth | 1Mbps | Back | 5mm | - | Full | 0 | 2402 | 10.10 | 11.50 | 1.380 | 76.84 | 1.084 | 0.15 | 0.100 | 0.149 |
| | Bluetooth | 1Mbps | Back | 5mm | - | Full | 78 | 2480 | 10.90 | 11.50 | 1.148 | 76.84 | 1.084 | -0.03 | 0.104 | 0.129 |



15.4 Product specific 10g SAR

<GSM SAR>

| Plot No. | Band | Mode | Test Position | Gap (mm) | Power Reduction | Ch. | Freq. (MHz) | Average Power (dBm) | Tune-Up Limit (dBm) | Tune-up Scaling Factor | Power Drift (dB) | Measured 10g SAR (W/kg) | Reported 10g SAR (W/kg) |
|----------|----------|-----------------|---------------|----------|-----------------|-----|-------------|---------------------|---------------------|------------------------|------------------|-------------------------|-------------------------|
| 63 | GSM 850 | GPRS 2 Tx slots | Front | 0mm | Full | 128 | 824.2 | 28.86 | 30.50 | 1.459 | 0.08 | 0.586 | 0.855 |
| | GSM 1900 | GPRS 2 Tx slots | Front | 0mm | Reduced | 661 | 1880 | 25.42 | 27.00 | 1.439 | 0.02 | 1.900 | 2.734 |
| 64 | GSM 1900 | GPRS 2 Tx slots | Front | 0mm | Reduced | 512 | 1850.2 | 25.59 | 27.00 | 1.384 | 0.09 | 1.990 | 2.753 |
| | GSM 1900 | GPRS 2 Tx slots | Front | 0mm | Reduced | 810 | 1909.8 | 25.43 | 27.00 | 1.435 | 0.11 | 1.680 | 2.412 |
| | GSM 1900 | GPRS 2 Tx slots | Back | 0mm | Reduced | 661 | 1880 | 25.42 | 27.00 | 1.439 | -0.12 | 1.780 | 2.561 |
| | GSM 1900 | GPRS 2 Tx slots | Back | 0mm | Reduced | 512 | 1850.2 | 25.59 | 27.00 | 1.384 | -0.02 | 1.730 | 2.394 |
| | GSM 1900 | GPRS 2 Tx slots | Back | 0mm | Reduced | 810 | 1909.8 | 25.43 | 27.00 | 1.435 | 0.01 | 1.550 | 2.225 |
| | GSM 1900 | GPRS 2 Tx slots | Bottom Side | 0mm | Reduced | 661 | 1880 | 25.42 | 27.00 | 1.439 | 0.07 | 1.220 | 1.755 |
| | GSM 1900 | GPRS 2 Tx slots | Front | 8mm | Full | 512 | 1850.2 | 26.34 | 27.50 | 1.306 | 0.08 | 0.663 | 0.866 |
| | GSM 1900 | GPRS 2 Tx slots | Back | 8mm | Full | 661 | 1880 | 26.35 | 27.50 | 1.303 | 0.04 | 0.687 | 0.895 |
| | GSM 1900 | GPRS 2 Tx slots | Bottom Side | 13mm | Full | 661 | 1880 | 26.35 | 27.50 | 1.303 | 0.06 | 0.702 | 0.915 |

<WCDMA SAR>

| Plot No. | Band | Mode | Test Position | Gap (mm) | Power Reduction | Ch. | Freq. (MHz) | Average Power (dBm) | Tune-Up Limit (dBm) | Tune-up Scaling Factor | Power Drift (dB) | Measured 10g SAR (W/kg) | Reported 10g SAR (W/kg) |
|----------|----------|--------------|---------------|----------|-----------------|------|-------------|---------------------|---------------------|------------------------|------------------|-------------------------|-------------------------|
| | WCDMA II | RMC 12.2Kbps | Front | 0mm | Reduced | 9400 | 1880 | 18.42 | 19.50 | 1.282 | 0.08 | 2.220 | 2.847 |
| 65 | WCDMA II | RMC 12.2Kbps | Front | 0mm | Reduced | 9262 | 1852.4 | 18.41 | 19.50 | 1.285 | 0.09 | 2.490 | 3.200 |
| | WCDMA II | RMC 12.2Kbps | Front | 0mm | Reduced | 9538 | 1907.6 | 18.12 | 19.50 | 1.374 | 0.09 | 1.950 | 2.679 |
| | WCDMA II | RMC 12.2Kbps | Back | 0mm | Reduced | 9400 | 1880 | 18.42 | 19.50 | 1.282 | 0.03 | 2.030 | 2.603 |
| | WCDMA II | RMC 12.2Kbps | Back | 0mm | Reduced | 9262 | 1852.4 | 18.41 | 19.50 | 1.285 | 0.02 | 2.250 | 2.892 |
| | WCDMA II | RMC 12.2Kbps | Back | 0mm | Reduced | 9538 | 1907.6 | 18.12 | 19.50 | 1.374 | -0.01 | 1.820 | 2.501 |
| | WCDMA II | RMC 12.2Kbps | Bottom Side | 0mm | Reduced | 9400 | 1880 | 18.42 | 19.50 | 1.282 | 0.04 | 1.460 | 1.872 |
| | WCDMA II | RMC 12.2Kbps | Front | 8mm | Full | 9262 | 1852.4 | 22.96 | 24.00 | 1.271 | -0.07 | 2.230 | 2.833 |
| | WCDMA II | RMC 12.2Kbps | Back | 8mm | Full | 9262 | 1852.4 | 22.96 | 24.00 | 1.271 | 0.06 | 2.060 | 2.617 |
| | WCDMA II | RMC 12.2Kbps | Bottom Side | 13mm | Full | 9400 | 1880 | 23.05 | 24.00 | 1.245 | 0.09 | 2.160 | 2.688 |
| | WCDMA II | RMC 12.2Kbps | Bottom Side | 13mm | Full | 9262 | 1852.4 | 22.96 | 24.00 | 1.271 | 0.04 | 1.760 | 2.236 |
| | WCDMA II | RMC 12.2Kbps | Bottom Side | 13mm | Full | 9538 | 1907.6 | 22.86 | 24.00 | 1.300 | 0.02 | 1.860 | 2.418 |
| 66 | WCDMA IV | RMC 12.2Kbps | Front | 0mm | Reduced | 1413 | 1732.6 | 19.54 | 20.50 | 1.247 | -0.09 | 2.680 | 3.343 |
| | WCDMA IV | RMC 12.2Kbps | Front | 0mm | Reduced | 1312 | 1712.4 | 19.52 | 20.50 | 1.253 | 0.05 | 2.510 | 3.145 |
| | WCDMA IV | RMC 12.2Kbps | Front | 0mm | Reduced | 1513 | 1752.6 | 19.45 | 20.50 | 1.274 | 0.06 | 2.490 | 3.171 |
| | WCDMA IV | RMC 12.2Kbps | Back | 0mm | Reduced | 1413 | 1732.6 | 19.54 | 20.50 | 1.247 | 0.02 | 2.550 | 3.181 |
| | WCDMA IV | RMC 12.2Kbps | Back | 0mm | Reduced | 1312 | 1712.4 | 19.52 | 20.50 | 1.253 | 0.01 | 2.610 | 3.271 |
| | WCDMA IV | RMC 12.2Kbps | Back | 0mm | Reduced | 1513 | 1752.6 | 19.45 | 20.50 | 1.274 | 0.11 | 2.600 | 3.311 |
| | WCDMA IV | RMC 12.2Kbps | Bottom Side | 0mm | Reduced | 1413 | 1732.6 | 19.54 | 20.50 | 1.247 | 0.09 | 2.310 | 2.881 |
| | WCDMA IV | RMC 12.2Kbps | Bottom Side | 0mm | Reduced | 1312 | 1712.4 | 19.52 | 20.50 | 1.253 | 0.05 | 2.530 | 3.170 |
| | WCDMA IV | RMC 12.2Kbps | Bottom Side | 0mm | Reduced | 1513 | 1752.6 | 19.45 | 20.50 | 1.274 | 0.02 | 2.180 | 2.776 |
| | WCDMA IV | RMC 12.2Kbps | Front | 8mm | Full | 1413 | 1732.6 | 23.23 | 24.00 | 1.194 | 0.02 | 1.810 | 2.161 |
| | WCDMA IV | RMC 12.2Kbps | Back | 8mm | Full | 1513 | 1752.6 | 23.10 | 24.00 | 1.230 | -0.01 | 1.630 | 2.005 |
| | WCDMA IV | RMC 12.2Kbps | Bottom Side | 13mm | Full | 1312 | 1712.4 | 23.16 | 24.00 | 1.213 | 0.05 | 1.190 | 1.444 |
| | WCDMA V | RMC 12.2Kbps | Front | 0mm | Full | 4182 | 836.4 | 23.29 | 24.00 | 1.178 | 0.02 | 1.970 | 2.320 |
| 67 | WCDMA V | RMC 12.2Kbps | Front | 0mm | Full | 4132 | 826.4 | 23.23 | 24.00 | 1.194 | 0.01 | 2.030 | 2.424 |
| | WCDMA V | RMC 12.2Kbps | Front | 0mm | Full | 4233 | 846.6 | 23.14 | 24.00 | 1.219 | 0.06 | 1.890 | 2.304 |
| | WCDMA V | RMC 12.2Kbps | Back | 0mm | Full | 4182 | 836.4 | 23.29 | 24.00 | 1.178 | 0.01 | 1.830 | 2.155 |
| | WCDMA V | RMC 12.2Kbps | Back | 0mm | Full | 4132 | 826.4 | 23.23 | 24.00 | 1.194 | 0.11 | 1.800 | 2.149 |
| | WCDMA V | RMC 12.2Kbps | Back | 0mm | Full | 4233 | 846.6 | 23.14 | 24.00 | 1.219 | 0.09 | 1.750 | 2.133 |
| | WCDMA V | RMC 12.2Kbps | Bottom Side | 0mm | Full | 4182 | 836.4 | 23.29 | 24.00 | 1.178 | 0.05 | 1.910 | 2.249 |
| | WCDMA V | RMC 12.2Kbps | Bottom Side | 0mm | Full | 4132 | 826.4 | 23.23 | 24.00 | 1.194 | 0.02 | 1.790 | 2.137 |
| | WCDMA V | RMC 12.2Kbps | Bottom Side | 0mm | Full | 4233 | 846.6 | 23.14 | 24.00 | 1.219 | -0.07 | 1.620 | 1.975 |



<CDMA SAR>

| Plot No. | Band | Mode | Test Position | Gap (mm) | Power Reduction | Ch. | Freq. (MHz) | Average Power (dBm) | Tune-Up Limit (dBm) | Tune-up Scaling Factor | Power Drift (dB) | Measured 10g SAR (W/kg) | Reported 10g SAR (W/kg) |
|----------|---------------|----------------|---------------|----------|-----------------|------|-------------|---------------------|---------------------|------------------------|------------------|-------------------------|-------------------------|
| | CDMA2000 BC0 | RTAP 153.6Kbps | Front | 0mm | Reduced | 384 | 836.52 | 23.34 | 24.00 | 1.164 | 0.01 | 1.790 | 2.084 |
| | CDMA2000 BC0 | RTAP 153.6Kbps | Front | 0mm | Reduced | 1013 | 824.7 | 23.21 | 24.00 | 1.199 | 0.11 | 1.760 | 2.111 |
| 68 | CDMA2000 BC0 | RTAP 153.6Kbps | Front | 0mm | Reduced | 777 | 848.31 | 23.22 | 24.00 | 1.197 | 0.09 | 1.770 | 2.118 |
| | CDMA2000 BC0 | RTAP 153.6Kbps | Back | 0mm | Reduced | 384 | 836.52 | 23.34 | 24.00 | 1.164 | 0.05 | 1.420 | 1.653 |
| | CDMA2000 BC0 | RTAP 153.6Kbps | Bottom Side | 0mm | Reduced | 384 | 836.52 | 23.34 | 24.00 | 1.164 | 0.02 | 1.520 | 1.769 |
| | CDMA2000 BC0 | RTAP 153.6Kbps | Front | 8mm | Full | 777 | 848.31 | 23.95 | 25.00 | 1.274 | -0.01 | 0.527 | 0.671 |
| | CDMA2000 BC0 | RTAP 153.6Kbps | Back | 8mm | Full | 384 | 836.52 | 24.16 | 25.00 | 1.213 | 0.05 | 0.474 | 0.575 |
| | CDMA2000 BC0 | RTAP 153.6Kbps | Bottom Side | 13mm | Full | 384 | 836.52 | 24.16 | 25.00 | 1.213 | 0.09 | 0.149 | 0.181 |
| | CDMA2000 BC10 | RTAP 153.6Kbps | Front | 0mm | Reduced | 580 | 820.5 | 23.67 | 24.00 | 1.079 | 0.11 | 1.910 | 2.061 |
| 69 | CDMA2000 BC10 | RTAP 153.6Kbps | Front | 0mm | Reduced | 476 | 817.9 | 23.56 | 24.00 | 1.107 | 0.09 | 2.060 | 2.280 |
| | CDMA2000 BC10 | RTAP 153.6Kbps | Front | 0mm | Reduced | 684 | 823.1 | 23.65 | 24.00 | 1.084 | 0.05 | 1.790 | 1.940 |
| | CDMA2000 BC10 | RTAP 153.6Kbps | Back | 0mm | Reduced | 580 | 820.5 | 23.67 | 24.00 | 1.079 | 0.02 | 1.600 | 1.726 |
| | CDMA2000 BC10 | RTAP 153.6Kbps | Bottom Side | 0mm | Reduced | 580 | 820.5 | 23.67 | 24.00 | 1.079 | 0.01 | 1.210 | 1.306 |
| | CDMA2000 BC10 | RTAP 153.6Kbps | Front | 8mm | Full | 476 | 817.9 | 23.87 | 25.00 | 1.297 | 0.02 | 0.526 | 0.682 |
| | CDMA2000 BC10 | RTAP 153.6Kbps | Back | 8mm | Full | 580 | 820.5 | 24.01 | 25.00 | 1.256 | 0.08 | 0.476 | 0.598 |
| | CDMA2000 BC10 | RTAP 153.6Kbps | Bottom Side | 13mm | Full | 580 | 820.5 | 24.01 | 25.00 | 1.256 | 0.04 | 0.145 | 0.182 |
| | CDMA2000 BC1 | RTAP 153.6Kbps | Front | 0mm | Reduced | 600 | 1880 | 21.06 | 21.50 | 1.107 | 0.06 | 2.760 | 3.054 |
| 70 | CDMA2000 BC1 | RTAP 153.6Kbps | Front | 0mm | Reduced | 25 | 1851.25 | 21.05 | 21.50 | 1.109 | 0.01 | 3.060 | 3.394 |
| | CDMA2000 BC1 | RTAP 153.6Kbps | Front | 0mm | Reduced | 1175 | 1908.75 | 21.02 | 21.50 | 1.117 | -0.02 | 2.380 | 2.658 |
| | CDMA2000 BC1 | RTAP 153.6Kbps | Back | 0mm | Reduced | 600 | 1880 | 21.06 | 21.50 | 1.107 | 0.06 | 2.690 | 2.977 |
| | CDMA2000 BC1 | RTAP 153.6Kbps | Back | 0mm | Reduced | 25 | 1851.25 | 21.05 | 21.50 | 1.109 | -0.05 | 3.020 | 3.350 |
| | CDMA2000 BC1 | RTAP 153.6Kbps | Back | 0mm | Reduced | 1175 | 1908.75 | 21.02 | 21.50 | 1.117 | 0.01 | 2.300 | 2.569 |
| | CDMA2000 BC1 | RTAP 153.6Kbps | Bottom Side | 0mm | Reduced | 600 | 1880 | 21.06 | 21.50 | 1.107 | 0.01 | 1.350 | 1.494 |
| | CDMA2000 BC1 | RTAP 153.6Kbps | Front | 8mm | Full | 25 | 1851.25 | 24.02 | 25.00 | 1.253 | 0.06 | 1.780 | 2.231 |
| | CDMA2000 BC1 | RTAP 153.6Kbps | Back | 8mm | Full | 25 | 1851.25 | 24.02 | 25.00 | 1.253 | 0.09 | 1.790 | 2.243 |
| | CDMA2000 BC1 | RTAP 153.6Kbps | Bottom Side | 13mm | Full | 600 | 1880 | 24.28 | 25.00 | 1.180 | 0.09 | 0.429 | 0.506 |



<FDD LTE SAR>

| Plot No. | Band | BW (MHz) | Modulation | RB Size | RB offset | Test Position | Gap (mm) | Power Reduction | Ch. | Freq. (MHz) | Average Power (dBm) | Tune-Up Limit (dBm) | Tune-up Scaling Factor | Power Drift (dB) | Measured 10g SAR (W/kg) | Reported 10g SAR (W/kg) |
|----------|-------------|----------|------------|---------|-----------|---------------|----------|-----------------|-------|-------------|---------------------|---------------------|------------------------|------------------|-------------------------|-------------------------|
| | LTE Band 7 | 20M | QPSK | 1 | 0 | Front | 0mm | Reduced | 21100 | 2535 | 19.79 | 20.50 | 1.178 | 0.08 | 1.960 | 2.308 |
| 71 | LTE Band 7 | 20M | QPSK | 1 | 0 | Front | 0mm | Reduced | 20850 | 2510 | 19.55 | 20.50 | 1.245 | 0.05 | 2.360 | 2.937 |
| | LTE Band 7 | 20M | QPSK | 1 | 0 | Front | 0mm | Reduced | 21350 | 2560 | 19.76 | 20.50 | 1.186 | 0.04 | 2.020 | 2.395 |
| | LTE Band 7 | 20M | QPSK | 50 | 0 | Front | 0mm | Reduced | 21100 | 2535 | 19.66 | 20.50 | 1.213 | 0.01 | 1.960 | 2.378 |
| | LTE Band 7 | 20M | QPSK | 50 | 0 | Front | 0mm | Reduced | 20850 | 2510 | 19.55 | 20.50 | 1.245 | 0.06 | 1.990 | 2.477 |
| | LTE Band 7 | 20M | QPSK | 50 | 0 | Front | 0mm | Reduced | 21350 | 2560 | 19.65 | 20.50 | 1.216 | 0.01 | 2.060 | 2.505 |
| | LTE Band 7 | 20M | QPSK | 100 | 0 | Front | 0mm | Reduced | 21100 | 2535 | 19.66 | 20.50 | 1.213 | -0.02 | 2.030 | 2.463 |
| | LTE Band 7 | 20M | QPSK | 1 | 0 | Back | 0mm | Reduced | 21100 | 2535 | 19.79 | 20.50 | 1.178 | 0.06 | 2.010 | 2.367 |
| | LTE Band 7 | 20M | QPSK | 1 | 0 | Back | 0mm | Reduced | 20850 | 2510 | 19.55 | 20.50 | 1.245 | -0.05 | 2.040 | 2.539 |
| | LTE Band 7 | 20M | QPSK | 1 | 0 | Back | 0mm | Reduced | 21350 | 2560 | 19.76 | 20.50 | 1.186 | 0.01 | 2.010 | 2.383 |
| | LTE Band 7 | 20M | QPSK | 50 | 0 | Back | 0mm | Reduced | 21100 | 2535 | 19.66 | 20.50 | 1.213 | 0.01 | 2.210 | 2.682 |
| | LTE Band 7 | 20M | QPSK | 50 | 0 | Back | 0mm | Reduced | 20850 | 2510 | 19.55 | 20.50 | 1.245 | 0.06 | 2.230 | 2.775 |
| | LTE Band 7 | 20M | QPSK | 50 | 0 | Back | 0mm | Reduced | 21350 | 2560 | 19.65 | 20.50 | 1.216 | 0.09 | 2.290 | 2.785 |
| | LTE Band 7 | 20M | QPSK | 100 | 0 | Back | 0mm | Reduced | 21100 | 2535 | 19.66 | 20.50 | 1.213 | 0.09 | 2.290 | 2.779 |
| | LTE Band 7 | 20M | QPSK | 1 | 0 | Bottom Side | 0mm | Reduced | 21100 | 2535 | 19.79 | 20.50 | 1.178 | 0.01 | 1.360 | 1.602 |
| | LTE Band 7 | 20M | QPSK | 50 | 0 | Bottom Side | 0mm | Reduced | 21100 | 2535 | 19.66 | 20.50 | 1.213 | -0.04 | 1.590 | 1.929 |
| | LTE Band 7 | 20M | QPSK | 1 | 0 | Front | 7mm | Full | 20850 | 2510 | 23.13 | 24.00 | 1.222 | 0.02 | 1.140 | 1.393 |
| | LTE Band 7 | 20M | QPSK | 1 | 0 | Back | 6mm | Full | 21350 | 2560 | 23.19 | 24.00 | 1.205 | -0.01 | 1.200 | 1.446 |
| | LTE Band 7 | 20M | QPSK | 1 | 0 | Bottom Side | 9mm | Full | 21100 | 2535 | 23.24 | 24.00 | 1.191 | 0.05 | 0.416 | 0.496 |
| 81 | LTE Band 12 | 10M | QPSK | 1 | 0 | Back | 0mm | Full | 23095 | 707.5 | 23.18 | 24.00 | 1.208 | 0.06 | 0.902 | 1.089 |
| | LTE Band 12 | 10M | QPSK | 25 | 0 | Back | 0mm | Full | 23095 | 707.5 | 22.16 | 23.00 | 1.213 | 0.03 | 0.623 | 0.756 |
| 82 | LTE Band 13 | 10M | QPSK | 1 | 0 | Front | 0mm | Full | 23230 | 782 | 23.25 | 24.00 | 1.189 | 0.05 | 0.845 | 1.004 |
| | LTE Band 13 | 10M | QPSK | 25 | 0 | Front | 0mm | Full | 23230 | 782 | 22.07 | 23.00 | 1.239 | -0.02 | 0.597 | 0.740 |
| | LTE Band 13 | 10M | QPSK | 1 | 0 | Bottom Side | 0mm | Full | 23230 | 782 | 23.25 | 24.00 | 1.189 | 0.01 | 0.816 | 0.970 |
| | LTE Band 13 | 10M | QPSK | 25 | 0 | Bottom Side | 0mm | Full | 23230 | 782 | 22.07 | 23.00 | 1.239 | 0.09 | 0.611 | 0.757 |
| | LTE Band 25 | 20M | QPSK | 1 | 0 | Front | 0mm | Reduced | 26340 | 1880 | 19.75 | 20.00 | 1.059 | 0.12 | 2.430 | 2.574 |
| | LTE Band 25 | 20M | QPSK | 1 | 0 | Front | 0mm | Reduced | 26140 | 1860 | 19.67 | 20.00 | 1.079 | -0.03 | 2.540 | 2.741 |
| | LTE Band 25 | 20M | QPSK | 1 | 0 | Front | 0mm | Reduced | 26590 | 1905 | 19.72 | 20.00 | 1.067 | 0.08 | 2.350 | 2.507 |
| | LTE Band 25 | 20M | QPSK | 50 | 0 | Front | 0mm | Reduced | 26340 | 1880 | 19.67 | 20.00 | 1.079 | 0.03 | 2.530 | 2.730 |
| 72 | LTE Band 25 | 20M | QPSK | 50 | 0 | Front | 0mm | Reduced | 26140 | 1860 | 19.65 | 20.00 | 1.084 | 0.09 | 2.780 | 3.013 |
| | LTE Band 25 | 20M | QPSK | 50 | 0 | Front | 0mm | Reduced | 26590 | 1905 | 19.55 | 20.00 | 1.109 | 0.01 | 2.220 | 2.462 |
| | LTE Band 25 | 20M | QPSK | 100 | 0 | Front | 0mm | Reduced | 26340 | 1880 | 19.56 | 20.00 | 1.107 | 0.13 | 2.480 | 2.744 |
| | LTE Band 25 | 20M | QPSK | 1 | 0 | Back | 0mm | Reduced | 26340 | 1880 | 19.75 | 20.00 | 1.059 | 0.09 | 2.290 | 2.426 |
| | LTE Band 25 | 20M | QPSK | 1 | 0 | Back | 0mm | Reduced | 26140 | 1860 | 19.67 | 20.00 | 1.079 | 0.04 | 2.400 | 2.589 |
| | LTE Band 25 | 20M | QPSK | 1 | 0 | Back | 0mm | Reduced | 26590 | 1905 | 19.72 | 20.00 | 1.067 | 0.04 | 2.060 | 2.197 |
| | LTE Band 25 | 20M | QPSK | 50 | 0 | Back | 0mm | Reduced | 26340 | 1880 | 19.67 | 20.00 | 1.079 | -0.04 | 2.340 | 2.525 |
| | LTE Band 25 | 20M | QPSK | 50 | 0 | Back | 0mm | Reduced | 26140 | 1860 | 19.65 | 20.00 | 1.084 | -0.02 | 2.520 | 2.731 |
| | LTE Band 25 | 20M | QPSK | 50 | 0 | Back | 0mm | Reduced | 26590 | 1905 | 19.55 | 20.00 | 1.109 | 0.11 | 2.070 | 2.296 |
| | LTE Band 25 | 20M | QPSK | 100 | 0 | Back | 0mm | Reduced | 26340 | 1880 | 19.56 | 20.00 | 1.107 | 0.06 | 2.330 | 2.578 |
| | LTE Band 25 | 20M | QPSK | 1 | 0 | Bottom Side | 0mm | Reduced | 26340 | 1880 | 19.75 | 20.00 | 1.059 | 0.08 | 1.750 | 1.854 |
| | LTE Band 25 | 20M | QPSK | 50 | 0 | Bottom Side | 0mm | Reduced | 26340 | 1880 | 19.67 | 20.00 | 1.079 | 0.08 | 1.670 | 1.802 |
| | LTE Band 25 | 20M | QPSK | 1 | 0 | Front | 8mm | Full | 26140 | 1860 | 23.14 | 24.00 | 1.219 | 0.08 | 1.220 | 1.487 |
| | LTE Band 25 | 20M | QPSK | 1 | 0 | Back | 8mm | Full | 26140 | 1860 | 23.14 | 24.00 | 1.219 | 0.01 | 1.170 | 1.426 |
| | LTE Band 25 | 20M | QPSK | 1 | 0 | Bottom Side | 13mm | Full | 26340 | 1880 | 23.28 | 24.00 | 1.180 | 0.02 | 1.340 | 1.582 |
| 73 | LTE Band 26 | 15M | QPSK | 1 | 0 | Front | 0mm | Full | 26865 | 831.5 | 23.27 | 24.00 | 1.183 | 0.15 | 2.300 | 2.721 |
| | LTE Band 26 | 15M | QPSK | 36 | 0 | Front | 0mm | Full | 26865 | 831.5 | 22.47 | 23.00 | 1.130 | 0.01 | 1.630 | 1.842 |
| | LTE Band 26 | 15M | QPSK | 75 | 0 | Front | 0mm | Full | 26865 | 831.5 | 22.34 | 23.00 | 1.164 | 0.02 | 1.300 | 1.513 |
| | LTE Band 26 | 15M | QPSK | 1 | 0 | Back | 0mm | Full | 26865 | 831.5 | 23.27 | 24.00 | 1.183 | 0.06 | 2.120 | 2.508 |
| | LTE Band 26 | 15M | QPSK | 36 | 0 | Back | 0mm | Full | 26865 | 831.5 | 22.47 | 23.00 | 1.130 | 0.01 | 1.680 | 1.898 |
| | LTE Band 26 | 15M | QPSK | 75 | 0 | Back | 0mm | Full | 26865 | 831.5 | 22.34 | 23.00 | 1.164 | -0.01 | 1.770 | 2.061 |
| | LTE Band 26 | 15M | QPSK | 1 | 0 | Bottom Side | 0mm | Full | 26865 | 831.5 | 23.27 | 24.00 | 1.183 | -0.02 | 1.560 | 1.846 |
| | LTE Band 26 | 15M | QPSK | 36 | 0 | Bottom Side | 0mm | Full | 26865 | 831.5 | 22.47 | 23.00 | 1.130 | -0.03 | 1.190 | 1.344 |



| Plot No. | Band | BW (MHz) | Modulation | RB Size | RB offset | Test Position | Gap (mm) | Power Reduction | Ch. | Freq. (MHz) | Average Power (dBm) | Tune-Up Limit (dBm) | Tune-up Scaling Factor | Power Drift (dB) | Measured 10g SAR (W/kg) | Reported 10g SAR (W/kg) |
|----------|-------------|----------|------------|---------|-----------|---------------|----------|-----------------|--------|-------------|---------------------|---------------------|------------------------|------------------|-------------------------|-------------------------|
| | LTE Band 66 | 20M | QPSK | 1 | 0 | Front | 0mm | Reduced | 132322 | 1745 | 19.77 | 20.50 | 1.183 | 0.01 | 2.540 | 3.005 |
| | LTE Band 66 | 20M | QPSK | 1 | 0 | Front | 0mm | Reduced | 132072 | 1720 | 19.69 | 20.50 | 1.205 | 0.06 | 2.460 | 2.964 |
| | LTE Band 66 | 20M | QPSK | 1 | 0 | Front | 0mm | Reduced | 132572 | 1770 | 19.71 | 20.50 | 1.199 | 0.08 | 2.500 | 2.999 |
| 74 | LTE Band 66 | 20M | QPSK | 50 | 0 | Front | 0mm | Reduced | 132322 | 1745 | 19.65 | 20.50 | 1.216 | 0.05 | 2.640 | 3.211 |
| | LTE Band 66 | 20M | QPSK | 50 | 0 | Front | 0mm | Reduced | 132072 | 1720 | 19.56 | 20.50 | 1.242 | -0.05 | 2.570 | 3.191 |
| | LTE Band 66 | 20M | QPSK | 50 | 0 | Front | 0mm | Reduced | 132572 | 1770 | 19.54 | 20.50 | 1.247 | 0.01 | 2.520 | 3.143 |
| | LTE Band 66 | 20M | QPSK | 100 | 0 | Front | 0mm | Reduced | 132322 | 1745 | 19.45 | 20.50 | 1.274 | 0.06 | 2.500 | 3.184 |
| | LTE Band 66 | 20M | QPSK | 1 | 0 | Back | 0mm | Reduced | 132322 | 1745 | 19.77 | 20.50 | 1.183 | -0.04 | 2.070 | 2.449 |
| | LTE Band 66 | 20M | QPSK | 1 | 0 | Back | 0mm | Reduced | 132072 | 1720 | 19.69 | 20.50 | 1.205 | 0.09 | 2.050 | 2.470 |
| | LTE Band 66 | 20M | QPSK | 1 | 0 | Back | 0mm | Reduced | 132572 | 1770 | 19.71 | 20.50 | 1.199 | -0.04 | 1.920 | 2.303 |
| | LTE Band 66 | 20M | QPSK | 50 | 0 | Back | 0mm | Reduced | 132072 | 1720 | 19.56 | 20.50 | 1.242 | -0.05 | 2.070 | 2.570 |
| | LTE Band 66 | 20M | QPSK | 50 | 0 | Back | 0mm | Reduced | 132572 | 1770 | 19.54 | 20.50 | 1.247 | -0.01 | 1.990 | 2.482 |
| | LTE Band 66 | 20M | QPSK | 100 | 0 | Back | 0mm | Reduced | 132322 | 1745 | 19.45 | 20.50 | 1.274 | 0.09 | 2.130 | 2.713 |
| | LTE Band 66 | 20M | QPSK | 1 | 0 | Bottom Side | 0mm | Reduced | 132322 | 1745 | 19.77 | 20.50 | 1.183 | 0.12 | 1.730 | 2.047 |
| | LTE Band 66 | 20M | QPSK | 1 | 0 | Bottom Side | 0mm | Reduced | 132072 | 1720 | 19.69 | 20.50 | 1.205 | 0.09 | 1.870 | 2.253 |
| | LTE Band 66 | 20M | QPSK | 1 | 0 | Bottom Side | 0mm | Reduced | 132572 | 1770 | 19.71 | 20.50 | 1.199 | -0.01 | 1.560 | 1.871 |
| | LTE Band 66 | 20M | QPSK | 50 | 0 | Bottom Side | 0mm | Reduced | 132322 | 1745 | 19.65 | 20.50 | 1.216 | -0.03 | 1.720 | 2.092 |
| | LTE Band 66 | 20M | QPSK | 50 | 0 | Bottom Side | 0mm | Reduced | 132072 | 1720 | 19.56 | 20.50 | 1.242 | 0.05 | 1.720 | 2.136 |
| | LTE Band 66 | 20M | QPSK | 50 | 0 | Bottom Side | 0mm | Reduced | 132572 | 1770 | 19.54 | 20.50 | 1.247 | 0.09 | 1.620 | 2.021 |
| | LTE Band 66 | 20M | QPSK | 100 | 0 | Bottom Side | 0mm | Reduced | 132322 | 1745 | 19.45 | 20.50 | 1.274 | 0.01 | 1.720 | 2.190 |
| | LTE Band 66 | 20M | QPSK | 1 | 0 | Front | 8mm | Full | 132322 | 1745 | 23.36 | 24.00 | 1.159 | -0.01 | 1.270 | 1.472 |
| | LTE Band 66 | 20M | QPSK | 1 | 0 | Back | 8mm | Full | 132322 | 1745 | 23.36 | 24.00 | 1.159 | 0.05 | 1.240 | 1.437 |
| | LTE Band 66 | 20M | QPSK | 1 | 0 | Bottom Side | 13mm | Full | 132072 | 1720 | 23.29 | 24.00 | 1.178 | 0.09 | 1.550 | 1.825 |



<TDD LTE SAR>

| Plot No. | Band | BW (MHz) | Modulation | RB Size | RB offset | Test Position | Gap (mm) | Power Reduction | Ch. | Freq. (MHz) | Average Power (dBm) | Tune-Up Limit (dBm) | Tune-up Scaling Factor | Duty Cycle % | Duty Cycle Scaling Factor | Power Drift (dB) | Measured 10g SAR (W/kg) | Reported 10g SAR (W/kg) |
|----------|------------------|----------|------------|---------|-----------|---------------|----------|-----------------|-------------|---------------|---------------------|---------------------|------------------------|--------------|---------------------------|------------------|-------------------------|-------------------------|
| | LTE Band 41 | 20M | QPSK | 1 | 0 | Front | 0mm | Reduced | 40620 | 2593 | 22.56 | 23.50 | 1.242 | 62.9 | 1.006 | 0.01 | 2.260 | 2.823 |
| | LTE Band 41 | 20M | QPSK | 1 | 0 | Front | 0mm | Reduced | 39750 | 2506 | 22.22 | 23.50 | 1.343 | 62.9 | 1.006 | -0.06 | 2.240 | 3.026 |
| 75 | LTE Band 41 | 20M | QPSK | 1 | 0 | Front | 0mm | Reduced | 40185 | 2549.5 | 22.25 | 23.50 | 1.334 | 62.9 | 1.006 | 0.03 | 2.550 | 3.421 |
| | LTE Band 41 | 20M | QPSK | 1 | 0 | Front | 0mm | Reduced | 40185+39987 | 2549.5+2529.7 | 21.92 | 23.50 | 1.439 | 62.9 | 1.006 | 0.05 | 2.310 | 3.344 |
| | LTE Band 41 | 20M | QPSK | 1 | 0 | Front | 0mm | Reduced | 41055 | 2636.5 | 22.24 | 23.50 | 1.337 | 62.9 | 1.006 | -0.05 | 2.050 | 2.756 |
| | LTE Band 41 | 20M | QPSK | 1 | 0 | Front | 0mm | Reduced | 41490 | 2680 | 22.29 | 23.50 | 1.321 | 62.9 | 1.006 | 0.01 | 2.060 | 2.738 |
| | LTE Band 41 | 20M | QPSK | 50 | 0 | Front | 0mm | Reduced | 40620 | 2593 | 21.91 | 23.00 | 1.285 | 62.9 | 1.006 | 0.02 | 1.720 | 2.224 |
| | LTE Band 41 | 20M | QPSK | 50 | 0 | Front | 0mm | Reduced | 39750 | 2506 | 21.86 | 23.00 | 1.300 | 62.9 | 1.006 | -0.02 | 1.930 | 2.524 |
| | LTE Band 41 | 20M | QPSK | 50 | 0 | Front | 0mm | Reduced | 40185 | 2549.5 | 21.86 | 23.00 | 1.300 | 62.9 | 1.006 | -0.11 | 1.900 | 2.485 |
| | LTE Band 41 | 20M | QPSK | 50 | 0 | Front | 0mm | Reduced | 41055 | 2636.5 | 21.65 | 23.00 | 1.365 | 62.9 | 1.006 | -0.16 | 2.100 | 2.883 |
| | LTE Band 41 | 20M | QPSK | 50 | 0 | Front | 0mm | Reduced | 41490 | 2680 | 21.53 | 23.00 | 1.403 | 62.9 | 1.006 | -0.01 | 1.670 | 2.357 |
| | LTE Band 41 | 20M | QPSK | 100 | 0 | Front | 0mm | Reduced | 40620 | 2593 | 21.83 | 23.00 | 1.309 | 62.9 | 1.006 | 0.05 | 1.700 | 2.239 |
| | LTE Band 41 | 20M | QPSK | 1 | 0 | Back | 0mm | Reduced | 40620 | 2593 | 22.56 | 23.50 | 1.242 | 62.9 | 1.006 | -0.02 | 1.660 | 2.074 |
| | LTE Band 41 | 20M | QPSK | 1 | 0 | Back | 0mm | Reduced | 39750 | 2506 | 22.22 | 23.50 | 1.343 | 62.9 | 1.006 | 0.02 | 2.030 | 2.742 |
| | LTE Band 41 | 20M | QPSK | 1 | 0 | Back | 0mm | Reduced | 40185 | 2549.5 | 22.25 | 23.50 | 1.334 | 62.9 | 1.006 | 0.04 | 2.460 | 3.300 |
| | LTE Band 41 | 20M | QPSK | 1 | 0 | Back | 0mm | Reduced | 41055 | 2636.5 | 22.24 | 23.50 | 1.337 | 62.9 | 1.006 | 0.02 | 2.110 | 2.837 |
| | LTE Band 41 | 20M | QPSK | 1 | 0 | Back | 0mm | Reduced | 41490 | 2680 | 22.29 | 23.50 | 1.321 | 62.9 | 1.006 | 0.07 | 1.990 | 2.645 |
| | LTE Band 41 | 20M | QPSK | 50 | 0 | Back | 0mm | Reduced | 40620 | 2593 | 21.91 | 23.00 | 1.285 | 62.9 | 1.006 | 0.09 | 2.000 | 2.586 |
| | LTE Band 41 | 20M | QPSK | 50 | 0 | Back | 0mm | Reduced | 39750 | 2506 | 21.86 | 23.00 | 1.300 | 62.9 | 1.006 | 0.01 | 2.030 | 2.655 |
| | LTE Band 41 | 20M | QPSK | 50 | 0 | Back | 0mm | Reduced | 40185 | 2549.5 | 21.86 | 23.00 | 1.300 | 62.9 | 1.006 | -0.08 | 1.900 | 2.485 |
| | LTE Band 41 | 20M | QPSK | 50 | 0 | Back | 0mm | Reduced | 41055 | 2636.5 | 21.65 | 23.00 | 1.365 | 62.9 | 1.006 | -0.06 | 2.060 | 2.828 |
| | LTE Band 41 | 20M | QPSK | 50 | 0 | Back | 0mm | Reduced | 41490 | 2680 | 21.53 | 23.00 | 1.403 | 62.9 | 1.006 | 0.09 | 2.000 | 2.822 |
| | LTE Band 41 | 20M | QPSK | 100 | 0 | Back | 0mm | Reduced | 40620 | 2593 | 21.83 | 23.00 | 1.309 | 62.9 | 1.006 | 0.09 | 1.970 | 2.595 |
| | LTE Band 41 | 20M | QPSK | 1 | 0 | Bottom Side | 0mm | Reduced | 40620 | 2593 | 22.56 | 23.50 | 1.242 | 62.9 | 1.006 | 0.01 | 1.620 | 2.024 |
| | LTE Band 41 | 20M | QPSK | 1 | 0 | Bottom Side | 0mm | Reduced | 39750 | 2506 | 22.22 | 23.50 | 1.343 | 62.9 | 1.006 | 0.09 | 2.020 | 2.729 |
| | LTE Band 41 | 20M | QPSK | 1 | 0 | Bottom Side | 0mm | Reduced | 40185 | 2549.5 | 22.25 | 23.50 | 1.334 | 62.9 | 1.006 | 0.09 | 1.870 | 2.509 |
| | LTE Band 41 | 20M | QPSK | 1 | 0 | Bottom Side | 0mm | Reduced | 41055 | 2636.5 | 22.24 | 23.50 | 1.337 | 62.9 | 1.006 | -0.01 | 1.320 | 1.775 |
| | LTE Band 41 | 20M | QPSK | 1 | 0 | Bottom Side | 0mm | Reduced | 41490 | 2680 | 22.29 | 23.50 | 1.321 | 62.9 | 1.006 | 0.06 | 1.140 | 1.515 |
| | LTE Band 41 | 20M | QPSK | 50 | 0 | Bottom Side | 0mm | Reduced | 40620 | 2593 | 21.91 | 23.00 | 1.285 | 62.9 | 1.006 | 0.04 | 1.590 | 2.056 |
| | LTE Band 41 | 20M | QPSK | 50 | 0 | Bottom Side | 0mm | Reduced | 39750 | 2506 | 21.86 | 23.00 | 1.300 | 62.9 | 1.006 | -0.03 | 1.370 | 1.792 |
| | LTE Band 41 | 20M | QPSK | 50 | 0 | Bottom Side | 0mm | Reduced | 40185 | 2549.5 | 21.86 | 23.00 | 1.300 | 62.9 | 1.006 | 0.05 | 1.320 | 1.727 |
| | LTE Band 41 | 20M | QPSK | 50 | 0 | Bottom Side | 0mm | Reduced | 41055 | 2636.5 | 21.65 | 23.00 | 1.365 | 62.9 | 1.006 | 0.01 | 0.918 | 1.260 |
| | LTE Band 41 | 20M | QPSK | 50 | 0 | Bottom Side | 0mm | Reduced | 41490 | 2680 | 21.53 | 23.00 | 1.403 | 62.9 | 1.006 | 0.06 | 0.839 | 1.184 |
| | LTE Band 41 | 20M | QPSK | 100 | 0 | Bottom Side | 0mm | Reduced | 40620 | 2593 | 21.83 | 23.00 | 1.309 | 62.9 | 1.006 | 0.06 | 1.720 | 2.265 |
| | LTE Band 41 | 20M | QPSK | 1 | 0 | Front | 7mm | Full | 40185 | 2549.5 | 24.34 | 25.00 | 1.164 | 62.9 | 1.590 | 0.19 | 0.714 | 1.322 |
| | LTE Band 41 | 20M | QPSK | 1 | 0 | Back | 6mm | Full | 40185 | 2549.5 | 24.34 | 25.00 | 1.164 | 62.9 | 1.590 | -0.03 | 0.766 | 1.418 |
| | LTE Band 41 | 20M | QPSK | 1 | 0 | Bottom Side | 9mm | Full | 39750 | 2506 | 24.31 | 25.00 | 1.172 | 62.9 | 1.590 | 0.08 | 0.370 | 0.690 |
| | LTE Band 41-HPUE | 20M | QPSK | 1 | 0 | Front | 0mm | Reduced | 40620 | 2593 | 22.43 | 23.50 | 1.279 | 42.9 | 1.009 | 0.05 | 1.210 | 1.562 |
| | LTE Band 41-HPUE | 20M | QPSK | 50 | 0 | Front | 0mm | Reduced | 40620 | 2593 | 22.35 | 23.50 | 1.303 | 42.9 | 1.009 | 0.03 | 1.160 | 1.525 |
| | LTE Band 41-HPUE | 20M | QPSK | 1 | 0 | Back | 0mm | Reduced | 40620 | 2593 | 22.43 | 23.50 | 1.279 | 42.9 | 1.009 | 0.01 | 1.600 | 2.065 |
| | LTE Band 41-HPUE | 20M | QPSK | 1 | 0 | Back | 0mm | Reduced | 39750 | 2506 | 22.32 | 23.50 | 1.312 | 42.9 | 1.009 | 0.02 | 1.760 | 2.330 |
| | LTE Band 41-HPUE | 20M | QPSK | 1 | 0 | Back | 0mm | Reduced | 40185 | 2549.5 | 22.33 | 23.50 | 1.309 | 42.9 | 1.009 | 0.09 | 1.720 | 2.272 |
| | LTE Band 41-HPUE | 20M | QPSK | 1 | 0 | Back | 0mm | Reduced | 41055 | 2636.5 | 22.40 | 23.50 | 1.288 | 42.9 | 1.009 | 0.02 | 1.490 | 1.937 |
| | LTE Band 41-HPUE | 20M | QPSK | 1 | 0 | Back | 0mm | Reduced | 41490 | 2680 | 22.36 | 23.50 | 1.300 | 42.9 | 1.009 | -0.11 | 1.360 | 1.784 |
| | LTE Band 41-HPUE | 20M | QPSK | 50 | 0 | Back | 0mm | Reduced | 40620 | 2593 | 22.35 | 23.50 | 1.303 | 42.9 | 1.009 | -0.09 | 1.200 | 1.578 |
| | LTE Band 41-HPUE | 20M | QPSK | 100 | 0 | Back | 0mm | Reduced | 40620 | 2593 | 22.28 | 23.50 | 1.324 | 42.9 | 1.009 | 0.03 | 1.130 | 1.510 |
| | LTE Band 41-HPUE | 20M | QPSK | 1 | 0 | Bottom Side | 0mm | Reduced | 40620 | 2593 | 22.43 | 23.50 | 1.279 | 42.9 | 1.009 | -0.02 | 0.908 | 1.172 |
| | LTE Band 41-HPUE | 20M | QPSK | 50 | 0 | Bottom Side | 0mm | Reduced | 40620 | 2593 | 22.35 | 23.50 | 1.303 | 42.9 | 1.009 | -0.06 | 0.803 | 1.056 |
| | LTE Band 41-HPUE | 20M | QPSK | 1 | 0 | Front | 7mm | Full | 40620 | 2593 | 25.68 | 27.00 | 1.355 | 42.9 | 1.009 | 0.06 | 0.468 | 0.640 |
| | LTE Band 41-HPUE | 20M | QPSK | 1 | 0 | Back | 6mm | Full | 39750 | 2506 | 25.46 | 27.00 | 1.426 | 42.9 | 1.009 | 0.01 | 0.508 | 0.731 |
| | LTE Band 41-HPUE | 20M | QPSK | 1 | 0 | Bottom Side | 9mm | Full | 40620 | 2593 | 25.68 | 27.00 | 1.355 | 42.9 | 1.009 | 0.03 | 0.288 | 0.394 |



<WLAN5G SAR>

| Plot No. | Band | Mode | Test Position | Gap (mm) | Power Reduction | Ch. | Freq. (MHz) | Average Power (dBm) | Tune-Up Limit (dBm) | Tune-up Scaling Factor | Duty Cycle % | Duty Cycle Scaling Factor | Power Drift (dB) | Measured 10g SAR (W/kg) | Reported 10g SAR (W/kg) |
|----------|------------|-------------------|---------------|----------|-----------------|-----|-------------|---------------------|---------------------|------------------------|--------------|---------------------------|------------------|-------------------------|-------------------------|
| 80 | WLAN5.2GHz | 802.11n-HT40 MCS0 | Back | 0mm | Full | 46 | 5230 | 15.01 | 15.50 | 1.119 | 96.03 | 1.041 | 0.03 | 1.810 | 2.109 |
| | WLAN5.2GHz | 802.11n-HT40 MCS0 | Back | 0mm | Full | 38 | 5190 | 12.13 | 12.50 | 1.089 | 96.03 | 1.041 | 0.03 | 0.801 | 0.908 |
| | WLAN5.2GHz | 802.11n-HT40 MCS0 | Back | 0mm | Simultaneous | 46 | 5230 | 14.12 | 14.50 | 1.091 | 96.03 | 1.041 | 0.02 | 1.525 | 1.733 |
| | WLAN5.3GHz | 802.11n-HT40 MCS0 | Front | 0mm | Full | 54 | 5270 | 16.47 | 17.00 | 1.130 | 96.03 | 1.041 | 0.04 | 0.036 | 0.042 |
| 76 | WLAN5.3GHz | 802.11n-HT40 MCS0 | Back | 0mm | Full | 54 | 5270 | 16.47 | 17.00 | 1.130 | 96.03 | 1.041 | 0.14 | 2.440 | 2.870 |
| | WLAN5.3GHz | 802.11n-HT40 MCS0 | Back | 0mm | Full | 62 | 5310 | 12.90 | 13.00 | 1.023 | 96.03 | 1.041 | 0.03 | 0.617 | 0.657 |
| | WLAN5.3GHz | 802.11n-HT40 MCS0 | Back | 0mm | Simultaneous | 54 | 5270 | 14.92 | 16.00 | 1.282 | 96.03 | 1.041 | 0.01 | 1.630 | 2.176 |
| | WLAN5.3GHz | 802.11n-HT40 MCS0 | Left Side | 0mm | Full | 54 | 5270 | 16.47 | 17.00 | 1.130 | 96.03 | 1.041 | 0.05 | 0.032 | 0.038 |
| | WLAN5.3GHz | 802.11n-HT40 MCS0 | Right Side | 0mm | Full | 54 | 5270 | 16.47 | 17.00 | 1.130 | 96.03 | 1.041 | 0.06 | 0.376 | 0.442 |
| | WLAN5.3GHz | 802.11n-HT40 MCS0 | Top Side | 0mm | Full | 54 | 5270 | 16.47 | 17.00 | 1.130 | 96.03 | 1.041 | 0.08 | 0.062 | 0.073 |
| | WLAN5.5GHz | 802.11n-HT40 MCS0 | Front | 0mm | Full | 110 | 5550 | 17.82 | 18.50 | 1.169 | 96.03 | 1.041 | 0.04 | 0.024 | 0.029 |
| | WLAN5.5GHz | 802.11n-HT40 MCS0 | Back | 0mm | Full | 110 | 5550 | 17.82 | 18.50 | 1.169 | 96.03 | 1.041 | 0.05 | 1.606 | 1.955 |
| | WLAN5.5GHz | 802.11n-HT40 MCS0 | Left Side | 0mm | Full | 110 | 5550 | 17.82 | 18.50 | 1.169 | 96.03 | 1.041 | -0.05 | 0.020 | 0.024 |
| | WLAN5.5GHz | 802.11n-HT40 MCS0 | Right Side | 0mm | Full | 110 | 5550 | 17.82 | 18.50 | 1.169 | 96.03 | 1.041 | 0.07 | 0.164 | 0.200 |
| | WLAN5.5GHz | 802.11n-HT40 MCS0 | Top Side | 0mm | Full | 110 | 5550 | 17.82 | 18.50 | 1.169 | 96.03 | 1.041 | -0.03 | 0.031 | 0.038 |
| | WLAN5.5GHz | 802.11n-HT40 MCS0 | Back | 0mm | Full | 102 | 5510 | 15.24 | 16.00 | 1.191 | 96.03 | 1.041 | 0.02 | 0.596 | 0.739 |
| 77 | WLAN5.5GHz | 802.11n-HT40 MCS0 | Back | 0mm | Full | 134 | 5670 | 17.28 | 18.00 | 1.180 | 96.03 | 1.041 | 0.01 | 2.210 | 2.715 |
| | WLAN5.5GHz | 802.11n-HT40 MCS0 | Back | 0mm | Full | 142 | 5710 | 17.56 | 18.00 | 1.107 | 96.03 | 1.041 | 0.04 | 2.140 | 2.465 |
| | WLAN5.5GHz | 802.11n-HT40 MCS0 | Back | 0mm | Simultaneous | 134 | 5670 | 16.55 | 17.50 | 1.245 | 96.03 | 1.041 | 0.09 | 1.580 | 2.047 |
| 78 | WLAN5.8GHz | 802.11n-HT40 MCS0 | Back | 0mm | Full | 151 | 5755 | 17.56 | 18.00 | 1.107 | 96.03 | 1.041 | 0.01 | 2.530 | 2.915 |
| | WLAN5.8GHz | 802.11n-HT40 MCS0 | Back | 0mm | Full | 159 | 5795 | 17.53 | 18.00 | 1.114 | 96.03 | 1.041 | 0.01 | 2.450 | 2.842 |
| | WLAN5.8GHz | 802.11n-HT40 MCS0 | Back | 0mm | Simultaneous | 151 | 5755 | 15.61 | 16.00 | 1.094 | 96.03 | 1.041 | 0.07 | 1.780 | 2.027 |



15.5 Repeated SAR Measurement

<1g>

| No. | Band | BW (MHz) | Modulation | RB Size | RB offset | Mode | Test Position | Gap (mm) | Power Reduction | Ch. | Freq. (MHz) | Average Power (dBm) | Tune-Up Limit (dBm) | Tune-up Scaling Factor | Duty Cycle % | Duty Cycle Scaling Factor | Power Drift (dB) | Measured 1g SAR (W/kg) | Ratio | Reported 1g SAR (W/kg) |
|-----|--------------|----------|------------|---------|-----------|-------------------|---------------|----------|-----------------|-------|-------------|---------------------|---------------------|------------------------|--------------|---------------------------|------------------|------------------------|-------|------------------------|
| 1st | WCDMA IV | | | | | RMC 12.2Kbps | Bottom Side | 5mm | Reduced | 1513 | 1752.6 | 13.25 | 14.00 | 1.189 | | 1.000 | 0.01 | 1.180 | 1 | 1.402 |
| 2nd | WCDMA IV | | | | | RMC 12.2Kbps | Bottom Side | 5mm | Reduced | 1513 | 1752.6 | 13.25 | 14.00 | 1.189 | | 1.000 | 0.02 | 1.130 | 1.044 | 1.343 |
| 1st | WCDMA V | | | | | RMC 12.2Kbps | Front | 5mm | Reduced | 4233 | 846.6 | 21.20 | 22.00 | 1.202 | | 1.000 | 0.06 | 1.180 | 1 | 1.419 |
| 2nd | WCDMA V | | | | | RMC 12.2Kbps | Front | 5mm | Reduced | 4233 | 846.6 | 21.20 | 22.00 | 1.202 | | 1.000 | 0.02 | 1.140 | 1.035 | 1.371 |
| 1st | CDMA2000 BC1 | | | | | RTAP 153.6Kbps | Bottom Side | 5mm | Reduced | 600 | 1880 | 14.56 | 15.00 | 1.107 | | 1.000 | 0.03 | 1.210 | 1 | 1.339 |
| 2nd | CDMA2000 BC1 | | | | | RTAP 153.6Kbps | Bottom Side | 5mm | Reduced | 600 | 1880 | 14.56 | 15.00 | 1.107 | | 1.000 | 0.01 | 1.150 | 1.052 | 1.273 |
| 1st | LTE Band 13 | 10M | QPSK | 1 | 0 | | Front | 5mm | Full | 23230 | 782 | 23.25 | 24.00 | 1.189 | | 1.000 | -0.06 | 1.050 | 1 | 1.248 |
| 2nd | LTE Band 13 | 10M | QPSK | 1 | 0 | | Front | 5mm | Full | 23230 | 782 | 23.25 | 24.00 | 1.189 | | 1.000 | 0.01 | 1.020 | 1.029 | 1.212 |
| 1st | LTE Band 41 | 20M | QPSK | 50 | 0 | | Back | 5mm | Reduced | 40620 | 2593 | 20.98 | 21.50 | 1.127 | 62.9 | 1.006 | 0.02 | 1.210 | 1 | 1.372 |
| 2nd | LTE Band 41 | 20M | QPSK | 50 | 0 | | Back | 5mm | Reduced | 40620 | 2593 | 20.98 | 21.50 | 1.127 | 62.9 | 1.006 | 0.05 | 1.160 | 1.043 | 1.315 |
| 1st | WLAN2.4GHz | - | - | - | - | 802.11b 1Mbps | Left Cheek | 0mm | Reduced | 1 | 2412 | 15.30 | 16.00 | 1.175 | 98.28 | 1.018 | 0.06 | 0.887 | 1 | 1.061 |
| 2nd | WLAN2.4GHz | - | - | - | - | 802.11b 1Mbps | Left Cheek | 0mm | Reduced | 1 | 2412 | 15.30 | 16.00 | 1.175 | 98.28 | 1.018 | 0.02 | 0.855 | 1.037 | 1.023 |
| 1st | WLAN5.8GHz | - | - | - | - | 802.11n-HT40 MCS0 | Back | 5mm | Full | 151 | 5755 | 17.56 | 18.00 | 1.107 | 96.03 | 1.041 | 0.01 | 1.210 | 1 | 1.394 |
| 2nd | WLAN5.8GHz | - | - | - | - | 802.11n-HT40 MCS0 | Back | 5mm | Full | 151 | 5755 | 17.56 | 18.00 | 1.107 | 96.03 | 1.041 | 0.01 | 1.180 | 1.025 | 1.359 |

<10g>

| No. | Band | BW (MHz) | Modulation | RB Size | RB offset | Mode | Test Position | Gap (mm) | Power Reduction | Ch. | Freq. (MHz) | Average Power (dBm) | Tune-Up Limit (dBm) | Tune-up Scaling Factor | Duty Cycle % | Duty Cycle Scaling Factor | Power Drift (dB) | Measured 10g SAR (W/kg) | Ratio | Reported 10g SAR (W/kg) |
|-----|--------------|----------|------------|---------|-----------|-------------------|---------------|----------|-----------------|-------|-------------|---------------------|---------------------|------------------------|--------------|---------------------------|------------------|-------------------------|-------|-------------------------|
| 1st | WCDMA IV | | | | | RMC 12.2Kbps | Front | 0mm | Reduced | 1413 | 1732.6 | 19.54 | 20.50 | 1.247 | | 1.000 | -0.09 | 2.680 | 1 | 3.343 |
| 2nd | WCDMA IV | | | | | RMC 12.2Kbps | Front | 0mm | Reduced | 1413 | 1732.6 | 19.54 | 20.50 | 1.247 | | 1.000 | 0.01 | 2.610 | 1.027 | 3.256 |
| 1st | CDMA2000 BC1 | | | | | RTAP 153.6Kbps | Front | 0mm | Reduced | 25 | 1851.25 | 21.05 | 21.50 | 1.109 | | 1.000 | 0.01 | 3.060 | 1 | 3.394 |
| 2nd | CDMA2000 BC1 | | | | | RTAP 153.6Kbps | Front | 0mm | Reduced | 25 | 1851.25 | 21.05 | 21.50 | 1.109 | | 1.000 | 0.03 | 3.010 | 1.017 | 3.339 |
| 1st | LTE Band 26 | 15M | QPSK | 1 | 0 | | Front | 0mm | Full | 26865 | 831.5 | 23.27 | 24.00 | 1.183 | | 1.000 | 0.15 | 2.300 | 1 | 2.721 |
| 2nd | LTE Band 26 | 15M | QPSK | 1 | 0 | | Front | 0mm | Full | 26865 | 831.5 | 23.27 | 24.00 | 1.183 | | 1.000 | 0.03 | 2.250 | 1.022 | 2.662 |
| 1st | LTE Band 41 | 20M | QPSK | 1 | 0 | | Front | 0mm | Reduced | 40185 | 2549.5 | 22.25 | 23.50 | 1.334 | 62.9 | 1.006 | 0.03 | 2.550 | 1 | 3.421 |
| 2nd | LTE Band 41 | 20M | QPSK | 1 | 0 | | Front | 0mm | Reduced | 40185 | 2549.5 | 22.25 | 23.50 | 1.334 | 62.9 | 1.006 | 0.01 | 2.480 | 1.028 | 3.327 |
| 1st | WLAN5.8GHz | - | - | - | - | 802.11n-HT40 MCS0 | Back | 0mm | Full | 151 | 5755 | 17.56 | 18.00 | 1.107 | 96.03 | 1.041 | 0.09 | 2.530 | 1 | 2.915 |
| 2nd | WLAN5.8GHz | - | - | - | - | 802.11n-HT40 MCS0 | Back | 0mm | Full | 151 | 5755 | 17.56 | 18.00 | 1.107 | 96.03 | 1.041 | 0.04 | 2.470 | 1.024 | 2.845 |

General Note:

1. Per KDB 865664 D01v01r04, for each frequency band, repeated SAR measurement is required only when the measured SAR is $\geq 0.8W/kg$.
2. Per KDB 865664 D01v01r04, if the ratio among the repeated measurement is ≤ 1.2 and the measured SAR $< 1.45W/kg$, only one repeated measurement is required.
3. Per KDB 865664 D01v01r04, if the extremity repeated SAR is necessary, the same procedures should be adapted for measurements according to extremity and occupational exposure limits by applying a factor of 2.5 for extremity exposure and a factor of 5 for occupational exposure to the corresponding SAR thresholds.
4. The ratio is the difference in percentage between original and repeated *measured SAR*.
5. All measurement SAR result is scaled-up to account for tune-up tolerance and is compliant.

16. Simultaneous Transmission Analysis

| No. | Simultaneous Transmission Configurations | Portable Handset | | | |
|-----|--|------------------|-----------|---------|--------------------------|
| | | Head | Body-worn | Hotspot | Product specific 10g SAR |
| 1. | GSM Voice + WLAN2.4GHz | Yes | Yes | | Yes |
| 2. | GPRS/EDGE + WLAN2.4GHz | Yes | Yes | Yes | Yes |
| 3. | WCDMA + WLAN2.4GHz | Yes | Yes | Yes | Yes |
| 4. | CDMA + WLAN2.4GHz | Yes | Yes | Yes | Yes |
| 5. | LTE + WLAN2.4GHz | Yes | Yes | Yes | Yes |
| 6. | GSM Voice + WLAN5.3/5.5GHz | Yes | Yes | | Yes |
| 7. | GPRS/EDGE + WLAN5.3/5.5GHz | Yes | Yes | | Yes |
| 8. | WCDMA + WLAN5.3/5.5GHz | Yes | Yes | | Yes |
| 9. | CDMA + WLAN5.3/5.5GHz | Yes | Yes | | Yes |
| 10. | LTE + WLAN5.3/5.5GHz | Yes | Yes | | Yes |
| 11. | GSM Voice + WLAN5.2/5.8GHz | Yes | Yes | | Yes |
| 12. | GPRS/EDGE + WLAN5.2/5.8GHz | Yes | Yes | Yes | Yes |
| 13. | WCDMA + WLAN5.2/5.8GHz | Yes | Yes | Yes | Yes |
| 14. | CDMA + WLAN5.2/5.8GHz | Yes | Yes | Yes | Yes |
| 15. | LTE + WLAN5.2/5.8GHz | Yes | Yes | Yes | Yes |
| 16. | GSM Voice + Bluetooth | Yes | Yes | | Yes |
| 17. | GPRS/EDGE + Bluetooth | Yes | Yes | Yes | Yes |
| 18. | WCDMA + Bluetooth | Yes | Yes | Yes | Yes |
| 19. | CDMA + Bluetooth | Yes | Yes | Yes | Yes |
| 20. | LTE + Bluetooth | Yes | Yes | Yes | Yes |

General Note:

1. This device supports VoIP in GPRS, EGPRS, WCDMA, CDMA and LTE (e.g. for 3rd-party VoIP), LTE supports VoLTE operation.
2. EUT will choose each GSM, CDMA, WCDMA and LTE according to the network signal condition; therefore, they will not operate simultaneously at any moment.
3. This device 2.4GHz WLAN support hotspot operation and Bluetooth support tethering applications.
4. This device 2.4GHz WLAN/ 5.2GHz WLAN/5.8GHz WLAN support hotspot operation, and 5.2GHz WLAN/5.8GHz WLAN supports WLAN Direct (GC/GO), and 5.3GHz / 5.5GHz supports WLAN Direct (GC only).
5. EUT will choose either WLAN 2.4GHz or WLAN 5GHz according to the network signal condition; therefore, 2.4GHz WLAN and 5GHz WLAN will not operate simultaneously at any moment though they have independent antenna.
6. WLAN 2.4GHz and Bluetooth share the same antenna so can't transmit simultaneously.
7. According to the EUT character, WLAN 5GHz and Bluetooth can't transmit simultaneously.
8. Chose the worst zoom scan SAR of WLAN correspondingly for co-located with WWAN analysis.
9. The reported SAR summation is calculated based on the same configuration and test position.
10. Per KDB 447498 D01v06, simultaneous transmission SAR is compliant if,
 - i) 1g Scalar SAR summation < 1.6W/kg and 10g Scalar SAR summation < 4.0W/kg.
 - ii) $SPLSR = (SAR1 + SAR2)^{1.5} / (\text{min. separation distance, mm})$, and the peak separation distance is determined from the square root of $[(x1-x2)^2 + (y1-y2)^2 + (z1-z2)^2]$, where (x1, y1, z1) and (x2, y2, z2) are the coordinates of the extrapolated peak SAR locations in the zoom scan.
 - iii) If $SPLSR \leq 0.04$ for 1g SAR and $SPLSR \leq 0.10$ for 10g SAR, simultaneously transmission SAR measurement is not necessary.
 - iv) Simultaneously transmission SAR measurement, and the reported multi-band 1g SAR < 1.6W/kg and 10g SAR < 4.0W/kg.
 - v) The SPLSR calculated results please refer to section 16.5.



16.1 Head Exposure Conditions

| WWAN Band | Exposure Position | 1 | 2 | 3 | 4 | 1+2 | SPLSR | Case No | 1+3 | 1+4 | |
|-----------|-------------------|---------------|---------------|---------------|---------------|---------------|-------|---------|---------------|---------------|------|
| | | WWAN | 2.4GHz WLAN | 5GHz WLAN | Bluetooth | Summed | | | Summed | Summed | |
| | | 1g SAR (W/kg) | 1g SAR (W/kg) | 1g SAR (W/kg) | 1g SAR (W/kg) | 1g SAR (W/kg) | | | 1g SAR (W/kg) | 1g SAR (W/kg) | |
| GSM | GSM 850 | Right Cheek | 0.476 | 0.465 | 0.072 | 0.332 | 0.94 | | | 0.55 | 0.81 |
| | | Right Tilted | 0.252 | 0.476 | 0.065 | 0.332 | 0.73 | | | 0.32 | 0.58 |
| | | Left Cheek | 0.307 | 1.061 | 0.146 | 0.332 | 1.37 | | | 0.45 | 0.64 |
| | | Left Tilted | 0.233 | 0.654 | 0.088 | 0.332 | 0.89 | | | 0.32 | 0.57 |
| | GSM 1900 | Right Cheek | 0.057 | 0.465 | 0.072 | 0.332 | 0.52 | | | 0.13 | 0.39 |
| | | Right Tilted | 0.028 | 0.476 | 0.065 | 0.332 | 0.50 | | | 0.09 | 0.36 |
| | | Left Cheek | 0.031 | 1.061 | 0.146 | 0.332 | 1.09 | | | 0.18 | 0.36 |
| WCDMA | WCDMA II | Right Cheek | 0.173 | 0.465 | 0.072 | 0.332 | 0.64 | | | 0.25 | 0.51 |
| | | Right Tilted | 0.068 | 0.476 | 0.065 | 0.332 | 0.54 | | | 0.13 | 0.40 |
| | | Left Cheek | 0.085 | 1.061 | 0.146 | 0.332 | 1.15 | | | 0.23 | 0.42 |
| | | Left Tilted | 0.078 | 0.654 | 0.088 | 0.332 | 0.73 | | | 0.17 | 0.41 |
| | WCDMA IV | Right Cheek | 0.150 | 0.465 | 0.072 | 0.332 | 0.62 | | | 0.22 | 0.48 |
| | | Right Tilted | 0.113 | 0.476 | 0.065 | 0.332 | 0.59 | | | 0.18 | 0.45 |
| | | Left Cheek | 0.193 | 1.061 | 0.146 | 0.332 | 1.25 | | | 0.34 | 0.53 |
| | | Left Tilted | 0.103 | 0.654 | 0.088 | 0.332 | 0.76 | | | 0.19 | 0.44 |
| | WCDMA V | Right Cheek | 0.586 | 0.465 | 0.072 | 0.332 | 1.05 | | | 0.66 | 0.92 |
| | | Right Tilted | 0.331 | 0.476 | 0.065 | 0.332 | 0.81 | | | 0.40 | 0.66 |
| | | Left Cheek | 0.390 | 1.061 | 0.146 | 0.332 | 1.45 | | | 0.54 | 0.72 |
| | | Left Tilted | 0.314 | 0.654 | 0.088 | 0.332 | 0.97 | | | 0.40 | 0.65 |
| CDMA | CDMA2000 BC0 | Right Cheek | 0.653 | 0.465 | 0.072 | 0.332 | 1.12 | | | 0.73 | 0.99 |
| | | Right Tilted | 0.359 | 0.476 | 0.065 | 0.332 | 0.84 | | | 0.42 | 0.69 |
| | | Left Cheek | 0.539 | 1.061 | 0.146 | 0.332 | 1.60 | 0.03 | #01 | 0.69 | 0.87 |
| | | Left Tilted | 0.293 | 0.654 | 0.088 | 0.332 | 0.95 | | | 0.38 | 0.63 |
| | CDMA2000 BC1 | Right Cheek | 0.204 | 0.465 | 0.072 | 0.332 | 0.67 | | | 0.28 | 0.54 |
| | | Right Tilted | 0.056 | 0.476 | 0.065 | 0.332 | 0.53 | | | 0.12 | 0.39 |
| | | Left Cheek | 0.091 | 1.061 | 0.146 | 0.332 | 1.15 | | | 0.24 | 0.42 |
| | | Left Tilted | 0.067 | 0.654 | 0.088 | 0.332 | 0.72 | | | 0.16 | 0.40 |
| | CDMA2000 BC10 | Right Cheek | 0.652 | 0.465 | 0.072 | 0.332 | 1.12 | | | 0.72 | 0.98 |
| | | Right Tilted | 0.303 | 0.476 | 0.065 | 0.332 | 0.78 | | | 0.37 | 0.64 |
| | | Left Cheek | 0.484 | 1.061 | 0.146 | 0.332 | 1.55 | | | 0.63 | 0.82 |
| | | Left Tilted | 0.282 | 0.654 | 0.088 | 0.332 | 0.94 | | | 0.37 | 0.61 |



| WWAN Band | Exposure Position | 1 | 2 | 3 | 4 | 1+2 | SPLSR | Case No | 1+3 | 1+4 | |
|-------------|-------------------|---------------|---------------|---------------|---------------|---------------|-------|---------|---------------|---------------|------|
| | | WWAN | 2.4GHz WLAN | 5GHz WLAN | Bluetooth | Summed | | | Summed | Summed | |
| | | 1g SAR (W/kg) | 1g SAR (W/kg) | 1g SAR (W/kg) | 1g SAR (W/kg) | 1g SAR (W/kg) | | | 1g SAR (W/kg) | 1g SAR (W/kg) | |
| LTE | LTE Band 7 | Right Cheek | 0.496 | 0.465 | 0.072 | 0.332 | 0.96 | | | 0.57 | 0.83 |
| | | Right Tilted | 0.418 | 0.476 | 0.065 | 0.332 | 0.89 | | | 0.48 | 0.75 |
| | | Left Cheek | 0.393 | 1.061 | 0.146 | 0.332 | 1.45 | | | 0.54 | 0.73 |
| | | Left Tilted | 0.233 | 0.654 | 0.088 | 0.332 | 0.89 | | | 0.32 | 0.57 |
| | LTE Band 12 | Right Cheek | 0.383 | 0.465 | 0.072 | 0.332 | 0.85 | | | 0.46 | 0.72 |
| | | Right Tilted | 0.269 | 0.476 | 0.065 | 0.332 | 0.75 | | | 0.33 | 0.60 |
| | | Left Cheek | 0.378 | 1.061 | 0.146 | 0.332 | 1.44 | | | 0.52 | 0.71 |
| | | Left Tilted | 0.225 | 0.654 | 0.088 | 0.332 | 0.88 | | | 0.31 | 0.56 |
| | LTE Band 13 | Right Cheek | 0.439 | 0.465 | 0.072 | 0.332 | 0.90 | | | 0.51 | 0.77 |
| | | Right Tilted | 0.246 | 0.476 | 0.065 | 0.332 | 0.72 | | | 0.31 | 0.58 |
| | | Left Cheek | 0.338 | 1.061 | 0.146 | 0.332 | 1.40 | | | 0.48 | 0.67 |
| | | Left Tilted | 0.226 | 0.654 | 0.088 | 0.332 | 0.88 | | | 0.31 | 0.56 |
| | LTE Band 25 | Right Cheek | 0.165 | 0.465 | 0.072 | 0.332 | 0.63 | | | 0.24 | 0.50 |
| | | Right Tilted | 0.068 | 0.476 | 0.065 | 0.332 | 0.54 | | | 0.13 | 0.40 |
| | | Left Cheek | 0.107 | 1.061 | 0.146 | 0.332 | 1.17 | | | 0.25 | 0.44 |
| | | Left Tilted | 0.080 | 0.654 | 0.088 | 0.332 | 0.73 | | | 0.17 | 0.41 |
| | LTE Band 26 | Right Cheek | 0.594 | 0.465 | 0.072 | 0.332 | 1.06 | | | 0.67 | 0.93 |
| | | Right Tilted | 0.260 | 0.476 | 0.065 | 0.332 | 0.74 | | | 0.33 | 0.59 |
| | | Left Cheek | 0.388 | 1.061 | 0.146 | 0.332 | 1.45 | | | 0.53 | 0.72 |
| | | Left Tilted | 0.285 | 0.654 | 0.088 | 0.332 | 0.94 | | | 0.37 | 0.62 |
| | LTE Band 41 | Right Cheek | 0.345 | 0.465 | 0.072 | 0.332 | 0.81 | | | 0.42 | 0.68 |
| | | Right Tilted | 0.305 | 0.476 | 0.065 | 0.332 | 0.78 | | | 0.37 | 0.64 |
| | | Left Cheek | 0.588 | 1.061 | 0.146 | 0.332 | 1.65 | 0.03 | #02 | 0.73 | 0.92 |
| | | Left Tilted | 0.178 | 0.654 | 0.088 | 0.332 | 0.83 | | | 0.27 | 0.51 |
| | LTE Band 66 | Right Cheek | 0.126 | 0.465 | 0.072 | 0.332 | 0.59 | | | 0.20 | 0.46 |
| | | Right Tilted | 0.100 | 0.476 | 0.065 | 0.332 | 0.58 | | | 0.17 | 0.43 |
| | | Left Cheek | 0.187 | 1.061 | 0.146 | 0.332 | 1.25 | | | 0.33 | 0.52 |
| | | Left Tilted | 0.100 | 0.654 | 0.088 | 0.332 | 0.75 | | | 0.19 | 0.43 |
| LTE Band 71 | Right Cheek | 0.284 | 0.465 | 0.072 | 0.332 | 0.75 | | | 0.36 | 0.62 | |
| | Right Tilted | 0.111 | 0.476 | 0.065 | 0.332 | 0.59 | | | 0.18 | 0.44 | |
| | Left Cheek | 0.225 | 1.061 | 0.146 | 0.332 | 1.29 | | | 0.37 | 0.56 | |
| | Left Tilted | 0.104 | 0.654 | 0.088 | 0.332 | 0.76 | | | 0.19 | 0.44 | |



16.2 Hotspot Exposure Conditions

| WWAN Band | Exposure Position | 1 | 2 | 3 | 4 | 1+2 Summed 1g SAR (W/kg) | SPLSR | Case No | 1+3 Summed 1g SAR (W/kg) | SPLSR | Case No | 1+4 Summed 1g SAR (W/kg) | |
|-----------|-------------------|--------------------|---------------------------|-------------------------|-------------------------|--------------------------|-------|---------|--------------------------|-------|---------|--------------------------|------|
| | | WWAN 1g SAR (W/kg) | 2.4GHz WLAN 1g SAR (W/kg) | 5GHz WLAN 1g SAR (W/kg) | Bluetooth 1g SAR (W/kg) | | | | | | | | |
| GSM | GSM 850 | Front | 1.236 | 0.781 | 0.082 | 0.101 | 2.02 | 0.02 | #03 | 1.32 | | | 1.34 |
| | | Back | 1.152 | 0.815 | 1.175 | 0.149 | 1.97 | 0.02 | #04 | 2.33 | 0.03 | #05 | 1.30 |
| | | Left side | 0.252 | 0.261 | 0.110 | 0.176 | 0.51 | | | 0.36 | | | 0.43 |
| | | Right side | 0.536 | 0.441 | 0.151 | 0.176 | 0.98 | | | 0.69 | | | 0.71 |
| | | Top side | | 1.143 | 0.100 | 0.176 | 1.14 | | | 0.10 | | | 0.18 |
| | | Bottom side | 0.627 | | | | 0.63 | | | 0.63 | | | 0.63 |
| | GSM 1900 | Front | 1.281 | 0.781 | 0.082 | 0.101 | 2.06 | 0.02 | #06 | 1.36 | | | 1.38 |
| | | Back | 1.200 | 0.815 | 1.175 | 0.149 | 2.02 | 0.02 | #07 | 2.38 | 0.03 | #08 | 1.35 |
| | | Left side | 0.039 | 0.261 | 0.110 | 0.176 | 0.30 | | | 0.15 | | | 0.22 |
| | | Right side | 0.032 | 0.441 | 0.151 | 0.176 | 0.47 | | | 0.18 | | | 0.21 |
| | | Top side | | 1.143 | 0.100 | 0.176 | 1.14 | | | 0.10 | | | 0.18 |
| | | Bottom side | 1.018 | | | | 1.02 | | | 1.02 | | | 1.02 |
| WCDMA | WCDMA II | Front | 1.130 | 0.781 | 0.082 | 0.101 | 1.91 | 0.02 | #09 | 1.21 | | | 1.23 |
| | | Back | 0.978 | 0.815 | 1.175 | 0.149 | 1.79 | 0.02 | #10 | 2.15 | 0.02 | #11 | 1.13 |
| | | Left side | 0.055 | 0.261 | 0.110 | 0.176 | 0.32 | | | 0.17 | | | 0.23 |
| | | Right side | 0.107 | 0.441 | 0.151 | 0.176 | 0.55 | | | 0.26 | | | 0.28 |
| | | Top side | | 1.143 | 0.100 | 0.176 | 1.14 | | | 0.10 | | | 0.18 |
| | | Bottom side | 1.237 | | | | 1.24 | | | 1.24 | | | 1.24 |
| | WCDMA IV | Front | 1.301 | 0.781 | 0.082 | 0.101 | 2.08 | 0.02 | #12 | 1.38 | | | 1.40 |
| | | Back | 1.123 | 0.815 | 1.175 | 0.149 | 1.94 | 0.02 | #13 | 2.30 | 0.03 | #14 | 1.27 |
| | | Left side | 0.057 | 0.261 | 0.110 | 0.176 | 0.32 | | | 0.17 | | | 0.23 |
| | | Right side | 0.015 | 0.441 | 0.151 | 0.176 | 0.46 | | | 0.17 | | | 0.19 |
| | | Top side | | 1.143 | 0.100 | 0.176 | 1.14 | | | 0.10 | | | 0.18 |
| | | Bottom side | 1.402 | | | | 1.40 | | | 1.40 | | | 1.40 |
| | WCDMA V | Front | 1.419 | 0.781 | 0.082 | 0.101 | 2.20 | 0.02 | #15 | 1.50 | | | 1.52 |
| | | Back | 1.139 | 0.815 | 1.175 | 0.149 | 1.95 | 0.02 | #16 | 2.31 | 0.03 | #17 | 1.29 |
| | | Left side | 0.268 | 0.261 | 0.110 | 0.176 | 0.53 | | | 0.38 | | | 0.44 |
| | | Right side | 0.630 | 0.441 | 0.151 | 0.176 | 1.07 | | | 0.78 | | | 0.81 |
| | | Top side | | 1.143 | 0.100 | 0.176 | 1.14 | | | 0.10 | | | 0.18 |
| | | Bottom side | 1.058 | | | | 1.06 | | | 1.06 | | | 1.06 |
| CDMA | CDMA2000 BC0 | Front | 1.331 | 0.781 | 0.082 | 0.101 | 2.11 | 0.02 | #75 | 1.41 | | | 1.43 |
| | | Back | 1.197 | 0.815 | 1.175 | 0.149 | 2.01 | 0.02 | #76 | 2.37 | 0.03 | #77 | 1.35 |
| | | Left side | 0.263 | 0.261 | 0.110 | 0.176 | 0.52 | | | 0.37 | | | 0.44 |
| | | Right side | 0.658 | 0.441 | 0.151 | 0.176 | 1.10 | | | 0.81 | | | 0.83 |
| | | Top side | | 1.143 | 0.100 | 0.176 | 1.14 | | | 0.10 | | | 0.18 |
| | | Bottom side | 0.912 | | | | 0.91 | | | 0.91 | | | 0.91 |
| | CDMA2000 BC1 | Front | 0.766 | 0.781 | 0.082 | 0.101 | 1.55 | | | 0.85 | | | 0.87 |
| | | Back | 0.713 | 0.815 | 1.175 | 0.149 | 1.53 | | | 1.89 | 0.02 | #78 | 0.86 |
| | | Left side | 0.450 | 0.261 | 0.110 | 0.176 | 0.71 | | | 0.56 | | | 0.63 |
| | | Right side | 1.132 | 0.441 | 0.151 | 0.176 | 1.57 | | | 1.28 | | | 1.31 |
| | | Top side | | 1.143 | 0.100 | 0.176 | 1.14 | | | 0.10 | | | 0.18 |
| | | Bottom side | 1.401 | | | | 1.40 | | | 1.40 | | | 1.40 |
| | CDMA2000 BC10 | Front | 1.197 | 0.781 | 0.082 | 0.101 | 1.98 | 0.02 | #79 | 1.28 | | | 1.30 |
| | | Back | 1.064 | 0.815 | 1.175 | 0.149 | 1.88 | 0.02 | #80 | 2.24 | 0.03 | #81 | 1.21 |
| | | Left side | 0.272 | 0.261 | 0.110 | 0.176 | 0.53 | | | 0.38 | | | 0.45 |
| | | Right side | 0.580 | 0.441 | 0.151 | 0.176 | 1.02 | | | 0.73 | | | 0.76 |
| | | Top side | | 1.143 | 0.100 | 0.176 | 1.14 | | | 0.10 | | | 0.18 |
| | | Bottom side | 0.965 | | | | 0.97 | | | 0.97 | | | 0.97 |



| WWAN Band | Exposure Position | 1 | 2 | 3 | 4 | 1+2 Summed 1g SAR (W/kg) | SPLSR | Case No | 1+3 Summed 1g SAR (W/kg) | SPLSR | Case No | 1+4 Summed 1g SAR (W/kg) | |
|-----------|-------------------|--------------------------|------------------------------------|----------------------------------|-------------------------------|-----------------------------------|-------|------------|-----------------------------------|-------|------------|-----------------------------------|------|
| | | WWAN 1g SAR (W/kg) | 2.4GHz WLAN 1g SAR (W/kg) | 5GHz WLAN 1g SAR (W/kg) | Bluetooth 1g SAR (W/kg) | | | | | | | | |
| LTE | LTE Band 7 | Front | 1.167 | 0.781 | 0.082 | 0.101 | 1.95 | 0.02 | #27 | 1.25 | | | 1.27 |
| | | Back | 1.431 | 0.815 | 1.175 | 0.149 | 2.25 | 0.02 | #28 | 2.61 | 0.03 | #29 | 1.58 |
| | | Left side | 0.635 | 0.261 | 0.110 | 0.176 | 0.90 | | | 0.75 | | | 0.81 |
| | | Right side | 0.113 | 0.441 | 0.151 | 0.176 | 0.55 | | | 0.26 | | | 0.29 |
| | | Top side | | 1.143 | 0.100 | 0.176 | 1.14 | | | 0.10 | | | 0.18 |
| | | Bottom side | 0.898 | | | | 0.90 | | | 0.90 | | | 0.90 |
| | LTE Band 12 | Front | 0.919 | 0.781 | 0.082 | 0.101 | 1.70 | 0.01 | #30 | 1.00 | | | 1.02 |
| | | Back | 1.220 | 0.815 | 1.175 | 0.149 | 2.04 | 0.02 | #31 | 2.40 | 0.03 | #32 | 1.37 |
| | | Left side | 0.710 | 0.261 | 0.110 | 0.176 | 0.97 | | | 0.82 | | | 0.89 |
| | | Right side | 1.028 | 0.441 | 0.151 | 0.176 | 1.47 | | | 1.18 | | | 1.20 |
| | | Top side | | 1.143 | 0.100 | 0.176 | 1.14 | | | 0.10 | | | 0.18 |
| | | Bottom side | 0.929 | | | | 0.93 | | | 0.93 | | | 0.93 |
| | LTE Band 13 | Front | 1.248 | 0.781 | 0.082 | 0.101 | 2.03 | 0.02 | #33 | 1.33 | | | 1.35 |
| | | Back | 1.115 | 0.815 | 1.175 | 0.149 | 1.93 | 0.02 | #34 | 2.29 | 0.03 | #35 | 1.26 |
| | | Left side | 0.412 | 0.261 | 0.110 | 0.176 | 0.67 | | | 0.52 | | | 0.59 |
| | | Right side | 0.737 | 0.441 | 0.151 | 0.176 | 1.18 | | | 0.89 | | | 0.91 |
| | | Top side | | 1.143 | 0.100 | 0.176 | 1.14 | | | 0.10 | | | 0.18 |
| | | Bottom side | 1.224 | | | | 1.22 | | | 1.22 | | | 1.22 |
| | LTE Band 25 | Front | 1.392 | 0.781 | 0.082 | 0.101 | 2.17 | 0.02 | #36 | 1.47 | | | 1.49 |
| | | Back | 1.211 | 0.815 | 1.175 | 0.149 | 2.03 | 0.02 | #37 | 2.39 | 0.03 | #38 | 1.36 |
| | | Left side | 0.031 | 0.261 | 0.110 | 0.176 | 0.29 | | | 0.14 | | | 0.21 |
| | | Right side | 0.030 | 0.441 | 0.151 | 0.176 | 0.47 | | | 0.18 | | | 0.21 |
| | | Top side | | 1.143 | 0.100 | 0.176 | 1.14 | | | 0.10 | | | 0.18 |
| | | Bottom side | 1.313 | | | | 1.31 | | | 1.31 | | | 1.31 |
| | LTE Band 26 | Front | 1.165 | 0.781 | 0.082 | 0.101 | 1.95 | 0.02 | #39 | 1.25 | | | 1.27 |
| | | Back | 1.033 | 0.815 | 1.175 | 0.149 | 1.85 | 0.02 | #40 | 2.21 | 0.03 | #41 | 1.18 |
| | | Left side | 0.273 | 0.261 | 0.110 | 0.176 | 0.53 | | | 0.38 | | | 0.45 |
| | | Right side | 0.534 | 0.441 | 0.151 | 0.176 | 0.98 | | | 0.69 | | | 0.71 |
| | | Top side | | 1.143 | 0.100 | 0.176 | 1.14 | | | 0.10 | | | 0.18 |
| | | Bottom side | 1.004 | | | | 1.00 | | | 1.00 | | | 1.00 |
| | LTE Band 41 | Front | 1.303 | 0.781 | 0.082 | 0.101 | 2.08 | 0.02 | #42 | 1.39 | | | 1.40 |
| | | Back | 1.373 | 0.815 | 1.175 | 0.149 | 2.19 | 0.02 | #43 | 2.55 | 0.03 | #44 | 1.52 |
| | | Left side | 0.598 | 0.261 | 0.110 | 0.176 | 0.86 | | | 0.71 | | | 0.77 |
| | | Right side | 0.161 | 0.441 | 0.151 | 0.176 | 0.60 | | | 0.31 | | | 0.34 |
| | | Top side | | 1.143 | 0.100 | 0.176 | 1.14 | | | 0.10 | | | 0.18 |
| | | Bottom side | 1.136 | | | | 1.14 | | | 1.14 | | | 1.14 |
| | LTE Band 66 | Front | 1.266 | 0.781 | 0.082 | 0.101 | 2.05 | 0.02 | #45 | 1.35 | | | 1.37 |
| | | Back | 1.192 | 0.815 | 1.175 | 0.149 | 2.01 | 0.02 | #46 | 2.37 | 0.03 | #47 | 1.34 |
| | | Left side | 0.048 | 0.261 | 0.110 | 0.176 | 0.31 | | | 0.16 | | | 0.22 |
| | | Right side | 0.044 | 0.441 | 0.151 | 0.176 | 0.49 | | | 0.20 | | | 0.22 |
| | | Top side | | 1.143 | 0.100 | 0.176 | 1.14 | | | 0.10 | | | 0.18 |
| | | Bottom side | 1.407 | | | | 1.41 | | | 1.41 | | | 1.41 |
| | LTE Band 71 | Front | 0.709 | 0.781 | 0.082 | 0.101 | 1.49 | | | 0.79 | | | 0.81 |
| | | Back | 0.760 | 0.815 | 1.175 | 0.149 | 1.58 | | | 1.94 | 0.02 | #48 | 0.91 |
| | | Left side | 0.431 | 0.261 | 0.110 | 0.176 | 0.69 | | | 0.54 | | | 0.61 |
| | | Right side | 0.629 | 0.441 | 0.151 | 0.176 | 1.07 | | | 0.78 | | | 0.81 |
| | | Top side | | 1.143 | 0.100 | 0.176 | 1.14 | | | 0.10 | | | 0.18 |
| | | Bottom side | 0.521 | | | | 0.52 | | | 0.52 | | | 0.52 |



16.3 Body-Worn Accessory Exposure Conditions

| WWAN Band | Exposure Position | 1 | 2 | 3 | 4 | 1+2 Summed 1g SAR (W/kg) | SPLSR | Case No | 1+3 Summed 1g SAR (W/kg) | SPLSR | Case No | 1+4 Summed 1g SAR (W/kg) | |
|-----------|-------------------|--------------------|---------------------------|-------------------------|-------------------------|--------------------------|-------|---------|--------------------------|-------|---------|--------------------------|------|
| | | WWAN 1g SAR (W/kg) | 2.4GHz WLAN 1g SAR (W/kg) | 5GHz WLAN 1g SAR (W/kg) | Bluetooth 1g SAR (W/kg) | | | | | | | | |
| GSM | GSM 850 | Front | 1.236 | 0.781 | 0.082 | 0.101 | 2.02 | 0.02 | #03 | 1.32 | | | 1.34 |
| | | Back | 1.152 | 0.815 | 1.175 | 0.149 | 1.97 | 0.02 | #04 | 2.33 | 0.03 | #05 | 1.30 |
| | | Front with Headset | 1.222 | | | | 1.22 | | | 1.22 | | | 1.22 |
| | | Back with Headset | | | | | 0.00 | | | 0.00 | | | 0.00 |
| | GSM 1900 | Front | 1.281 | 0.781 | 0.082 | 0.101 | 2.06 | 0.02 | #06 | 1.36 | | | 1.38 |
| | | Back | 1.200 | 0.815 | 1.175 | 0.149 | 2.02 | 0.02 | #07 | 2.38 | 0.03 | #08 | 1.35 |
| | | Front with Headset | 0.662 | | | | 0.66 | | | 0.66 | | | 0.66 |
| | | Back with Headset | | | | | 0.00 | | | 0.00 | | | 0.00 |
| WCDMA | WCDMA II | Front | 1.130 | 0.781 | 0.082 | 0.101 | 1.91 | 0.02 | #09 | 1.21 | | | 1.23 |
| | | Back | 0.978 | 0.815 | 1.175 | 0.149 | 1.79 | 0.02 | #10 | 2.15 | 0.02 | #11 | 1.13 |
| | | Front with Headset | | | | | 0.00 | | | 0.00 | | | 0.00 |
| | | Back with Headset | | | | | 0.00 | | | 0.00 | | | 0.00 |
| | WCDMA IV | Front | 1.301 | 0.781 | 0.082 | 0.101 | 2.08 | 0.02 | #12 | 1.38 | | | 1.40 |
| | | Back | 1.123 | 0.815 | 1.175 | 0.149 | 1.94 | 0.02 | #13 | 2.30 | 0.03 | #14 | 1.27 |
| | | Front with Headset | 1.243 | | | | 1.24 | | | 1.24 | | | 1.24 |
| | | Back with Headset | | | | | 0.00 | | | 0.00 | | | 0.00 |
| | WCDMA V | Front | 1.419 | 0.781 | 0.082 | 0.101 | 2.20 | 0.02 | #15 | 1.50 | | | 1.52 |
| | | Back | 1.139 | 0.815 | 1.175 | 0.149 | 1.95 | 0.02 | #16 | 2.31 | 0.03 | #17 | 1.29 |
| | | Front with Headset | 1.286 | | | | 1.29 | | | 1.29 | | | 1.29 |
| | | Back with Headset | | | | | 0.00 | | | 0.00 | | | 0.00 |
| CDMA | CDMA2000 BC0- | Front | 1.292 | 0.781 | 0.082 | 0.101 | 2.07 | 0.02 | #18 | 1.37 | | | 1.39 |
| | | Back | 1.117 | 0.815 | 1.175 | 0.149 | 1.93 | 0.02 | #19 | 2.29 | 0.03 | #20 | 1.27 |
| | | Front with Headset | 1.257 | | | | 1.26 | | | 1.26 | | | 1.26 |
| | | Back with Headset | | | | | 0.00 | | | 0.00 | | | 0.00 |
| | CDMA2000 BC1- | Front | 1.294 | 0.781 | 0.082 | 0.101 | 2.08 | 0.02 | #21 | 1.38 | | | 1.40 |
| | | Back | 1.129 | 0.815 | 1.175 | 0.149 | 1.94 | 0.02 | #22 | 2.30 | 0.03 | #23 | 1.28 |
| | | Front with Headset | 1.250 | | | | 1.25 | | | 1.25 | | | 1.25 |
| | | Back with Headset | | | | | 0.00 | | | 0.00 | | | 0.00 |
| | CDMA2000 BC10- | Front | 1.152 | 0.781 | 0.082 | 0.101 | 1.93 | 0.02 | #24 | 1.23 | | | 1.25 |
| | | Back | 1.038 | 0.815 | 1.175 | 0.149 | 1.85 | 0.02 | #25 | 2.21 | 0.03 | #26 | 1.19 |
| | | Front with Headset | | | | | 0.00 | | | 0.00 | | | 0.00 |
| | | Back with Headset | | | | | 0.00 | | | 0.00 | | | 0.00 |



FCC SAR Test Report

Report No. : FA080709

| WWAN Band | Exposure Position | 1 | 2 | 3 | 4 | 1+2 Summed 1g SAR (W/kg) | SPLSR | Case No | 1+3 Summed 1g SAR (W/kg) | SPLSR | Case No | 1+4 Summed 1g SAR (W/kg) | |
|-------------|--------------------|--------------------------|------------------------------------|----------------------------------|----------------------------|-----------------------------------|-------|------------|-----------------------------------|-------|------------|-----------------------------------|------|
| | | WWAN 1g SAR (W/kg) | 2.4GHz WLAN 1g SAR (W/kg) | 5GHz WLAN 1g SAR (W/kg) | Bluetooth 1g SAR (W/kg) | | | | | | | | |
| LTE | LTE Band 7 | Front | 1.167 | 0.781 | 0.082 | 0.101 | 1.95 | 0.02 | #27 | 1.25 | | | 1.27 |
| | | Back | 1.431 | 0.815 | 1.175 | 0.149 | 2.25 | 0.02 | #28 | 2.61 | 0.03 | #29 | 1.58 |
| | | Front with Headset | | | | | 0.00 | | | 0.00 | | | 0.00 |
| | | Back with Headset | 1.214 | | | | 1.21 | | | 1.21 | | | 1.21 |
| | LTE Band 12 | Front | 0.919 | 0.781 | 0.082 | 0.101 | 1.70 | 0.01 | #30 | 1.00 | | | 1.02 |
| | | Back | 1.220 | 0.815 | 1.175 | 0.149 | 2.04 | 0.02 | #31 | 2.40 | 0.03 | #32 | 1.37 |
| | | Front with Headset | | | | | 0.00 | | | 0.00 | | | 0.00 |
| | | Back with Headset | 1.184 | | | | 1.18 | | | 1.18 | | | 1.18 |
| | LTE Band 13 | Front | 1.248 | 0.781 | 0.082 | 0.101 | 2.03 | 0.02 | #33 | 1.33 | | | 1.35 |
| | | Back | 1.115 | 0.815 | 1.175 | 0.149 | 1.93 | 0.02 | #34 | 2.29 | 0.03 | #35 | 1.26 |
| | | Front with Headset | 1.085 | | | | 1.09 | | | 1.09 | | | 1.09 |
| | | Back with Headset | | | | | 0.00 | | | 0.00 | | | 0.00 |
| | LTE Band 25 | Front | 1.392 | 0.781 | 0.082 | 0.101 | 2.17 | 0.02 | #36 | 1.47 | | | 1.49 |
| | | Back | 1.211 | 0.815 | 1.175 | 0.149 | 2.03 | 0.02 | #37 | 2.39 | 0.03 | #38 | 1.36 |
| | | Front with Headset | 1.368 | | | | 1.37 | | | 1.37 | | | 1.37 |
| | | Back with Headset | | | | | 0.00 | | | 0.00 | | | 0.00 |
| | LTE Band 26 | Front | 1.165 | 0.781 | 0.082 | 0.101 | 1.95 | 0.02 | #39 | 1.25 | | | 1.27 |
| | | Back | 1.033 | 0.815 | 1.175 | 0.149 | 1.85 | 0.02 | #40 | 2.21 | 0.03 | #41 | 1.18 |
| | | Front with Headset | 1.101 | | | | 1.10 | | | 1.10 | | | 1.10 |
| | | Back with Headset | | | | | 0.00 | | | 0.00 | | | 0.00 |
| | LTE Band 41 | Front | 1.303 | 0.781 | 0.082 | 0.101 | 2.08 | 0.02 | #42 | 1.39 | | | 1.40 |
| | | Back | 1.373 | 0.815 | 1.175 | 0.149 | 2.19 | 0.02 | #43 | 2.55 | 0.03 | #44 | 1.52 |
| | | Front with Headset | | | | | 0.00 | | | 0.00 | | | 0.00 |
| | | Back with Headset | 1.288 | | | | 1.29 | | | 1.29 | | | 1.29 |
| | LTE Band 66 | Front | 1.266 | 0.781 | 0.082 | 0.101 | 2.05 | 0.02 | #45 | 1.35 | | | 1.37 |
| | | Back | 1.192 | 0.815 | 1.175 | 0.149 | 2.01 | 0.02 | #46 | 2.37 | 0.03 | #47 | 1.34 |
| | | Front with Headset | 1.243 | | | | 1.24 | | | 1.24 | | | 1.24 |
| | | Back with Headset | | | | | 0.00 | | | 0.00 | | | 0.00 |
| LTE Band 71 | Front | 0.709 | 0.781 | 0.082 | 0.101 | 1.49 | | | 0.79 | | | 0.81 | |
| | Back | 0.760 | 0.815 | 1.175 | 0.149 | 1.58 | | | 1.94 | 0.02 | #48 | 0.91 | |
| | Front with Headset | | | | | 0.00 | | | 0.00 | | | 0.00 | |
| | Back with Headset | | | | | 0.00 | | | 0.00 | | | 0.00 | |



| WWAN Band | | Exposure Position | 1 | 2 | 3 | 4 | 1+2 Summed 1g SAR (W/kg) | 1+3 Summed 1g SAR (W/kg) | SPLSR | Case No | 1+4 Summed 1g SAR (W/kg) |
|-----------|------------------|-------------------|--------------------------|------------------------------------|----------------------------------|-------------------------------|-----------------------------------|-----------------------------------|-------------|------------|-----------------------------------|
| | | | WWAN 1g SAR (W/kg) | 2.4GHz WLAN 1g SAR (W/kg) | 5GHz WLAN 1g SAR (W/kg) | Bluetooth 1g SAR (W/kg) | | | | | |
| GSM | GSM 1900 | Front at 20mm | 0.364 | | 0.010 | | 0.36 | 0.37 | | | 0.36 |
| | | Back at 23mm | 0.435 | | 1.420 | | 0.44 | 1.86 | 0.02 | #61 | 0.44 |
| WCDMA | WCDMA II | Front at 20mm | 1.191 | | 0.010 | | 1.19 | 1.20 | | | 1.19 |
| | | Back at 23mm | 1.226 | | 1.420 | | 1.23 | 2.65 | 0.03 | #62 | 1.23 |
| | WCDMA IV | Front at 20mm | 0.972 | | 0.010 | | 0.97 | 0.98 | | | 0.97 |
| | | Back at 23mm | 1.108 | | 1.420 | | 1.11 | 2.53 | 0.03 | #63 | 1.11 |
| | WCDMA V | Front at 20mm | 0.461 | | 0.010 | | 0.46 | 0.47 | | | 0.46 |
| | | Back at 23mm | 0.691 | | 1.420 | | 0.69 | 2.11 | 0.03 | #64 | 0.69 |
| CDMA | CDMA2000 BC0 | Front at 20mm | 0.383 | | 0.010 | | 0.38 | 0.39 | | | 0.38 |
| | | Back at 23mm | 0.606 | | 1.420 | | 0.61 | 2.03 | 0.02 | #65 | 0.61 |
| | CDMA2000 BC1 | Front at 20mm | 0.768 | | 0.010 | | 0.77 | 0.78 | | | 0.77 |
| | | Back at 23mm | 0.741 | | 1.420 | | 0.74 | 2.16 | 0.02 | #66 | 0.74 |
| | CDMA2000 BC10 | Front at 20mm | 0.428 | | 0.010 | | 0.43 | 0.44 | | | 0.43 |
| | | Back at 23mm | 0.674 | | 1.420 | | 0.67 | 2.09 | 0.02 | #67 | 0.67 |
| LTE | LTE Band 7 | Front at 20mm | 0.457 | | 0.010 | | 0.46 | 0.47 | | | 0.46 |
| | | Back at 23mm | 0.717 | | 1.420 | | 0.72 | 2.14 | 0.02 | #68 | 0.72 |
| | LTE Band 25 | Front at 20mm | 1.105 | | 0.010 | | 1.11 | 1.12 | | | 1.11 |
| | | Back at 23mm | 1.121 | | 1.420 | | 1.12 | 2.54 | 0.03 | #69 | 1.12 |
| | LTE Band 26 | Front at 20mm | 0.343 | | 0.010 | | 0.34 | 0.35 | | | 0.34 |
| | | Back at 23mm | 0.613 | | 1.420 | | 0.61 | 2.03 | 0.02 | #70 | 0.61 |
| | LTE Band 41 | Front at 20mm | 0.184 | | 0.010 | | 0.18 | 0.19 | | | 0.18 |
| | | Back at 23mm | 0.546 | | 1.420 | | 0.55 | 1.97 | 0.02 | #71 | 0.55 |
| | LTE Band 66 | Front at 20mm | 0.600 | | 0.010 | | 0.60 | 0.61 | | | 0.60 |
| | | Back at 23mm | 0.655 | | 1.420 | | 0.66 | 2.08 | 0.02 | #72 | 0.66 |



16.4 Product specific 10g SAR Exposure Conditions

| WWAN Band | | Exposure Position | 1 | 3 | 1+3 Summed 10g SAR (W/kg) | SPLSR | Multi-Band Combined 1g SAR (W/kg) |
|-------------|---------------|-------------------|---------------------|--------------------------|---------------------------|-------|-----------------------------------|
| | | | WWAN 10g SAR (W/kg) | 5GHz WLAN 10g SAR (W/kg) | | | |
| GSM | GSM 850 | Front | 0.855 | 0.042 | 0.90 | | |
| | GSM 1900 | Front | 2.753 | 0.042 | 2.80 | | |
| | | Back | 2.561 | 2.176 | 4.74 | 0.08 | #51 |
| | | Bottom side | 1.755 | | 1.76 | | |
| WCDMA | WCDMA II | Front | 3.200 | 0.042 | 3.24 | | |
| | | Back | 2.892 | 2.176 | 5.07 | 0.09 | #52 |
| | | Bottom side | 1.872 | | 1.87 | | |
| | WCDMA IV | Front | 3.343 | 0.042 | 3.39 | | |
| | | Back | 3.311 | 2.176 | 5.49 | 0.10 | #53 |
| | | Bottom side | 3.170 | | 3.17 | | |
| | WCDMA V | Front | 2.424 | 0.042 | 2.47 | | |
| | | Back | 2.155 | 2.176 | 4.33 | 0.08 | #54 |
| | | Bottom side | 2.249 | | 2.25 | | |
| CDMA | CDMA2000 BC0 | Front | 2.118 | 0.042 | 2.16 | | |
| | | Back | 1.653 | 2.176 | 3.83 | | |
| | | Bottom side | 1.769 | | 1.77 | | |
| | CDMA2000 BC1 | Front | 3.394 | 0.042 | 3.44 | | |
| | | Back | 3.350 | 2.176 | 5.53 | 0.10 | #74 |
| | | Bottom side | 1.494 | | 1.49 | | |
| | CDMA2000 BC10 | Front | 2.280 | 0.042 | 2.32 | | |
| | | Back | 1.726 | 2.176 | 3.90 | | |
| | | Bottom side | 1.306 | | 1.31 | | |
| LTE | LTE Band 7 | Front | 2.937 | 0.042 | 2.98 | | |
| | | Back | 2.785 | 2.176 | 4.96 | 0.09 | #55 |
| | | Bottom side | 1.929 | | 1.93 | | |
| | LTE Band 12 | Back | 1.089 | 2.176 | 3.27 | | |
| | LTE Band 13 | Front | 1.004 | 0.042 | 1.05 | | |
| | | Bottom side | 0.970 | | 0.97 | | |
| | LTE Band 25 | Front | 3.013 | 0.042 | 3.06 | | |
| | | Back | 2.731 | 2.176 | 4.91 | 0.09 | #56 |
| | | Bottom side | 1.854 | | 1.85 | | |
| | LTE Band 26 | Front | 2.721 | 0.042 | 2.76 | | |
| | | Back | 2.508 | 2.176 | 4.68 | 0.08 | #57 |
| | | Bottom side | 1.846 | | 1.85 | | |
| | LTE Band 41 | Front | 3.421 | 0.042 | 3.46 | | |
| | | Back | 3.300 | 2.176 | 5.48 | 0.10 | #58 |
| | | Bottom side | 2.729 | | 2.73 | | |
| LTE Band 66 | Front | 3.211 | 0.042 | 3.25 | | | |
| | Back | 2.713 | 2.176 | 4.89 | 0.09 | #59 | |
| | | Bottom side | 2.253 | | 2.25 | | |

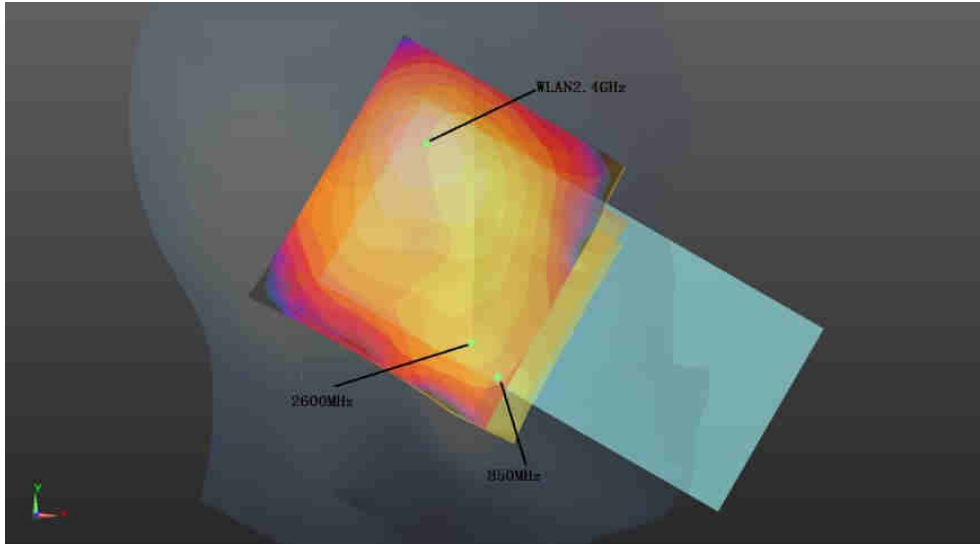
Remark:

1. For Bluetooth Product specific 10g stand-alone SAR is not required for a transmitter or antenna, due to 1g hotspot SAR is <1.2W/kg.
2. If SPLSR ≤ 0.10 for 10g SAR, simultaneously transmission SAR measurement is not necessary.

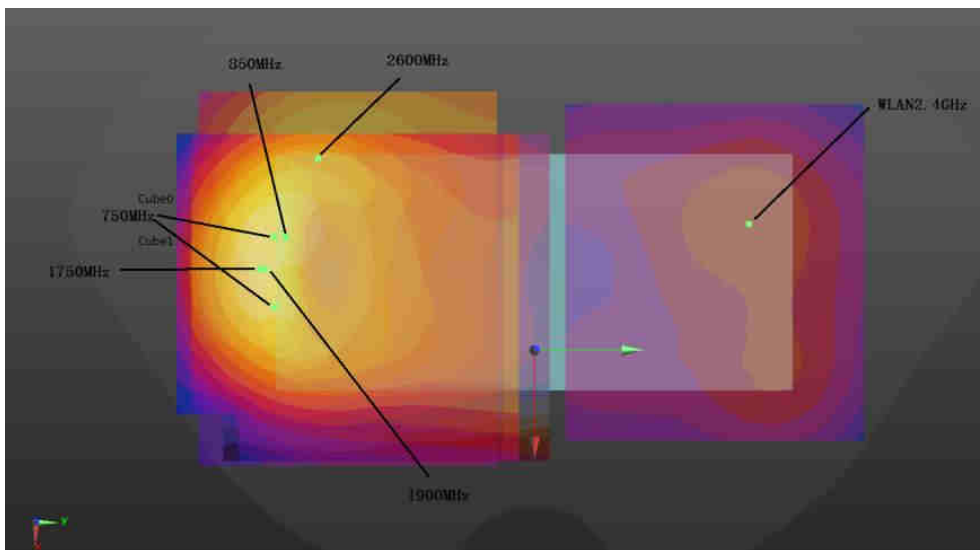
16.5 SPLSR Evaluation and Analysis

General Note:

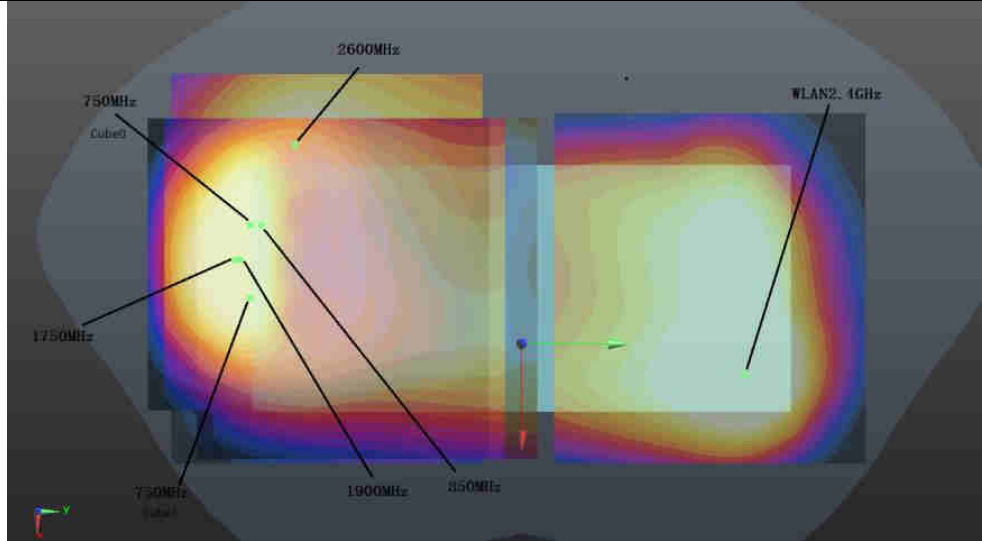
1. When standalone SAR is measured for both antennas in the pair, the peak location separation distance is computed by the square root of $[(x1-x2)^2 + (y1-y2)^2 + (z1-z2)^2]$, where $(x1, y1, z1)$ and $(x2, y2, z2)$ are the coordinates in the area scans or extrapolated peak SAR locations in the zoom scans, as appropriate.
2. $SPLSR = (SAR1 + SAR2)1.5 / (\text{min. separation distance, mm})$. If $SPLSR \leq 0.04$ for 1g SAR and $SPLSR \leq 0.10$ for 10g SAR, simultaneously transmission SAR measurement is not necessary.



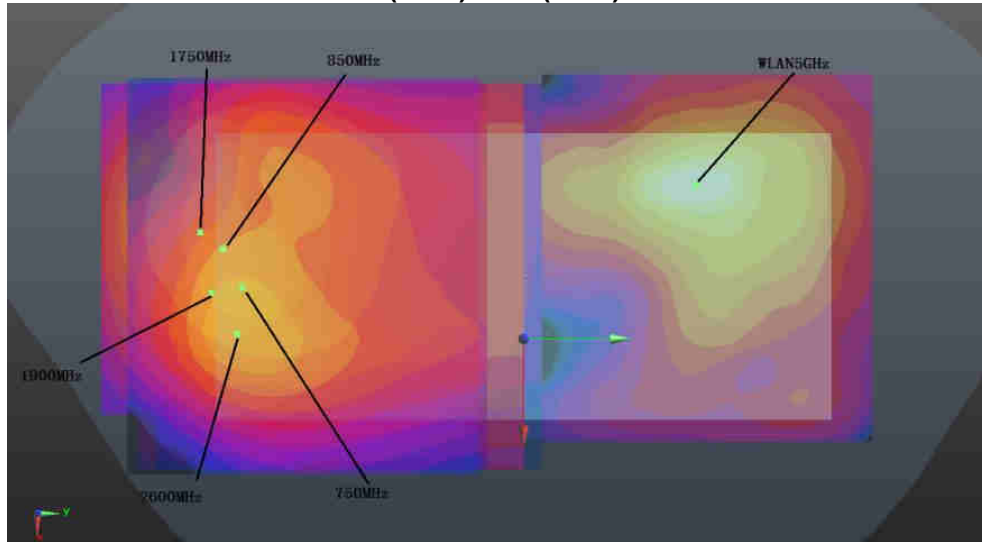
WWAN+WLAN2.4G Head



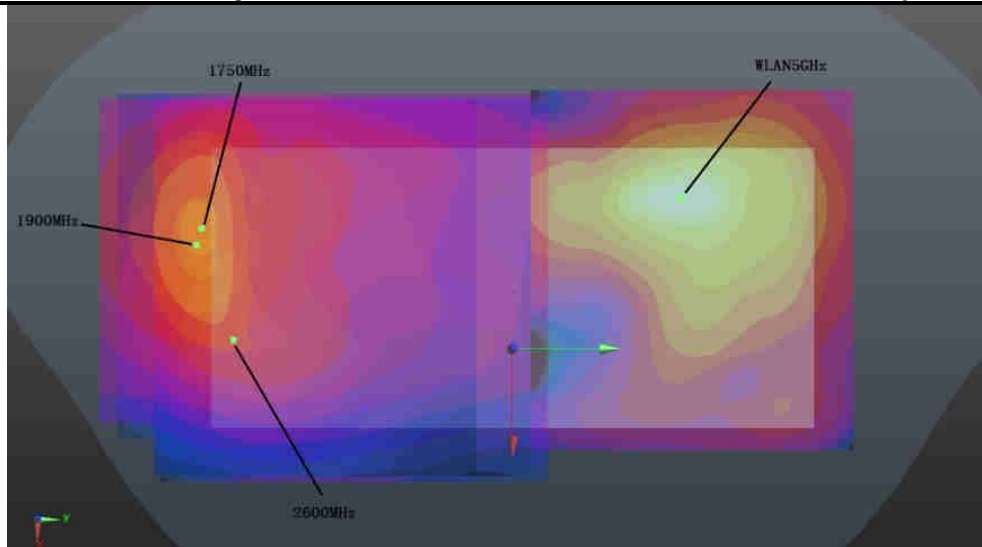
WWAN (5mm)+2.4G(5mm) Back



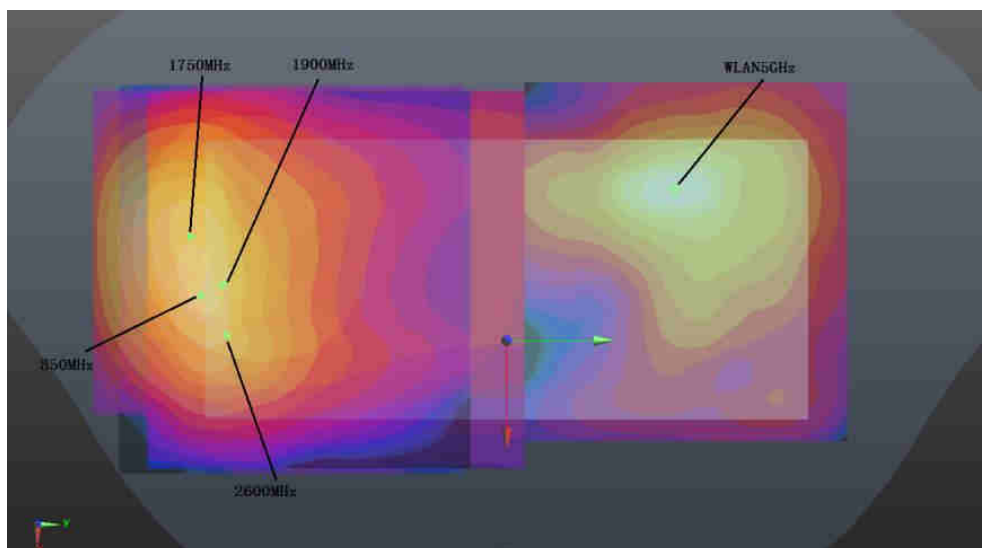
WWAN(5mm)+2.4G(5mm) Front



WWAN(5mm)+5G(5mm) Back



WWAN(0mm)+5G(0mm) Back



WWAN(23mm)+5G(23mm) Back



| Case # | Band | Position | SAR (W/kg) | Gap (mm) | SAR peak location (mm) | | | 3D distance (mm) | Summed SAR (W/kg) | SPLSR Results | Simultaneous SAR |
|----------|--------------|------------|------------|----------|------------------------|--------|--------|------------------|-------------------|---------------|------------------|
| | | | | | X | Y | Z | | | | |
| Case #01 | CDMA2000 BC0 | Left Cheek | 0.539 | 0mm | 41.13 | -32.47 | -4.06 | 58.2 | 1.60 | 0.03 | Not required |
| | WLAN2.4GHz | | 1.061 | 0mm | 13.48 | 18.75 | -2.06 | | | | |
| Case #02 | LTE Band 41 | Left Cheek | 0.588 | 0mm | 35.41 | -57.84 | -2.85 | 79.7 | 1.65 | 0.03 | Not required |
| | WLAN2.4GHz | | 1.061 | 0mm | 13.48 | 18.75 | -2.06 | | | | |
| Case #03 | GSM 850 | Front | 1.236 | 5mm | -14.1 | -87 | -0.189 | 156.8 | 2.02 | 0.02 | Not required |
| | WLAN2.4GHz | | 0.781 | 5mm | -15.6 | 69.8 | 2.13 | | | | |
| Case #04 | GSM 850 | Back | 1.152 | 5mm | 2 | -81.1 | -0.194 | 147.3 | 1.97 | 0.02 | Not required |
| | WLAN2.4GHz | | 0.815 | 5mm | 19.2 | 65.2 | 2.19 | | | | |
| Case #05 | GSM850 | Back | 1.152 | 5mm | 2 | -81.1 | -0.194 | 124.9 | 2.33 | 0.03 | Not required |
| | WLAN5GHz | | 1.175 | 5mm | -20.4 | 41.8 | -1.63 | | | | |
| Case #06 | GSM1900 | Front | 1.281 | 5mm | -11.3 | -88.5 | -1.85 | 158.4 | 2.06 | 0.02 | Not required |
| | WLAN2.4GHz | | 0.781 | 5mm | -15.6 | 69.8 | 2.13 | | | | |
| Case #07 | GSM 1900 | Back | 1.2 | 5mm | 2 | -81.1 | -0.194 | 147.3 | 2.02 | 0.02 | Not required |
| | WLAN2.4GHz | | 0.815 | 5mm | 19.2 | 65.2 | 2.19 | | | | |
| Case #08 | GSM 1900 | Back | 1.2 | 5mm | 2 | -81.1 | -0.194 | 124.9 | 2.38 | 0.03 | Not required |
| | WLAN5GHz | | 1.175 | 5mm | -20.4 | 41.8 | -1.63 | | | | |
| Case #09 | WCDMA II | Front | 1.13 | 5mm | -11.6 | -85.5 | -1.84 | 155.4 | 1.91 | 0.02 | Not required |
| | WLAN2.4GHz | | 0.781 | 5mm | -15.6 | 69.8 | 2.13 | | | | |
| Case #10 | WCDMA II | Back | 0.978 | 5mm | 3.5 | -87.2 | 1.32 | 153.2 | 1.79 | 0.02 | Not required |
| | WLAN2.4GHz | | 0.815 | 5mm | 19.2 | 65.2 | 2.19 | | | | |
| Case #11 | WCDMA II | Back | 0.978 | 5mm | 3.5 | -87.2 | 1.32 | 131.2 | 2.15 | 0.02 | Not required |
| | WLAN5GHz | | 1.175 | 5mm | -20.4 | 41.8 | -1.63 | | | | |
| Case #12 | WCDMA IV | Front | 1.301 | 5mm | -11.6 | -82.4 | -1.87 | 152.3 | 2.08 | 0.02 | Not required |
| | WLAN2.4GHz | | 0.781 | 5mm | -15.6 | 69.8 | 2.13 | | | | |
| Case #13 | Band | Position | SAR | Gap | SAR peak location (mm) | | | 3D | Summed | SPLSR | Simultaneous |



FCC SAR Test Report

Report No. : FA080709

| | | | (W/kg) | (mm) | X | Y | Z | distance (mm) | SAR (W/kg) | | SAR |
|----------|---------------|----------|------------|----------|------------------------|-------|-------|------------------|-------------------|---------------|------------------|
| | | | | | | | | | | | |
| | WCDMA IV | Back | 1.123 | 5mm | -1 | -93.6 | -0.84 | 160.1 | 1.94 | 0.02 | Not required |
| | WLAN2.4GHz | | 0.815 | 5mm | 19.2 | 65.2 | 2.19 | | | | |
| Case #14 | Band | Position | SAR (W/kg) | Gap (mm) | SAR peak location (mm) | | | 3D distance (mm) | Summed SAR (W/kg) | SPLSR Results | Simultaneous SAR |
| | | | | | X | Y | Z | | | | |
| | WCDMA IV | Back | 1.123 | 5mm | -1 | -93.6 | -0.84 | 136.8 | 2.30 | 0.03 | Not required |
| | WLAN5GHz | | 1.175 | 5mm | -20.4 | 41.8 | -1.63 | | | | |
| Case #15 | Band | Position | SAR (W/kg) | Gap (mm) | SAR peak location (mm) | | | 3D distance (mm) | Summed SAR (W/kg) | SPLSR Results | Simultaneous SAR |
| | | | | | X | Y | Z | | | | |
| | WCDMA V | Front | 1.419 | 5mm | -11.6 | -84.1 | -2.04 | 154.0 | 2.20 | 0.02 | Not required |
| | WLAN2.4GHz | | 0.781 | 5mm | -15.6 | 69.8 | 2.13 | | | | |
| Case #16 | Band | Position | SAR (W/kg) | Gap (mm) | SAR peak location (mm) | | | 3D distance (mm) | Summed SAR (W/kg) | SPLSR Results | Simultaneous SAR |
| | | | | | X | Y | Z | | | | |
| | WCDMA V | Back | 1.139 | 5mm | -0.5 | -79.4 | -1.86 | 146.0 | 1.95 | 0.02 | Not required |
| | WLAN2.4GHz | | 0.815 | 5mm | 19.2 | 65.2 | 2.19 | | | | |
| Case #17 | Band | Position | SAR (W/kg) | Gap (mm) | SAR peak location (mm) | | | 3D distance (mm) | Summed SAR (W/kg) | SPLSR Results | Simultaneous SAR |
| | | | | | X | Y | Z | | | | |
| | WCDMA V | Back | 1.139 | 5mm | -0.5 | -79.4 | -1.86 | 122.8 | 2.31 | 0.03 | Not required |
| | WLAN5GHz | | 1.175 | 5mm | -20.4 | 41.8 | -1.63 | | | | |
| Case #18 | Band | Position | SAR (W/kg) | Gap (mm) | SAR peak location (mm) | | | 3D distance (mm) | Summed SAR (W/kg) | SPLSR Results | Simultaneous SAR |
| | | | | | X | Y | Z | | | | |
| | CDMA2000 BC0 | Front | 1.292 | 5mm | -13.2 | -84.1 | -2.06 | 154.0 | 2.07 | 0.02 | Not required |
| | WLAN2.4GHz | | 0.781 | 5mm | -15.6 | 69.8 | 2.13 | | | | |
| Case #19 | Band | Position | SAR (W/kg) | Gap (mm) | SAR peak location (mm) | | | 3D distance (mm) | Summed SAR (W/kg) | SPLSR Results | Simultaneous SAR |
| | | | | | X | Y | Z | | | | |
| | CDMA2000 BC0 | Back | 1.117 | 5mm | 2 | -79.5 | -2 | 145.8 | 1.93 | 0.02 | Not required |
| | WLAN2.4GHz | | 0.815 | 5mm | 19.2 | 65.2 | 2.19 | | | | |
| Case #20 | Band | Position | SAR (W/kg) | Gap (mm) | SAR peak location (mm) | | | 3D distance (mm) | Summed SAR (W/kg) | SPLSR Results | Simultaneous SAR |
| | | | | | X | Y | Z | | | | |
| | CDMA2000 BC0 | Back | 1.117 | 5mm | 2 | -79.5 | -2 | 123.4 | 2.29 | 0.03 | Not required |
| | WLAN5GHz | | 1.175 | 5mm | -20.4 | 41.8 | -1.63 | | | | |
| Case #21 | Band | Position | SAR (W/kg) | Gap (mm) | SAR peak location (mm) | | | 3D distance (mm) | Summed SAR (W/kg) | SPLSR Results | Simultaneous SAR |
| | | | | | X | Y | Z | | | | |
| | CDMA2000 BC1 | Front | 1.294 | 5mm | -6.9 | -82.5 | -2.07 | 152.6 | 2.08 | 0.02 | Not required |
| | WLAN2.4GHz | | 0.781 | 5mm | -15.6 | 69.8 | 2.13 | | | | |
| Case #22 | Band | Position | SAR (W/kg) | Gap (mm) | SAR peak location (mm) | | | 3D distance (mm) | Summed SAR (W/kg) | SPLSR Results | Simultaneous SAR |
| | | | | | X | Y | Z | | | | |
| | CDMA2000 BC1 | Back | 1.129 | 5mm | -11.4 | -85.5 | -2.08 | 153.8 | 1.94 | 0.02 | Not required |
| | WLAN2.4GHz | | 0.815 | 5mm | 19.2 | 65.2 | 2.19 | | | | |
| Case #23 | Band | Position | SAR (W/kg) | Gap (mm) | SAR peak location (mm) | | | 3D distance (mm) | Summed SAR (W/kg) | SPLSR Results | Simultaneous SAR |
| | | | | | X | Y | Z | | | | |
| | CDMA2000 BC1 | Back | 1.129 | 5mm | -11.4 | -85.5 | -2.08 | 127.6 | 2.30 | 0.03 | Not required |
| | WLAN5GHz | | 1.175 | 5mm | -20.4 | 41.8 | -1.63 | | | | |
| Case #24 | Band | Position | SAR (W/kg) | Gap (mm) | SAR peak location (mm) | | | 3D distance (mm) | Summed SAR (W/kg) | SPLSR Results | Simultaneous SAR |
| | | | | | X | Y | Z | | | | |
| | CDMA2000 BC10 | Front | 1.152 | 5mm | -14.8 | -82.5 | -2.09 | 152.4 | 1.93 | 0.02 | Not required |
| | WLAN2.4GHz | | 0.781 | 5mm | -15.6 | 69.8 | 2.13 | | | | |
| Case #25 | Band | Position | SAR (W/kg) | Gap (mm) | SAR peak location (mm) | | | 3D distance (mm) | Summed SAR (W/kg) | SPLSR Results | Simultaneous SAR |
| | | | | | X | Y | Z | | | | |
| | CDMA2000 BC10 | Back | 1.038 | 5mm | 0.5 | -81.2 | -2.11 | 147.7 | 1.85 | 0.02 | Not required |



FCC SAR Test Report

Report No. : FA080709

| Case # | Band | Position | SAR (W/kg) | Gap (mm) | SAR peak location (mm) | | | 3D distance (mm) | Summed SAR (W/kg) | SPLSR Results | Simultaneous SAR |
|----------|--------------------|----------|------------|----------|------------------------|-------|-------|------------------|-------------------|---------------|------------------|
| | | | | | X | Y | Z | | | | |
| | WLAN2.4GHz | | 0.815 | 5mm | 19.2 | 65.2 | 2.19 | | | | |
| Case #26 | CDMA2000 BC10 | Back | 1.038 | 5mm | 0.5 | -81.2 | -2.11 | 124.8 | 2.21 | 0.03 | Not required |
| | WLAN5GHz | | 1.175 | 5mm | -20.4 | 41.8 | -1.63 | | | | |
| Case #27 | LTE Band 7 | Front | 1.167 | 5mm | -36.2 | -79 | -2.24 | 150.3 | 1.95 | 0.02 | Not required |
| | WLAN2.4GHz | | 0.781 | 5mm | -15.6 | 69.8 | 2.13 | | | | |
| Case #28 | LTE Band 7 | Back | 1.431 | 5mm | 14.6 | -77 | -2.11 | 142.3 | 2.25 | 0.02 | Not required |
| | WLAN2.4GHz | | 0.815 | 5mm | 19.2 | 65.2 | 2.19 | | | | |
| Case #29 | LTE Band 7 | Back | 1.431 | 5mm | 14.6 | -77 | -2.11 | 123.8 | 2.61 | 0.03 | Not required |
| | WLAN5GHz | | 1.175 | 5mm | -20.4 | 41.8 | -1.63 | | | | |
| Case #30 | LTE Band 12 | Front | 0.919 | 5mm | -15.2 | -88.7 | -1.81 | 158.5 | 1.70 | 0.01 | Not required |
| | WLAN2.4GHz | | 0.781 | 5mm | -15.6 | 69.8 | 2.13 | | | | |
| Case #31 | LTE Band 12 | Back | 1.22 | 5mm | 3 | -81.3 | -1.92 | 147.5 | 2.04 | 0.02 | Not required |
| | WLAN2.4GHz | | 0.815 | 5mm | 19.2 | 65.2 | 2.19 | | | | |
| Case #32 | LTE Band 12 | Back | 1.22 | 5mm | 3 | -81.3 | -1.92 | 125.3 | 2.40 | 0.03 | Not required |
| | WLAN5GHz | | 1.175 | 5mm | -20.4 | 41.8 | -1.63 | | | | |
| Case #33 | LTE Band 13 Cube 0 | Front | 1.248 | 5mm | -16.3 | -89.9 | -1.87 | 159.8 | 2.03 | 0.02 | Not required |
| | WLAN2.4GHz | | 0.781 | 5mm | -15.6 | 69.8 | 2.13 | | | | |
| | LTE Band 13 Cube 1 | Front | 1.248 | 5mm | -13 | -91.5 | -1.85 | 161.4 | 2.03 | 0.02 | Not required |
| | WLAN2.4GHz | | 0.781 | 5mm | -15.6 | 69.8 | 2.13 | | | | |
| Case #34 | LTE Band 13 | Back | 1.115 | 5mm | 3 | -81.3 | -1.93 | 147.5 | 1.93 | 0.02 | Not required |
| | WLAN2.4GHz | | 0.815 | 5mm | 19.2 | 65.2 | 2.19 | | | | |
| Case #35 | LTE Band 13 | Back | 1.115 | 5mm | 3 | -81.3 | -1.93 | 125.3 | 2.29 | 0.03 | Not required |
| | WLAN5GHz | | 1.175 | 5mm | -20.4 | 41.8 | -1.63 | | | | |
| Case #36 | LTE Band 25 | Front | 1.392 | 5mm | -12 | -83.4 | -1.99 | 153.3 | 2.17 | 0.02 | Not required |
| | WLAN2.4GHz | | 0.781 | 5mm | -15.6 | 69.8 | 2.13 | | | | |
| Case #37 | | | | | | | | | | | |

Sporton International (Kunshan) Inc.

TEL : +86-512-57900158 / FAX : +86-512-57900958

FCC ID : IHDT56ZD4

Issued Date : Sep. 25, 2020

Form version. : 181113



FCC SAR Test Report

Report No. : FA080709

| | | | (W/kg) | (mm) | X | Y | Z | distance (mm) | SAR (W/kg) | | SAR |
|------------|-------------|----------|------------|----------|------------------------|-------|-------|------------------|-------------------|---------------|------------------|
| | | | | | | | | | | | |
| | LTE Band 25 | Back | 1.211 | 5mm | -10.4 | -85.4 | -2.01 | 153.5 | 2.03 | 0.02 | Not required |
| | WLAN2.4GHz | | 0.815 | 5mm | 19.2 | 65.2 | 2.19 | | | | |
| Case #38 | Band | Position | SAR (W/kg) | Gap (mm) | SAR peak location (mm) | | | 3D distance (mm) | Summed SAR (W/kg) | SPLSR Results | Simultaneous SAR |
| | LTE Band 25 | Back | 1.211 | 5mm | X | Y | Z | | | | |
| WLAN5GHz | 1.175 | | 5mm | -20.4 | 41.8 | -1.63 | 127.6 | 2.39 | 0.03 | Not required | |
| Case #39 | Band | Position | SAR (W/kg) | Gap (mm) | SAR peak location (mm) | | | 3D distance (mm) | Summed SAR (W/kg) | SPLSR Results | Simultaneous SAR |
| | LTE Band 26 | Front | 1.165 | 5mm | X | Y | Z | | | | |
| WLAN2.4GHz | 0.781 | | 5mm | -17.9 | -83.5 | -1.85 | 153.4 | 1.95 | 0.02 | Not required | |
| Case #40 | Band | Position | SAR (W/kg) | Gap (mm) | SAR peak location (mm) | | | 3D distance (mm) | Summed SAR (W/kg) | SPLSR Results | Simultaneous SAR |
| | LTE Band 26 | Back | 1.033 | 5mm | X | Y | Z | | | | |
| WLAN2.4GHz | 0.815 | | 5mm | -26.8 | -87.5 | 1.23 | 159.5 | 1.85 | 0.02 | Not required | |
| Case #41 | Band | Position | SAR (W/kg) | Gap (mm) | SAR peak location (mm) | | | 3D distance (mm) | Summed SAR (W/kg) | SPLSR Results | Simultaneous SAR |
| | LTE Band 26 | Back | 1.033 | 5mm | X | Y | Z | | | | |
| WLAN5GHz | 1.175 | | 5mm | -20.4 | 41.8 | -1.63 | 129.5 | 2.21 | 0.03 | Not required | |
| Case #42 | Band | Position | SAR (W/kg) | Gap (mm) | SAR peak location (mm) | | | 3D distance (mm) | Summed SAR (W/kg) | SPLSR Results | Simultaneous SAR |
| | LTE Band 41 | Front | 1.303 | 5mm | X | Y | Z | | | | |
| WLAN2.4GHz | 0.781 | | 5mm | -37.4 | -74.6 | -2.27 | 146.1 | 2.08 | 0.02 | Not required | |
| Case #43 | Band | Position | SAR (W/kg) | Gap (mm) | SAR peak location (mm) | | | 3D distance (mm) | Summed SAR (W/kg) | SPLSR Results | Simultaneous SAR |
| | LTE Band 41 | Back | 1.373 | 5mm | X | Y | Z | | | | |
| WLAN2.4GHz | 0.815 | | 5mm | 14.4 | -77.6 | -2.1 | 142.9 | 2.19 | 0.02 | Not required | |
| Case #44 | Band | Position | SAR (W/kg) | Gap (mm) | SAR peak location (mm) | | | 3D distance (mm) | Summed SAR (W/kg) | SPLSR Results | Simultaneous SAR |
| | LTE Band 41 | Back | 1.373 | 5mm | X | Y | Z | | | | |
| WLAN5GHz | 1.175 | | 5mm | -20.4 | 41.8 | -1.63 | 124.4 | 2.55 | 0.03 | Not required | |
| Case #45 | Band | Position | SAR (W/kg) | Gap (mm) | SAR peak location (mm) | | | 3D distance (mm) | Summed SAR (W/kg) | SPLSR Results | Simultaneous SAR |
| | LTE Band 66 | Front | 1.266 | 5mm | X | Y | Z | | | | |
| WLAN2.4GHz | 0.781 | | 5mm | -12.2 | -86.4 | -2.05 | 156.3 | 2.05 | 0.02 | Not required | |
| Case #46 | Band | Position | SAR (W/kg) | Gap (mm) | SAR peak location (mm) | | | 3D distance (mm) | Summed SAR (W/kg) | SPLSR Results | Simultaneous SAR |
| | LTE Band 66 | Back | 1.192 | 5mm | X | Y | Z | | | | |
| WLAN2.4GHz | 0.815 | | 5mm | -10.4 | -84.8 | -2.02 | 153.0 | 2.01 | 0.02 | Not required | |
| Case #47 | Band | Position | SAR (W/kg) | Gap (mm) | SAR peak location (mm) | | | 3D distance (mm) | Summed SAR (W/kg) | SPLSR Results | Simultaneous SAR |
| | LTE Band 66 | Back | 1.192 | 5mm | X | Y | Z | | | | |
| WLAN5GHz | 1.175 | | 5mm | -10.4 | -84.8 | -2.02 | 127.0 | 2.37 | 0.03 | Not required | |
| Case #48 | Band | Position | SAR (W/kg) | Gap (mm) | SAR peak location (mm) | | | 3D distance (mm) | Summed SAR (W/kg) | SPLSR Results | Simultaneous SAR |
| | LTE Band 71 | Back | 0.76 | 5mm | X | Y | Z | | | | |
| WLAN5GHz | 1.175 | | 5mm | 1.4 | -76.7 | -1.93 | 120.5 | 1.94 | 0.02 | Not required | |
| Case #51 | Band | Position | SAR (W/kg) | Gap (mm) | SAR peak location (mm) | | | 3D distance (mm) | Summed SAR (W/kg) | SPLSR Results | Simultaneous SAR |
| | GSM 1900 | Back | 2.561 | 0mm | X | Y | Z | | | | |
| | | | | | | | | 126.4 | 4.74 | 0.08 | Not required |



FCC SAR Test Report

Report No. : FA080709

| Case # | Band | Position | SAR (W/kg) | Gap (mm) | SAR peak location (mm) | | | 3D distance (mm) | Summed SAR (W/kg) | SPLSR Results | Simultaneous SAR |
|----------|-------------|----------|------------|----------|------------------------|-------|-------|------------------|-------------------|---------------|------------------|
| | | | | | X | Y | Z | | | | |
| | WLAN5GHz | | 2.176 | 0mm | -23.4 | 41.4 | -1.48 | | | | |
| Case #52 | WCDMA II | Back | 2.892 | 0mm | -20.4 | -82.5 | -1.8 | 123.9 | 5.07 | 0.09 | Not required |
| | WLAN5GHz | | 2.176 | 0mm | -23.4 | 41.4 | -1.48 | | | | |
| Case #53 | WCDMA IV | Back | 3.311 | 0mm | 8.9 | -85.8 | -0.86 | 131.2 | 5.49 | 0.10 | Not required |
| | WLAN5GHz | | 2.176 | 0mm | -23.4 | 41.4 | -1.48 | | | | |
| Case #54 | WCDMA V | Back | 2.155 | 0mm | -2.5 | -76.4 | -1.76 | 119.6 | 4.33 | 0.08 | Not required |
| | WLAN5GHz | | 2.176 | 0mm | -23.4 | 41.4 | -1.48 | | | | |
| Case #55 | LTE Band 7 | Back | 2.785 | 0mm | 15.2 | -77.8 | -2.05 | 125.3 | 4.96 | 0.09 | Not required |
| | WLAN5GHz | | 2.176 | 0mm | -23.4 | 41.4 | -1.48 | | | | |
| Case #56 | LTE Band 25 | Back | 2.731 | 0mm | -0.9 | -81.9 | -1.91 | 125.3 | 4.91 | 0.09 | Not required |
| | WLAN5GHz | | 2.176 | 0mm | -23.4 | 41.4 | -1.48 | | | | |
| Case #57 | LTE Band 26 | Back | 2.508 | 0mm | -2.6 | -82 | -2.01 | 125.1 | 4.68 | 0.08 | Not required |
| | WLAN5GHz | | 2.176 | 0mm | -23.4 | 41.4 | -1.48 | | | | |
| Case #58 | LTE Band 41 | Back | 3.3 | 0mm | 11 | -77.4 | -1.94 | 123.7 | 5.48 | 0.10 | Not required |
| | WLAN5GHz | | 2.176 | 0mm | -23.4 | 41.4 | -1.48 | | | | |
| Case #59 | LTE Band 66 | Back | 2.713 | 0mm | -9.4 | -79.6 | -1.99 | 121.8 | 4.89 | 0.09 | Not required |
| | WLAN5GHz | | 2.176 | 0mm | -23.4 | 41.4 | -1.48 | | | | |
| Case #61 | GSM 1900 | Back | 0.435 | 23mm | -11.3 | -85.1 | -1.7 | 128.9 | 1.86 | 0.02 | Not required |
| | WLAN5GHz | | 1.42 | 23mm | -21 | 43.4 | -1.58 | | | | |
| Case #62 | WCDMA II | Back | 1.226 | 23mm | -19.1 | -82.8 | -1.45 | 126.2 | 2.65 | 0.03 | Not required |
| | WLAN5GHz | | 1.42 | 23mm | -21 | 43.4 | -1.58 | | | | |
| Case #63 | WCDMA IV | Back | 1.108 | 23mm | 9.9 | -86.4 | -0.81 | 133.4 | 2.53 | 0.03 | Not required |
| | WLAN5GHz | | 1.42 | 23mm | -21 | 43.4 | -1.58 | | | | |
| Case #64 | WCDMA V | Back | 0.691 | 23mm | -1.2 | -77 | -1.41 | 122.0 | 2.11 | 0.03 | Not required |
| | WLAN5GHz | | 1.42 | 23mm | -21 | 43.4 | -1.58 | | | | |
| Case #65 | | | | | | | | | | | |



FCC SAR Test Report

Report No. : FA080709

| | | | (W/kg) | (mm) | X | Y | Z | distance (mm) | SAR (W/kg) | | SAR |
|----------|---------------|----------|------------|----------|------------------------|-------|-------|------------------|-------------------|---------------|------------------|
| | | | | | | | | | | | |
| | CDMA2000 BC0 | Back | 0.606 | 23mm | 3 | -80.1 | -1.95 | 125.8 | 2.03 | 0.02 | Not required |
| | WLAN5GHz | | 1.42 | 23mm | -21 | 43.4 | -1.58 | | | | |
| Case #66 | Band | Position | SAR (W/kg) | Gap (mm) | SAR peak location (mm) | | | 3D distance (mm) | Summed SAR (W/kg) | SPLSR Results | Simultaneous SAR |
| | | | | | X | Y | Z | | | | |
| | CDMA2000 BC1 | Back | 0.741 | 23mm | -10.1 | -85.8 | -1.73 | 129.7 | 2.16 | 0.02 | Not required |
| | WLAN5GHz | | 1.42 | 23mm | -21 | 43.4 | -1.58 | | | | |
| Case #67 | Band | Position | SAR (W/kg) | Gap (mm) | SAR peak location (mm) | | | 3D distance (mm) | Summed SAR (W/kg) | SPLSR Results | Simultaneous SAR |
| | | | | | X | Y | Z | | | | |
| | CDMA2000 BC10 | Back | 0.674 | 23mm | 1.5 | -81.8 | -2.06 | 127.2 | 2.09 | 0.02 | Not required |
| | WLAN5GHz | | 1.42 | 23mm | -21 | 43.4 | -1.58 | | | | |
| Case #68 | Band | Position | SAR (W/kg) | Gap (mm) | SAR peak location (mm) | | | 3D distance (mm) | Summed SAR (W/kg) | SPLSR Results | Simultaneous SAR |
| | | | | | X | Y | Z | | | | |
| | LTE Band 7 | Back | 0.717 | 23mm | 16.5 | -78.1 | -1.7 | 127.2 | 2.14 | 0.02 | Not required |
| | WLAN5GHz | | 1.42 | 23mm | -21 | 43.4 | -1.58 | | | | |
| Case #69 | Band | Position | SAR (W/kg) | Gap (mm) | SAR peak location (mm) | | | 3D distance (mm) | Summed SAR (W/kg) | SPLSR Results | Simultaneous SAR |
| | | | | | X | Y | Z | | | | |
| | LTE Band 25 | Back | 1.121 | 23mm | 0.1 | -82.5 | -1.86 | 127.7 | 2.54 | 0.03 | Not required |
| | WLAN5GHz | | 1.42 | 23mm | -21 | 43.4 | -1.58 | | | | |
| Case #70 | Band | Position | SAR (W/kg) | Gap (mm) | SAR peak location (mm) | | | 3D distance (mm) | Summed SAR (W/kg) | SPLSR Results | Simultaneous SAR |
| | | | | | X | Y | Z | | | | |
| | LTE Band 26 | Back | 0.613 | 23mm | -1.3 | -82.3 | -1.66 | 127.2 | 2.03 | 0.02 | Not required |
| | WLAN5GHz | | 1.42 | 23mm | -21 | 43.4 | -1.58 | | | | |
| Case #71 | Band | Position | SAR (W/kg) | Gap (mm) | SAR peak location (mm) | | | 3D distance (mm) | Summed SAR (W/kg) | SPLSR Results | Simultaneous SAR |
| | | | | | X | Y | Z | | | | |
| | LTE Band 41 | Back | 0.544 | 23mm | 12 | -78 | -1.89 | 125.8 | 1.96 | 0.02 | Not required |
| | WLAN5GHz | | 1.42 | 23mm | -21 | 43.4 | -1.58 | | | | |
| Case #72 | Band | Position | SAR (W/kg) | Gap (mm) | SAR peak location (mm) | | | 3D distance (mm) | Summed SAR (W/kg) | SPLSR Results | Simultaneous SAR |
| | | | | | X | Y | Z | | | | |
| | LTE Band 66 | Back | 0.655 | 23mm | -13.5 | -86.4 | -2 | 130.0 | 2.08 | 0.02 | Not required |
| | WLAN5GHz | | 1.42 | 23mm | -21 | 43.4 | -1.58 | | | | |
| Case #74 | Band | Position | SAR (W/kg) | Gap (mm) | SAR peak location (mm) | | | 3D distance (mm) | Summed SAR (W/kg) | SPLSR Results | Simultaneous SAR |
| | | | | | X | Y | Z | | | | |
| | CDMA2000 BC1 | Back | 3.35 | 0mm | -11 | -85.2 | -2.04 | 127.2 | 5.53 | 0.10 | Not required |
| | WLAN5GHz | | 2.176 | 0mm | -23.4 | 41.4 | -1.48 | | | | |
| Case #75 | Band | Position | SAR (W/kg) | Gap (mm) | SAR peak location (mm) | | | 3D distance (mm) | Summed SAR (W/kg) | SPLSR Results | Simultaneous SAR |
| | | | | | X | Y | Z | | | | |
| | CDMA2000 BC0 | Front | 1.331 | 5mm | -12.9 | -84.6 | -1.85 | 154.5 | 2.11 | 0.02 | Not required |
| | WLAN2.4GHz | | 0.781 | 5mm | -15.6 | 69.8 | 2.13 | | | | |
| Case #76 | Band | Position | SAR (W/kg) | Gap (mm) | SAR peak location (mm) | | | 3D distance (mm) | Summed SAR (W/kg) | SPLSR Results | Simultaneous SAR |
| | | | | | X | Y | Z | | | | |
| | CDMA2000 BC0 | Back | 1.197 | 5mm | 1.6 | -80.6 | -1.68 | 146.9 | 2.01 | 0.02 | Not required |
| | WLAN2.4GHz | | 0.815 | 5mm | 19.2 | 65.2 | 2.19 | | | | |
| Case #77 | Band | Position | SAR (W/kg) | Gap (mm) | SAR peak location (mm) | | | 3D distance (mm) | Summed SAR (W/kg) | SPLSR Results | Simultaneous SAR |
| | | | | | X | Y | Z | | | | |
| | CDMA2000 BC0 | Back | 1.197 | 5mm | 1.6 | -80.6 | -1.68 | 124.4 | 2.37 | 0.03 | Not required |
| | WLAN5GHz | | 1.175 | 5mm | -20.4 | 41.8 | -1.63 | | | | |
| Case #78 | Band | Position | SAR (W/kg) | Gap (mm) | SAR peak location (mm) | | | 3D distance (mm) | Summed SAR (W/kg) | SPLSR Results | Simultaneous SAR |
| | | | | | X | Y | Z | | | | |
| | CDMA2000 BC1 | Back | 0.713 | 5mm | -11.8 | -85.2 | -2.06 | 127.3 | 1.89 | 0.02 | Not required |



FCC SAR Test Report

Report No. : FA080709

| | WLAN5GHz | | 1.175 | 5mm | -20.4 | 41.8 | -1.63 | | | | |
|------------|---------------|----------|------------|----------|------------------------|-------|-------|------------------|-------------------|---------------|------------------|
| Case #79 | Band | Position | SAR (W/kg) | Gap (mm) | SAR peak location (mm) | | | 3D distance (mm) | Summed SAR (W/kg) | SPLSR Results | Simultaneous SAR |
| | | | | | X | Y | Z | | | | |
| | CDMA2000 BC10 | Front | 1.197 | 5mm | -14.4 | -82.3 | -2.02 | | | | |
| WLAN2.4GHz | 0.781 | | 5mm | -15.6 | 69.8 | 2.13 | | | | | |
| Case #80 | Band | Position | SAR (W/kg) | Gap (mm) | SAR peak location (mm) | | | 3D distance (mm) | Summed SAR (W/kg) | SPLSR Results | Simultaneous SAR |
| | | | | | X | Y | Z | | | | |
| | CDMA2000 BC10 | Back | 1.064 | 5mm | 1.2 | -81.8 | -2.01 | | | | |
| WLAN2.4GHz | 0.815 | | 5mm | 19.2 | 65.2 | 2.19 | | | | | |
| Case #81 | Band | Position | SAR (W/kg) | Gap (mm) | SAR peak location (mm) | | | 3D distance (mm) | Summed SAR (W/kg) | SPLSR Results | Simultaneous SAR |
| | | | | | X | Y | Z | | | | |
| | CDMA2000 BC10 | Back | 1.064 | 5mm | 1.2 | -81.8 | -2.01 | | | | |
| WLAN5GHz | 1.175 | | 5mm | -20.4 | 41.8 | -1.63 | | | | | |



17. Supplemental Tuner Tests Results

General Note:

1. The following test procedure was followed to demonstrate that the SAR results in this report represent the appropriate SAR test conditions. For bands with dynamic tuning implemented, SAR will be measured according to the required FCC SAR test procedures with the dynamic tuner active to allow the device to automatically tune to the antenna state for the respective RF exposure test configurations. Additional single point SAR time-sweep measurements will be evaluated for other tuner states to determine that the other tuner configurations would result in equivalent or lower SAR values. The additional tuner hardware has no influence to the antenna characteristics, other than impedance matching.
2. To evaluate all of the tuner states, the 144 tuner states are divided evenly WCDMA Band V, LTE band 5/12/13/17/26, and CDMA BC0/BC10 mode and exposure combinations so that at least one single point SAR measurement is measured in each configuration. Single point time-sweep measurements will be performed at the peak SAR location determined by the zoom scan of the configuration with the highest reported SAR for each combination. The tuner state will be established remotely so that the device is not moved for the entire series of single point SAR for the tuner states in each combination. The SAR probe will remain stationary at the same position throughout the entire series of single point measurements for each combination.
3. This device supports LTE B5 / B17 and B26 / B12. Since the supported frequency span for LTE B5 / B17 falls completely within the supports frequency span for LTE B26 / B12, both LTE bands have the same target power, and both LTE bands share the same transmission path; therefore, chose LTE B26 / B12 for dynamic antenna analysis.
4. According to workshop 2019, if any single point SAR measurement result is $> 1.2 \text{ W/kg}$ for a band/exposure condition combination set, all supported tuner states are evaluated with single point SAR measurements for the combination. So we verified the single point SAR that bands with SAR value high than 1.2 W/Kg .
5. The operational decryption contains more information about the design and implementation of the dynamic antenna tuning.

17.1 Supplemental Tuner Head & Body SAR Results

Please refer to Appendix F.

Test Engineer : Nick Hu, Tony Zhang, Hank Chang, Yuankai Kong



18. Uncertainty Assessment

Per KDB 865664 D01 SAR measurement 100MHz to 6GHz, when the highest measured 1-g SAR within a frequency band is < 1.5 W/kg and the measured 10-g SAR within a frequency band is < 3.75 W/kg. The expanded SAR measurement uncertainty must be $\leq 30\%$, for a confidence interval of $k = 2$. If these conditions are met, extensive SAR measurement uncertainty analysis described in IEEE Std 1528-2013 is not required in SAR reports submitted for equipment approval. For this device, the highest measured 1-g SAR is less 1.5W/kg and highest measured 10-g SAR is less 3.75W/kg. Therefore, the measurement uncertainty table is not required in this report.

19. References

- [1] FCC 47 CFR Part 2 "Frequency Allocations and Radio Treaty Matters; General Rules and Regulations"
- [2] ANSI/IEEE Std. C95.1-1992, "IEEE Standard for Safety Levels with Respect to Human Exposure to Radio Frequency Electromagnetic Fields, 3 kHz to 300 GHz", September 1992
- [3] IEEE Std. 1528-2013, "IEEE Recommended Practice for Determining the Peak Spatial-Average Specific Absorption Rate (SAR) in the Human Head from Wireless Communications Devices: Measurement Techniques", Sep 2013
- [4] SPEAG DASY System Handbook
- [5] FCC KDB 865664 D01 v01r04, "SAR Measurement Requirements for 100 MHz to 6 GHz", Aug 2015.
- [6] FCC KDB 865664 D02 v01r02, "RF Exposure Compliance Reporting and Documentation Considerations" Oct 2015.
- [7] FCC KDB 447498 D01 v06, "Mobile and Portable Device RF Exposure Procedures and Equipment Authorization Policies", Oct 2015
- [8] FCC KDB 648474 D04 v01r03, "SAR Evaluation Considerations for Wireless Handsets", Oct 2015.
- [9] FCC KDB 248227 D01 v02r02, "SAR Guidance for IEEE 802.11 (WiFi) Transmitters", Oct 2015.
- [10] FCC KDB 616217 D04 v01r02, "SAR Evaluation Considerations for Laptop, Notebook, Netbook and Tablet Computers", Oct 2015
- [11] FCC KDB 941225 D01 v03r01, "3G SAR MEAUREMENT PROCEDURES", Oct 2015
- [12] FCC KDB 941225 D05 v02r05, "SAR Evaluation Considerations for LTE Devices", Dec 2015
- [13] FCC KDB 941225 D05A v01r02, "Rel. 10 LTE SAR Test Guidance and KDB Inquiries", Oct 2015
- [14] FCC KDB 941225 D06 v02r01, "SAR Evaluation Procedures for Portable Devices with Wireless Router Capabilities", Oct 2015.

-----THE END-----



Appendix A. Plots of System Performance Check

The plots are shown as follows.

System Check_Head_750MHz

DUT: D750V3 - SN:1087

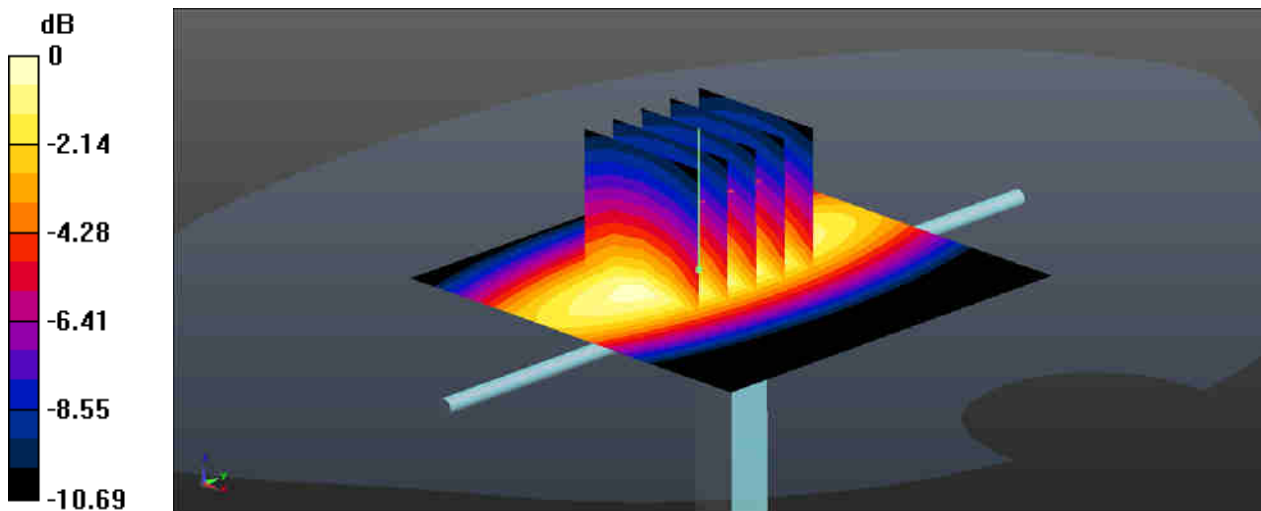
Communication System: UID 0, CW; Frequency: 750 MHz; Duty Cycle: 1:1
Medium: HSL_750 Medium parameters used: $f = 750 \text{ MHz}$; $\sigma = 0.894 \text{ S/m}$; $\epsilon_r = 41.699$; $\rho = 1000 \text{ kg/m}^3$
Ambient Temperature : 23.3 °C; Liquid Temperature : 22.6 °C

DASY5 Configuration:

- Probe: ES3DV3 - SN3279; ConvF(6.44, 6.44, 6.44); Calibrated: 2020.6.2
- Sensor-Surface: 3mm (Mechanical Surface Detection)
- Electronics: DAE4 Sn1303; Calibrated: 2020.7.7
- Phantom: SAM2; Type: SAM; Serial: TP-1503
- Measurement SW: DASY52, Version 52.10 (4); SEMCAD X Version 14.6.14 (7483)

Pin=250mW/Area Scan (61x61x1): Interpolated grid: $dx=1.500 \text{ mm}$, $dy=1.500 \text{ mm}$
Maximum value of SAR (interpolated) = 2.76 W/kg

Pin=250mW/Zoom Scan (5x5x7)/Cube 0: Measurement grid: $dx=8\text{mm}$, $dy=8\text{mm}$, $dz=5\text{mm}$
Reference Value = 45.59 V/m; Power Drift = 0.03 dB
Peak SAR (extrapolated) = 3.60 W/kg
SAR(1 g) = 2.15 W/kg; SAR(10 g) = 1.4 W/kg
Maximum value of SAR (measured) = 2.83 W/kg



0 dB = 2.83 W/kg = 4.52 dBW/kg

System Check_Head_835MHz

DUT: D835V2 - SN:4d151

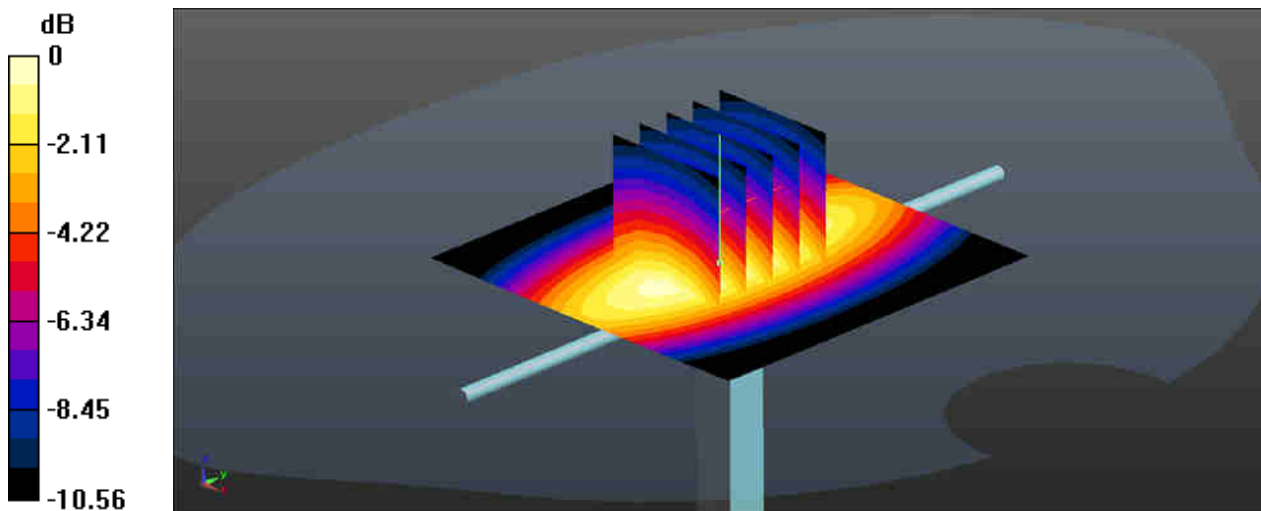
Communication System: UID 0, CW (0); Frequency: 835 MHz; Duty Cycle: 1:1
Medium: HSL_835 Medium parameters used: $f = 835 \text{ MHz}$; $\sigma = 0.904 \text{ S/m}$; $\epsilon_r = 42.213$; $\rho = 1000 \text{ kg/m}^3$
Ambient Temperature : $23.1 \text{ }^\circ\text{C}$; Liquid Temperature : $22.7 \text{ }^\circ\text{C}$

DASY5 Configuration:

- Probe: ES3DV3 - SN3279; ConvF(6.25, 6.25, 6.25); Calibrated: 2020.6.2
- Sensor-Surface: 3mm (Mechanical Surface Detection)
- Electronics: DAE4 Sn1303; Calibrated: 2020.7.7
- Phantom: SAM2; Type: SAM; Serial: TP-1503
- Measurement SW: DASY52, Version 52.10 (4); SEMCAD X Version 14.6.14 (7483)

Pin=250mW/Area Scan (61x61x1): Interpolated grid: $dx=1.500 \text{ mm}$, $dy=1.500 \text{ mm}$
Maximum value of SAR (interpolated) = 2.86 W/kg

Pin=250mW/Zoom Scan (5x5x7)/Cube 0: Measurement grid: $dx=8\text{mm}$, $dy=8\text{mm}$, $dz=5\text{mm}$
Reference Value = 57.65 V/m ; Power Drift = -0.03 dB
Peak SAR (extrapolated) = 3.69 W/kg
SAR(1 g) = 2.46 W/kg ; SAR(10 g) = 1.61 W/kg
Maximum value of SAR (measured) = 2.88 W/kg



0 dB = $2.88 \text{ W/kg} = 4.59 \text{ dBW/kg}$

System Check_Head_1750MHz

DUT: D1750V2 - SN:1090

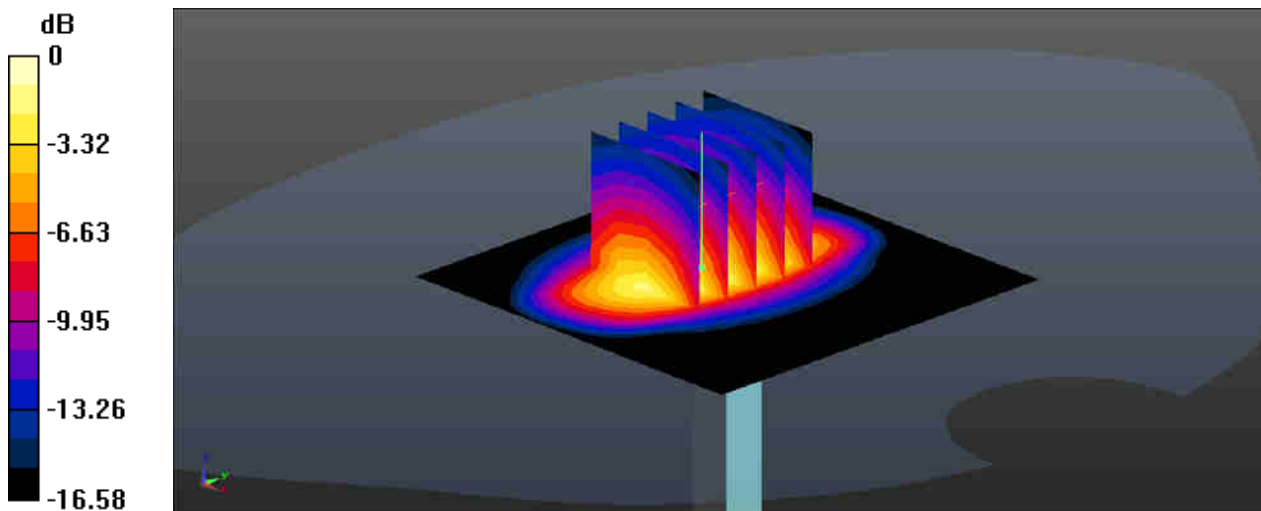
Communication System: UID 0, CW (0); Frequency: 1750 MHz; Duty Cycle: 1:1
Medium: HSL_1750 Medium parameters used: $f = 1750$ MHz; $\sigma = 1.36$ S/m; $\epsilon_r = 39.049$; $\rho = 1000$ kg/m³
Ambient Temperature : 23.2 °C; Liquid Temperature : 22.6 °C

DASY5 Configuration:

- Probe: ES3DV3 - SN3279; ConvF(5.4, 5.4, 5.4); Calibrated: 2020.6.2
- Sensor-Surface: 3mm (Mechanical Surface Detection)
- Electronics: DAE4 Sn1303; Calibrated: 2020.7.7
- Phantom: SAM2; Type: SAM; Serial: TP-1503
- Measurement SW: DASY52, Version 52.10 (4); SEMCAD X Version 14.6.14 (7483)

Pin=250mW/Area Scan (61x61x1): Interpolated grid: dx=1.500 mm, dy=1.500 mm
Maximum value of SAR (interpolated) = 12.3 W/kg

Pin=250mW/Zoom Scan (5x5x7)/Cube 0: Measurement grid: dx=8mm, dy=8mm, dz=5mm
Reference Value = 68.49 V/m; Power Drift = 0.09 dB
Peak SAR (extrapolated) = 16.0 W/kg
SAR(1 g) = 8.87 W/kg; SAR(10 g) = 4.77 W/kg
Maximum value of SAR (measured) = 12.7 W/kg



0 dB = 12.7 W/kg = 11.04 dBW/kg

System Check_Head_1900MHz

DUT: D1900V2 - SN:5d170

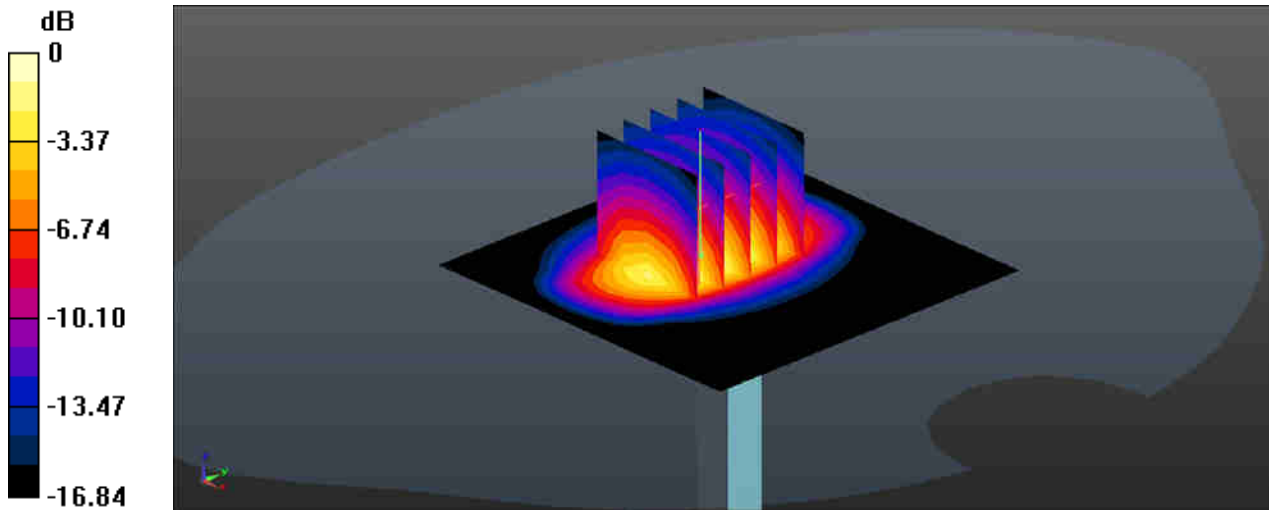
Communication System: UID 0, CW (0); Frequency: 1900 MHz; Duty Cycle: 1:1
Medium: HSL_1900 Medium parameters used: $f = 1900$ MHz; $\sigma = 1.373$ S/m; $\epsilon_r = 39.73$; $\rho = 1000$ kg/m³
Ambient Temperature : 23.3 °C; Liquid Temperature : 22.8 °C

DASY5 Configuration:

- Probe: ES3DV3 - SN3279; ConvF(5.16, 5.16, 5.16); Calibrated: 2020.6.2
- Sensor-Surface: 3mm (Mechanical Surface Detection)
- Electronics: DAE4 Sn1303; Calibrated: 2020.7.7
- Phantom: SAM2; Type: SAM; Serial: TP-1503
- Measurement SW: DASY52, Version 52.10 (4); SEMCAD X Version 14.6.14 (7483)

Pin=250mW/Area Scan (61x61x1): Interpolated grid: dx=1.500 mm, dy=1.500 mm
Maximum value of SAR (interpolated) = 12.0 W/kg

Pin=250mW/Zoom Scan (5x5x7)/Cube 0: Measurement grid: dx=8mm, dy=8mm, dz=5mm
Reference Value = 73.09 V/m; Power Drift = 0.08 dB
Peak SAR (extrapolated) = 17.0 W/kg
SAR(1 g) = 9.56 W/kg; SAR(10 g) = 5.04 W/kg
Maximum value of SAR (measured) = 12.1 W/kg



0 dB = 12.1 W/kg = 10.83 dBW/kg

System Check_Head_2450MHz

DUT: D2450V2 - SN:908

Communication System: UID 0, CW (0); Frequency: 2450 MHz; Duty Cycle: 1:1
Medium: HSL_2450 Medium parameters used: $f = 2450$ MHz; $\sigma = 1.867$ S/m; $\epsilon_r = 38.912$; $\rho = 1000$ kg/m³

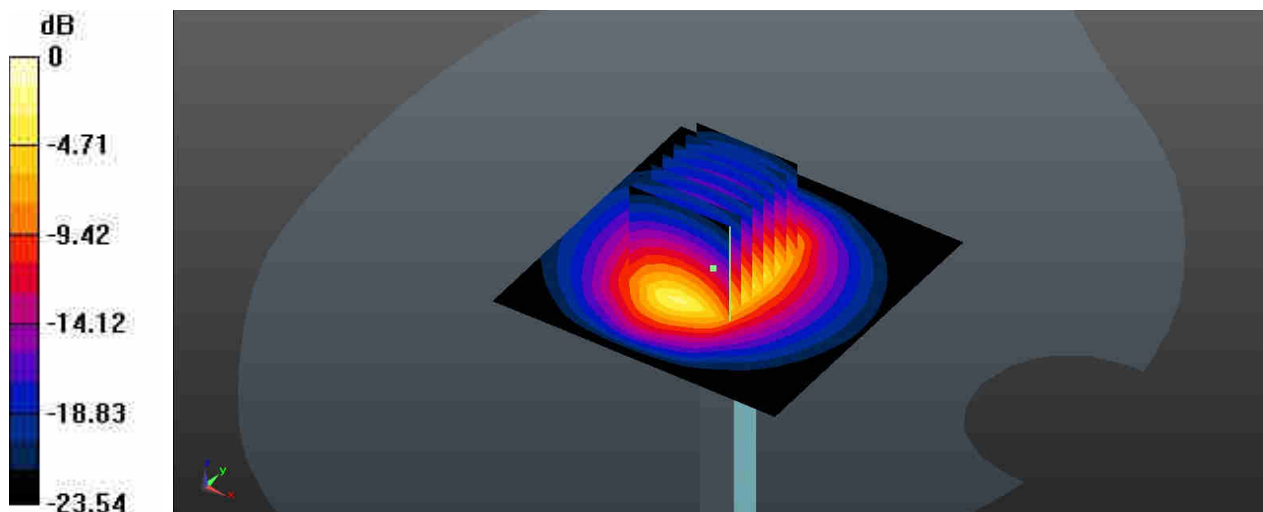
Ambient Temperature : 23.3 °C; Liquid Temperature : 22.6 °C

DASY5 Configuration:

- Probe: EX3DV4 - SN3935; ConvF(7.6, 7.6, 7.6); Calibrated: 2020.5.27
- Sensor-Surface: 1.4mm (Mechanical Surface Detection)
- Electronics: DAE4 Sn1358; Calibrated: 2020.4.28
- Phantom: SAM1; Type: SAM; Serial: TP-1753
- Measurement SW: DASY52, Version 52.10 (4); SEMCAD X Version 14.6.14 (7483)

Pin=250mW/Area Scan (71x71x1): Interpolated grid: dx=1.200 mm, dy=1.200 mm
Maximum value of SAR (interpolated) = 21.6 W/kg

Pin=250mW/Zoom Scan (7x7x7)/Cube 0: Measurement grid: dx=5mm, dy=5mm, dz=5mm
Reference Value = 87.41 V/m; Power Drift = 0.11 dB
Peak SAR (extrapolated) = 29.2 W/kg
SAR(1 g) = 13.4 W/kg; SAR(10 g) = 6.07 W/kg
Maximum value of SAR (measured) = 21.0 W/kg



0 dB = 21.0 W/kg = 13.22 dBW/kg

System Check_Head_2600MHz

DUT: D2600V2 - SN:1061

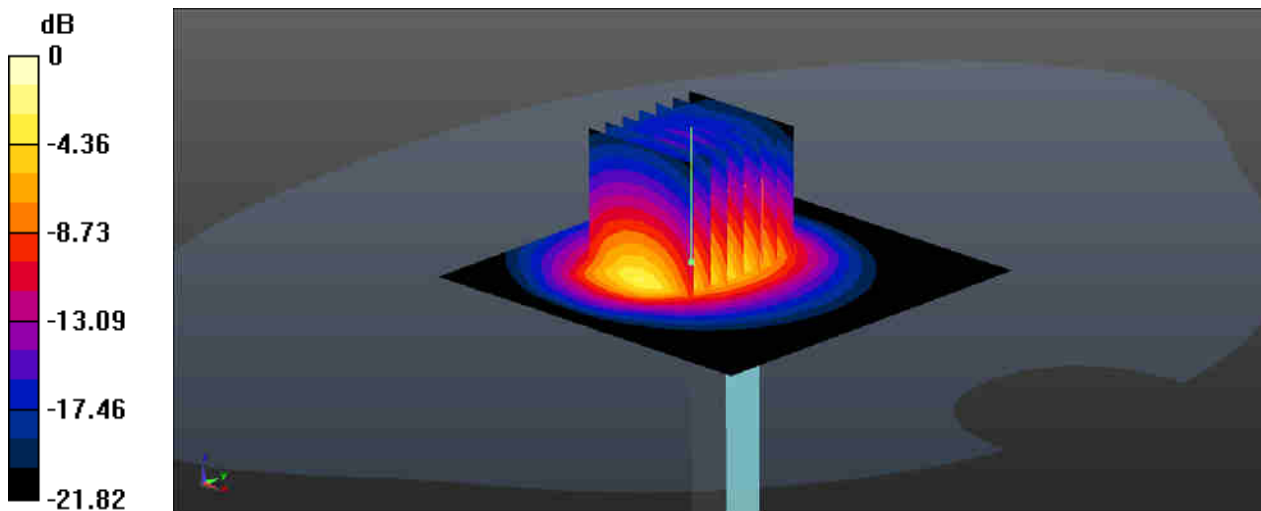
Communication System: UID 0, CW; Frequency: 2600 MHz; Duty Cycle: 1:1
Medium: HSL_2600 Medium parameters used: $f = 2600$ MHz; $\sigma = 2.043$ S/m; $\epsilon_r = 37.923$; $\rho = 1000$ kg/m³
Ambient Temperature : 23.1 °C; Liquid Temperature : 22.6 °C

DASY5 Configuration:

- Probe: ES3DV3 - SN3279; ConvF(4.54, 4.54, 4.54); Calibrated: 2020.6.2
- Sensor-Surface: 3mm (Mechanical Surface Detection)
- Electronics: DAE4 Sn1303; Calibrated: 2020.7.7
- Phantom: SAM2; Type: SAM; Serial: TP-1503
- Measurement SW: DASY52, Version 52.10 (4); SEMCAD X Version 14.6.14 (7483)

Pin=250mW/Area Scan (71x71x1): Interpolated grid: dx=1.200 mm, dy=1.200 mm
Maximum value of SAR (interpolated) = 19.5 W/kg

Pin=250mW/Zoom Scan (7x7x7)/Cube 0: Measurement grid: dx=5mm, dy=5mm, dz=5mm
Reference Value = 63.32 V/m; Power Drift = 0.08 dB
Peak SAR (extrapolated) = 29.3 W/kg
SAR(1 g) = 14.2 W/kg; SAR(10 g) = 6.49 W/kg
Maximum value of SAR (measured) = 18.8 W/kg



0 dB = 18.8 W/kg = 12.74 dBW/kg

System Check_Head_2600MHz

DUT: D2600V2 - SN:1061

Communication System: UID 0, CW (0); Frequency: 2600 MHz; Duty Cycle: 1:1

Medium: HSL_2600 Medium parameters used: $f = 2600$ MHz; $\sigma = 2.035$ S/m; $\epsilon_r = 38.063$; $\rho = 1000$ kg/m³

Ambient Temperature : 23.2 °C; Liquid Temperature : 22.9 °C

DASY5 Configuration:

- Probe: ES3DV3 - SN3279; ConvF(4.54, 4.54, 4.54); Calibrated: 2020.6.2
- Sensor-Surface: 3mm (Mechanical Surface Detection)
- Electronics: DAE4 Sn1303; Calibrated: 2020.7.7
- Phantom: SAM2; Type: SAM; Serial: TP-1503
- Measurement SW: DASY52, Version 52.10 (4); SEMCAD X Version 14.6.14 (7483)

Pin=250mW/Area Scan (71x71x1): Interpolated grid: dx=1.200 mm, dy=1.200 mm
Maximum value of SAR (interpolated) = 22.7 W/kg

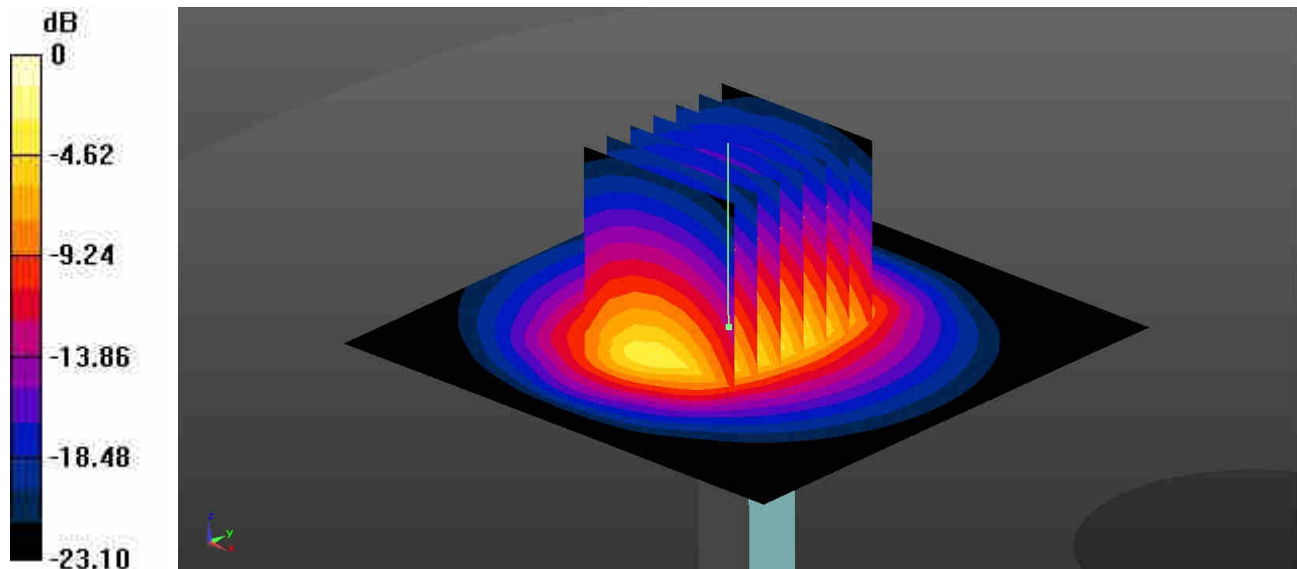
Pin=250mW/Zoom Scan (7x7x7)/Cube 0: Measurement grid: dx=5mm, dy=5mm, dz=5mm

Reference Value = 84.82 V/m; Power Drift = 0.08 dB

Peak SAR (extrapolated) = 30.2 W/kg

SAR(1 g) = 14.2 W/kg; SAR(10 g) = 6.38 W/kg

Maximum value of SAR (measured) = 22.2 W/kg



0 dB = 22.2 W/kg = 13.46 dBW/kg

System Check_Head_5250MHz

DUT: D5GHzV2 - SN:1113

Communication System: UID 0, CW (0); Frequency: 5250 MHz; Duty Cycle: 1:1

Medium: HSL_5000 Medium parameters used: $f = 5250$ MHz; $\sigma = 4.595$ S/m; $\epsilon_r = 36.402$; $\rho = 1000$ kg/m³

Ambient Temperature : 23.4 °C; Liquid Temperature : 22.8 °C

DASY5 Configuration:

- Probe: EX3DV4 - SN3935; ConvF(5.04, 5.04, 5.04); Calibrated: 2020.5.27
- Sensor-Surface: 1.4mm (Mechanical Surface Detection)
- Electronics: DAE4 Sn1358; Calibrated: 2020.4.28
- Phantom: SAM1; Type: SAM; Serial: TP-1753
- Measurement SW: DASY52, Version 52.10 (4); SEMCAD X Version 14.6.14 (7483)

Pin=100mW/Area Scan (71x71x1): Interpolated grid: dx=1.000 mm, dy=1.000 mm

Maximum value of SAR (interpolated) = 18.9 W/kg

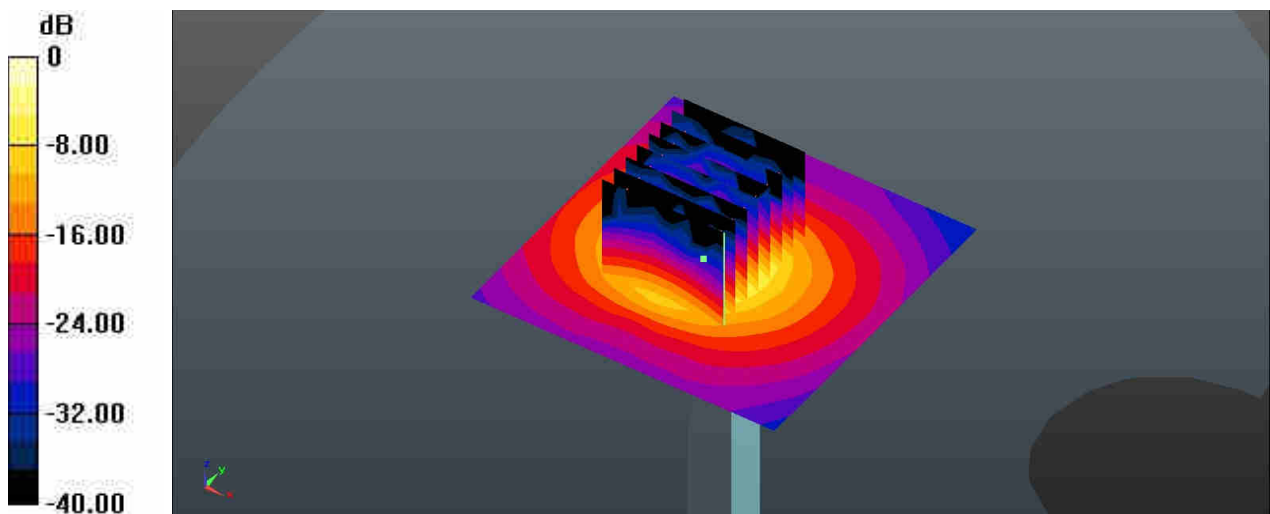
Pin=100mW/Zoom Scan (8x8x7)/Cube 0: Measurement grid: dx=4mm, dy=4mm, dz=1.4mm

Reference Value = 39.86 V/m; Power Drift = 0.09 dB

Peak SAR (extrapolated) = 32.8 W/kg

SAR(1 g) = 7.68 W/kg; SAR(10 g) = 2.17 W/kg

Maximum value of SAR (measured) = 18.2 W/kg



0 dB = 18.2 W/kg = 12.60 dBW/kg

System Check_Head_5600MHz

DUT: D5GHzV2 - SN:1113

Communication System: UID 0, CW (0); Frequency: 5600 MHz; Duty Cycle: 1:1

Medium: HSL_5000 Medium parameters used: $f = 5600$ MHz; $\sigma = 4.985$ S/m; $\epsilon_r = 35.825$; $\rho = 1000$ kg/m³

Ambient Temperature : 23.3 °C; Liquid Temperature : 22.9 °C

DASY5 Configuration:

- Probe: EX3DV4 - SN3935; ConvF(4.76, 4.76, 4.76); Calibrated: 2020.5.27
- Sensor-Surface: 1.4mm (Mechanical Surface Detection)
- Electronics: DAE4 Sn1358; Calibrated: 2020.4.28
- Phantom: SAM1; Type: SAM; Serial: TP-1753
- Measurement SW: DASY52, Version 52.10 (4); SEMCAD X Version 14.6.14 (7483)

Pin=100mW/Area Scan (71x71x1): Interpolated grid: dx=1.000 mm, dy=1.000 mm

Maximum value of SAR (interpolated) = 19.7 W/kg

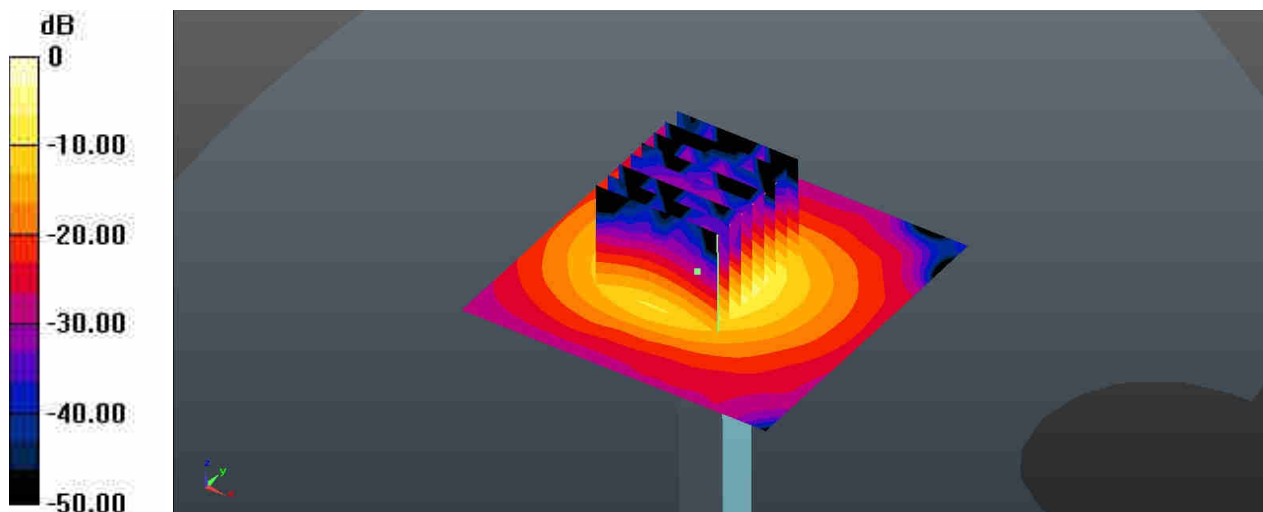
Pin=100mW/Zoom Scan (8x8x7)/Cube 0: Measurement grid: dx=4mm, dy=4mm, dz=1.4mm

Reference Value = 40.14 V/m; Power Drift = 0.03 dB

Peak SAR (extrapolated) = 34.1 W/kg

SAR(1 g) = 7.83 W/kg; SAR(10 g) = 2.21 W/kg

Maximum value of SAR (measured) = 19.3 W/kg



0 dB = 19.3 W/kg = 12.86 dBW/kg

System Check_Head_5750MHz

DUT: D5GHzV2 - SN:1113

Communication System: UID 0, CW (0); Frequency: 5750 MHz; Duty Cycle: 1:1

Medium: HSL_5000 Medium parameters used: $f = 5750$ MHz; $\sigma = 5.161$ S/m; $\epsilon_r = 35.569$; $\rho = 1000$ kg/m³

Ambient Temperature : 23.2 °C; Liquid Temperature : 22.7 °C

DASY5 Configuration:

- Probe: EX3DV4 - SN3935; ConvF(4.67, 4.67, 4.67); Calibrated: 2020.5.27
- Sensor-Surface: 1.4mm (Mechanical Surface Detection)
- Electronics: DAE4 Sn1358; Calibrated: 2020.4.28
- Phantom: SAM1; Type: SAM; Serial: TP-1753
- Measurement SW: DASY52, Version 52.10 (4); SEMCAD X Version 14.6.14 (7483)

Pin=100mW/Area Scan (71x71x1): Interpolated grid: dx=1.000 mm, dy=1.000 mm

Maximum value of SAR (interpolated) = 17.9 W/kg

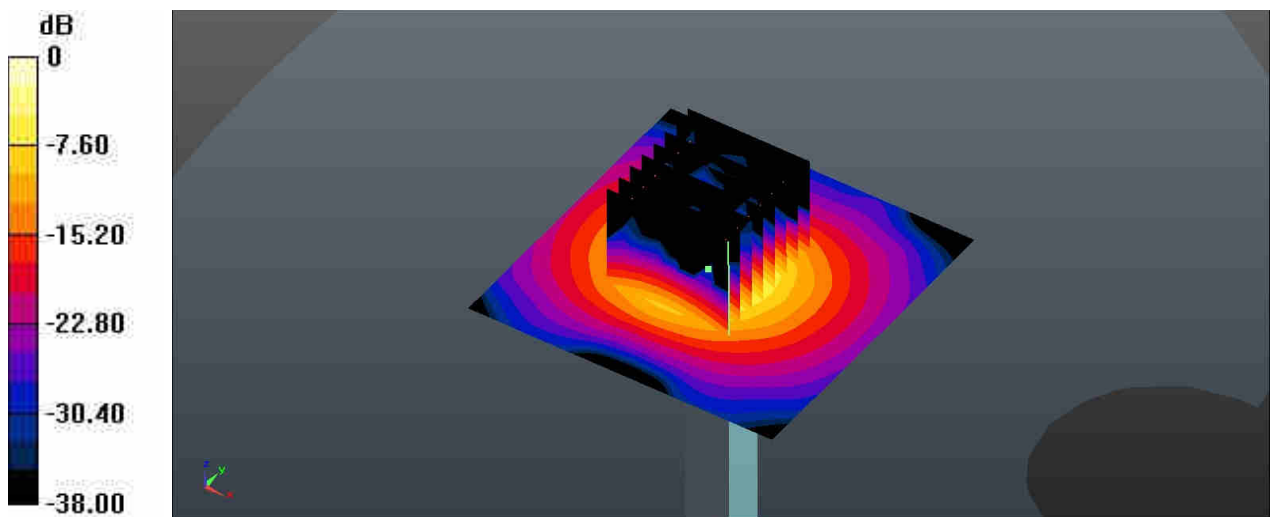
Pin=100mW/Zoom Scan (8x8x7)/Cube 0: Measurement grid: dx=4mm, dy=4mm, dz=1.4mm

Reference Value = 38.68 V/m; Power Drift = 0.02 dB

Peak SAR (extrapolated) = 33.9 W/kg

SAR(1 g) = 7.42 W/kg; SAR(10 g) = 2.1 W/kg

Maximum value of SAR (measured) = 18.4 W/kg



0 dB = 18.4 W/kg = 12.65 dBW/kg



Appendix B. Plots of High SAR Measurement

The plots are shown as follows.

01_GSM850_GPRS 2 Tx slot_Right Cheek_0mm_Ch128


Communication System: UID 0, GSM850 (0); Frequency: 824.2 MHz; Duty Cycle: 1:4.15
Medium: HSL_835 Medium parameters used : $f = 824.2$ MHz; $\sigma = 0.895$ S/m; $\epsilon_r = 42.344$; $\rho = 1000$ kg/m³
Ambient Temperature : 23.1 °C; Liquid Temperature : 22.7 °C

DASY5 Configuration:

- Probe: ES3DV3 - SN3279; ConvF(6.25, 6.25, 6.25); Calibrated: 2020.6.2
- Sensor-Surface: 3mm (Mechanical Surface Detection)
- Electronics: DAE4 Sn1303; Calibrated: 2020.7.7
- Phantom: SAM2; Type: SAM; Serial: TP-1503
- Measurement SW: DASY52, Version 52.10 (4); SEMCAD X Version 14.6.14 (7483)

Area Scan (71x71x1): Interpolated grid: dx=1.500 mm, dy=1.500 mm
Maximum value of SAR (interpolated) = 0.358 W/kg

Zoom Scan (5x5x7)/Cube 0: Measurement grid: dx=8mm, dy=8mm, dz=5mm
Reference Value = 6.066 V/m; Power Drift = -0.04 dB
Peak SAR (extrapolated) = 0.426 W/kg
SAR(1 g) = 0.326 W/kg; SAR(10 g) = 0.247 W/kg
Maximum value of SAR (measured) = 0.358 W/kg



0 dB = 0.358 W/kg = -4.46 dBW/kg

02_GSM1900_GPRS 2 Tx slot_Right Cheek_0mm_Ch661

Communication System: UID 0, PCS (0); Frequency: 1880 MHz; Duty Cycle: 1:4.15

Medium: HSL_1900 Medium parameters used: $f = 1880$ MHz; $\sigma = 1.352$ S/m; $\epsilon_r = 39.804$; $\rho = 1000$ kg/m³

Ambient Temperature : 23.3 °C; Liquid Temperature : 22.8 °C

DASY5 Configuration:

- Probe: ES3DV3 - SN3279; ConvF(5.16, 5.16, 5.16); Calibrated: 2020.6.2
- Sensor-Surface: 3mm (Mechanical Surface Detection)
- Electronics: DAE4 Sn1303; Calibrated: 2020.7.7
- Phantom: SAM2; Type: SAM; Serial: TP-1503
- Measurement SW: DASY52, Version 52.10 (4); SEMCAD X Version 14.6.14 (7483)

Area Scan (71x71x1): Interpolated grid: dx=1.500 mm, dy=1.500 mm

Maximum value of SAR (interpolated) = 0.648 W/kg

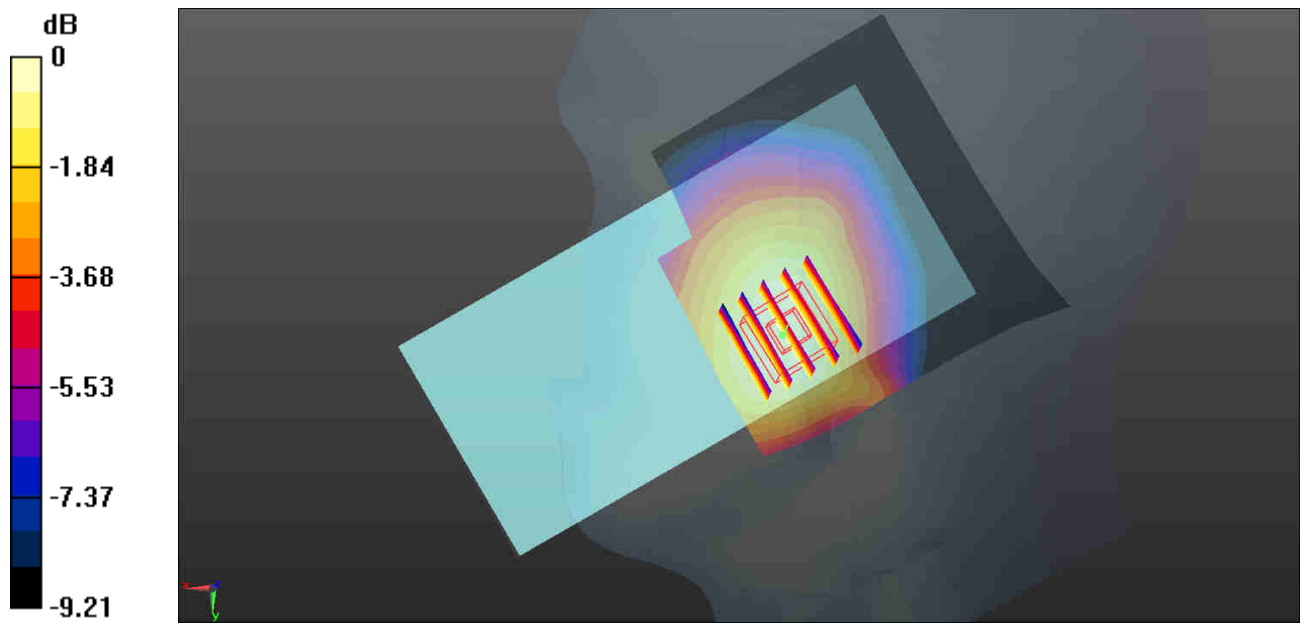
Zoom Scan (5x5x7)/Cube 0: Measurement grid: dx=8mm, dy=8mm, dz=5mm

Reference Value = 6.665 V/m; Power Drift = -0.02 dB

Peak SAR (extrapolated) = 0.766 W/kg

SAR(1 g) = 0.044 W/kg; SAR(10 g) = 0.021 W/kg

Maximum value of SAR (measured) = 0.649 W/kg



0 dB = 0.649 W/kg = -1.88 dBW/kg

03_WCDMA II_RMC 12.2Kbps_Right Cheek_0mm_Ch9400


Communication System: UID 0, WCDMA (0); Frequency: 1880 MHz; Duty Cycle: 1:1
Medium: HSL_1900 Medium parameters used: $f = 1880$ MHz; $\sigma = 1.352$ S/m; $\epsilon_r = 39.804$; $\rho = 1000$ kg/m³
Ambient Temperature : 23.3 °C; Liquid Temperature : 22.8 °C

DASY5 Configuration:

- Probe: ES3DV3 - SN3279; ConvF(5.16, 5.16, 5.16); Calibrated: 2020.6.2
- Sensor-Surface: 3mm (Mechanical Surface Detection)
- Electronics: DAE4 Sn1303; Calibrated: 2020.7.7
- Phantom: SAM2; Type: SAM; Serial: TP-1503
- Measurement SW: DASY52, Version 52.10 (4); SEMCAD X Version 14.6.14 (7483)

Area Scan (71x71x1): Interpolated grid: dx=1.500 mm, dy=1.500 mm
Maximum value of SAR (interpolated) = 0.168 W/kg

Zoom Scan (5x6x7)/Cube 0: Measurement grid: dx=8mm, dy=8mm, dz=5mm
Reference Value = 2.420 V/m; Power Drift = -0.08 dB
Peak SAR (extrapolated) = 0.213 W/kg
SAR(1 g) = 0.139 W/kg; SAR(10 g) = 0.088 W/kg
Maximum value of SAR (measured) = 0.165 W/kg



0 dB = 0.165 W/kg = -7.83 dBW/kg

04_WCDMA IV_RMC 12.2Kbps_Left Cheek_0mm_Ch1312


Communication System: UID 0, WCDMA (0); Frequency: 1712.4 MHz; Duty Cycle: 1:1
Medium: HSL_1750 Medium parameters used : $f = 1712.4$ MHz; $\sigma = 1.32$ S/m; $\epsilon_r = 39.231$; $\rho = 1000$ kg/m³
Ambient Temperature : 23.2 °C; Liquid Temperature : 22.6 °C

DASY5 Configuration:

- Probe: ES3DV3 - SN3279; ConvF(5.4, 5.4, 5.4); Calibrated: 2020.6.2
- Sensor-Surface: 3mm (Mechanical Surface Detection)
- Electronics: DAE4 Sn1303; Calibrated: 2020.7.7
- Phantom: SAM2; Type: SAM; Serial: TP-1503
- Measurement SW: DASY52, Version 52.10 (4); SEMCAD X Version 14.6.14 (7483)

Area Scan (71x71x1): Interpolated grid: dx=1.500 mm, dy=1.500 mm
Maximum value of SAR (interpolated) = 0.182 W/kg

Zoom Scan (5x5x7)/Cube 0: Measurement grid: dx=8mm, dy=8mm, dz=5mm
Reference Value = 5.313 V/m; Power Drift = -0.02 dB
Peak SAR (extrapolated) = 0.239 W/kg
SAR(1 g) = 0.159 W/kg; SAR(10 g) = 0.104 W/kg
Maximum value of SAR (measured) = 0.179 W/kg



0 dB = 0.179 W/kg = -7.47 dBW/kg

05_WCDMA V_RMC 12.2Kbps_Right Cheek_0mm_Ch4233

Communication System: UID 0, WCDMA (0); Frequency: 846.6 MHz; Duty Cycle: 1:1
Medium: HSL_835 Medium parameters used : $f = 846.6 \text{ MHz}$; $\sigma = 0.915 \text{ S/m}$; $\epsilon_r = 42.081$; $\rho = 1000 \text{ kg/m}^3$
Ambient Temperature : $23.1 \text{ }^\circ\text{C}$; Liquid Temperature : $22.7 \text{ }^\circ\text{C}$

DASY5 Configuration:

- Probe: ES3DV3 - SN3279; ConvF(6.25, 6.25, 6.25); Calibrated: 2020.6.2
- Sensor-Surface: 3mm (Mechanical Surface Detection)
- Electronics: DAE4 Sn1303; Calibrated: 2020.7.7
- Phantom: SAM2; Type: SAM; Serial: TP-1503
- Measurement SW: DASY52, Version 52.10 (4); SEMCAD X Version 14.6.14 (7483)

Area Scan (71x71x1): Interpolated grid: $dx=1.500 \text{ mm}$, $dy=1.500 \text{ mm}$

Maximum value of SAR (interpolated) = 0.523 W/kg


Zoom Scan (5x5x7)/Cube 0: Measurement grid: $dx=8\text{mm}$, $dy=8\text{mm}$, $dz=5\text{mm}$

Reference Value = 7.561 V/m ; Power Drift = -0.14 dB

Peak SAR (extrapolated) = 0.641 W/kg

SAR(1 g) = 0.481 W/kg ; SAR(10 g) = 0.363 W/kg

Maximum value of SAR (measured) = 0.513 W/kg



0 dB = 0.513 W/kg = -2.61 dBW/kg

06_CDMA2000 BC0_RC3 SO55_Right Cheek_0mm_Ch384


Communication System: UID 0, CDMA (0); Frequency: 836.52 MHz;Duty Cycle: 1:1
Medium: HSL_835 Medium parameters used: $f = 837$ MHz; $\sigma = 0.906$ S/m; $\epsilon_r = 42.197$; $\rho = 1000$ kg/m³
Ambient Temperature : 23.1 °C; Liquid Temperature : 22.7 °C

DASY5 Configuration:

- Probe: ES3DV3 - SN3279; ConvF(6.25, 6.25, 6.25); Calibrated: 2020.6.2
- Sensor-Surface: 3mm (Mechanical Surface Detection)
- Electronics: DAE4 Sn1303; Calibrated: 2020.7.7
- Phantom: SAM2; Type: SAM; Serial: TP-1503
- Measurement SW: DASY52, Version 52.10 (4); SEMCAD X Version 14.6.14 (7483)

Area Scan (71x71x1): Interpolated grid: dx=1.500 mm, dy=1.500 mm
Maximum value of SAR (interpolated) = 0.634 W/kg

Zoom Scan (5x5x7)/Cube 0: Measurement grid: dx=8mm, dy=8mm, dz=5mm
Reference Value = 8.176 V/m; Power Drift = -0.05 dB
Peak SAR (extrapolated) = 0.742 W/kg
SAR(1 g) = 0.567 W/kg; SAR(10 g) = 0.424 W/kg
Maximum value of SAR (measured) = 0.627 W/kg



0 dB = 0.627 W/kg = -2.03 dBW/kg

07_CDMA2000 BC10_RC3 SO55_Right Cheek_0mm_Ch580


Communication System: UID 0, CDMA (0); Frequency: 820.5 MHz; Duty Cycle: 1:1
Medium: HSL_835 Medium parameters used: $f = 820.5$ MHz; $\sigma = 0.892$ S/m; $\epsilon_r = 42.388$; $\rho = 1000$ kg/m³
Ambient Temperature : 23.1 °C; Liquid Temperature : 22.7 °C

DASY5 Configuration:

- Probe: ES3DV3 - SN3279; ConvF(6.25, 6.25, 6.25); Calibrated: 2020.6.2
- Sensor-Surface: 3mm (Mechanical Surface Detection)
- Electronics: DAE4 Sn1303; Calibrated: 2020.7.7
- Phantom: SAM2; Type: SAM; Serial: TP-1503
- Measurement SW: DASY52, Version 52.10 (4); SEMCAD X Version 14.6.14 (7483)

Area Scan (71x71x1): Interpolated grid: dx=1.500 mm, dy=1.500 mm
Maximum value of SAR (interpolated) = 0.607 W/kg

Zoom Scan (5x5x7)/Cube 0: Measurement grid: dx=8mm, dy=8mm, dz=5mm
Reference Value = 8.868 V/m; Power Drift = -0.08 dB
Peak SAR (extrapolated) = 0.716 W/kg
SAR(1 g) = 0.549 W/kg; SAR(10 g) = 0.414 W/kg
Maximum value of SAR (measured) = 0.603 W/kg



0 dB = 0.603 W/kg = -2.20 dBW/kg

08_CDMA2000 BC1_RC3 SO55_Right Cheek_0mm_Ch600

Communication System: UID 0, CDMA (0); Frequency: 1880 MHz; Duty Cycle: 1:1
Medium: HSL_1900 Medium parameters used: $f = 1880$ MHz; $\sigma = 1.352$ S/m; $\epsilon_r = 39.804$; $\rho = 1000$ kg/m³
Ambient Temperature : 23.3 °C; Liquid Temperature : 22.8 °C

DASY5 Configuration:

- Probe: ES3DV3 - SN3279; ConvF(5.16, 5.16, 5.16); Calibrated: 2020.6.2
- Sensor-Surface: 3mm (Mechanical Surface Detection)
- Electronics: DAE4 Sn1303; Calibrated: 2020.7.7
- Phantom: SAM2; Type: SAM; Serial: TP-1503
- Measurement SW: DASY52, Version 52.10 (4); SEMCAD X Version 14.6.14 (7483)

Area Scan (71x71x1): Interpolated grid: dx=1.500 mm, dy=1.500 mm

Maximum value of SAR (interpolated) = 0.191 W/kg


Zoom Scan (5x5x7)/Cube 0: Measurement grid: dx=8mm, dy=8mm, dz=5mm

Reference Value = 2.350 V/m; Power Drift = 0.07 dB

Peak SAR (extrapolated) = 0.282 W/kg

SAR(1 g) = 0.176 W/kg; SAR(10 g) = 0.108 W/kg

Maximum value of SAR (measured) = 0.212 W/kg



0 dB = 0.212 W/kg = -6.74 dBW/kg

09_LTE Band 7_20M_QPSK_1RB_0Offset_Right Cheek_0mm_Ch21100


Communication System: UID 0, LTE-FDD (0); Frequency: 2535 MHz; Duty Cycle: 1:1
Medium: HSL 2600 Medium parameters used: $f = 2535$ MHz; $\sigma = 1.967$ S/m; $\epsilon_r = 38.194$; $\rho = 1000$ kg/m³
Ambient Temperature : 23.1 °C; Liquid Temperature : 22.6 °C

DASY5 Configuration:

- Probe: ES3DV3 - SN3279; ConvF(4.54, 4.54, 4.54); Calibrated: 2020.6.2
- Sensor-Surface: 3mm (Mechanical Surface Detection)
- Electronics: DAE4 Sn1303; Calibrated: 2020.7.7
- Phantom: SAM2; Type: SAM; Serial: TP-1503
- Measurement SW: DASY52, Version 52.10 (4); SEMCAD X Version 14.6.14 (7483)

Area Scan (91x91x1): Interpolated grid: dx=1.200 mm, dy=1.200 mm
Maximum value of SAR (interpolated) = 0.512 W/kg

Zoom Scan (8x8x7)/Cube 0: Measurement grid: dx=5mm, dy=5mm, dz=5mm
Reference Value = 4.158 V/m; Power Drift = -0.03 dB
Peak SAR (extrapolated) = 0.714 W/kg
SAR(1 g) = 0.416 W/kg; SAR(10 g) = 0.236 W/kg
Maximum value of SAR (measured) = 0.509 W/kg



0 dB = 0.509 W/kg = -2.93 dBW/kg

10_LTE Band 12_10M_QPSK_1RB_0Offset_Right Cheek_0mm_Ch23095


Communication System: UID 0, LTE-FDD (0); Frequency: 707.5 MHz; Duty Cycle: 1:1
Medium: HSL_750 Medium parameters used: $f = 707.5$ MHz; $\sigma = 0.856$ S/m; $\epsilon_r = 42.229$; $\rho = 1000$ kg/m³
Ambient Temperature : 23.3 °C; Liquid Temperature : 22.6 °C

DASY5 Configuration:

- Probe: ES3DV3 - SN3279; ConvF(6.44, 6.44, 6.44); Calibrated: 2020.6.2
- Sensor-Surface: 3mm (Mechanical Surface Detection)
- Electronics: DAE4 Sn1303; Calibrated: 2020.7.7
- Phantom: SAM2; Type: SAM; Serial: TP-1503
- Measurement SW: DASY52, Version 52.10 (4); SEMCAD X Version 14.6.14 (7483)

Area Scan (71x71x1): Interpolated grid: dx=1.500 mm, dy=1.500 mm
Maximum value of SAR (interpolated) = 0.477 W/kg

Zoom Scan (6x6x7)/Cube 0: Measurement grid: dx=8mm, dy=8mm, dz=5mm
Reference Value = 5.687 V/m; Power Drift = 0.05 dB
Peak SAR (extrapolated) = 0.584 W/kg
SAR(1 g) = 0.317 W/kg; SAR(10 g) = 0.245 W/kg
Maximum value of SAR (measured) = 0.503 W/kg



0 dB = 0.503 W/kg = -2.98 dBW/kg

11_LTE Band 13_10M_QPSK_1RB_0Offset_Right Cheek_0mm_Ch23230

Communication System: UID 0, LTE-FDD (0); Frequency: 782 MHz; Duty Cycle: 1:1
Medium: HSL_750 Medium parameters used: $f = 782 \text{ MHz}$; $\sigma = 0.923 \text{ S/m}$; $\epsilon_r = 41.304$; $\rho = 1000 \text{ kg/m}^3$

Ambient Temperature : 23.3 °C; Liquid Temperature : 22.6 °C

DASY5 Configuration:

- Probe: ES3DV3 - SN3279; ConvF(6.44, 6.44, 6.44); Calibrated: 2020.6.2
- Sensor-Surface: 3mm (Mechanical Surface Detection)
- Electronics: DAE4 Sn1303; Calibrated: 2020.7.7
- Phantom: SAM2; Type: SAM; Serial: TP-1503
- Measurement SW: DASY52, Version 52.10 (4); SEMCAD X Version 14.6.14 (7483)

Area Scan (71x71x1): Interpolated grid: $dx=1.500 \text{ mm}$, $dy=1.500 \text{ mm}$

Maximum value of SAR (interpolated) = 0.413 W/kg


Zoom Scan (5x5x7)/Cube 0: Measurement grid: $dx=8\text{mm}$, $dy=8\text{mm}$, $dz=5\text{mm}$

Reference Value = 7.357 V/m; Power Drift = -0.01 dB

Peak SAR (extrapolated) = 0.483 W/kg

SAR(1 g) = 0.369 W/kg; SAR(10 g) = 0.284 W/kg

Maximum value of SAR (measured) = 0.403 W/kg



0 dB = 0.403 W/kg = -3.95 dBW/kg

12_LTE Band 25_10M_QPSK_1RB_0Offset_Right Cheek_0mm_Ch26340

Communication System: UID 0, LTE-FDD (0); Frequency: 1880 MHz; Duty Cycle: 1:1
Medium: HSL_1900 Medium parameters used: $f = 1880$ MHz; $\sigma = 1.352$ S/m; $\epsilon_r = 39.804$; $\rho = 1000$ kg/m³
Ambient Temperature : 23.3 °C; Liquid Temperature : 22.8 °C

DASY5 Configuration:

- Probe: ES3DV3 - SN3279; ConvF(5.16, 5.16, 5.16); Calibrated: 2020.6.2
- Sensor-Surface: 3mm (Mechanical Surface Detection)
- Electronics: DAE4 Sn1303; Calibrated: 2020.7.7
- Phantom: SAM2; Type: SAM; Serial: TP-1503
- Measurement SW: DASY52, Version 52.10 (4); SEMCAD X Version 14.6.14 (7483)

Area Scan (71x71x1): Interpolated grid: dx=1.500 mm, dy=1.500 mm

Maximum value of SAR (interpolated) = 0.164 W/kg


Zoom Scan (5x5x7)/Cube 0: Measurement grid: dx=8mm, dy=8mm, dz=5mm

Reference Value = 3.351 V/m; Power Drift = 0.07 dB

Peak SAR (extrapolated) = 0.217 W/kg

SAR(1 g) = 0.140 W/kg; SAR(10 g) = 0.089 W/kg

Maximum value of SAR (measured) = 0.157 W/kg



0 dB = 0.157 W/kg = -8.04 dBW/kg

13_LTE Band 26_15M_QPSK_1RB_0Offset_Right Cheek_0mm_Ch26865


Communication System: UID 0, LTE-FDD (0); Frequency: 831.5 MHz; Duty Cycle: 1:1
Medium: HSL_835 Medium parameters used : $f = 831.5$ MHz; $\sigma = 0.902$ S/m; $\epsilon_r = 42.257$; $\rho = 1000$ kg/m³
Ambient Temperature : 23.1 °C; Liquid Temperature : 22.7 °C

DASY5 Configuration:

- Probe: ES3DV3 - SN3279; ConvF(6.25, 6.25, 6.25); Calibrated: 2020.6.2
- Sensor-Surface: 3mm (Mechanical Surface Detection)
- Electronics: DAE4 Sn1303; Calibrated: 2020.7.7
- Phantom: SAM2; Type: SAM; Serial: TP-1503
- Measurement SW: DASY52, Version 52.10 (4); SEMCAD X Version 14.6.14 (7483)

Area Scan (71x71x1): Interpolated grid: dx=1.500 mm, dy=1.500 mm
Maximum value of SAR (interpolated) = 0.459 W/kg

Zoom Scan (7x7x7)/Cube 0: Measurement grid: dx=8mm, dy=8mm, dz=5mm
Reference Value = 5.270 V/m; Power Drift = 0.03 dB
Peak SAR (extrapolated) = 0.655 W/kg
SAR(1 g) = 0.502 W/kg; SAR(10 g) = 0.381 W/kg
Maximum value of SAR (measured) = 0.558 W/kg



0 dB = 0.558 W/kg = -2.53 dBW/kg

14_LTE Band 66_20M_QPSK_1RB_0Offset_Left Cheek_0mm_Ch132072

Communication System: UID 0, LTE-FDD (0); Frequency: 1720 MHz; Duty Cycle: 1:1
Medium: HSL_1750 Medium parameters used: $f = 1720$ MHz; $\sigma = 1.327$ S/m; $\epsilon_r = 39.197$; $\rho = 1000$ kg/m³
Ambient Temperature : 23.2 °C; Liquid Temperature : 22.6 °C

DASY5 Configuration:

- Probe: ES3DV3 - SN3279; ConvF(5.4, 5.4, 5.4); Calibrated: 2020.6.2
- Sensor-Surface: 3mm (Mechanical Surface Detection)
- Electronics: DAE4 Sn1303; Calibrated: 2020.7.7
- Phantom: SAM2; Type: SAM; Serial: TP-1503
- Measurement SW: DASY52, Version 52.10 (4); SEMCAD X Version 14.6.14 (7483)

Area Scan (71x71x1): Interpolated grid: dx=1.500 mm, dy=1.500 mm

Maximum value of SAR (interpolated) = 0.183 W/kg


Zoom Scan (5x5x7)/Cube 0: Measurement grid: dx=8mm, dy=8mm, dz=5mm

Reference Value = 4.848 V/m; Power Drift = 0.03 dB

Peak SAR (extrapolated) = 0.238 W/kg

SAR(1 g) = 0.159 W/kg; SAR(10 g) = 0.104 W/kg

Maximum value of SAR (measured) = 0.181 W/kg



0 dB = 0.181 W/kg = -7.42 dBW/kg

15_LTE Band 71_20M_QPSK_1RB_0Offset_Right Cheek_0mm_Ch133322

Communication System: UID 0, LTE-FDD (0); Frequency: 683 MHz; Duty Cycle: 1:1
Medium: HSL_750 Medium parameters used: $f = 683$ MHz; $\sigma = 0.83$ S/m; $\epsilon_r = 42.656$; $\rho = 1000$ kg/m³

Ambient Temperature : 23.3 °C; Liquid Temperature : 22.6 °C

DASY5 Configuration:

- Probe: ES3DV3 - SN3279; ConvF(6.44, 6.44, 6.44); Calibrated: 2020.6.2
- Sensor-Surface: 3mm (Mechanical Surface Detection)
- Electronics: DAE4 Sn1303; Calibrated: 2020.7.7
- Phantom: SAM2; Type: SAM; Serial: TP-1503
- Measurement SW: DASY52, Version 52.10 (4); SEMCAD X Version 14.6.14 (7483)

Area Scan (71x71x1): Interpolated grid: dx=1.500 mm, dy=1.500 mm

Maximum value of SAR (interpolated) = 0.278 W/kg


Zoom Scan (6x6x7)/Cube 0: Measurement grid: dx=8mm, dy=8mm, dz=5mm

Reference Value = 5.441 V/m; Power Drift = 0.12 dB

Peak SAR (extrapolated) = 0.332 W/kg

SAR(1 g) = 0.246 W/kg; SAR(10 g) = 0.189 W/kg

Maximum value of SAR (measured) = 0.280 W/kg



0 dB = 0.280 W/kg = -5.53 dBW/kg

16_LTE Band 41_20M_QPSK_1RB_0Offset_Left Cheek_0mm_Ch39750


Communication System: UID 0, LTE-TDD (0); Frequency: 2506 MHz; Duty Cycle: 1:1.59
Medium: HSL 2600 Medium parameters used : $f = 2506$ MHz; $\sigma = 1.934$ S/m; $\epsilon_r = 38.322$; $\rho = 1000$ kg/m³
Ambient Temperature : 23.2 °C; Liquid Temperature : 22.9 °C

DASY5 Configuration:

- Probe: ES3DV3 - SN3279; ConvF(4.54, 4.54, 4.54); Calibrated: 2020.6.2
- Sensor-Surface: 3mm (Mechanical Surface Detection)
- Electronics: DAE4 Sn1303; Calibrated: 2020.7.7
- Phantom: SAM2; Type: SAM; Serial: TP-1503
- Measurement SW: DASY52, Version 52.10 (4); SEMCAD X Version 14.6.14 (7483)

Area Scan (91x91x1): Interpolated grid: dx=1.200 mm, dy=1.200 mm
Maximum value of SAR (interpolated) = 0.599 W/kg

Zoom Scan (7x7x7)/Cube 0: Measurement grid: dx=5mm, dy=5mm, dz=5mm
Reference Value = 3.229 V/m; Power Drift = 0.09 dB
Peak SAR (extrapolated) = 0.854 W/kg
SAR(1 g) = 0.499 W/kg; SAR(10 g) = 0.274 W/kg
Maximum value of SAR (measured) = 0.608 W/kg



0 dB = 0.608 W/kg = -2.16 dBW/kg

17_WLAN2.4GHz_802.11b 1Mbps_Left Cheek_0mm_Ch1

Communication System: UID 0, WIFI2.4G (0); Frequency: 2412 MHz; Duty Cycle: 1:1.018
Medium: HSL_2450 Medium parameters used: $f = 2412$ MHz; $\sigma = 1.823$ S/m; $\epsilon_r = 39.064$; $\rho = 1000$ kg/m³


Ambient Temperature : 23.3 °C; Liquid Temperature : 22.6 °C

DASY5 Configuration:

- Probe: EX3DV4 - SN3935; ConvF(7.6, 7.6, 7.6); Calibrated: 2020.5.27
- Sensor-Surface: 1.4mm (Mechanical Surface Detection)
- Electronics: DAE4 Sn1358; Calibrated: 2020.4.28
- Phantom: SAM1; Type: SAM; Serial: TP-1753
- Measurement SW: DASY52, Version 52.10 (4); SEMCAD X Version 14.6.14 (7483)

Area Scan (91x81x1): Interpolated grid: dx=1.200 mm, dy=1.200 mm
Maximum value of SAR (interpolated) = 1.54 W/kg

Zoom Scan (8x7x7)/Cube 0: Measurement grid: dx=5mm, dy=5mm, dz=5mm
Reference Value = 14.48 V/m; Power Drift = 0.06 dB
Peak SAR (extrapolated) = 1.86 W/kg
SAR(1 g) = 0.887 W/kg; SAR(10 g) = 0.437 W/kg
Maximum value of SAR (measured) = 1.41 W/kg



0 dB = 1.41 W/kg = 1.49 dBW/kg

18_WLAN5GHz_802.11n-HT40 MCS0_Left Cheek_0mm_Ch54

Communication System: UID 0, WLAN5G (0); Frequency: 5270 MHz; Duty Cycle: 1:1.041
Medium: HSL_5000 Medium parameters used: $f = 5270$ MHz; $\sigma = 4.623$ S/m; $\epsilon_r = 36.391$; $\rho = 1000$ kg/m³

Ambient Temperature : 23.4 °C; Liquid Temperature : 22.8 °C

DASY5 Configuration:

- Probe: EX3DV4 - SN3935; ConvF(5.04, 5.04, 5.04); Calibrated: 2020.5.27
- Sensor-Surface: 1.4mm (Mechanical Surface Detection)
- Electronics: DAE4 Sn1358; Calibrated: 2020.4.28
- Phantom: SAM1; Type: SAM; Serial: TP-1753
- Measurement SW: DASY52, Version 52.10 (4); SEMCAD X Version 14.6.14 (7483)

Area Scan (111x91x1): Interpolated grid: dx=1.000 mm, dy=1.000 mm

Maximum value of SAR (interpolated) = 0.178 W/kg


Zoom Scan (7x7x7)/Cube 0: Measurement grid: dx=4mm, dy=4mm, dz=1.4mm

Reference Value = 3.225 V/m; Power Drift = 0.01 dB

Peak SAR (extrapolated) = 0.280 W/kg

SAR(1 g) = 0.082 W/kg; SAR(10 g) = 0.030 W/kg

Maximum value of SAR (measured) = 0.182 W/kg



0 dB = 0.182 W/kg = -7.40 dBW/kg

19_WLAN5GHz_802.11n-HT40 MCS0_Left Cheek_0mm_Ch110

Communication System: UID 0, WLAN5G (0); Frequency: 5550 MHz; Duty Cycle: 1:1.041
Medium: HSL_5000 Medium parameters used: $f = 5550$ MHz; $\sigma = 4.93$ S/m; $\epsilon_r = 35.9$; $\rho = 1000$ kg/m³


Ambient Temperature : 23.3 °C; Liquid Temperature : 22.9 °C

DASY5 Configuration:

- Probe: EX3DV4 - SN3935; ConvF(4.76, 4.76, 4.76); Calibrated: 2020.5.27
- Sensor-Surface: 1.4mm (Mechanical Surface Detection)
- Electronics: DAE4 Sn1358; Calibrated: 2020.4.28
- Phantom: SAM1; Type: SAM; Serial: TP-1753
- Measurement SW: DASY52, Version 52.10 (4); SEMCAD X Version 14.6.14 (7483)

Area Scan (111x91x1): Interpolated grid: dx=1.000 mm, dy=1.000 mm
Maximum value of SAR (interpolated) = 0.132 W/kg

Zoom Scan (9x11x7)/Cube 0: Measurement grid: dx=4mm, dy=4mm, dz=1.4mm
Reference Value = 0.8130 V/m; Power Drift = 0.06 dB
Peak SAR (extrapolated) = 1.40 W/kg
SAR(1 g) = 0.043 W/kg; SAR(10 g) = 0.018 W/kg
Maximum value of SAR (measured) = 0.0933 W/kg



0 dB = 0.0933 W/kg = -10.30 dBW/kg