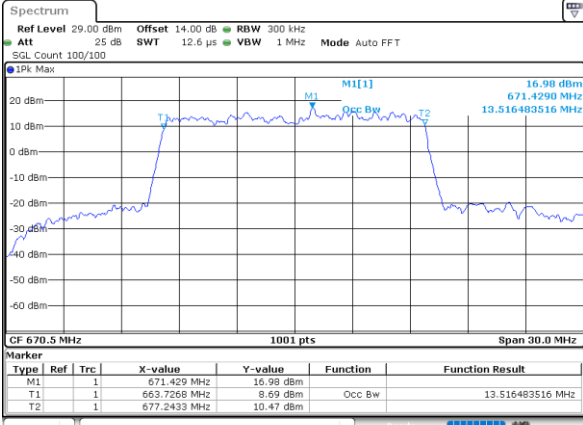




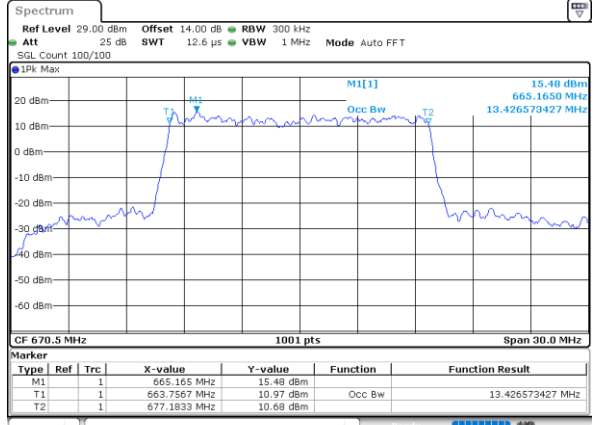
LTE Band 71

Lowest Channel / 15MHz / QPSK



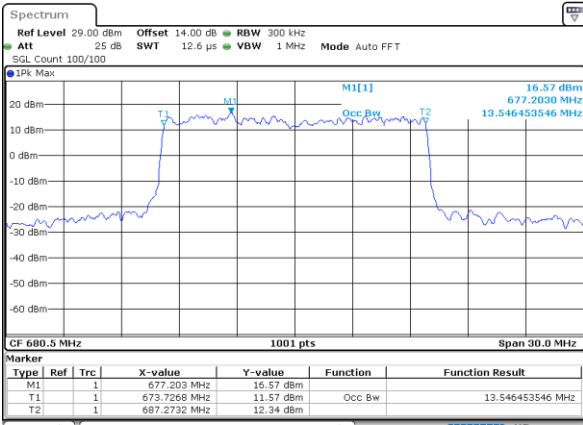
Date: 18_AUG.2020 15:05:54

Lowest Channel / 15MHz / 16QAM



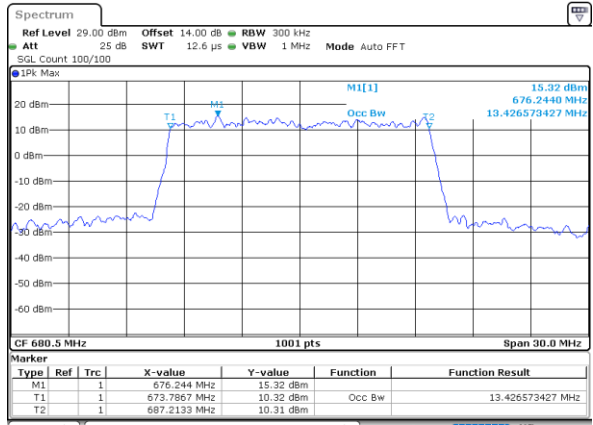
Date: 18_AUG.2020 15:06:10

Middle Channel / 15MHz / QPSK



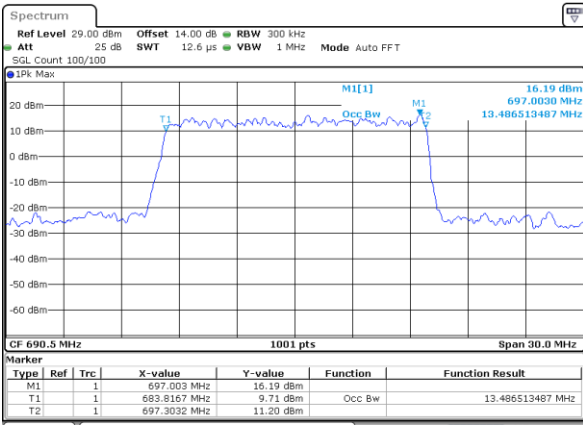
Date: 18_AUG.2020 15:07:17

Middle Channel / 15MHz / 16QAM



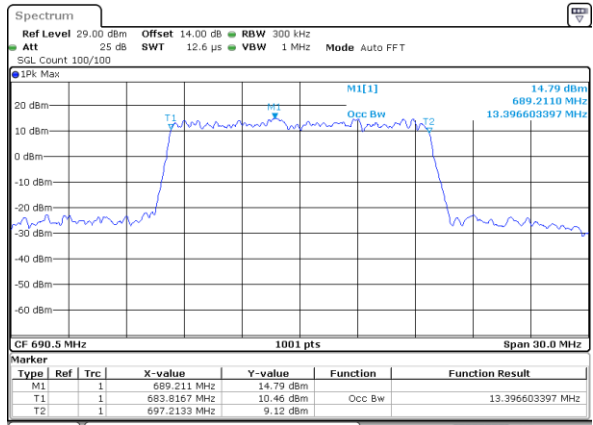
Date: 18_AUG.2020 15:07:03

Highest Channel / 15MHz / QPSK



Date: 18_AUG.2020 15:08:37

Highest Channel / 15MHz / 16QAM

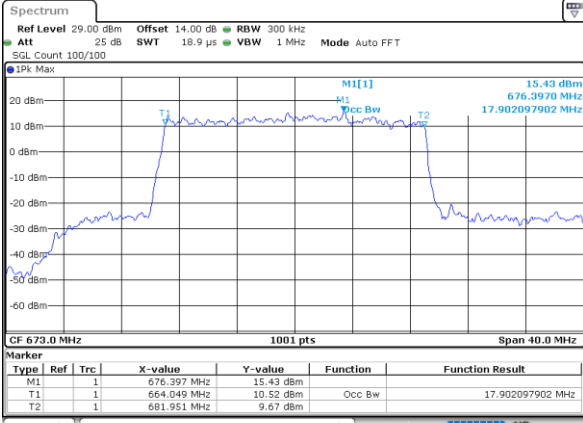


Date: 18_AUG.2020 15:08:50



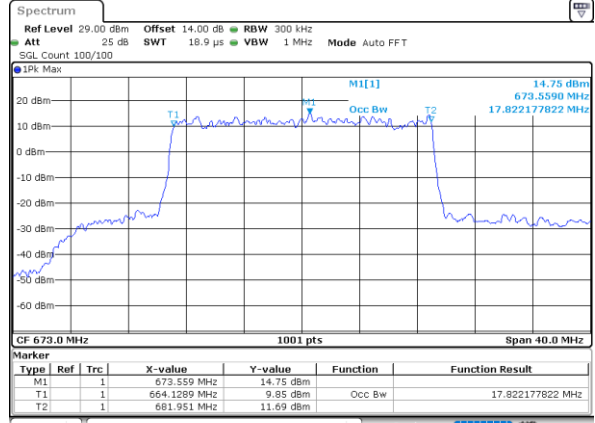
LTE Band 71

Lowest Channel / 20MHz / QPSK



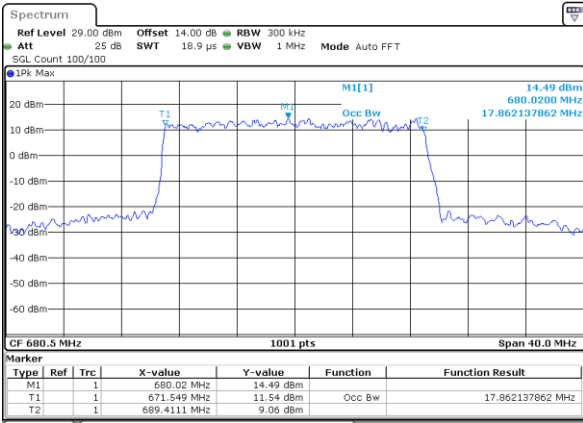
Date: 18_AUG.2020 15:09:53

Lowest Channel / 20MHz / 16QAM



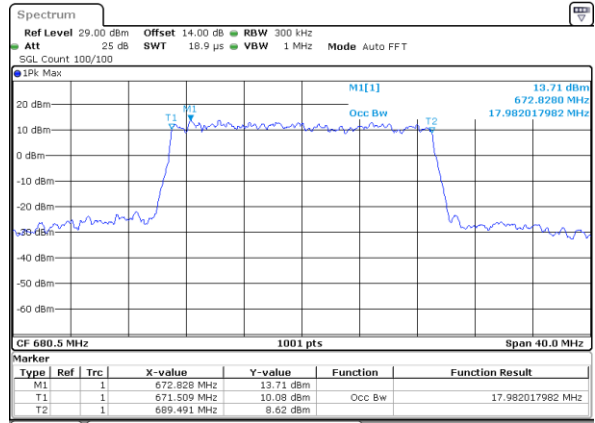
Date: 18_AUG.2020 15:10:43

Middle Channel / 20MHz / QPSK



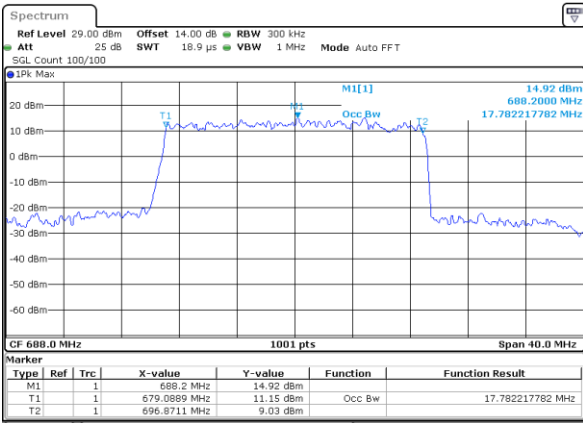
Date: 18_AUG.2020 15:11:06

Middle Channel / 20MHz / 16QAM



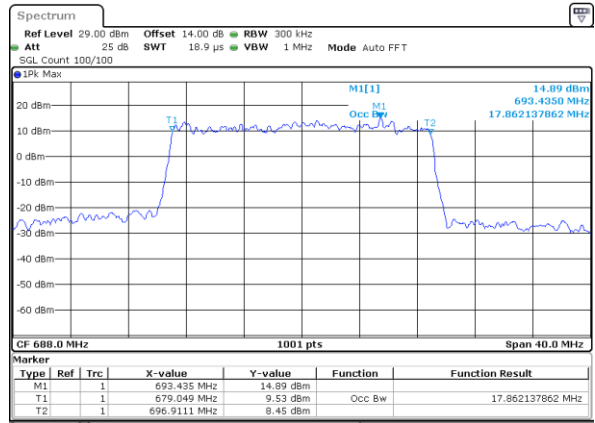
Date: 18_AUG.2020 15:11:21

Highest Channel / 20MHz / QPSK



Date: 18_AUG.2020 15:26:51

Highest Channel / 20MHz / 16QAM

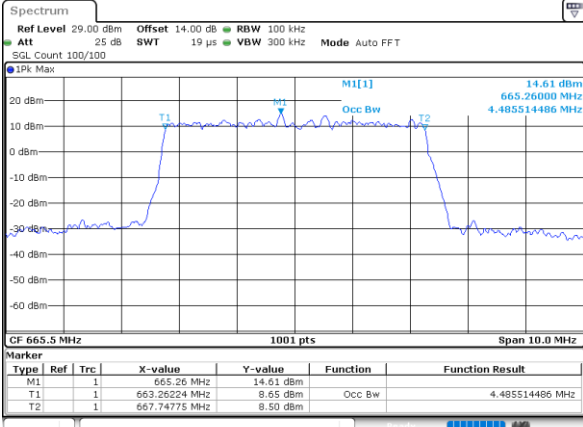


Date: 18_AUG.2020 15:27:12



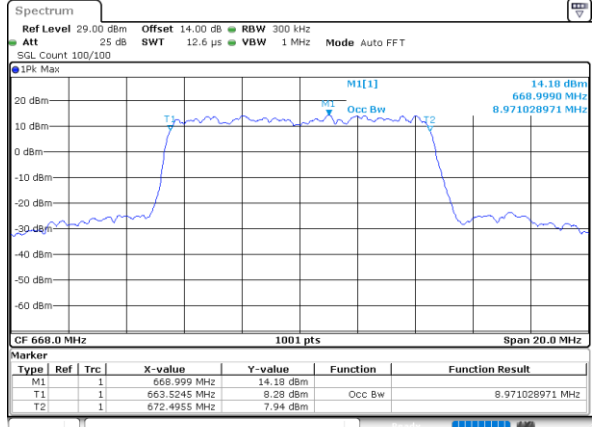
LTE Band 71

Lowest Channel / 5MHz / 64QAM



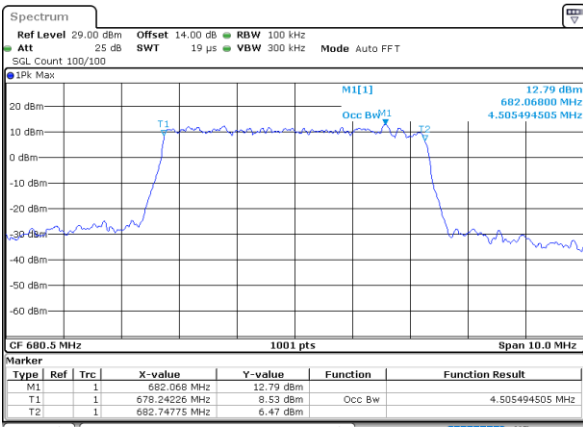
Date: 18_AUG.2020 14:47:19

Lowest Channel / 10MHz / 64QAM



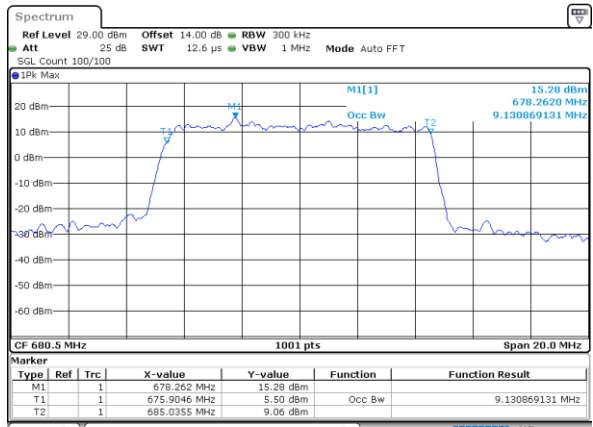
Date: 18_AUG.2020 15:01:31

Middle Channel / 5MHz / 64QAM



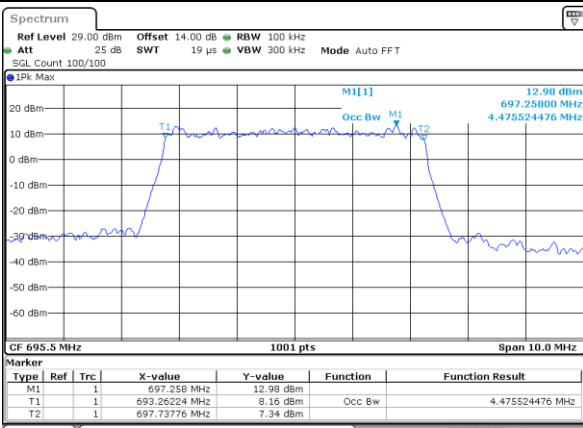
Date: 18_AUG.2020 14:47:46

Middle Channel / 10MHz / 64QAM



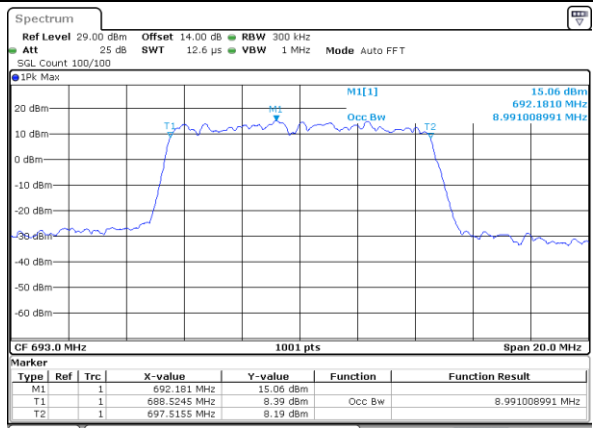
Date: 18_AUG.2020 15:01:52

Highest Channel / 5MHz / 64QAM



Date: 18_AUG.2020 14:49:10

Highest Channel / 10MHz / 64QAM

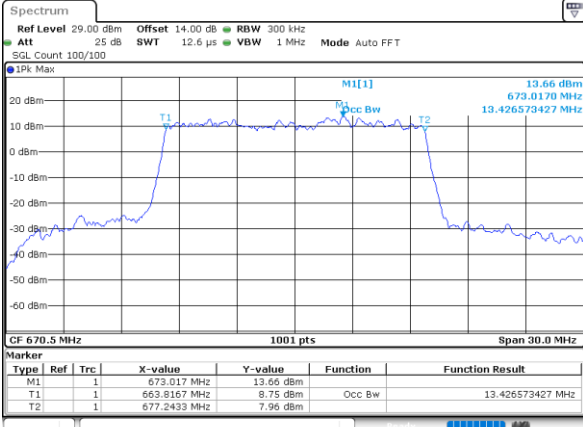


Date: 18_AUG.2020 15:03:08



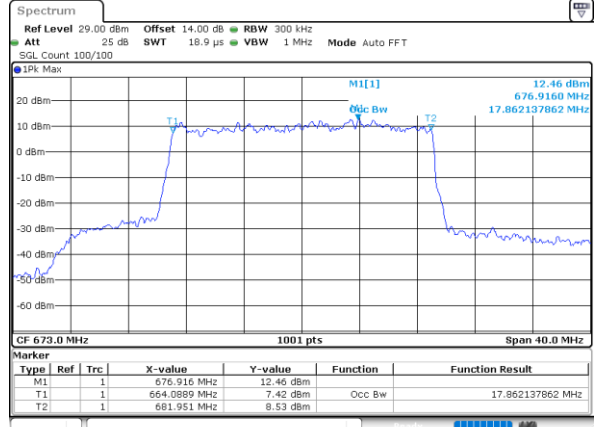
LTE Band 71

Lowest Channel / 15MHz / 64QAM



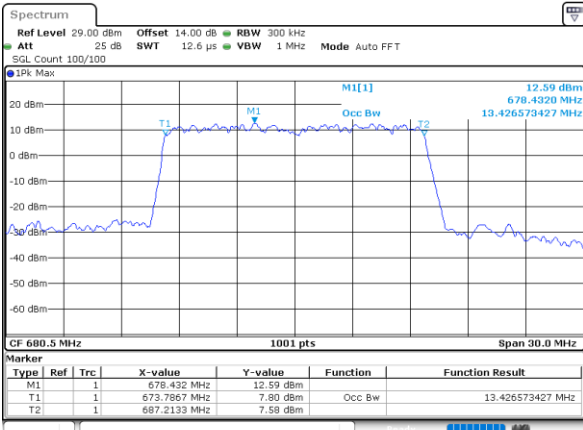
Date: 18_AUG.2020 15:06:29

Lowest Channel / 20MHz / 64QAM



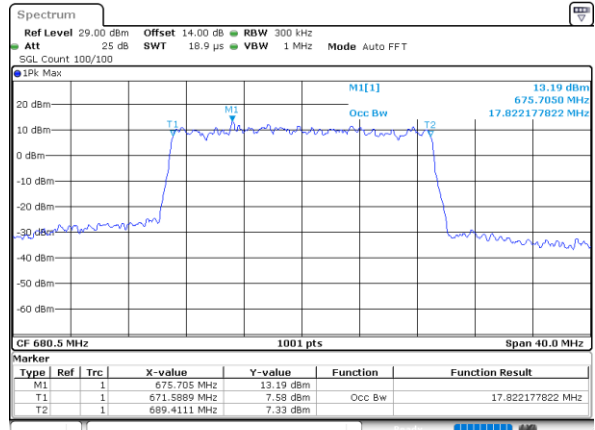
Date: 18_AUG.2020 15:10:26

Middle Channel / 15MHz / 64QAM



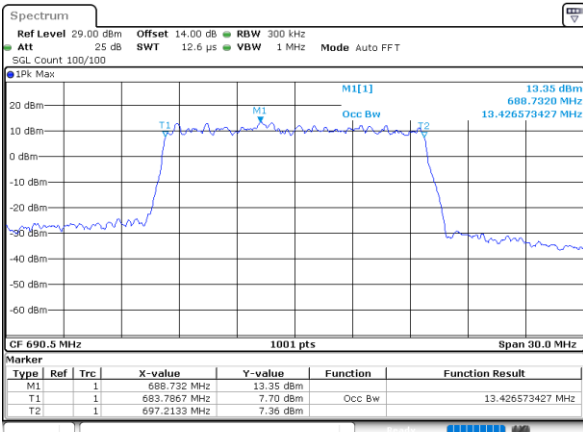
Date: 18_AUG.2020 15:06:50

Middle Channel / 20MHz / 64QAM



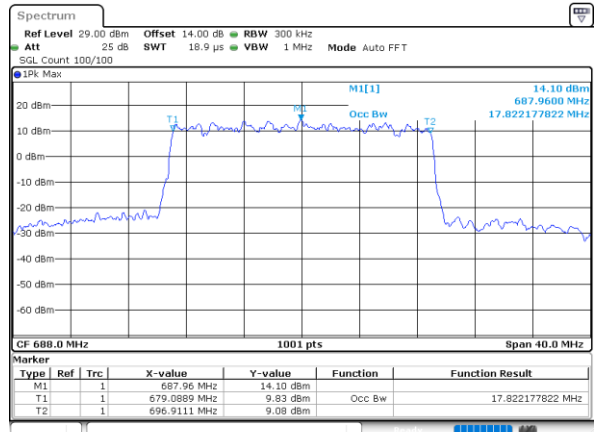
Date: 18_AUG.2020 15:11:08

Highest Channel / 15MHz / 64QAM



Date: 18_AUG.2020 15:09:05

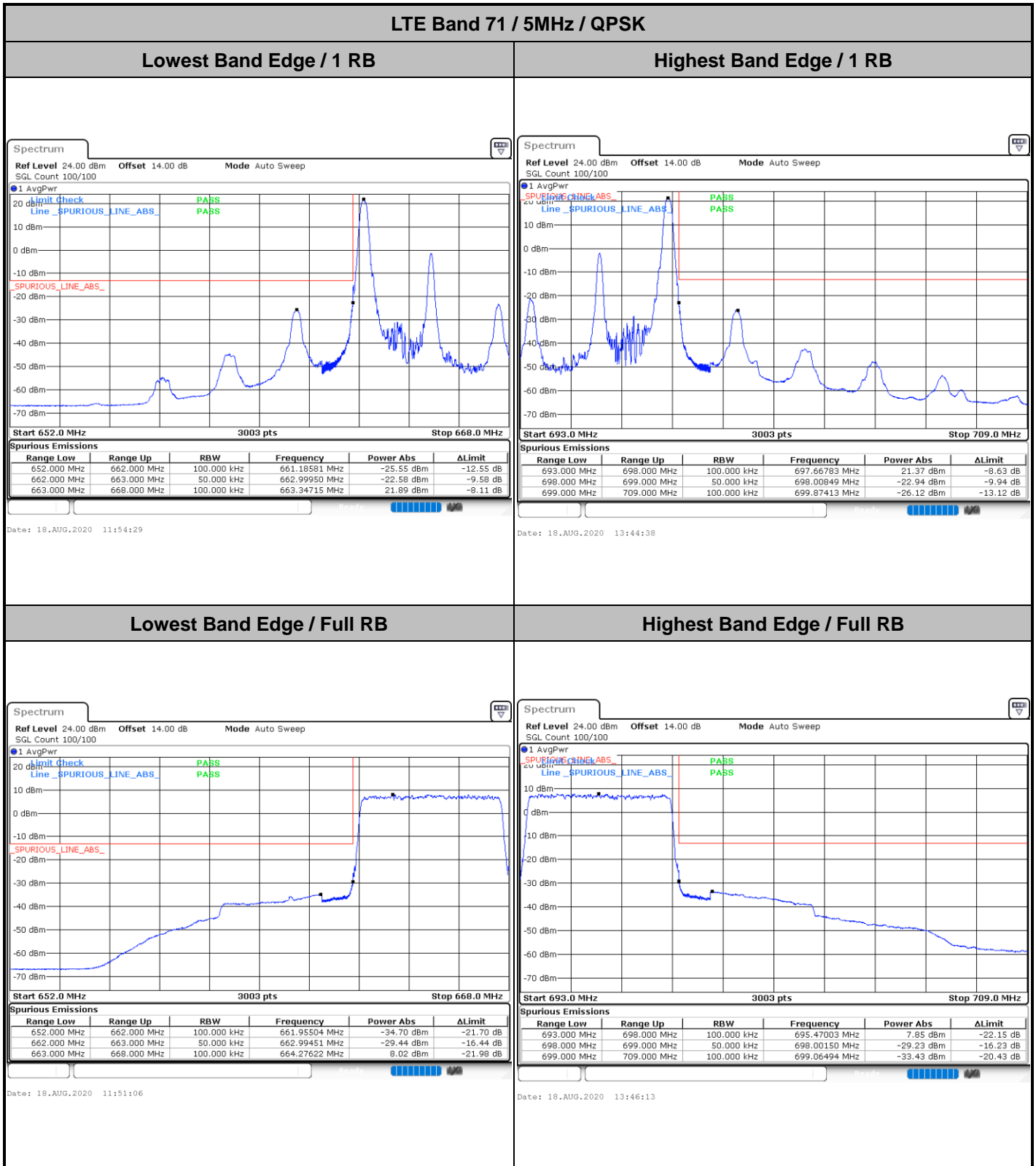
Highest Channel / 20MHz / 64QAM



Date: 18_AUG.2020 15:27:25



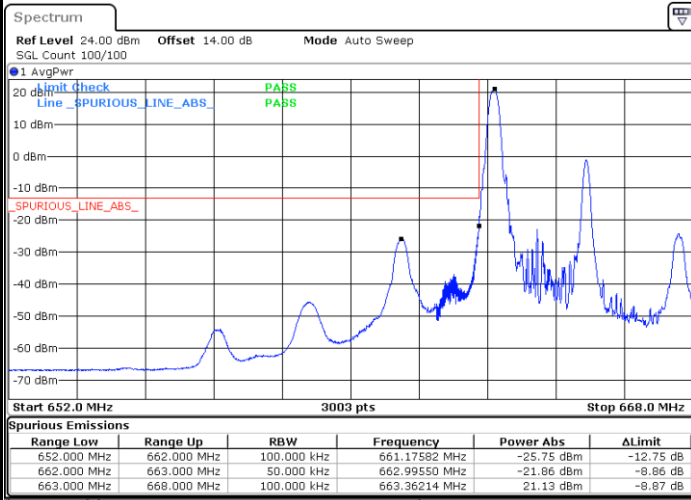
Conducted Band Edge





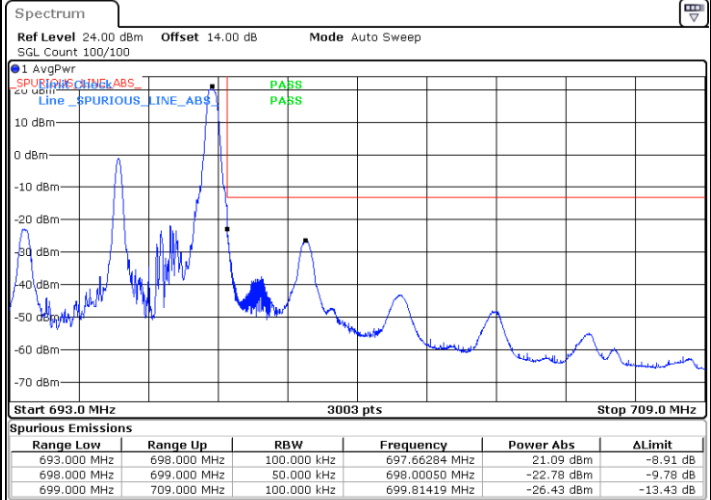
LTE Band 71 / 5MHz / 16QAM

Lowest Band Edge / 1 RB



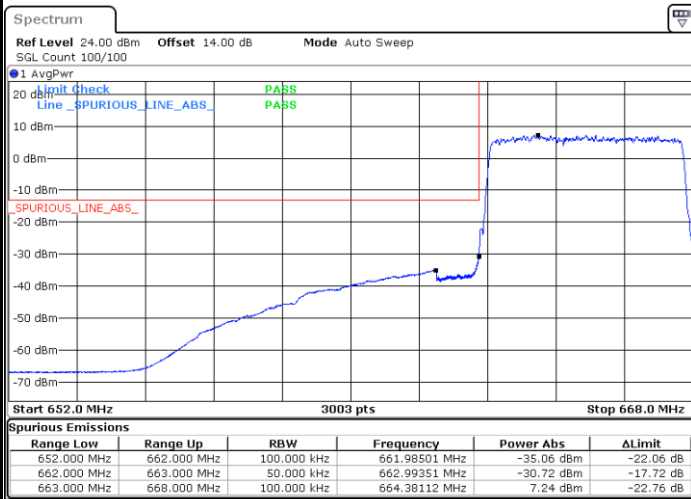
Date: 18.AUG.2020 11:55:57

Highest Band Edge / 1 RB



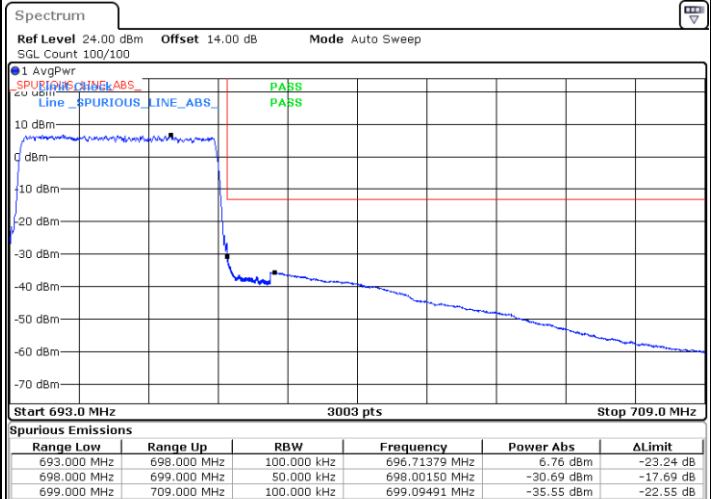
Date: 18.AUG.2020 13:43:38

Lowest Band Edge / Full RB



Date: 18.AUG.2020 11:52:02

Highest Band Edge / Full RB

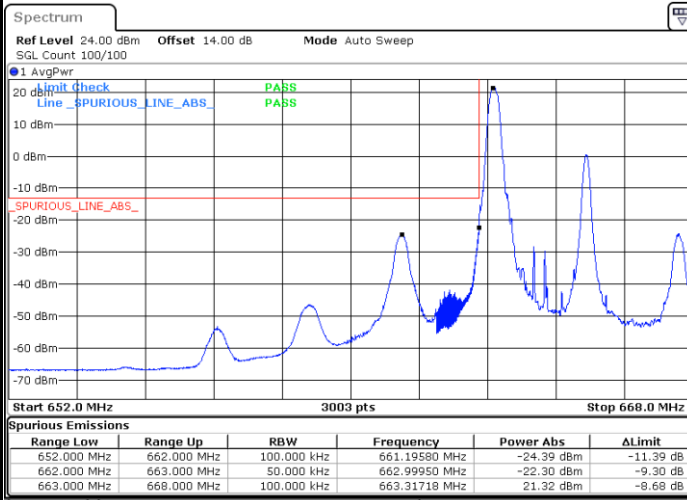


Date: 18.AUG.2020 13:46:57



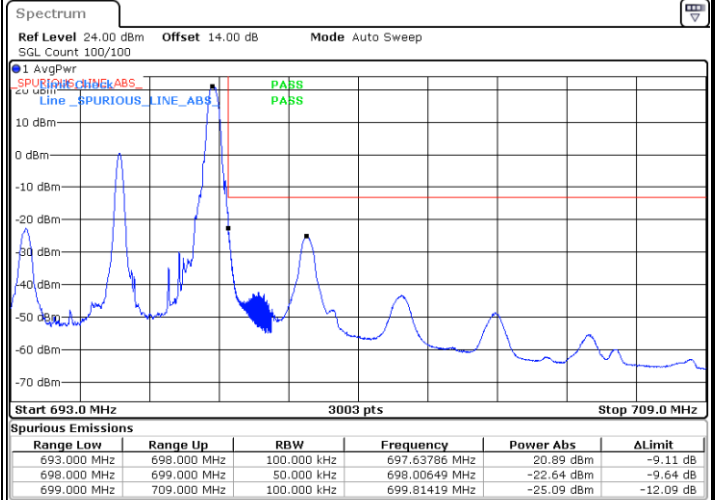
LTE Band 71 / 5MHz / 64QAM

Lowest Band Edge / 1RB



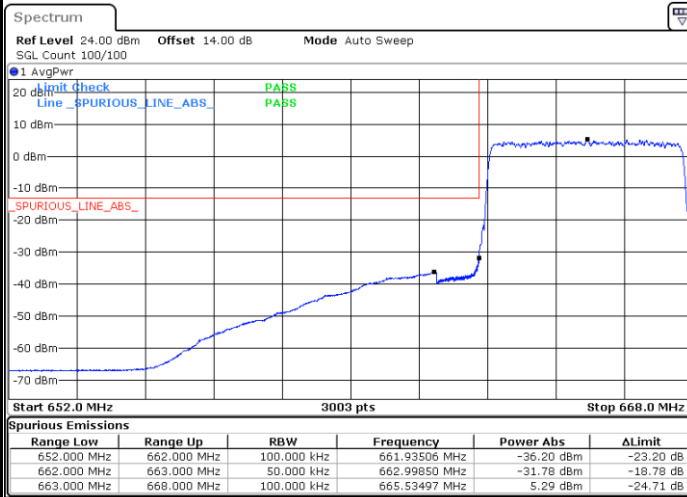
Date: 18.AUG.2020 11:57:25

Highest Band Edge / 1 RB



Date: 18.AUG.2020 13:42:54

Lowest Band Edge / Full RB



Date: 18.AUG.2020 11:52:51

Highest Band Edge / Full RB

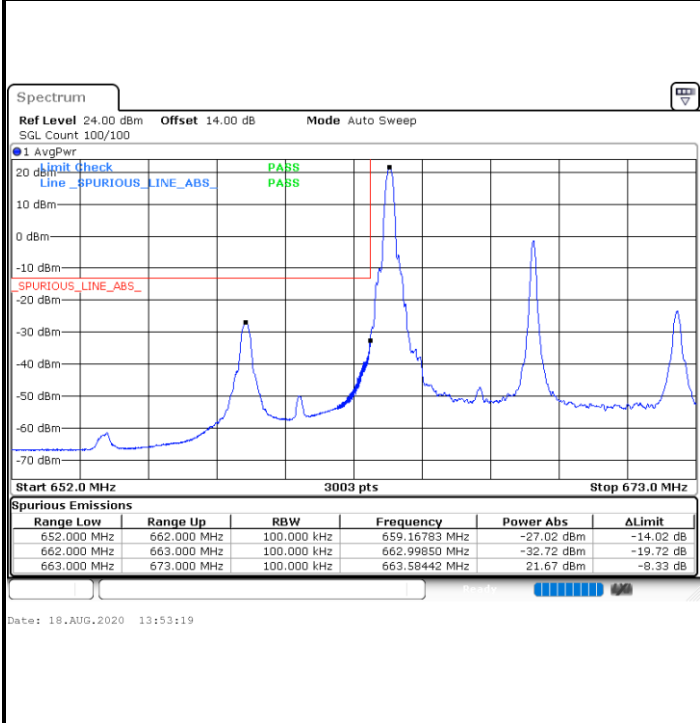


Date: 18.AUG.2020 13:47:40

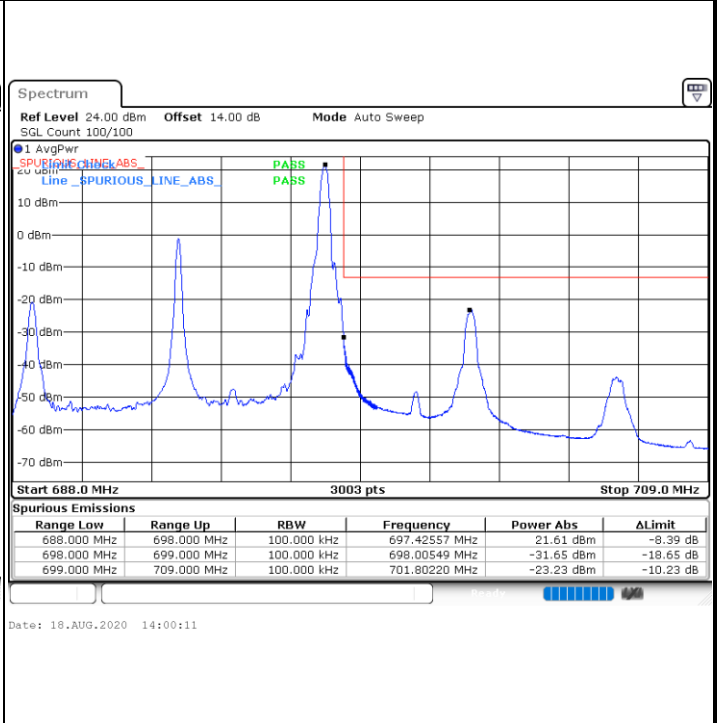


LTE Band 71 / 10MHz / QPSK

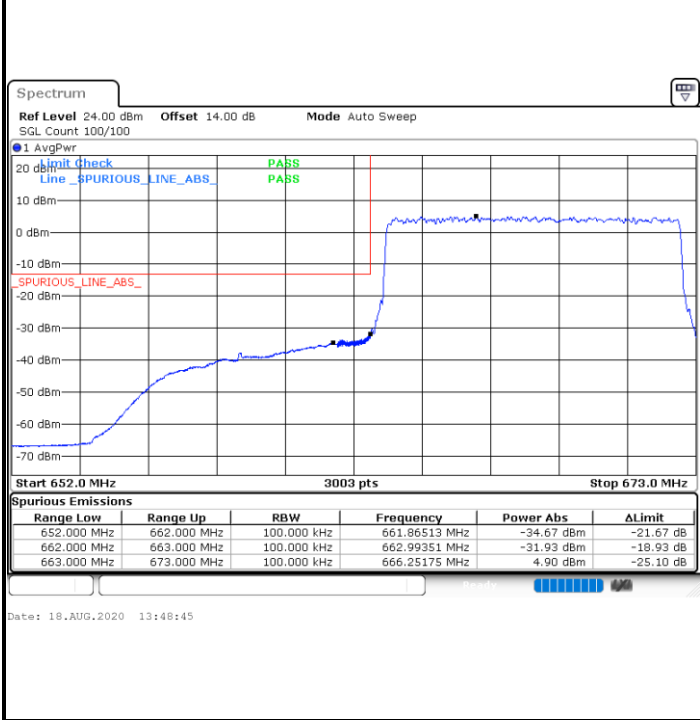
Lowest Band Edge / 1 RB



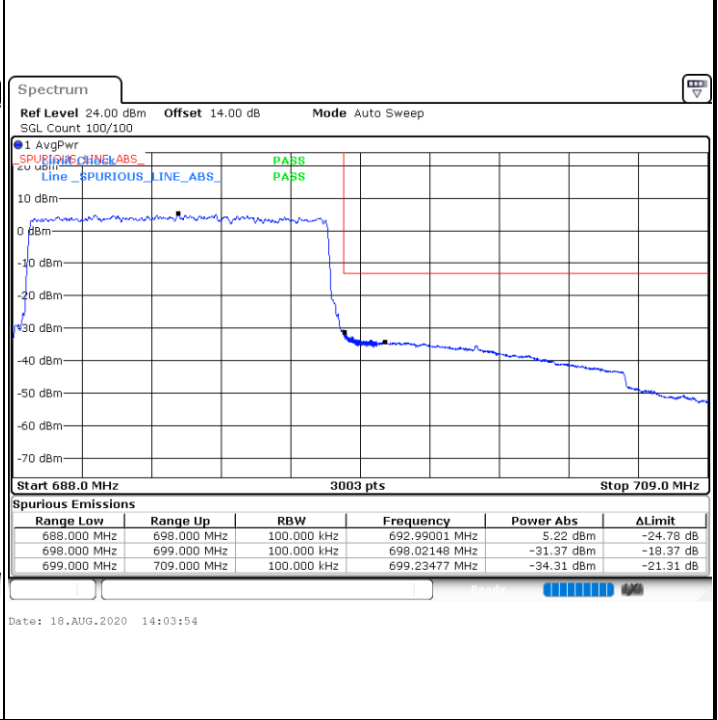
Highest Band Edge / 1 RB



Lowest Band Edge / Full RB



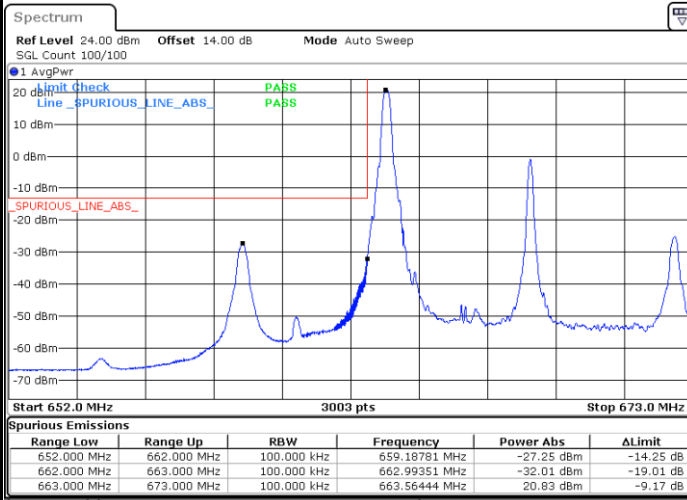
Highest Band Edge / Full RB





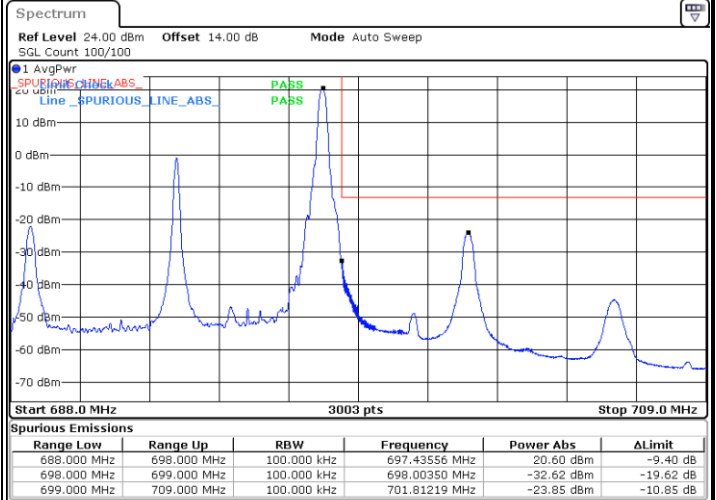
LTE Band 71 / 10MHz / 16QAM

Lowest Band Edge / 1 RB



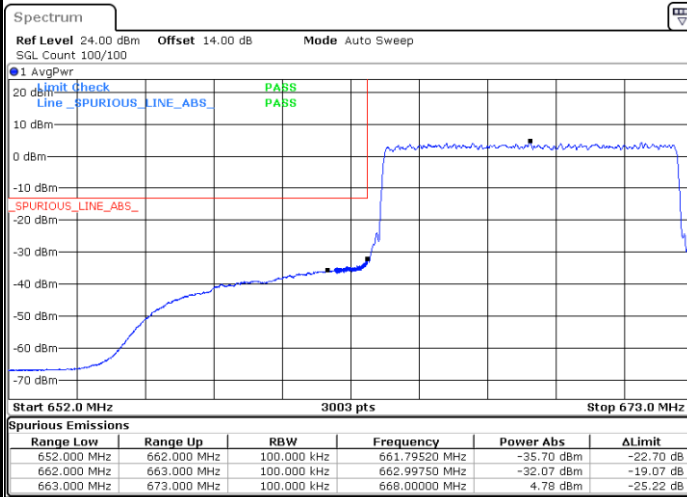
Date: 18.AUG.2020 13:52:01

Highest Band Edge / 1 RB



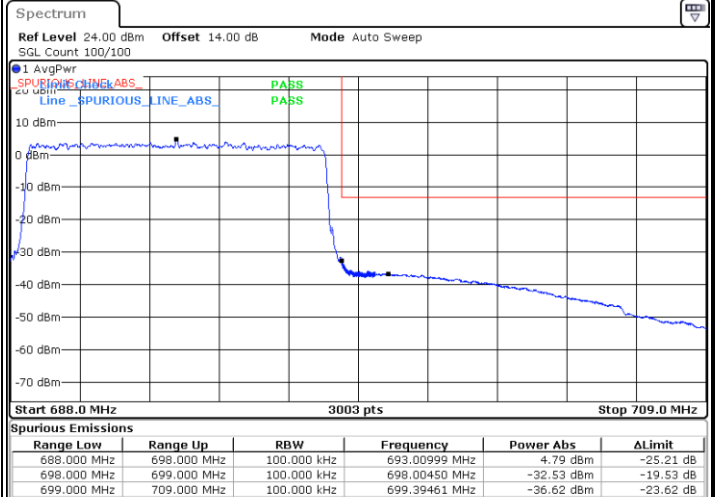
Date: 18.AUG.2020 14:00:51

Lowest Band Edge / Full RB



Date: 18.AUG.2020 13:49:24

Highest Band Edge / Full RB

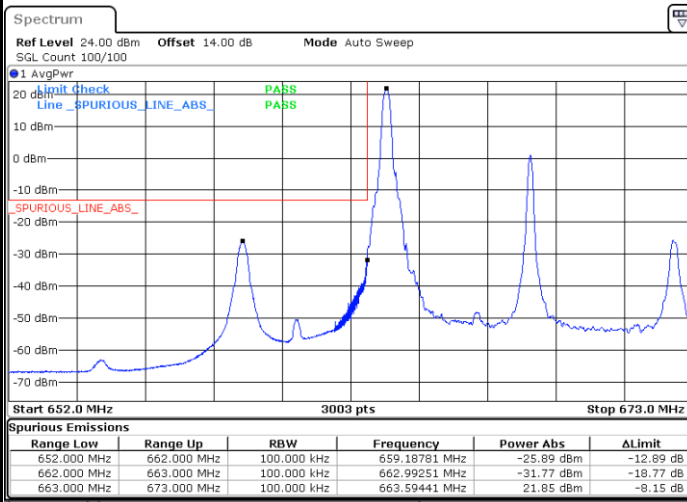


Date: 18.AUG.2020 14:02:58



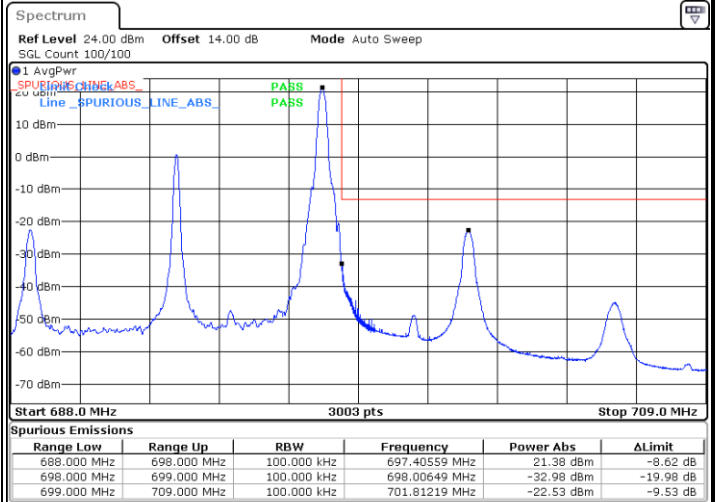
LTE Band 71 / 10MHz / 64QAM

Lowest Band Edge / 1 RB



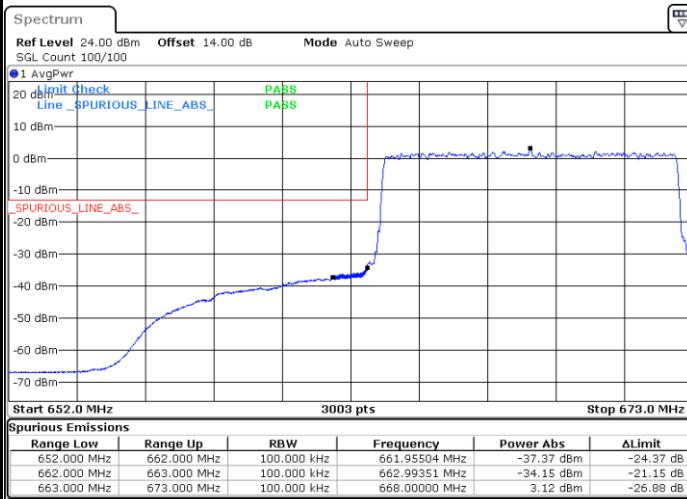
Date: 18.AUG.2020 13:50:46

Highest Band Edge / 1 RB



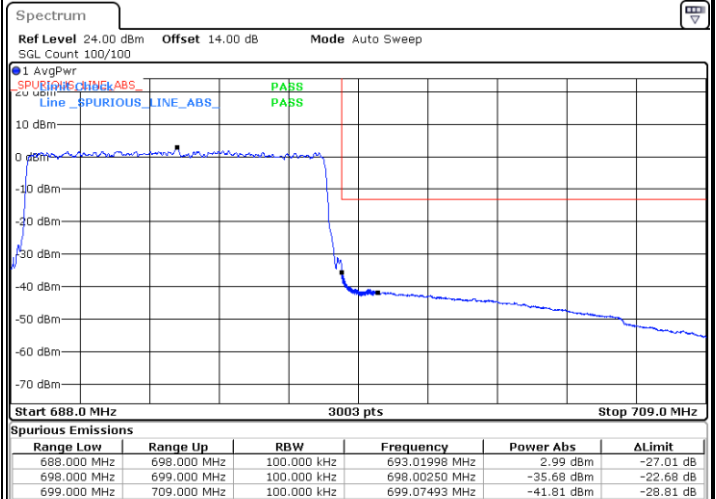
Date: 18.AUG.2020 14:01:29

Lowest Band Edge / Full RB



Date: 18.AUG.2020 13:50:03

Highest Band Edge / Full RB

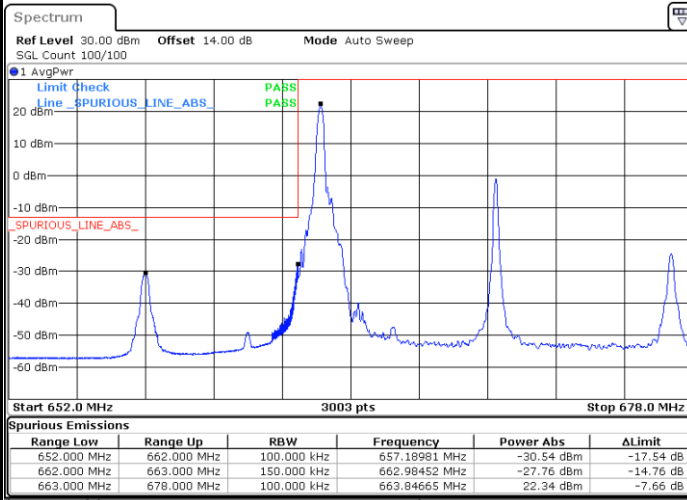


Date: 18.AUG.2020 14:02:17



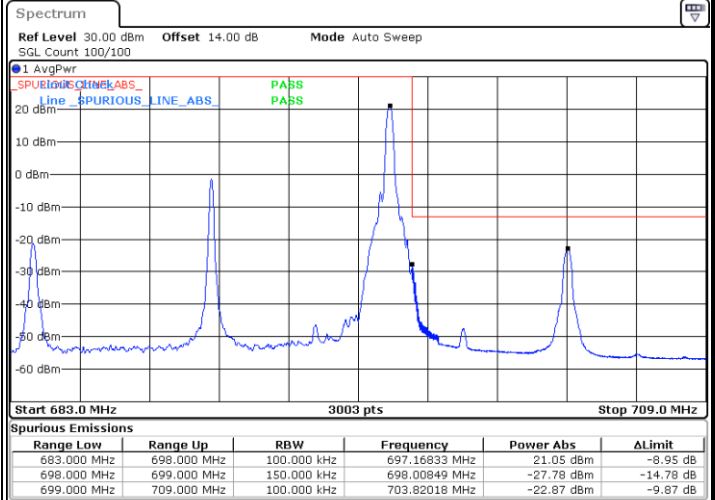
LTE Band 71 / 15MHz / QPSK

Lowest Band Edge / 1 RB



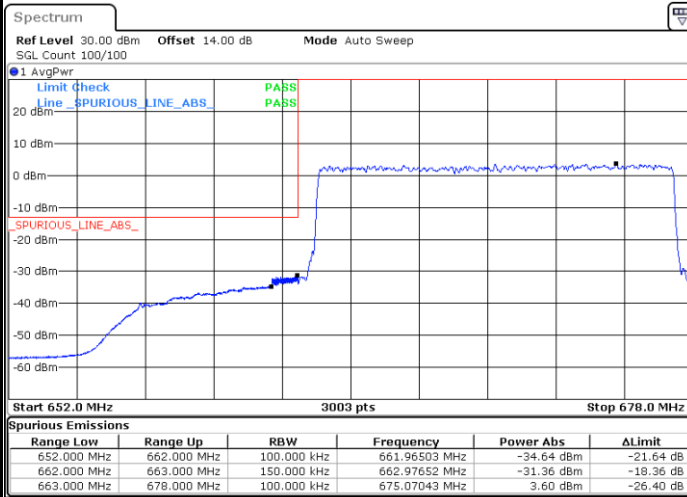
Date: 18.AUG.2020 14:10:28

Highest Band Edge / 1 RB



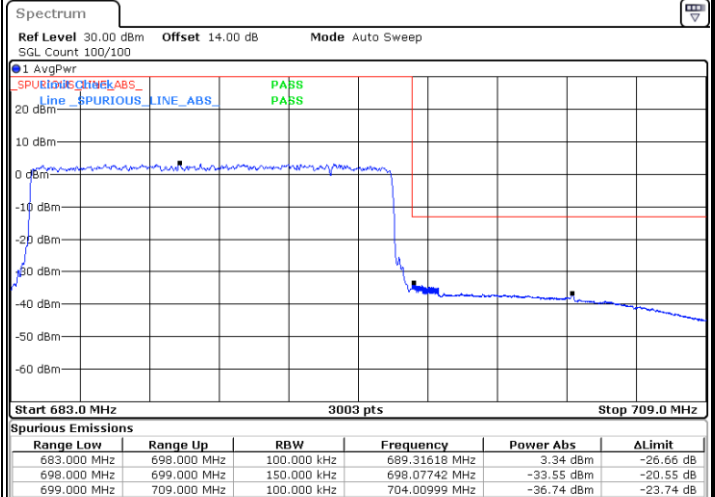
Date: 18.AUG.2020 14:17:54

Lowest Band Edge / Full RB



Date: 18.AUG.2020 14:05:31

Highest Band Edge / Full RB

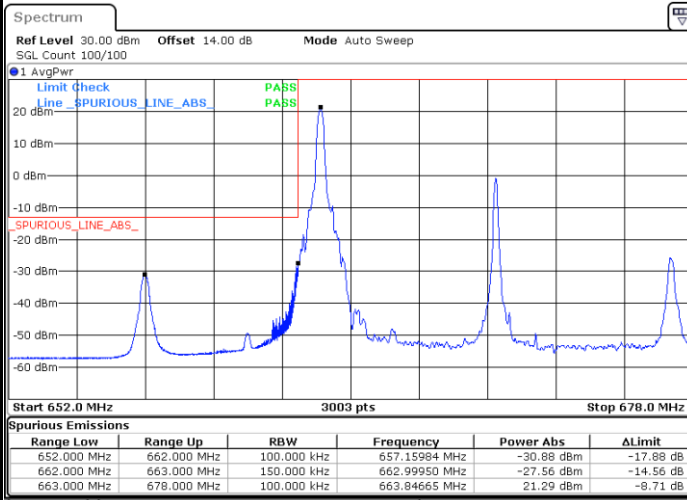


Date: 18.AUG.2020 14:21:55



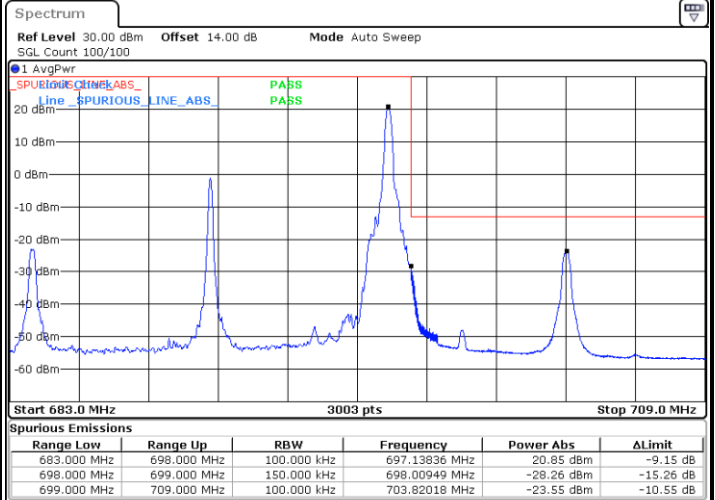
LTE Band 71 / 15MHz / 16QAM

Lowest Band Edge / 1 RB



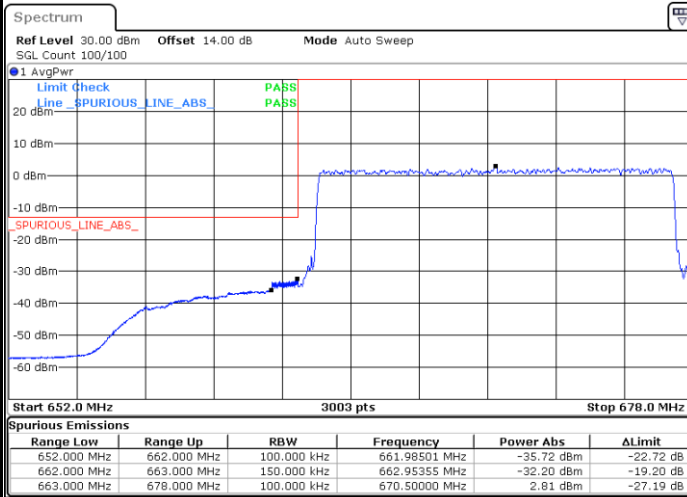
Date: 18.AUG.2020 14:09:04

Highest Band Edge / 1 RB



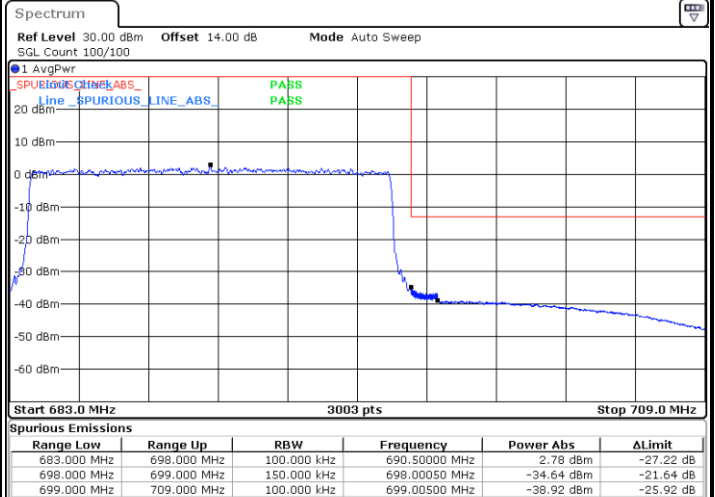
Date: 18.AUG.2020 14:18:44

Lowest Band Edge / Full RB



Date: 18.AUG.2020 14:06:25

Highest Band Edge / Full RB

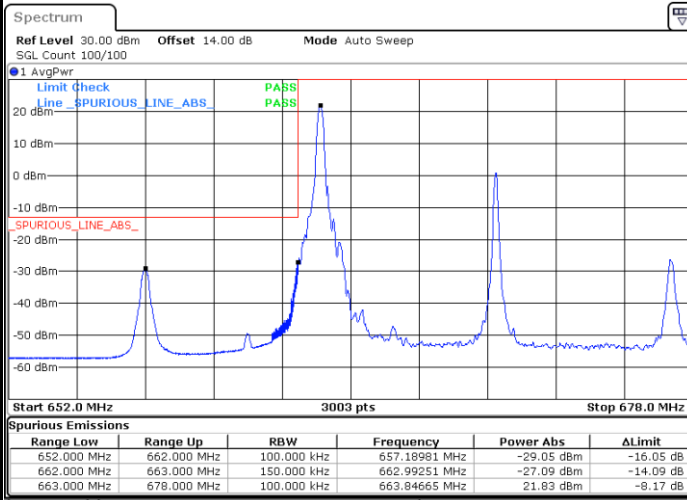


Date: 18.AUG.2020 14:21:12



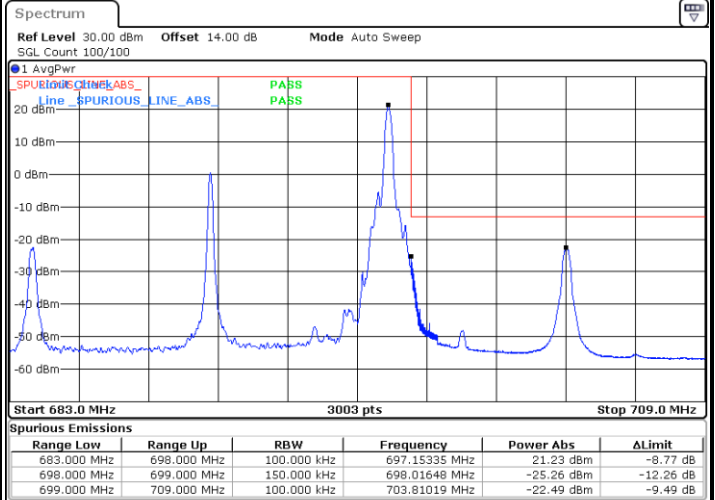
LTE Band 71 / 15MHz / 64QAM

Lowest Band Edge / 1 RB



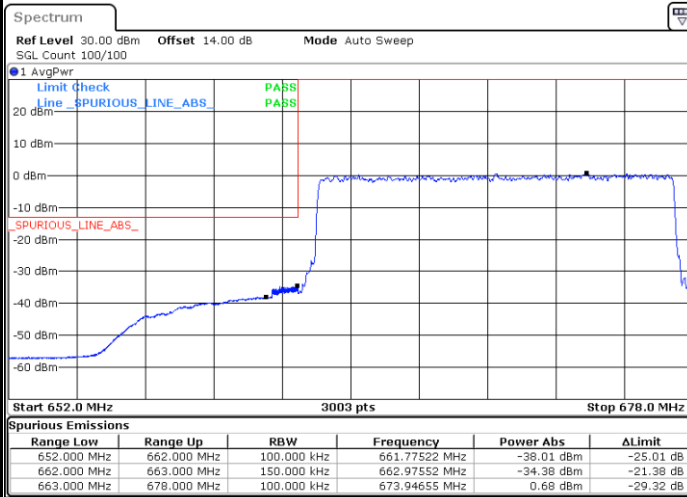
Date: 18.AUG.2020 14:07:46

Highest Band Edge / 1 RB



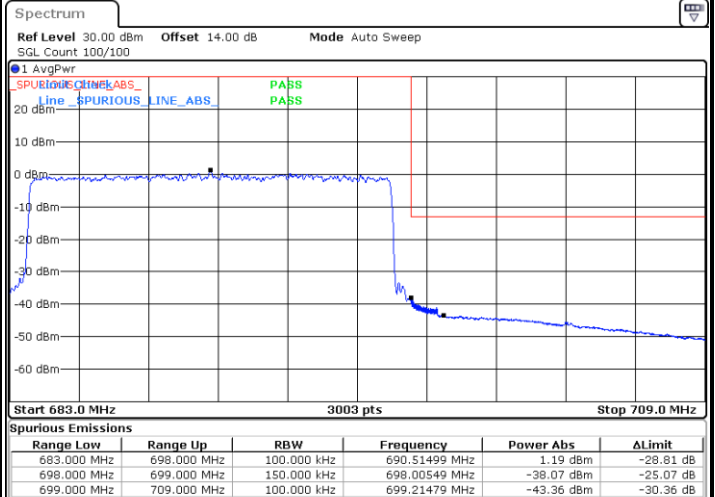
Date: 18.AUG.2020 14:19:45

Lowest Band Edge / Full RB

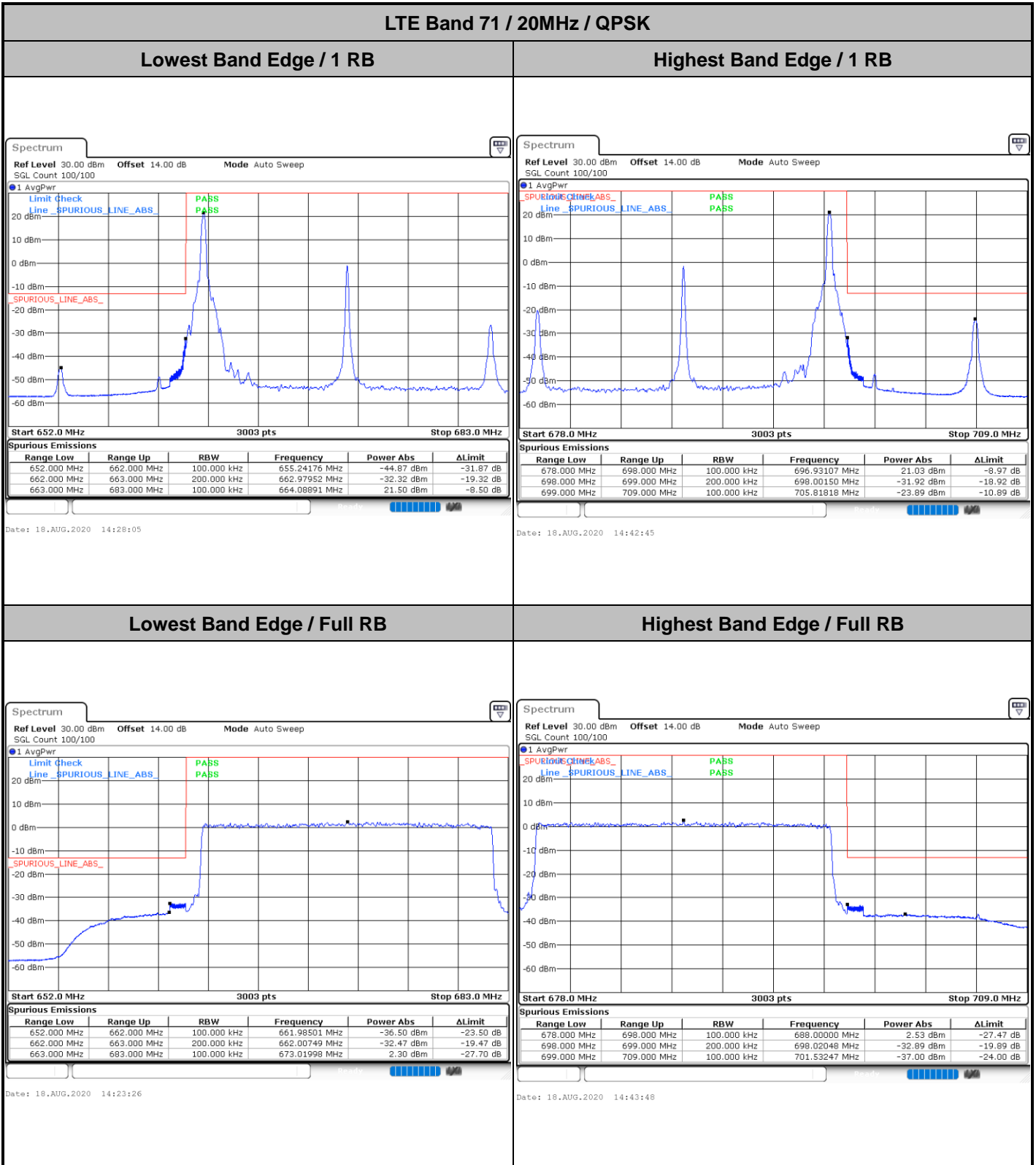


Date: 18.AUG.2020 14:07:05

Highest Band Edge / Full RB



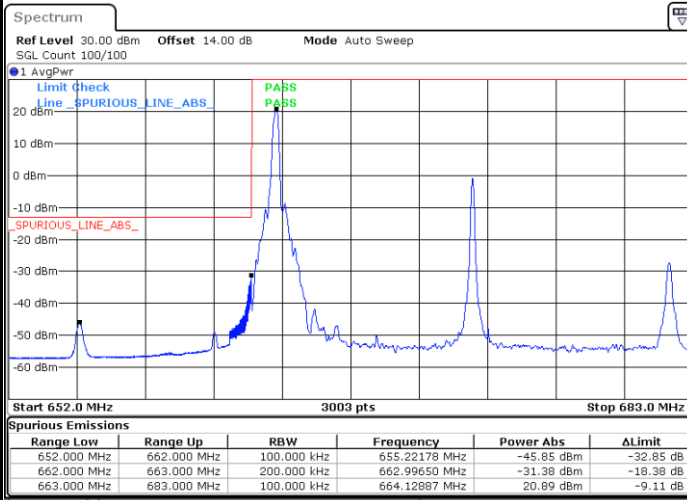
Date: 18.AUG.2020 14:20:31





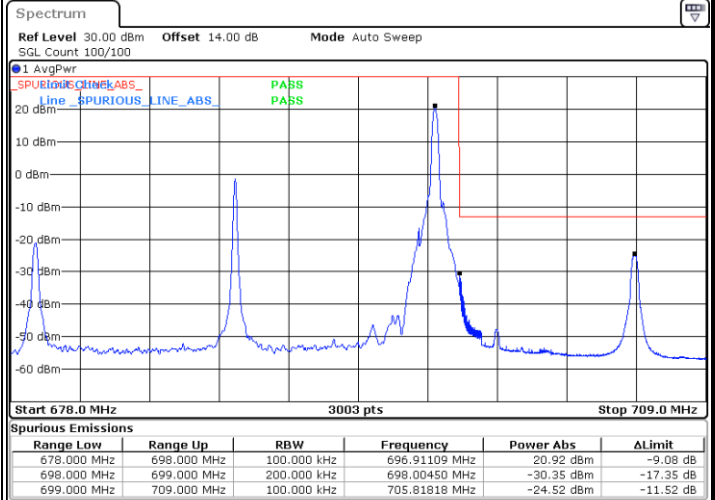
LTE Band 71 / 20MHz / 16QAM

Lowest Band Edge / 1 RB



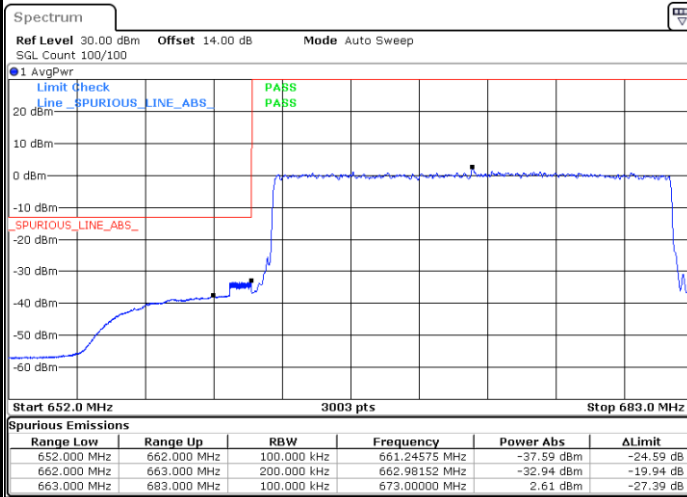
Date: 18.AUG.2020 14:26:43

Highest Band Edge / 1RB



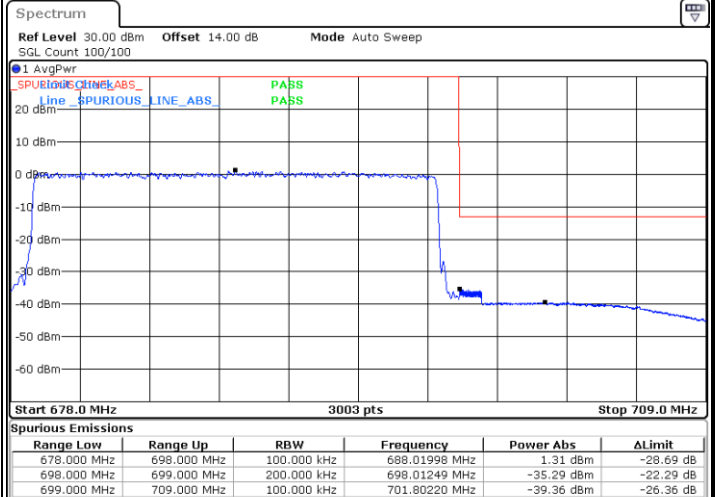
Date: 18.AUG.2020 14:42:12

Lowest Band Edge / Full RB



Date: 18.AUG.2020 14:24:06

Highest Band Edge / Full RB

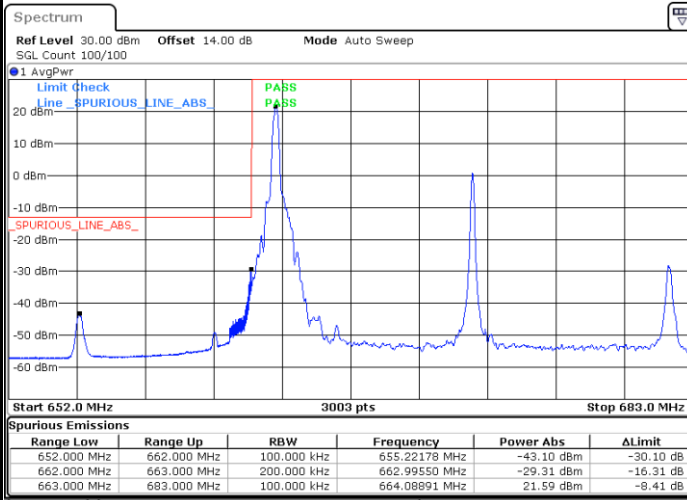


Date: 18.AUG.2020 14:44:31



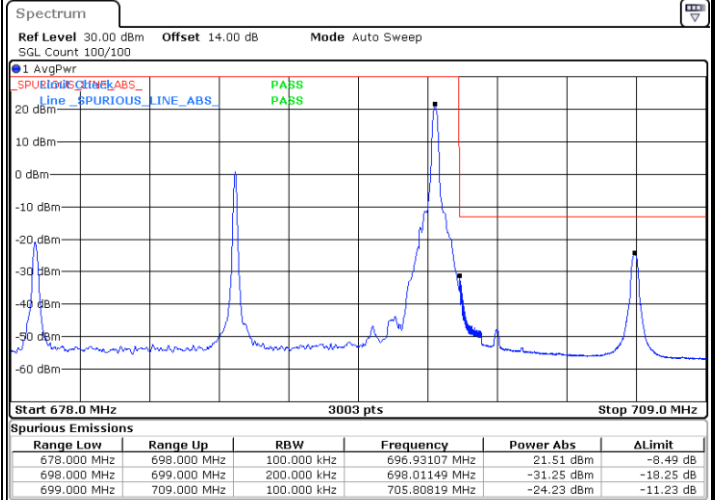
LTE Band 71 / 20MHz / 64QAM

Lowest Band Edge / 1 RB



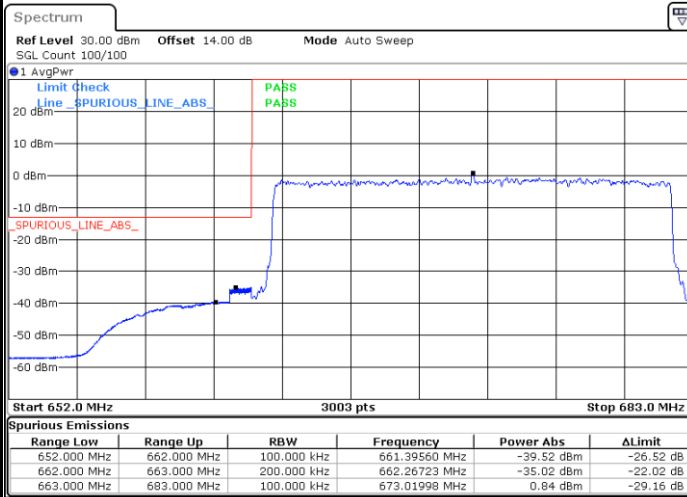
Date: 18.AUG.2020 14:25:31

Highest Band Edge / 1 RB



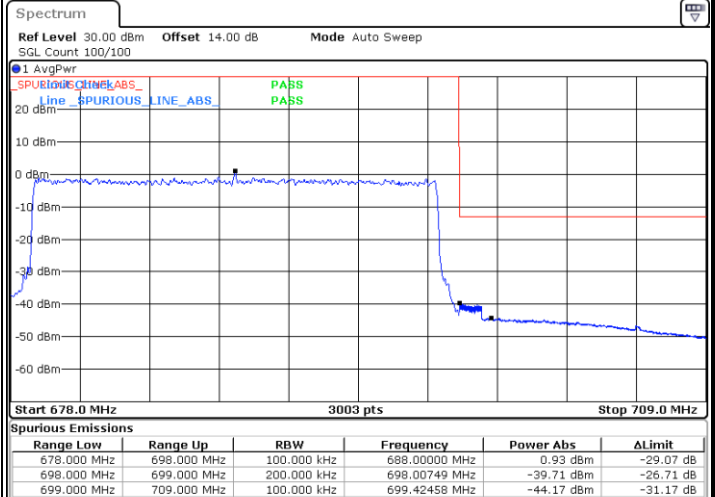
Date: 18.AUG.2020 14:41:34

Lowest Band Edge / Full RB



Date: 18.AUG.2020 14:24:49

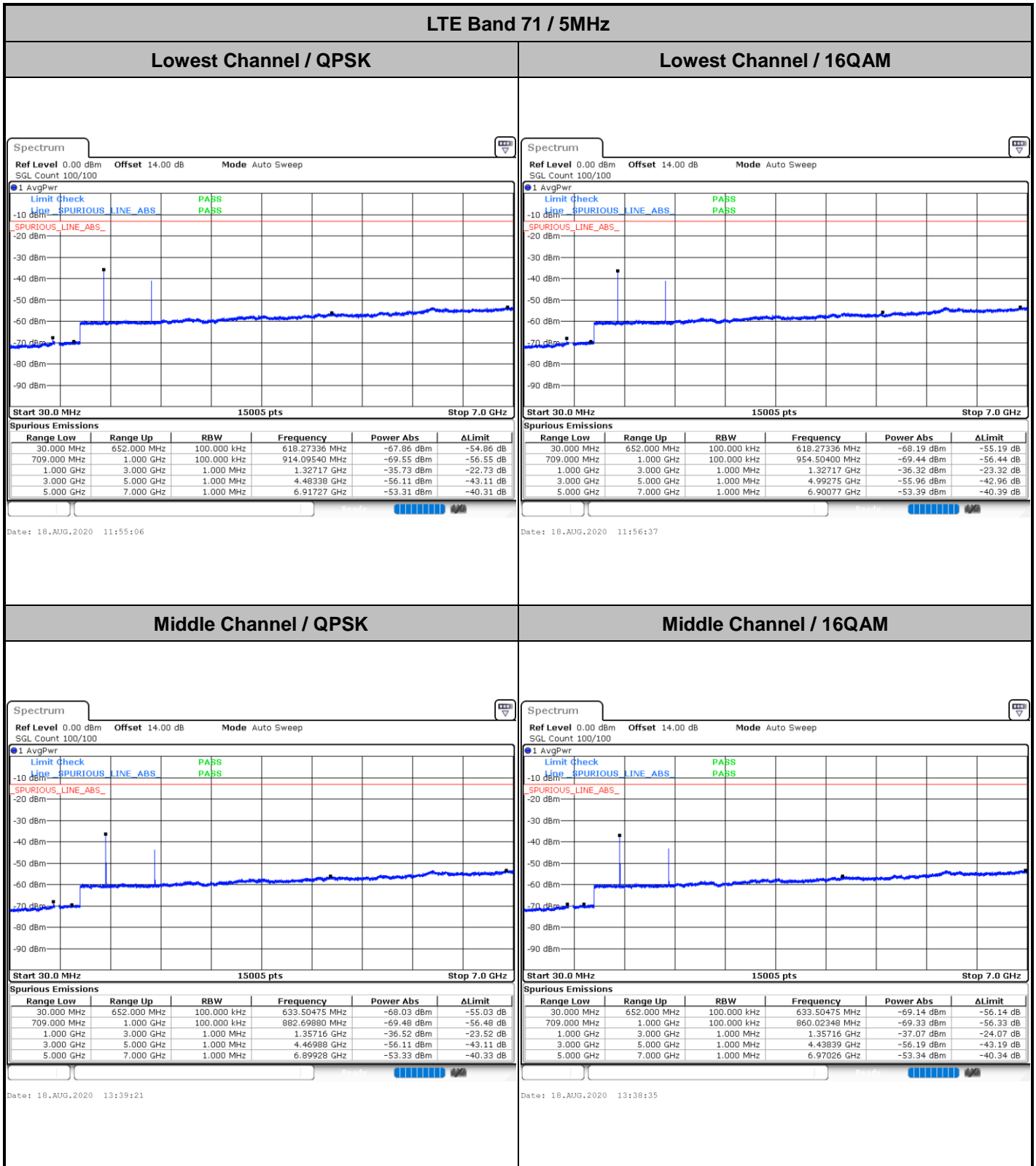
Highest Band Edge / Full RB



Date: 18.AUG.2020 14:45:21



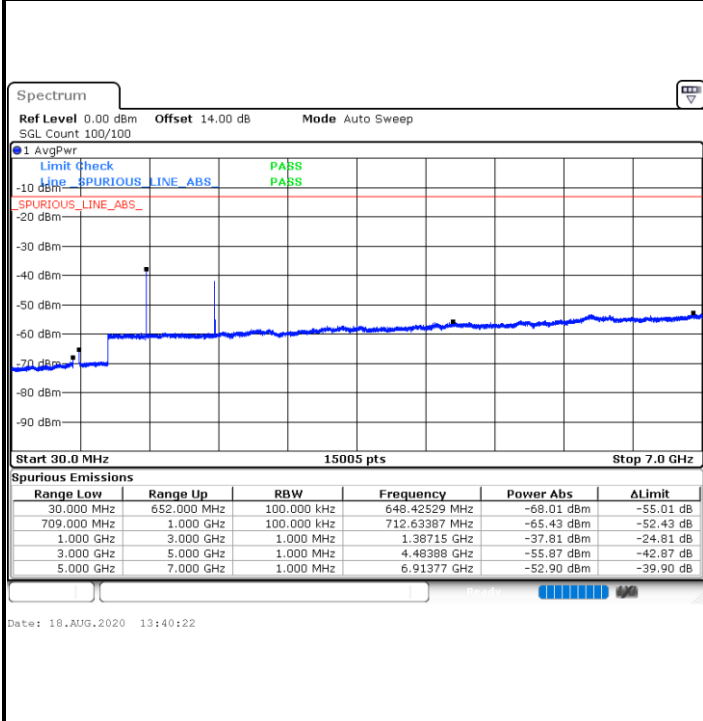
Conducted Spurious Emission



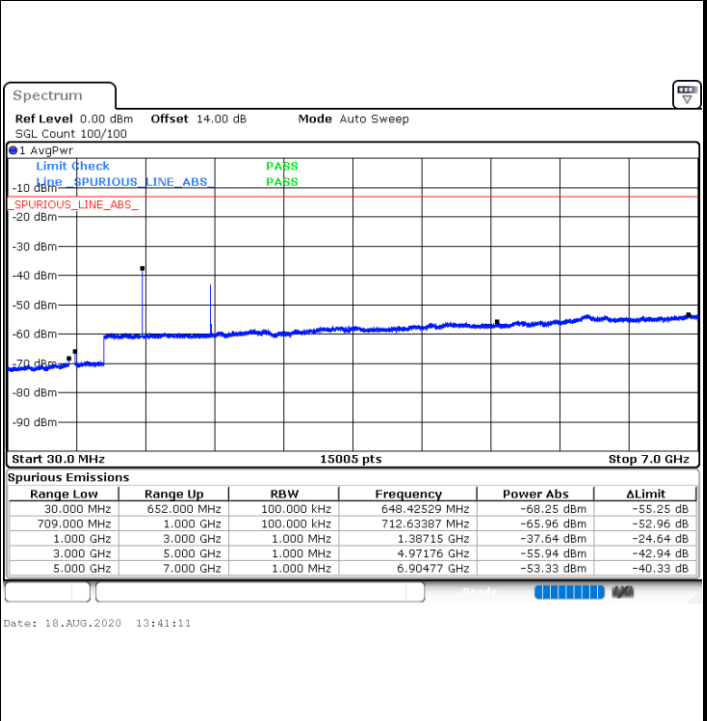


LTE Band 71 / 5MHz

Highest Channel / QPSK

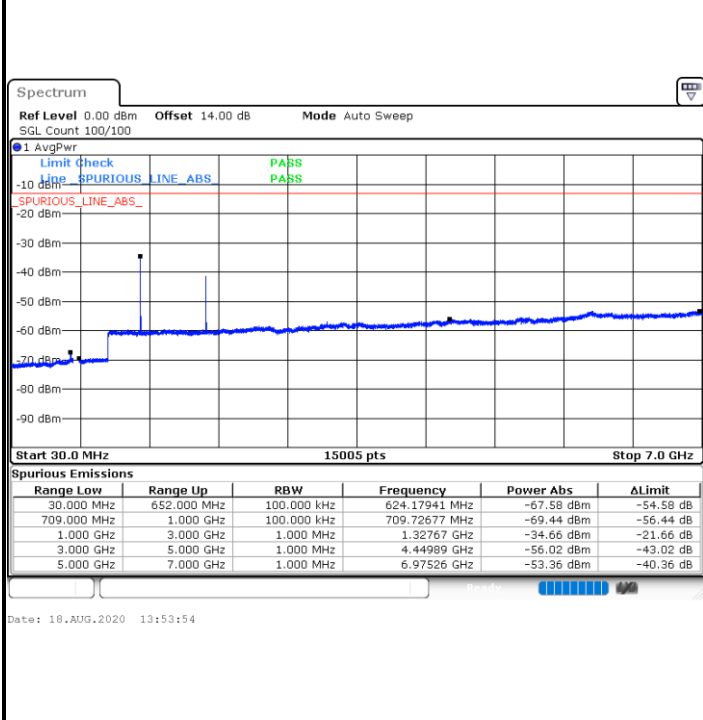


Highest Channel / 16QAM

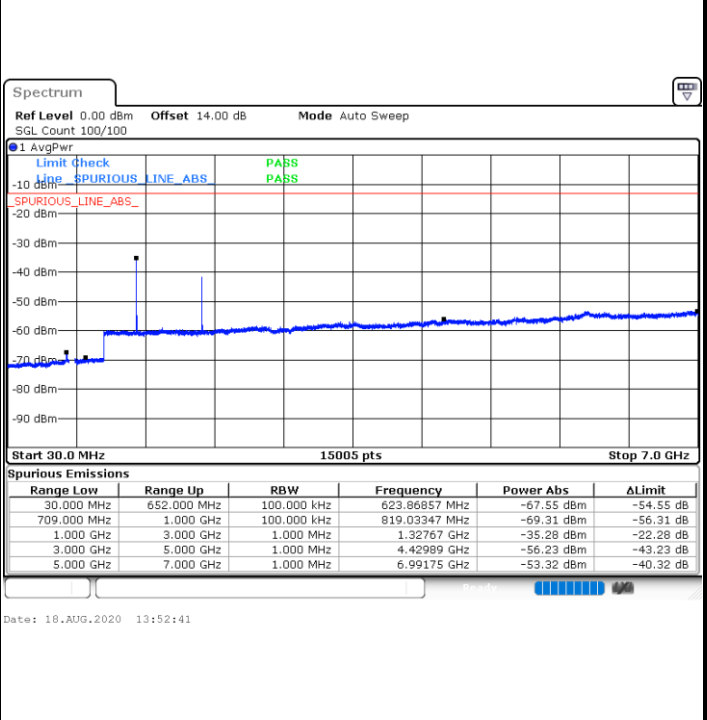


LTE Band 71 / 10MHz

Lowest Channel / QPSK



Lowest Channel / 16QAM

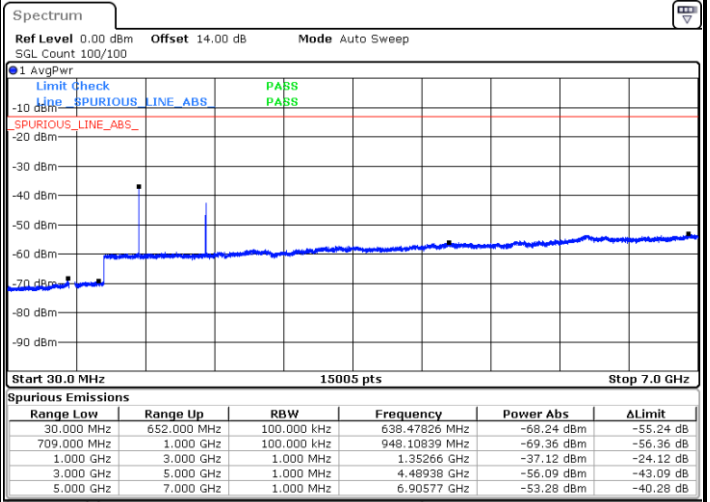
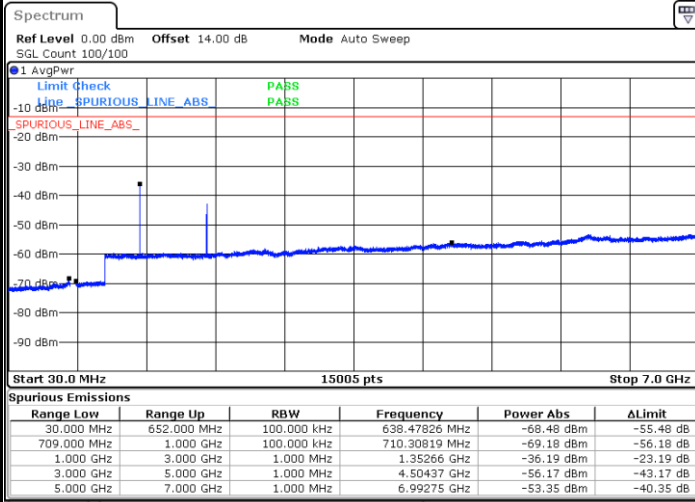




LTE Band 71 / 10MHz

Middle Channel / QPSK

Middle Channel / 16QAM

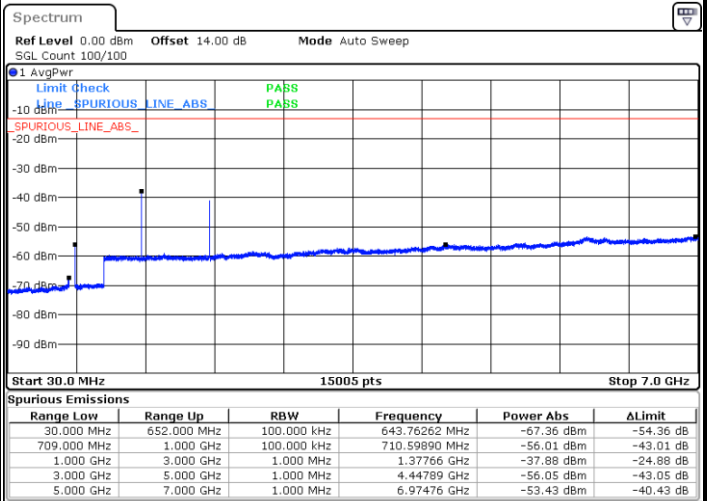
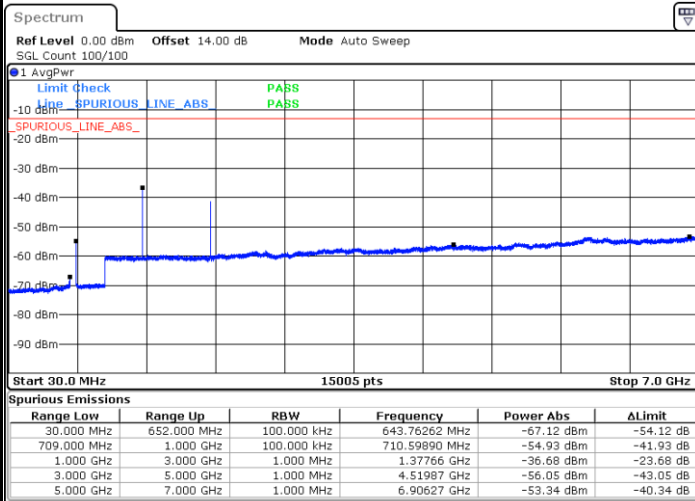


Date: 18.AUG.2020 13:54:51

Date: 18.AUG.2020 13:55:41

Highest Channel / QPSK

Highest Channel / 16QAM



Date: 18.AUG.2020 13:58:58

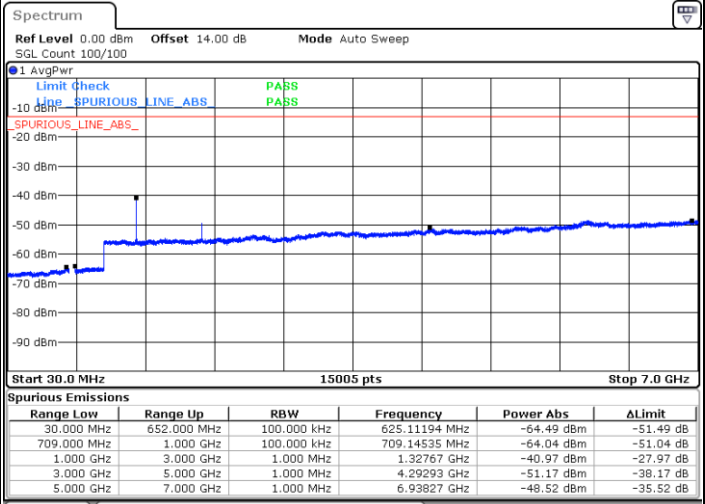
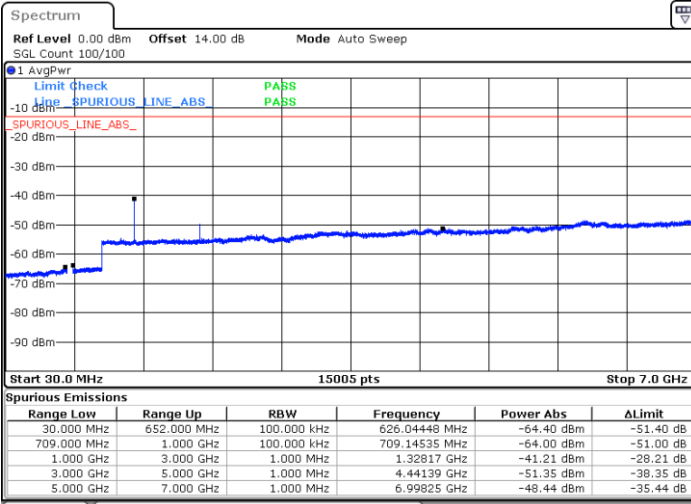
Date: 18.AUG.2020 13:57:59



LTE Band 71 / 15MHz

Lowest Channel / QPSK

Lowest Channel / 16QAM

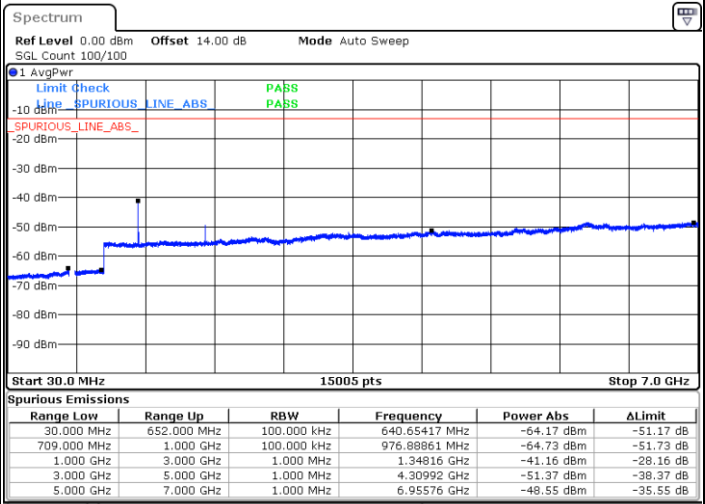
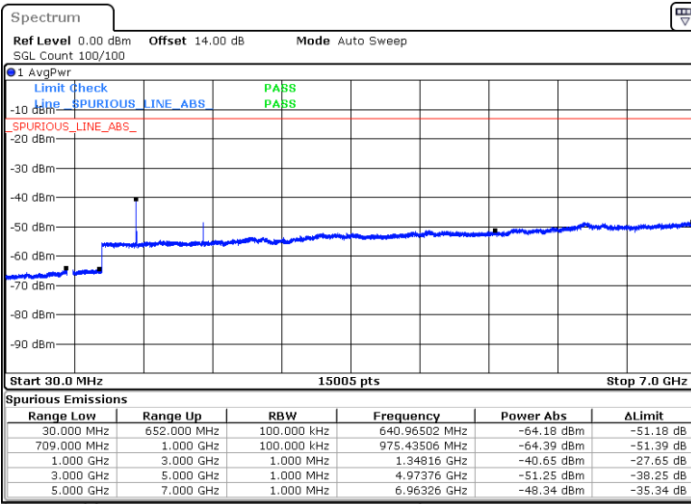


Date: 18.AUG.2020 14:11:26

Date: 18.AUG.2020 14:09:50

Middle Channel / QPSK

Middle Channel / 16QAM



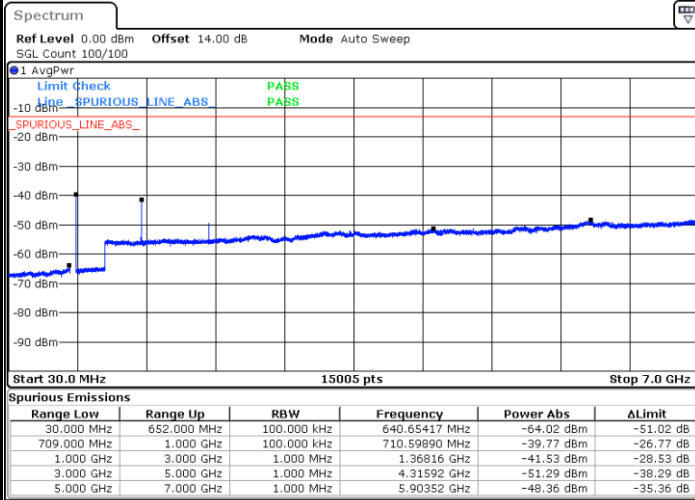
Date: 18.AUG.2020 14:12:35

Date: 18.AUG.2020 14:13:40



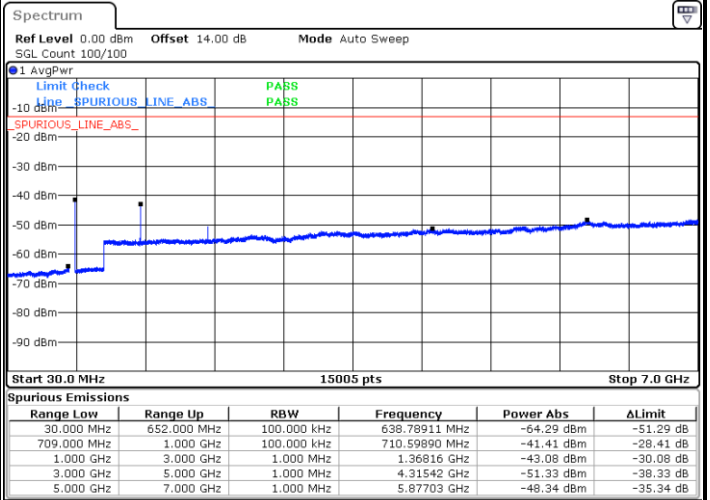
LTE Band71 / 15MHz

Highest Channel / QPSK



Date: 18.AUG.2020 14:17:00

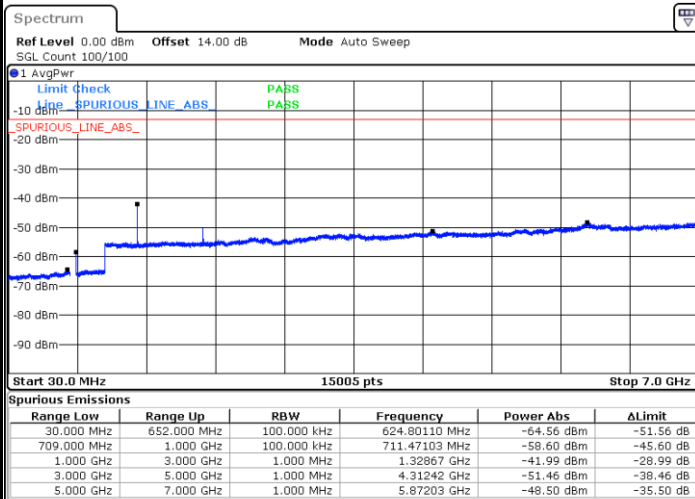
Highest Channel / 16QAM



Date: 18.AUG.2020 14:16:14

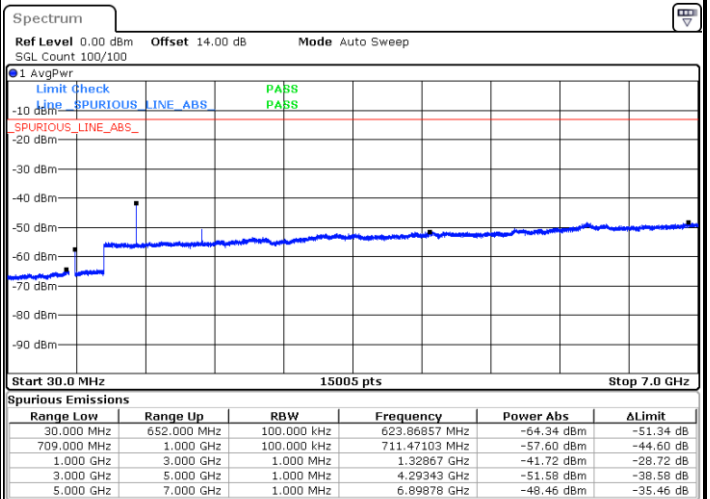
LTE Band 71 / 20MHz

Lowest Channel / QPSK



Date: 18.AUG.2020 14:28:47

Lowest Channel / 16QAM



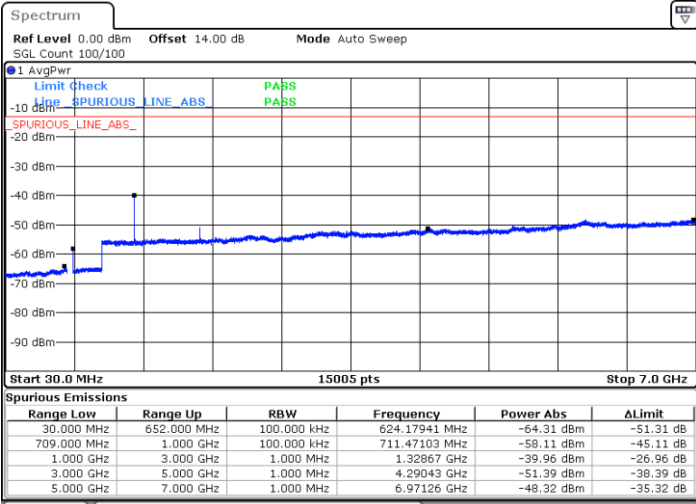
Date: 18.AUG.2020 14:27:19



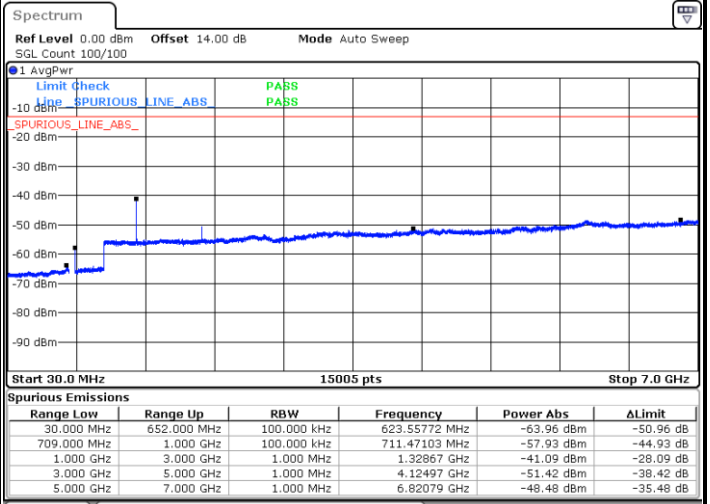
LTE Band 71 / 20MHz

Middle Channel / QPSK

Middle Channel / 16QAM



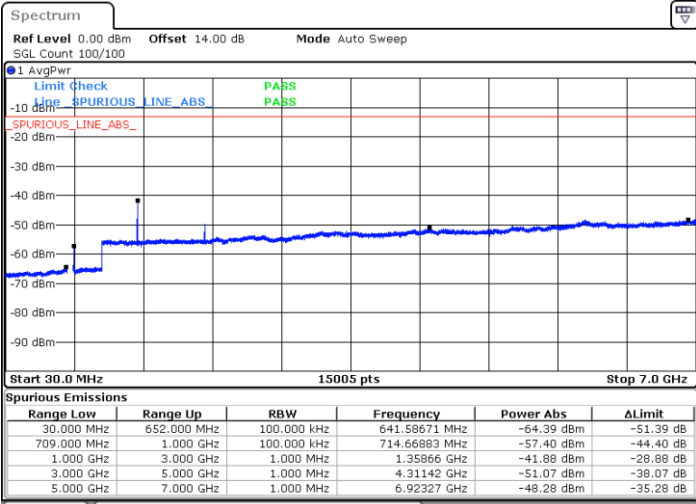
Date: 18.AUG.2020 14:35:01



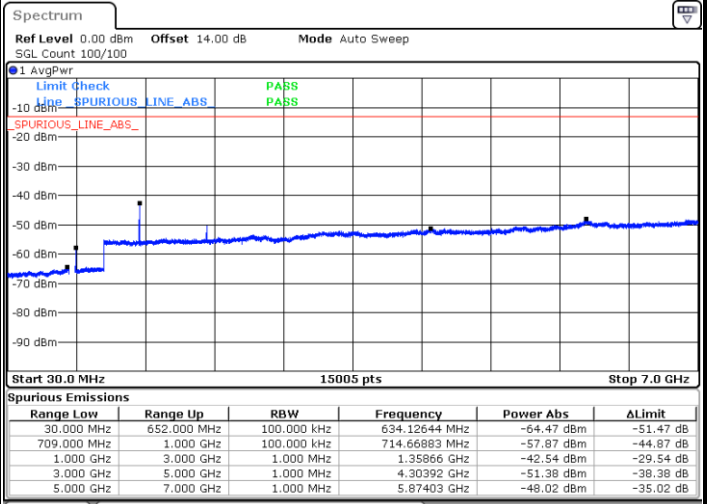
Date: 18.AUG.2020 14:34:10

Highest Channel / QPSK

Highest Channel / 16QAM



Date: 18.AUG.2020 14:36:32



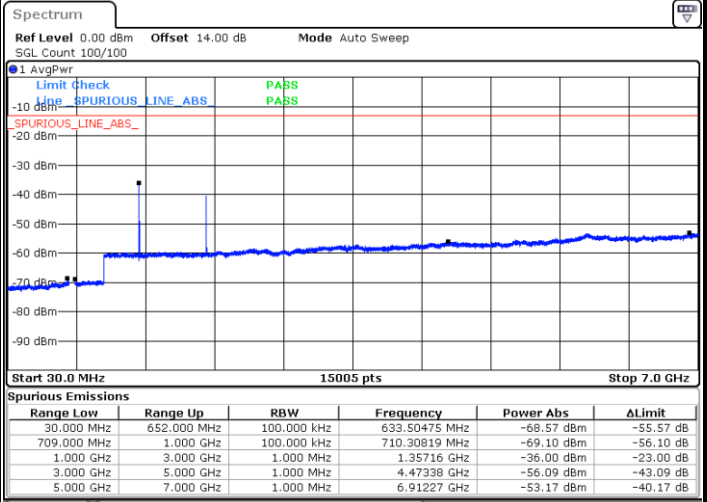
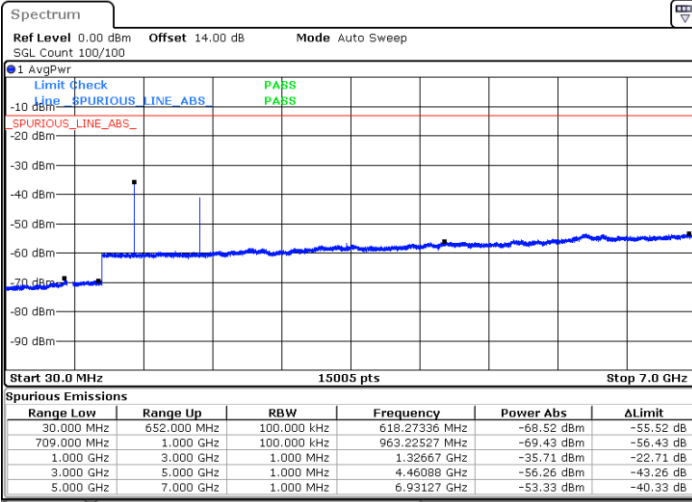
Date: 18.AUG.2020 14:37:33



LTE Band 71 / 5MHz

Lowest Channel / 64QAM

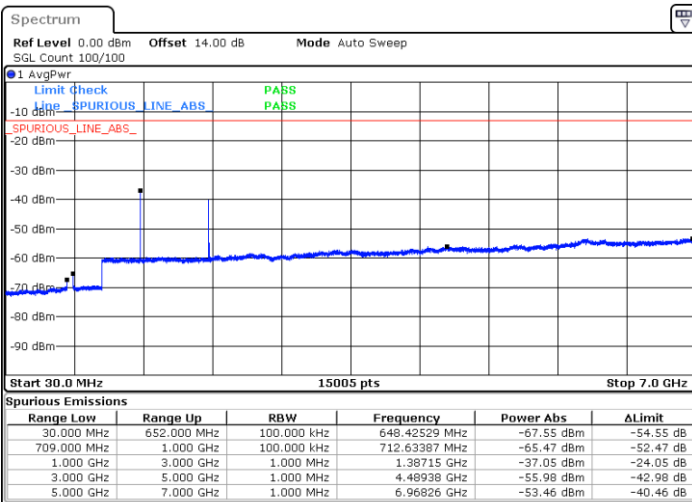
Middle Channel / 64QAM



Date: 18.AUG.2020 11:58:02

Date: 18.AUG.2020 12:00:08

Highest Channel / 64QAM



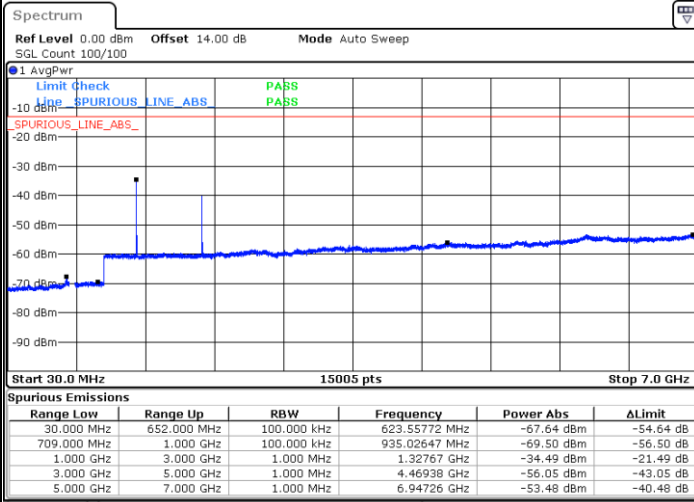
Date: 18.AUG.2020 13:41:54



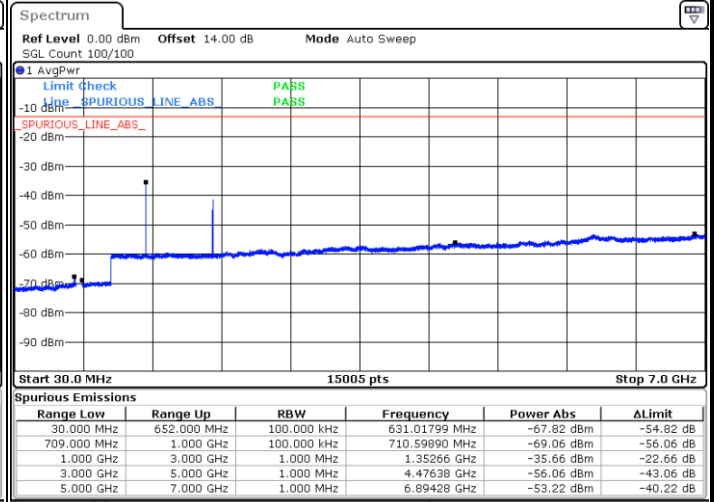
LTE Band 71 / 10MHz

Lowest Channel / 64QAM

Middle Channel / 64QAM

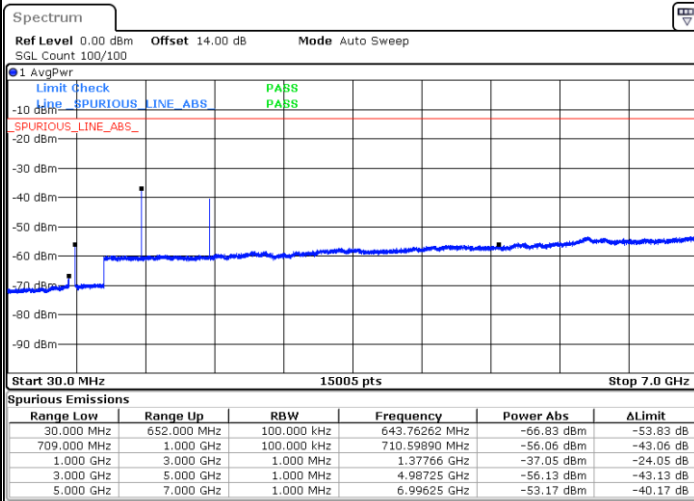


Date: 18.AUG.2020 13:51:23



Date: 18.AUG.2020 13:56:25

Highest Channel / 64QAM



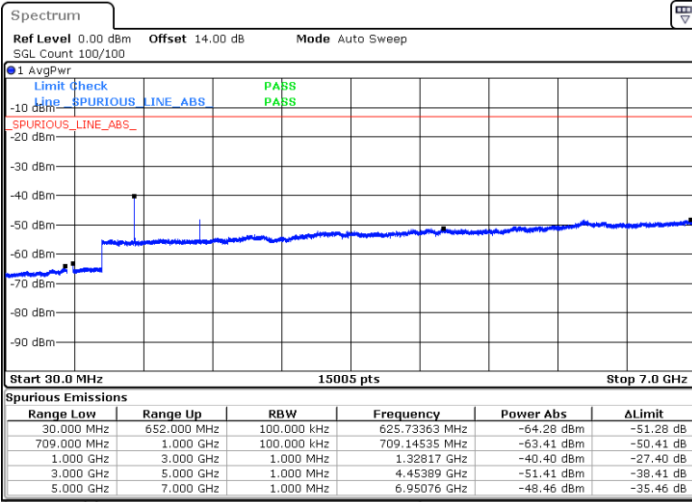
Date: 18.AUG.2020 13:57:15



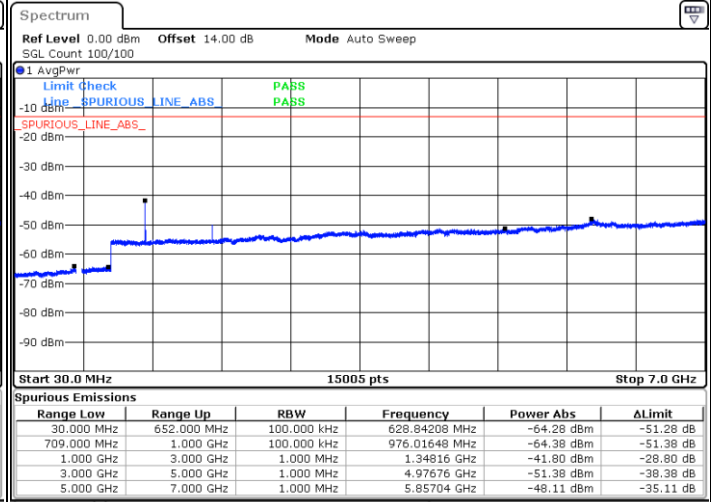
LTE Band 71 / 15MHz

Lowest Channel / 64QAM

Middle Channel / 64QAM

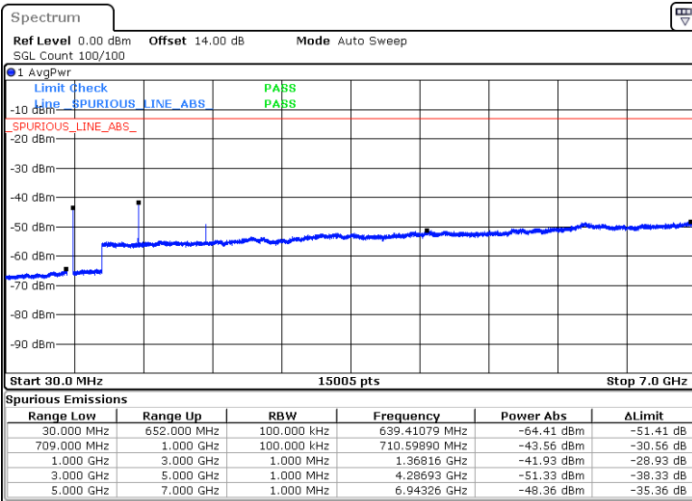


Date: 18.AUG.2020 14:08:27



Date: 18.AUG.2020 14:14:33

Highest Channel / 64QAM



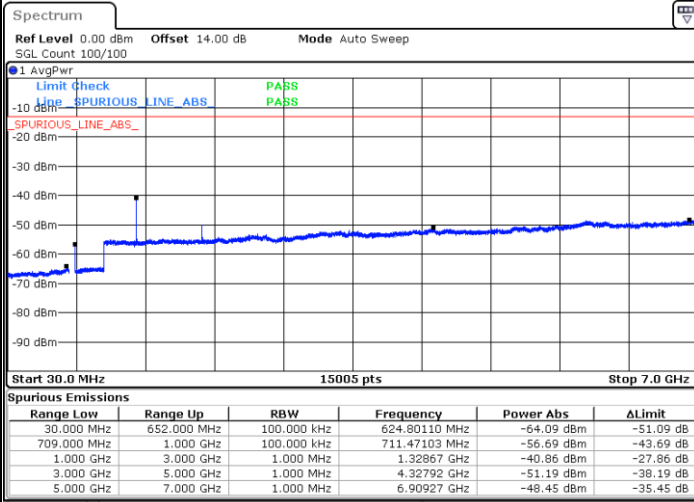
Date: 18.AUG.2020 14:15:32



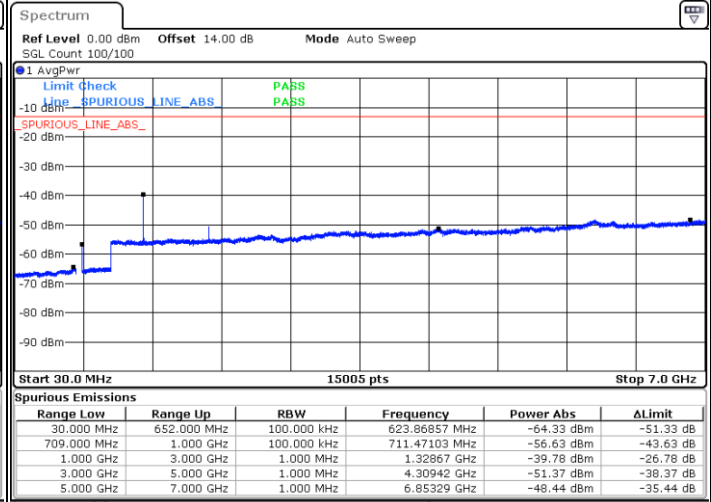
LTE Band 71 / 20MHz

Lowest Channel / 64QAM

Middle Channel / 64QAM

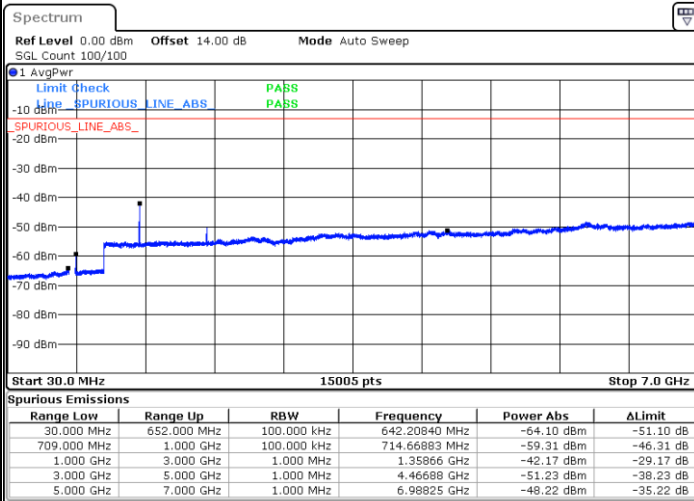


Date: 18.AUG.2020 14:26:08



Date: 18.AUG.2020 14:33:19

Highest Channel / 64QAM



Date: 18.AUG.2020 14:38:34



Frequency Stability

Test Conditions		LTE Band 71 (QPSK) / Middle Channel	Limit
Temperature (°C)	Voltage (Volt)	BW 10MHz	Note 2.
		Deviation (ppm)	Result
50	Normal Voltage	0.0088	PASS
40	Normal Voltage	0.0062	
30	Normal Voltage	0.0007	
20(Ref.)	Normal Voltage	0.0000	
10	Normal Voltage	0.0009	
0	Normal Voltage	0.0032	
-10	Normal Voltage	0.0022	
-20	Normal Voltage	0.0003	
-30	Normal Voltage	0.0009	
20	Maximum Voltage	0.0010	
20	Normal Voltage	0.0015	
20	Battery End Point	0.0022	

Note:

1. Normal Voltage =3.8 V. ; Battery End Point (BEP) =3.6 V. ; Maximum Voltage =4.4 V.
2. The frequency fundamental emissions stay within the authorized frequency block.



Appendix B. Test Results of Radiated Test

Radiated Spurious Emission

LTE Band 25 / 20MHz / QPSK								
Channel	Frequency (MHz)	EIRP (dBm)	Limit (dBm)	Over Limit (dB)	S.G. Power (dBm)	TX Cable loss (dB)	TX Antenna Gain (dBi)	Polarization (H/V)
Lowest	3702	-59.73	-13	-46.73	-71.99	2.64	14.90	H
	5553	-55.53	-13	-42.53	-67.39	2.94	14.80	H
	7404	-50.59	-13	-37.59	-60.36	3.39	13.16	H
	3702	-59.76	-13	-46.76	-72.02	2.64	14.90	V
	5553	-55.10	-13	-42.10	-66.96	2.94	14.80	V
	7404	-49.99	-13	-36.99	-59.76	3.39	13.16	V
Middle	3747	-59.45	-13	-46.45	-71.71	2.64	14.90	H
	5622	-55.16	-13	-42.16	-67.02	2.94	14.80	H
	7500	-49.95	-13	-36.95	-59.72	3.39	13.16	H
	3747	-59.70	-13	-46.70	-71.96	2.64	14.90	V
	5622	-55.25	-13	-42.25	-67.11	2.94	14.80	V
	7500	-49.85	-13	-36.85	-59.62	3.39	13.16	V
Highest	3792	-60.07	-13	-47.07	-72.33	2.64	14.90	H
	5688	-55.53	-13	-42.53	-67.39	2.94	14.80	H
	7584	-49.98	-13	-36.98	-59.75	3.39	13.16	H
	3792	-59.64	-13	-46.64	-71.90	2.64	14.90	V
	5688	-55.43	-13	-42.43	-67.29	2.94	14.80	V
	7584	-49.49	-13	-36.49	-59.26	3.39	13.16	V

Remark: Spurious emissions within 30-1000MHz were found more than 20dB below limit line.



LTE Band 26 / 15MHz / QPSK								
Channel	Frequency (MHz)	ERP (dBm)	Limit (dBm)	Over Limit (dB)	S.G. Power (dBm)	TX Cable loss (dB)	TX Antenna Gain (dBi)	Polarization (H/V)
Lowest	1650	-68.34	-13	-55.34	-75.31	1.58	10.70	H
	2474	-66.07	-13	-53.07	-74.32	2.102	12.50	H
	3300	-63.45	-13	-50.45	-72.34	2.856	13.90	H
	1650	-68.15	-13	-55.15	-75.12	1.58	10.70	V
	2474	-65.39	-13	-52.39	-73.64	2.10	12.50	V
	3300	-63.82	-13	-50.82	-72.71	2.86	13.90	V
Middle	1660	-68.15	-13	-55.15	-75.12	1.58	10.70	H
	2490	-65.47	-13	-52.47	-73.72	2.102	12.50	H
	3318	-63.69	-13	-50.69	-72.58	2.856	13.90	H
	1660	-67.67	-13	-54.67	-74.64	1.58	10.70	V
	2490	-65.20	-13	-52.20	-73.45	2.10	12.50	V
	3318	-63.56	-13	-50.56	-72.45	2.86	13.90	V
Highest	1670	-68.23	-13	-55.23	-75.20	1.58	10.70	H
	2504	-65.52	-13	-52.52	-73.77	2.102	12.50	H
	3342	-63.78	-13	-50.78	-72.67	2.856	13.90	H
	1670	-67.88	-13	-54.88	-74.85	1.58	10.70	V
	2504	-65.52	-13	-52.52	-73.77	2.10	12.50	V
	3342	-63.46	-13	-50.46	-72.35	2.86	13.90	V

Remark: Spurious emissions within 30-1000MHz were found more than 20dB below limit line.



LTE Band 66 / 20MHz / QPSK								
Channel	Frequency (MHz)	EIRP (dBm)	Limit (dBm)	Over Limit (dB)	S.G. Power (dBm)	TX Cable loss (dB)	TX Antenna Gain (dBi)	Polarization (H/V)
Lowest	3423	-60.83	-13	-47.83	-71.57	2.604	13.34	H
	5133	-56.51	-13	-43.51	-67.02	3.011	13.52	H
	6840	-52.37	-13	-39.37	-62.57	3.271	13.47	H
	3423	-61.06	-13	-48.06	-71.80	2.604	13.34	V
	5133	-56.67	-13	-43.67	-67.18	3.011	13.52	V
	6840	-51.89	-13	-38.89	-62.09	3.271	13.47	V
Middle	3471	-58.57	-13	-45.57	-69.31	2.604	13.34	H
	5208	-54.86	-13	-41.86	-65.37	3.011	13.52	H
	6948	-51.92	-13	-38.92	-62.12	3.271	13.47	H
	3471	-60.21	-13	-47.21	-70.95	2.604	13.34	V
	5208	-55.12	-13	-42.12	-65.63	3.011	13.52	V
	6948	-51.91	-13	-38.91	-62.11	3.271	13.47	V
Highest	3522	-60.45	-13	-47.45	-71.19	2.604	13.34	H
	5283	-55.38	-13	-42.38	-65.89	3.011	13.52	H
	7044	-51.73	-13	-38.73	-61.93	3.271	13.47	H
	3522	-60.85	-13	-47.85	-71.59	2.604	13.34	V
	5283	-56.01	-13	-43.01	-66.52	3.011	13.52	V
	7044	-51.59	-13	-38.59	-61.79	3.271	13.47	V

Remark: Spurious emissions within 30-1000MHz were found more than 20dB below limit line.



LTE Band 71 / 20MHz / QPSK								
Channel	Frequency (MHz)	ERP (dBm)	Limit (dBm)	Over Limit (dB)	S.G. Power (dBm)	TX Cable loss (dB)	TX Antenna Gain (dBi)	Polarization (H/V)
Lowest	1328	-68.84	-13	-55.84	-70.59	1.02	4.92	H
	1992	-67.34	-13	-54.34	-69.31	1.27	5.39	H
	2656	-64.77	-13	-51.77	-67.70	1.49	6.57	H
	3318	-63.20	-13	-50.20	-66.60	1.73	7.28	H
	1328	-68.74	-13	-55.74	-70.49	1.02	4.92	V
	1992	-66.97	-13	-53.97	-68.94	1.27	5.39	V
	2656	-64.44	-13	-51.44	-67.37	1.49	6.57	V
Middle	1348	-67.86	-13	-54.86	-69.61	1.02	4.92	H
	2022	-66.92	-13	-53.92	-68.89	1.27	5.39	H
	2696	-64.41	-13	-51.41	-67.34	1.49	6.57	H
	3372	-62.74	-13	-49.74	-66.14	1.73	7.28	H
	1348	-67.49	-13	-54.49	-69.24	1.02	4.92	V
	2022	-66.44	-13	-53.44	-68.41	1.27	5.39	V
	2696	-64.14	-13	-51.14	-67.07	1.49	6.57	V
Highest	3372	-62.56	-13	-49.56	-65.96	1.73	7.28	V
	1358	-68.22	-13	-55.22	-69.97	1.02	4.92	H
	2038	-66.63	-13	-53.63	-68.60	1.27	5.39	H
	2716	-64.59	-13	-51.59	-67.52	1.49	6.57	H
	3396	-62.59	-13	-49.59	-65.99	1.73	7.28	H
	1358	-67.68	-13	-54.68	-69.43	1.02	4.92	V
	2038	-66.28	-13	-53.28	-68.25	1.27	5.39	V
2716	-64.46	-13	-51.46	-67.39	1.49	6.57	V	
3396	-63.02	-13	-50.02	-66.42	1.73	7.28	V	

Remark: Spurious emissions within 30-1000MHz were found more than 20dB below limit line.