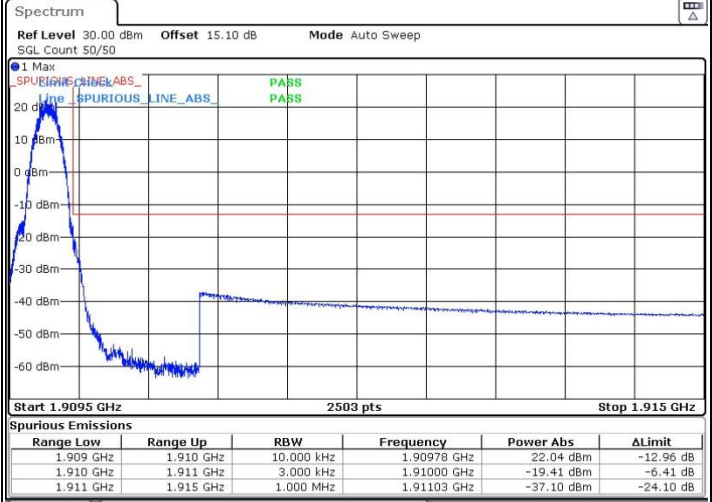
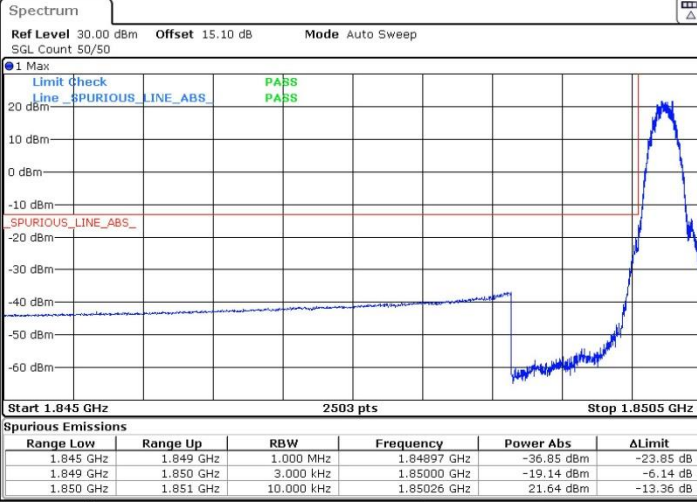




GSM1900 (GSM)

Lowest Band Edge

Highest Band Edge



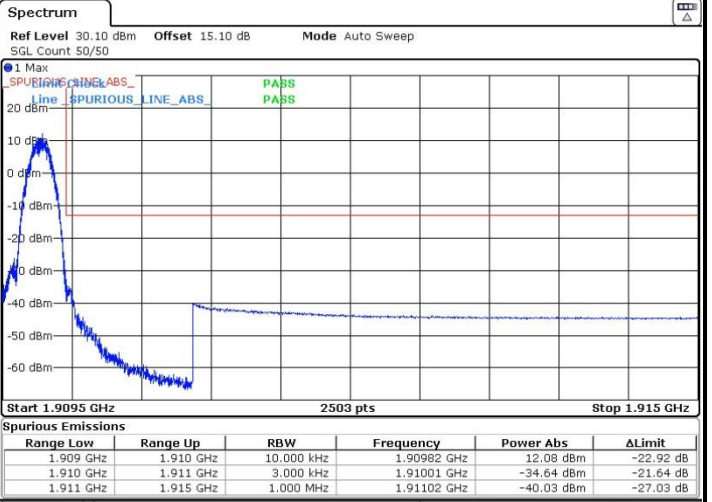
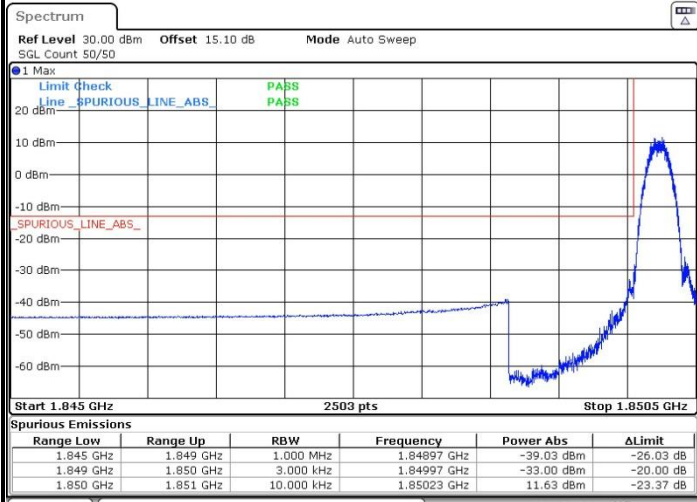
Date: 12.AUG.2020 22:24:17

Date: 12.AUG.2020 22:25:49

GSM1900 (EDGE class 8)

Lowest Band Edge

Highest Band Edge



Date: 12.AUG.2020 23:47:53

Date: 12.AUG.2020 23:51:24

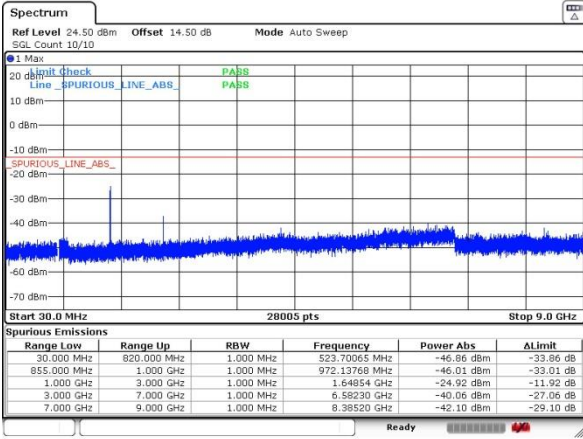


Conducted Spurious Emission



GSM850 (GSM)

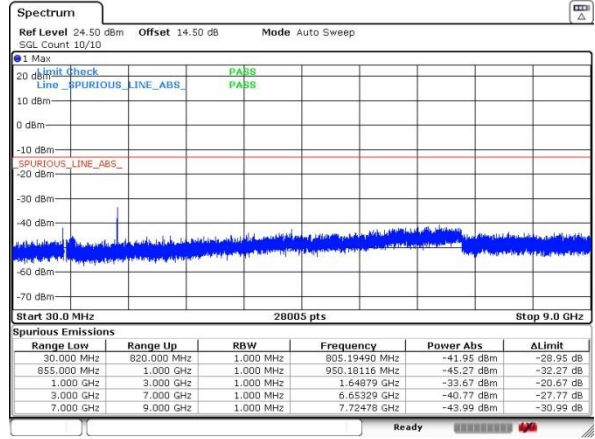
Lowest Channel



Date: 12.AUG.2020 23:04:43

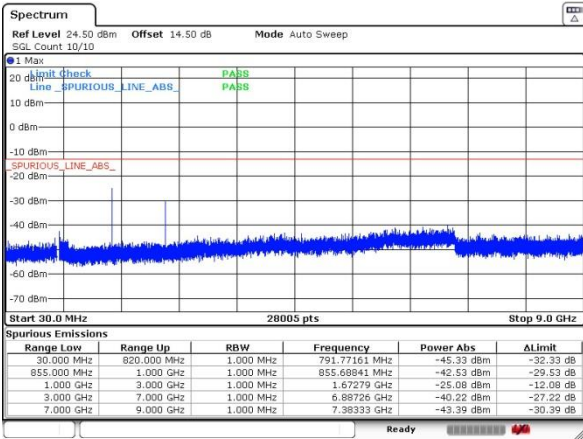
GSM850 (EDGE class 8)

Lowest Channel



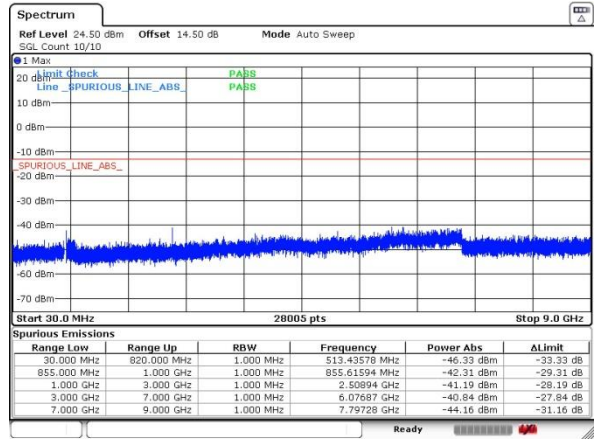
Date: 12.AUG.2020 23:12:31

Middle Channel



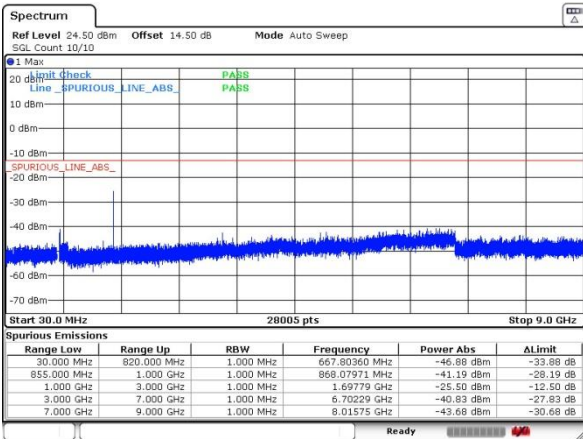
Date: 12.AUG.2020 23:05:23

Middle Channel



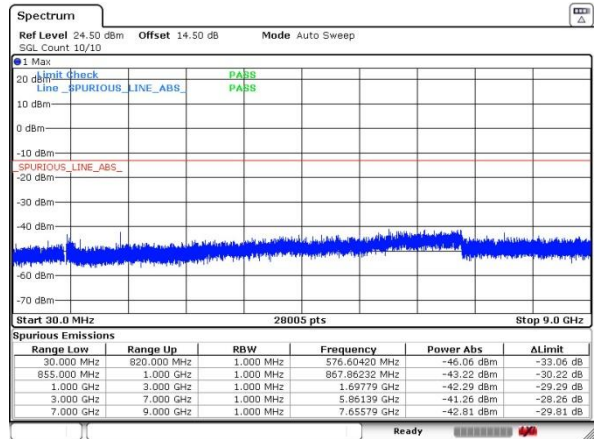
Date: 12.AUG.2020 23:12:04

Highest Channel



Date: 12.AUG.2020 23:05:48

Highest Channel

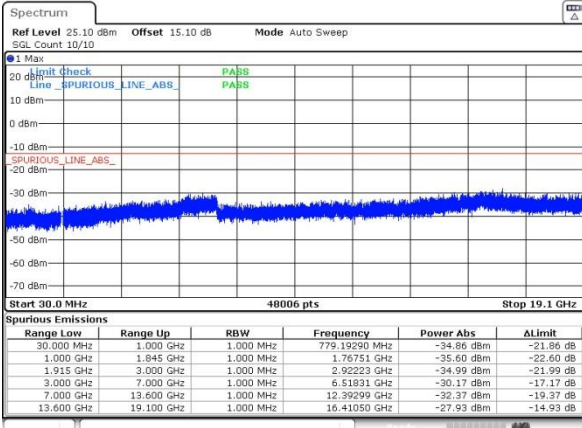


Date: 12.AUG.2020 23:12:27



GSM1900 (GSM)

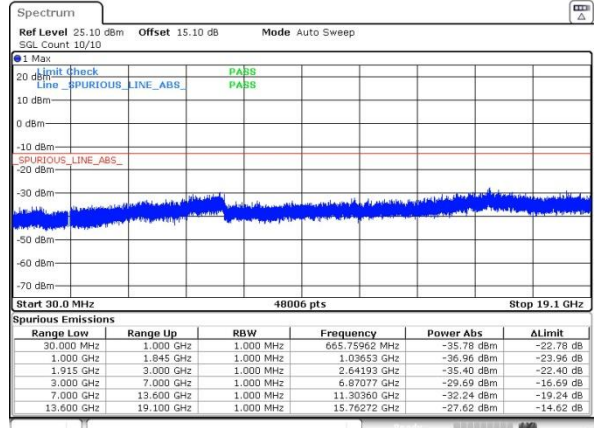
Lowest Channel



Date: 12.AUG.2020 22:27:30

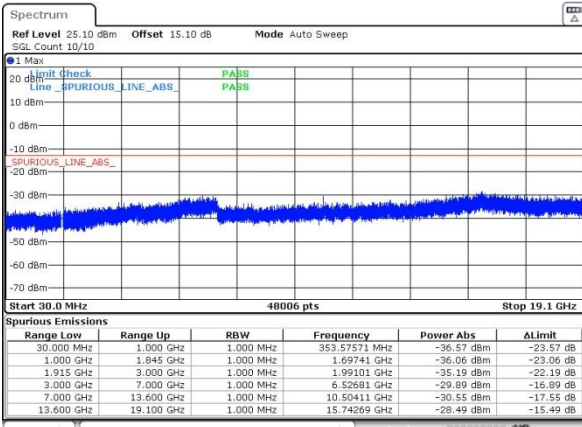
GSM1900 (EDGE class 8)

Lowest Channel



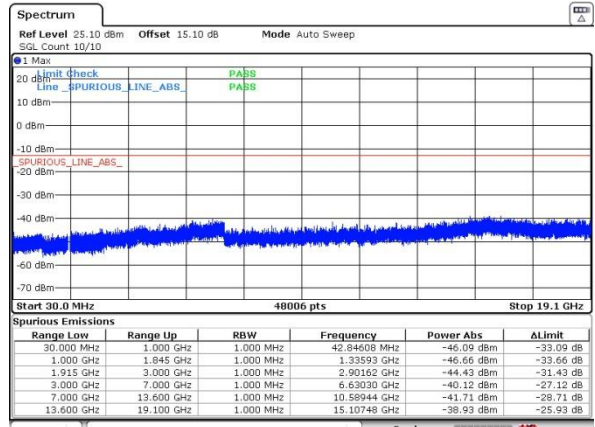
Date: 12.AUG.2020 23:53:39

Middle Channel



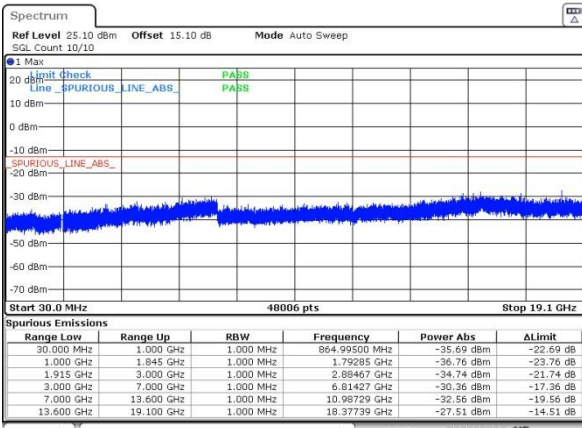
Date: 12.AUG.2020 22:28:56

Middle Channel



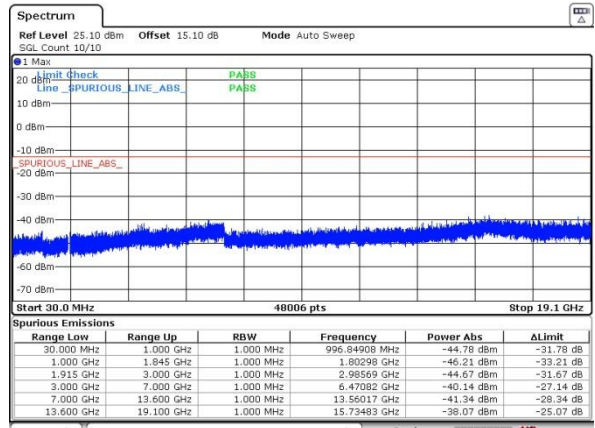
Date: 12.AUG.2020 23:54:21

Highest Channel



Date: 12.AUG.2020 22:30:22

Highest Channel



Date: 12.AUG.2020 23:55:09



Frequency Stability

Test Conditions	Middle Channel	GSM850 (GSM)	GSM850 (EDGE class 8)	Limit 2.5ppm
Temperature (°C)	Voltage (Volt)	Deviation (ppm)		Result
50	Normal Voltage	0.0191	0.0036	PASS
40	Normal Voltage	0.0120	0.0132	
30	Normal Voltage	0.0096	0.0087	
20(Ref.)	Normal Voltage	0.0000	0.0000	
10	Normal Voltage	0.0145	0.0155	
0	Normal Voltage	0.0079	0.0169	
-10	Normal Voltage	0.0176	0.0234	
-20	Normal Voltage	0.0160	0.0065	
-30	Normal Voltage	0.0143	0.0109	
20	Maximum Voltage	0.0130	0.0178	
20	Normal Voltage	0.0032	0.0203	
20	Battery End Point	0.0108	0.0224	

Test Conditions	Middle Channel	GSM1900 (GSM)	GSM1900 (EDGE class 8)	Limit Note 2.
Temperature (°C)	Voltage (Volt)	Deviation (ppm)		Result
50	Normal Voltage	0.0124	0.0027	PASS
40	Normal Voltage	0.0011	0.0134	
30	Normal Voltage	0.0118	0.0023	
20(Ref.)	Normal Voltage	0.0000	0.0000	
10	Normal Voltage	0.0145	0.0112	
0	Normal Voltage	0.0136	0.0135	
-10	Normal Voltage	0.0089	0.0174	
-20	Normal Voltage	0.0021	0.0127	
-30	Normal Voltage	0.0119	0.0119	
20	Maximum Voltage	0.0052	0.0018	
20	Normal Voltage	0.0015	0.0131	
20	Battery End Point	0.0058	0.0181	



Note:

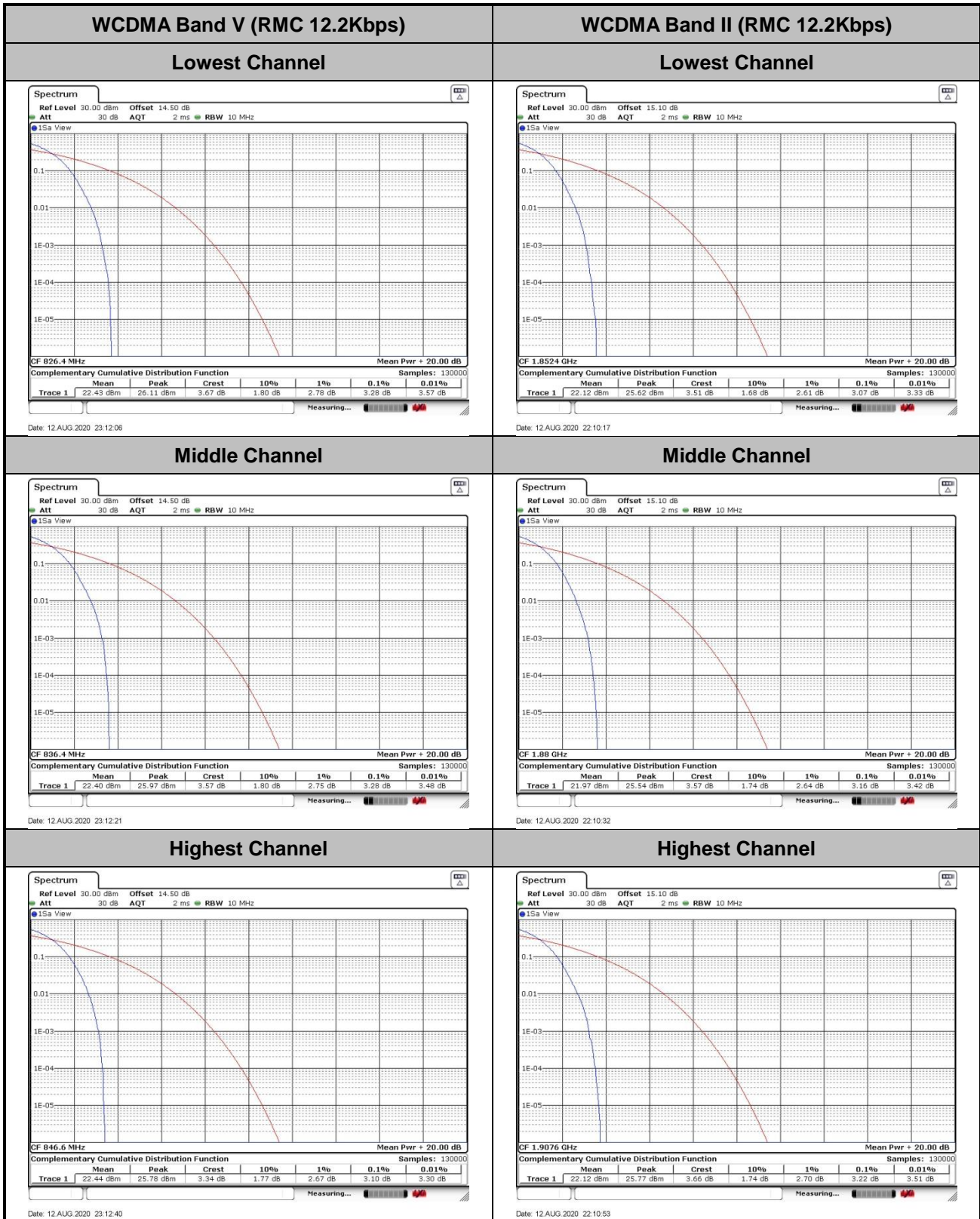
1. Normal Voltage = 3.8V. ; Battery End Point (BEP) = 3.6 V. ; Maximum Voltage =4.4 V
2. The frequency fundamental emissions stay within the authorized frequency block based on the frequency deviation measured is small.

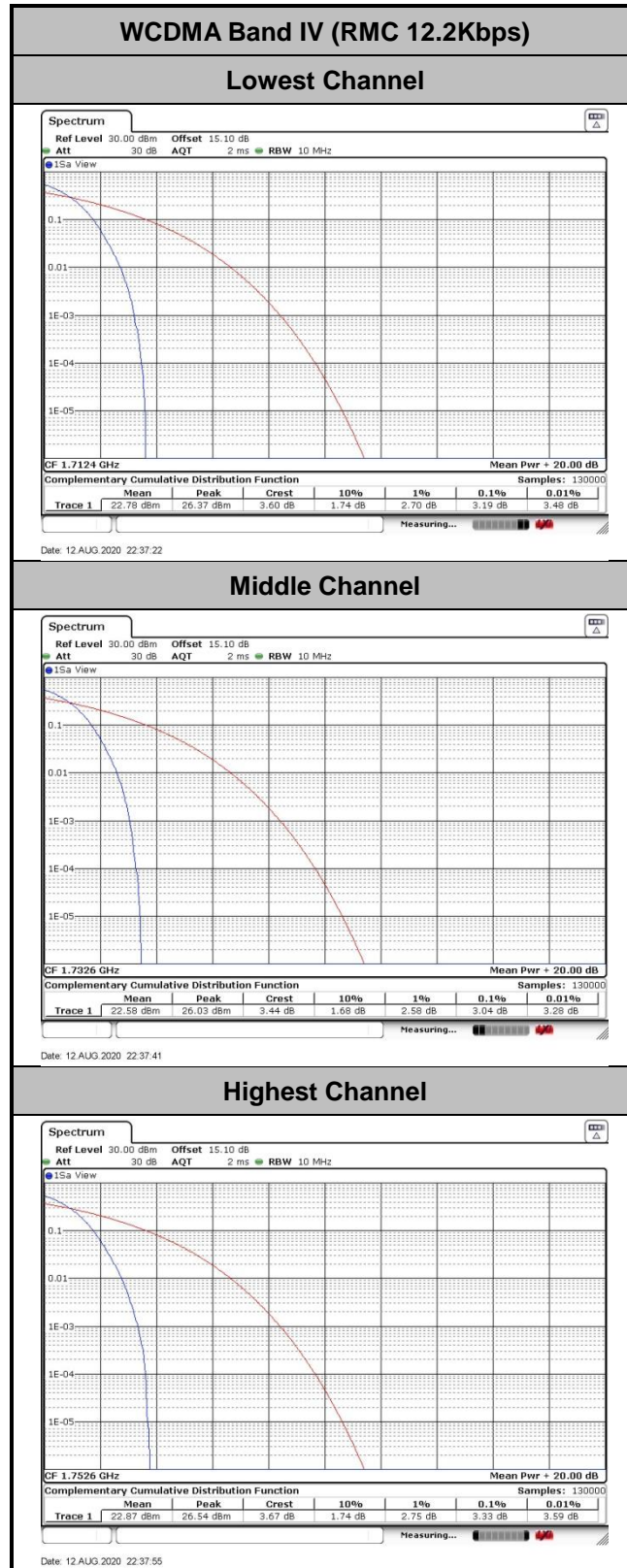


A2. WCDMA

Peak-to-Average Ratio

Mode	WCDMA Band V	WCDMA Band II	WCDMA Band IV	Limit: 13dB
Mod.	RMC 12.2Kbps	RMC 12.2Kbps	RMC 12.2Kbps	Result
Lowest CH	3.28	3.07	3.19	PASS
Middle CH	3.28	3.16	3.04	
Highest CH	3.10	3.22	3.33	







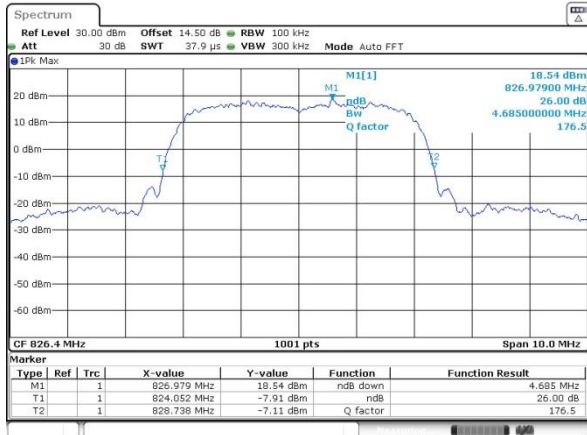
26dB Bandwidth

Mode	WCDMA Band V	WCDMA Band II	WCDMA Band IV
Mod.	RMC 12.2Kbps	RMC 12.2Kbps	RMC 12.2Kbps
Lowest CH	4.685	4.735	4.705
Middle CH	4.695	4.715	4.715
Highest CH	4.705	4.695	4.705



WCDMA Band V (RMC 12.2Kbps)

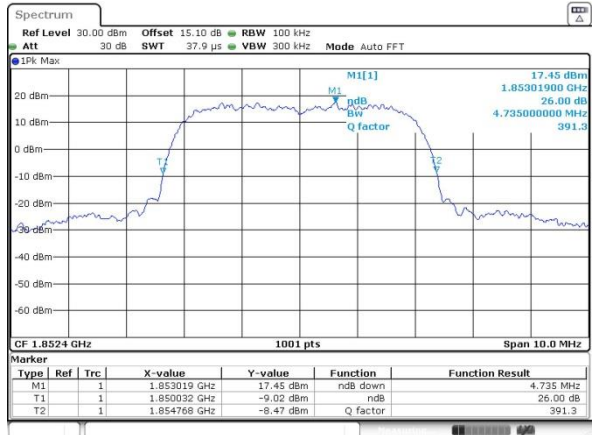
Lowest Channel



Date: 12 AUG 2020 22:41:17

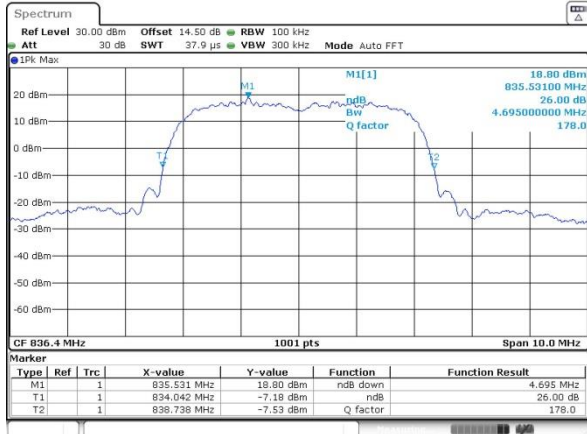
WCDMA Band II (RMC 12.2Kbps)

Lowest Channel



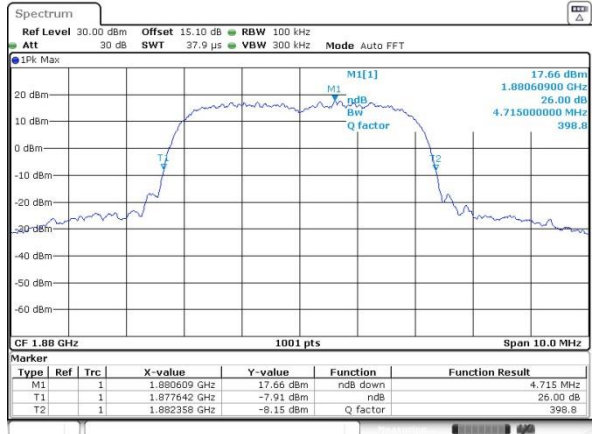
Date: 12 AUG 2020 22:04:12

Middle Channel



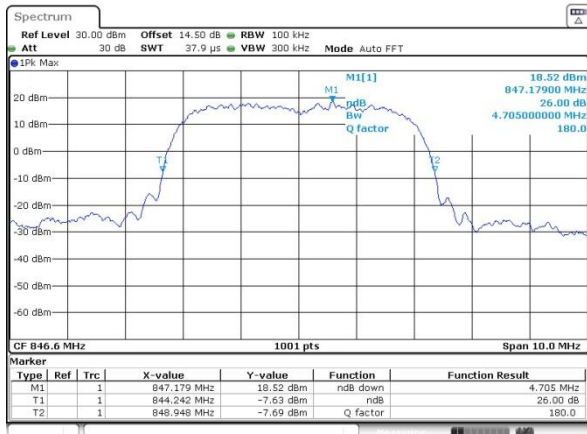
Date: 12 AUG 2020 22:42:09

Middle Channel



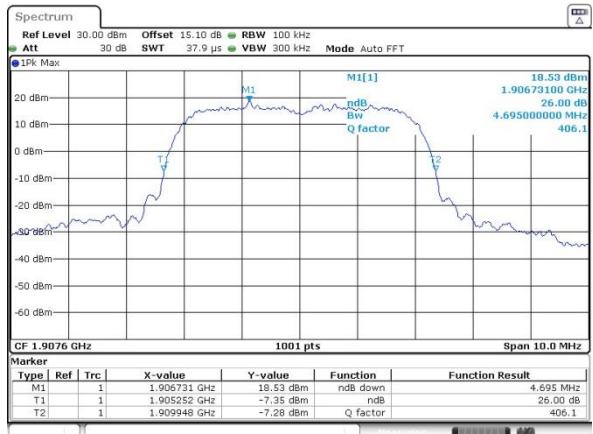
Date: 12 AUG 2020 22:04:48

Highest Channel

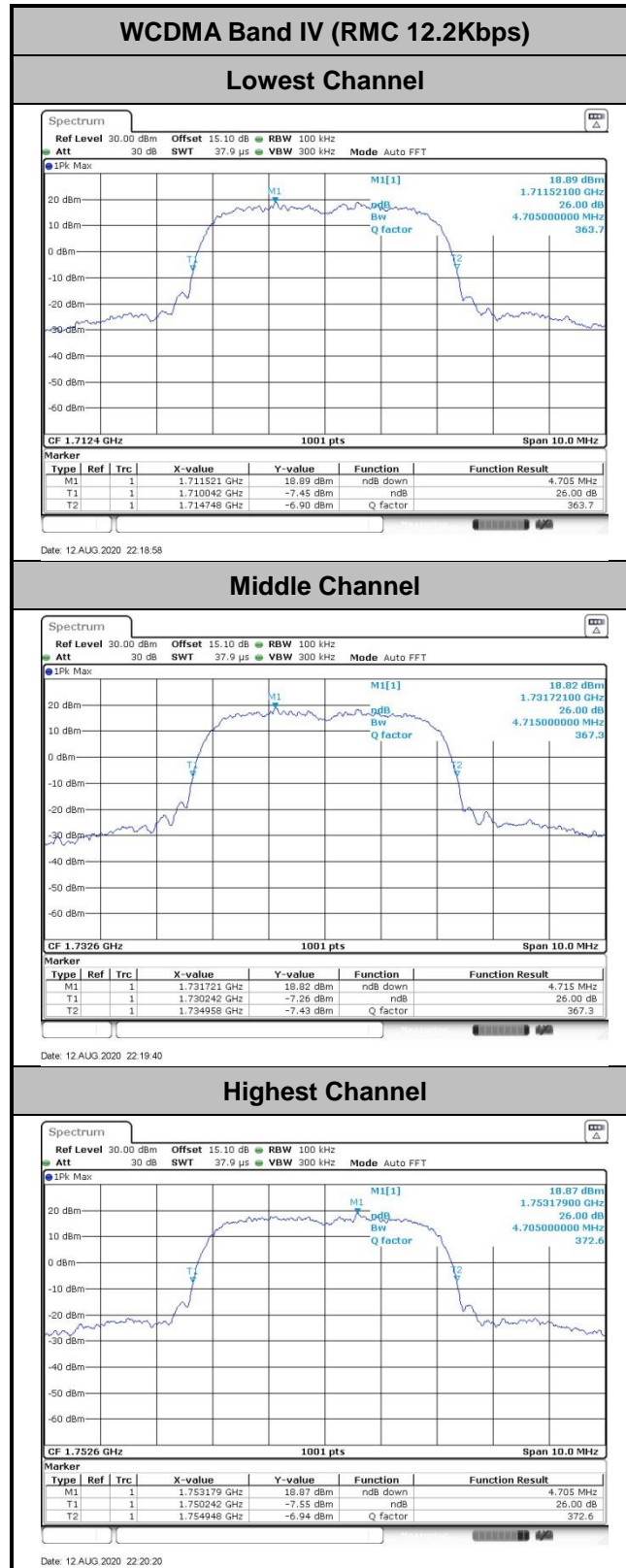


Date: 12 AUG 2020 22:42:47

Highest Channel



Date: 12 AUG 2020 22:05:23





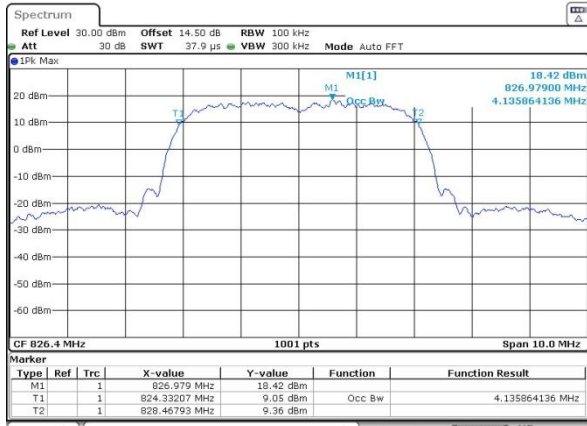
Occupied Bandwidth

Mode	WCDMA Band V	WCDMA Band II	WCDMA Band IV
Mod.	RMC 12.2Kbps	RMC 12.2Kbps	RMC 12.2Kbps
Lowest CH	4.14	4.15	4.14
Middle CH	4.13	4.15	4.13
Highest CH	4.14	4.14	4.12



WCDMA Band V (RMC 12.2Kbps)

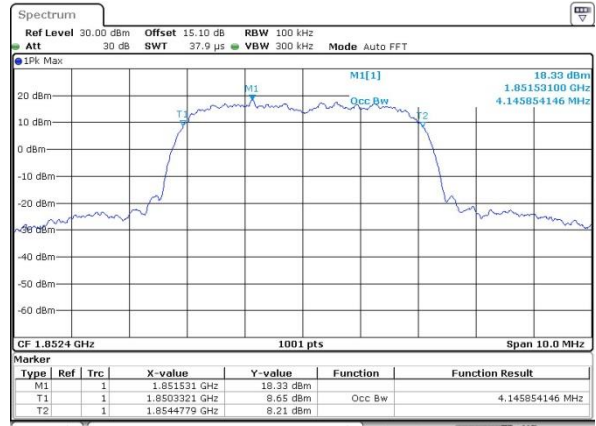
Lowest Channel



Date: 12 AUG 2020 22:49:34

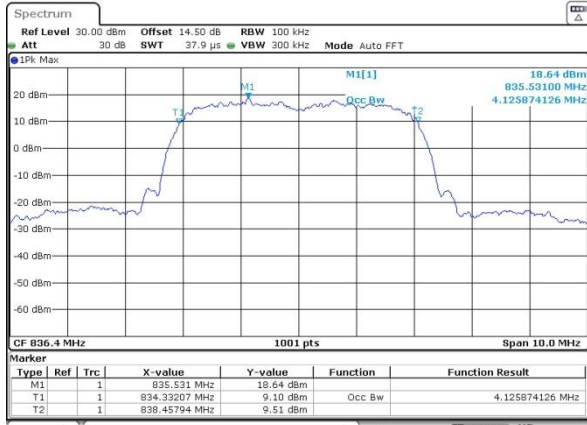
WCDMA Band II (RMC 12.2Kbps)

Lowest Channel



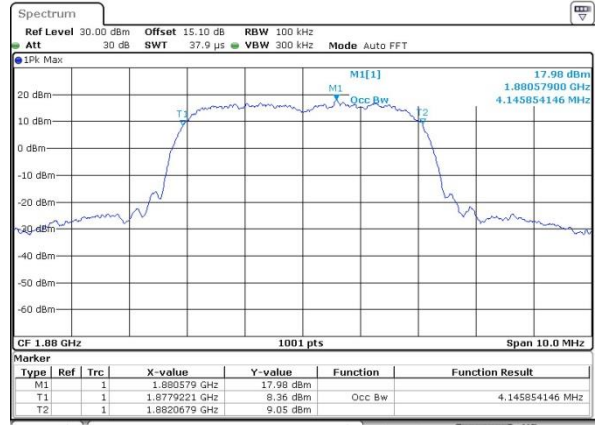
Date: 12 AUG 2020 21:03:33

Middle Channel



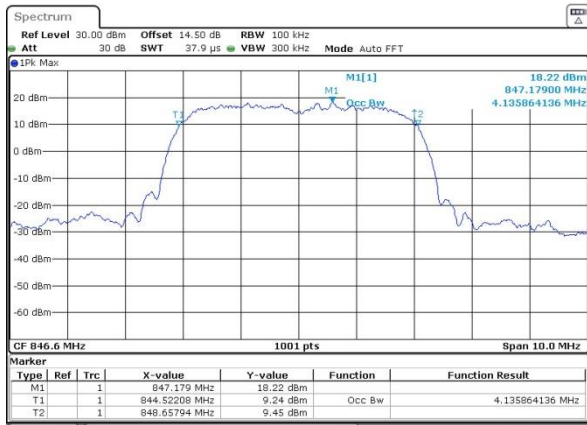
Date: 12 AUG 2020 22:53:44

Middle Channel



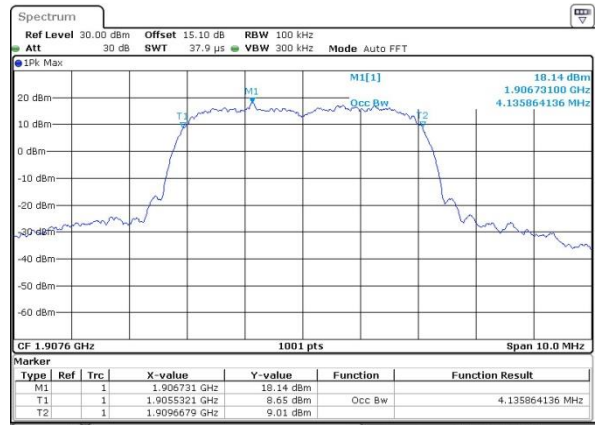
Date: 12 AUG 2020 21:04:07

Highest Channel

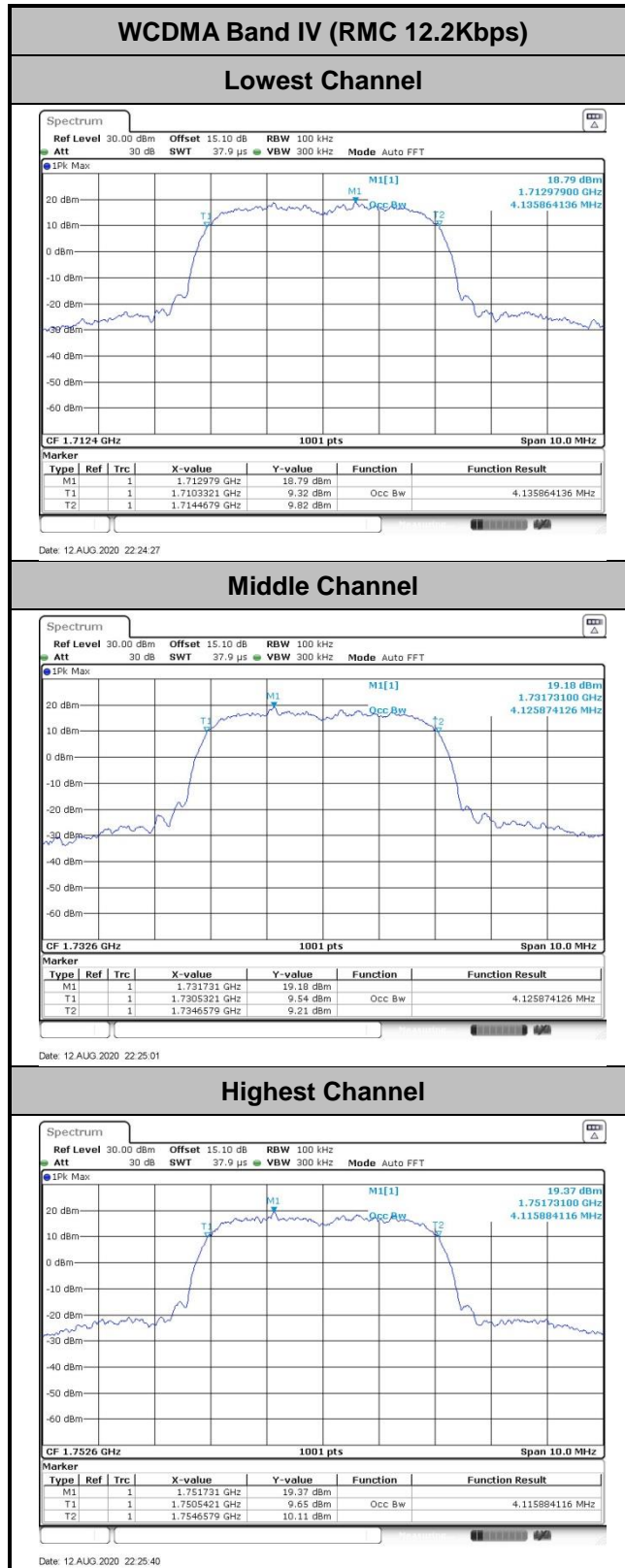


Date: 12 AUG 2020 22:54:26

Highest Channel



Date: 12 AUG 2020 21:04:42





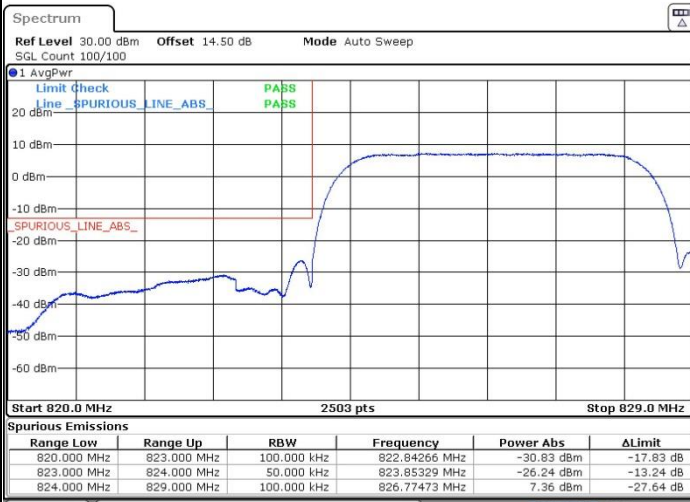
Conducted Band Edge



WCDMA Band V (RMC 12.2Kbps)

Lowest Band Edge

Highest Band Edge



Date: 12 AUG 2020 22:57:23

Date: 12 AUG 2020 23:00:23

WCDMA Band II (RMC 12.2Kbps)

Lowest Band Edge

Highest Band Edge



Date: 12 AUG 2020 21:12:25

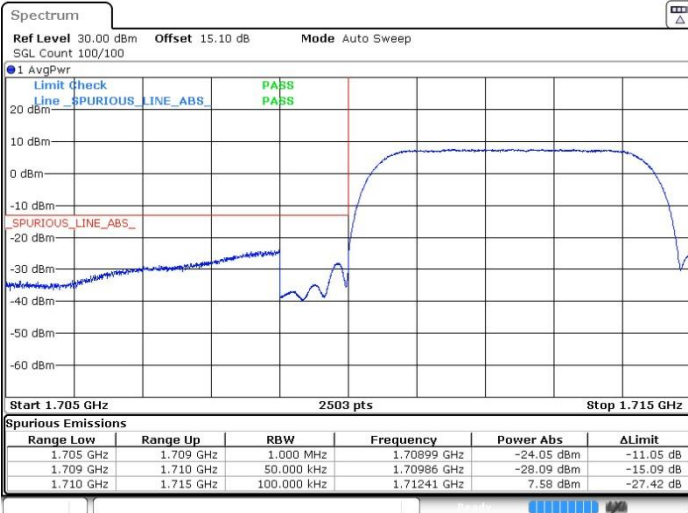
Date: 12 AUG 2020 21:15:22



WCDMA Band IV (RMC 12.2Kbps)

Lowest Band Edge

Highest Band Edge



Date: 12 AUG 2020 22:28:44

Date: 12 AUG 2020 22:31:33

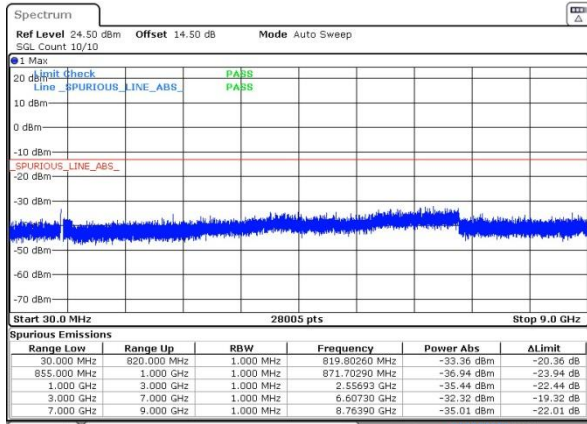


Conducted Spurious Emission



WCDMA Band V (RMC 12.2Kbps)

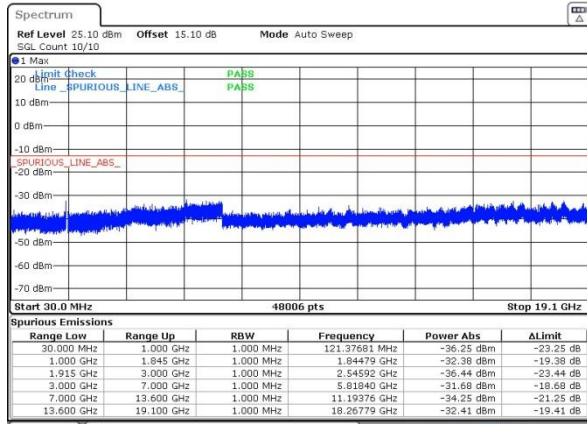
Lowest Channel



Date: 12 AUG 2020 23:02:21

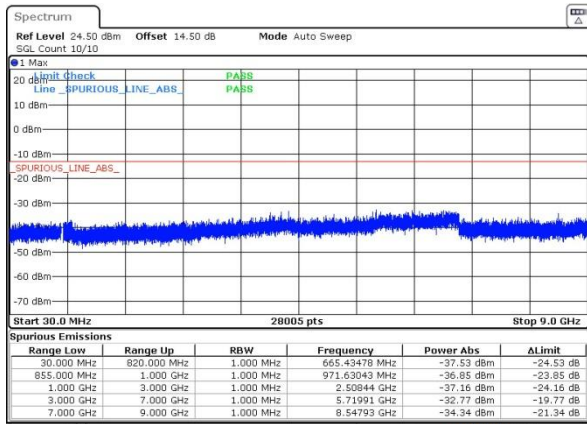
WCDMA Band II (RMC 12.2Kbps)

Lowest Channel



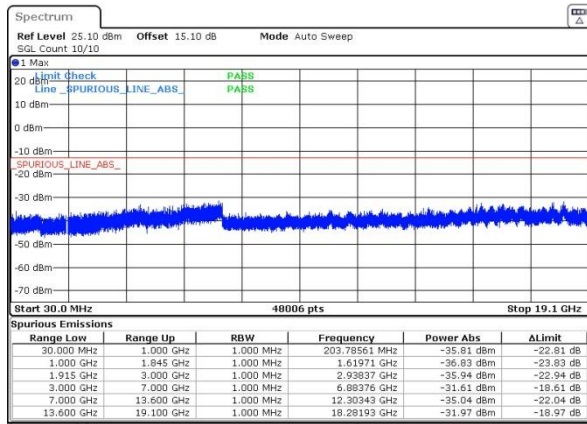
Date: 12 AUG 2020 22:07:07

Middle Channel



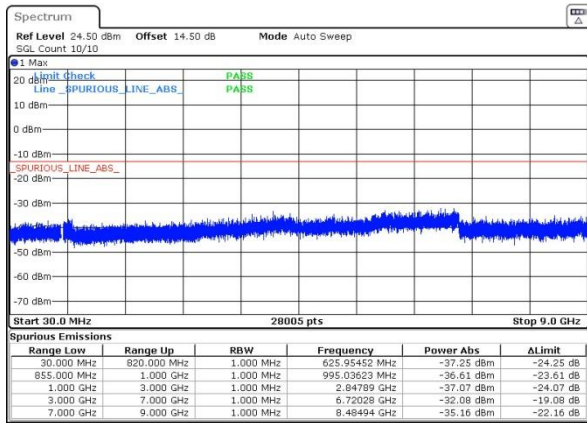
Date: 12 AUG 2020 23:05:20

Middle Channel



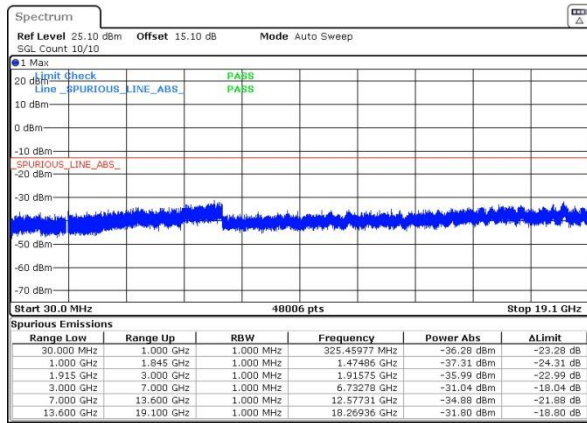
Date: 12 AUG 2020 22:08:29

Highest Channel



Date: 12 AUG 2020 23:06:43

Highest Channel

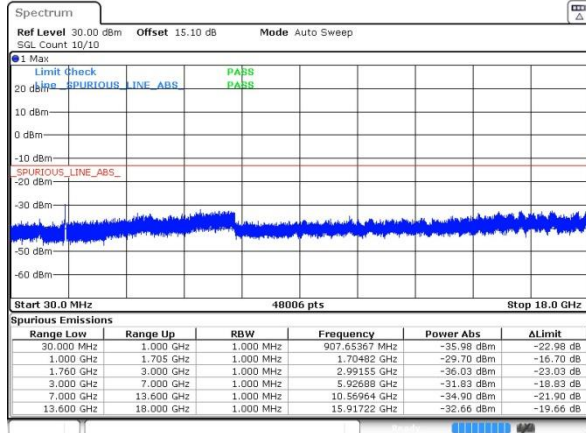


Date: 12 AUG 2020 22:09:55



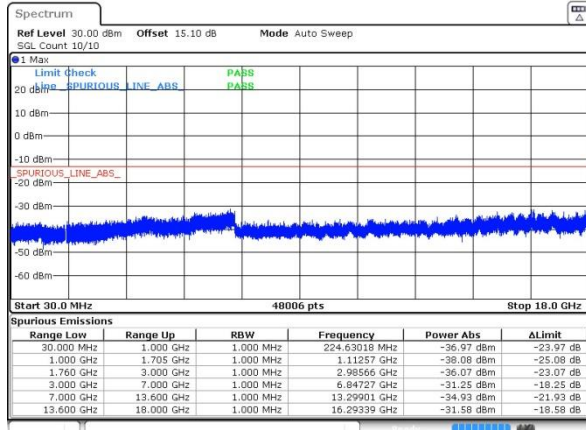
WCDMA Band IV (RMC 12.2Kbps)

Lowest Channel



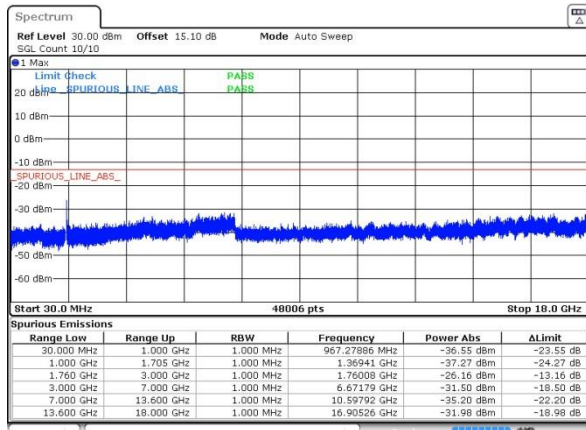
Date: 12.AUG.2020 22:33:05

Middle Channel



Date: 12.AUG.2020 22:34:27

Highest Channel



Date: 12.AUG.2020 22:35:49



Frequency Stability

Test Conditions	Middle Channel	WCDMA Band V (RMC 12.2Kbps)	Limit 2.5ppm
Temperature (°C)	Voltage (Volt)	Deviation (ppm)	Result
50	Normal Voltage	0.0263	PASS
40	Normal Voltage	0.0255	
30	Normal Voltage	0.0021	
20(Ref.)	Normal Voltage	0.0000	
10	Normal Voltage	0.0278	
0	Normal Voltage	0.0243	
-10	Normal Voltage	0.0036	
-20	Normal Voltage	0.0273	
-30	Normal Voltage	0.007	
20	Maximum Voltage	0.0012	
20	Normal Voltage	0.0255	
20	Battery End Point	0.0088	

Test Conditions	Middle Channel	WCDMA Band II (RMC 12.2Kbps)	Limit Note 2.
Temperature (°C)	Voltage (Volt)	Deviation (ppm)	Result
50	Normal Voltage	0.0096	PASS
40	Normal Voltage	0.0159	
30	Normal Voltage	0.0118	
20(Ref.)	Normal Voltage	0.0000	
10	Normal Voltage	0.0153	
0	Normal Voltage	0.0048	
-10	Normal Voltage	0.0174	
-20	Normal Voltage	0.0122	
-30	Normal Voltage	0.0027	
20	Maximum Voltage	0.0022	
20	Normal Voltage	0.0018	
20	Battery End Point	0.0032	



Test Conditions	Middle Channel	WCDMA Band IV (RMC 12.2Kbps)	Limit Note 2.
Temperature (°C)	Voltage (Volt)	Deviation (ppm)	Result
50	Normal Voltage	0.0035	PASS
40	Normal Voltage	0.0133	
30	Normal Voltage	0.0017	
20(Ref.)	Normal Voltage	0.0000	
10	Normal Voltage	0.0023	
0	Normal Voltage	0.0127	
-10	Normal Voltage	0.0141	
-20	Normal Voltage	0.0035	
-30	Normal Voltage	0.0046	
20	Maximum Voltage	0.0150	
20	Normal Voltage	0.0029	
20	Battery End Point	0.0035	

Note:

1. Normal Voltage = 3.8V. ; Battery End Point (BEP) = 3.6 V. ; Maximum Voltage =4.4 V
2. The frequency fundamental emissions stay within the authorized frequency block based on the frequency deviation measured is small.



Appendix B. Test Results of Radiated Test

Radiated Spurious Emission

GSM850 (GSM)								
Channel	Frequency (MHz)	ERP (dBm)	Limit (dBm)	Over Limit (dB)	S.G. Power (dBm)	TX Cable loss (dB)	TX Antenna Gain (dBi)	Polarization (H/V)
Lowest	1648	-58.95	-13	-45.95	-65.92	1.58	10.70	H
	2472	-63.38	-13	-50.38	-71.63	2.102	12.50	H
	3294	-63.23	-13	-50.23	-72.12	2.856	13.90	H
	1648	-61.72	-13	-48.72	-68.69	1.58	10.70	V
	2472	-57.19	-13	-44.19	-65.44	2.10	12.50	V
	3294	-63.60	-13	-50.60	-72.49	2.86	13.90	V
Middle	1672	-57.53	-13	-44.53	-64.50	1.58	10.70	H
	2510	-60.57	-13	-47.57	-68.82	2.102	12.50	H
	3348	-62.99	-13	-49.99	-71.88	2.856	13.90	H
	1672	-61.02	-13	-48.02	-67.99	1.58	10.70	V
	2510	-54.14	-13	-41.14	-62.39	2.10	12.50	V
	3348	-63.58	-13	-50.58	-72.47	2.86	13.90	V
Highest	1698	-55.82	-13	-42.82	-62.79	1.58	10.70	H
	2546	-59.31	-13	-46.31	-67.56	2.102	12.50	H
	3396	-59.04	-13	-46.04	-67.93	2.856	13.90	H
	1698	-59.80	-13	-46.80	-66.77	1.58	10.70	V
	2546	-53.86	-13	-40.86	-62.11	2.10	12.50	V
	3396	-61.28	-13	-48.28	-70.17	2.86	13.90	V

Remark: Spurious emissions within 30-1000MHz were found more than 20dB below limit line.



GSM850 (EDGE class 8)								
Channel	Frequency (MHz)	ERP (dBm)	Limit (dBm)	Over Limit (dB)	S.G. Power (dBm)	TX Cable loss (dB)	TX Antenna Gain (dBi)	Polarization (H/V)
Lowest	1648	-58.56	-13	-45.56	-65.53	1.58	10.70	H
	2472	-60.71	-13	-47.71	-68.96	2.102	12.50	H
	3294	-63.82	-13	-50.82	-72.71	2.856	13.90	H
	1648	-64.22	-13	-51.22	-71.19	1.58	10.70	V
	2472	-55.27	-13	-42.27	-63.52	2.10	12.50	V
	3294	-63.97	-13	-50.97	-72.86	2.86	13.90	V
Middle	1672	-58.02	-13	-45.02	-64.99	1.58	10.70	H
	2510	-60.76	-13	-47.76	-69.01	2.102	12.50	H
	3348	-63.20	-13	-50.20	-72.09	2.856	13.90	H
	1672	-62.51	-13	-49.51	-69.48	1.58	10.70	V
	2510	-55.46	-13	-42.46	-63.71	2.10	12.50	V
	3348	-63.62	-13	-50.62	-72.51	2.86	13.90	V
Highest	1698	-54.50	-13	-41.50	-61.47	1.58	10.70	H
	2546	-58.53	-13	-45.53	-66.78	2.102	12.50	H
	3396	-58.44	-13	-45.44	-67.33	2.856	13.90	H
	1698	-57.92	-13	-44.92	-64.89	1.58	10.70	V
	2546	-54.28	-13	-41.28	-62.53	2.10	12.50	V
	3396	-62.61	-13	-49.61	-71.50	2.86	13.90	V

Remark: Spurious emissions within 30-1000MHz were found more than 20dB below limit line.



WCDMA Band V(RMC 12.2Kbps)								
Channel	Frequency (MHz)	ERP (dBm)	Limit (dBm)	Over Limit (dB)	S.G. Power (dBm)	TX Cable loss (dB)	TX Antenna Gain (dBi)	Polarization (H/V)
Lowest	1652	-68.04	-13	-55.04	-75.01	1.58	10.70	H
	2479	-65.46	-13	-52.46	-73.71	2.102	12.50	H
	3306	-63.61	-13	-50.61	-72.50	2.856	13.90	H
	1652	-67.77	-13	-54.77	-74.74	1.58	10.70	V
	2479	-65.42	-13	-52.42	-73.67	2.10	12.50	V
	3306	-63.69	-13	-50.69	-72.58	2.86	13.90	V
Middle	1672	-67.98	-13	-54.98	-74.95	1.58	10.70	H
	2509	-65.64	-13	-52.64	-73.89	2.102	12.50	H
	3348	-63.36	-13	-50.36	-72.25	2.856	13.90	H
	1672	-67.32	-13	-54.32	-74.29	1.58	10.70	V
	2509	-65.07	-13	-52.07	-73.32	2.10	12.50	V
	3348	-63.48	-13	-50.48	-72.37	2.86	13.90	V
Highest	1692	-67.76	-13	-54.76	-74.73	1.58	10.70	H
	2539	-65.57	-13	-52.57	-73.82	2.102	12.50	H
	3384	-63.55	-13	-50.55	-72.44	2.856	13.90	H
	1692	-67.74	-13	-54.74	-74.71	1.58	10.70	V
	2540	-65.36	-13	-52.36	-73.61	2.10	12.50	V
	3384	-63.55	-13	-50.55	-72.44	2.86	13.90	V

Remark: Spurious emissions within 30-1000MHz were found more than 20dB below limit line.



GSM1900 (GSM)								
Channel	Frequency (MHz)	ERP (dBm)	Limit (dBm)	Over Limit (dB)	S.G. Power (dBm)	TX Cable loss (dB)	TX Antenna Gain (dBi)	Polarization (H/V)
Lowest	3699	-58.00	-13	-45.00	-70.26	2.64	14.90	H
	5550.6	-54.45	-13	-41.45	-66.31	2.94	14.80	H
	7404	-50.66	-13	-37.66	-60.43	3.39	13.16	H
	3700	-58.90	-13	-45.90	-71.16	2.64	14.90	V
	5550	-55.01	-13	-42.01	-66.87	2.94	14.80	V
	7404	-49.99	-13	-36.99	-59.76	3.39	13.16	V
Middle	3759	-58.74	-13	-45.74	-71.00	2.64	14.90	H
	5640	-55.26	-13	-42.26	-67.12	2.94	14.80	H
	7524	-49.92	-13	-36.92	-59.69	3.39	13.16	H
	3759	-59.66	-13	-46.66	-71.92	2.64	14.90	V
	5640	-55.12	-13	-42.12	-66.98	2.94	14.80	V
	7524	-49.70	-13	-36.70	-59.47	3.39	13.16	V
Highest	3819	-59.35	-13	-46.35	-71.61	2.64	14.90	H
	5729	-54.23	-13	-41.23	-66.09	2.94	14.80	H
	7639	-49.53	-13	-36.53	-59.30	3.39	13.16	H
	3819	-59.26	-13	-46.26	-71.52	2.64	14.90	V
	5729	-55.38	-13	-42.38	-67.24	2.94	14.80	V
	7639	-49.59	-13	-36.59	-59.36	3.39	13.16	V

Remark: Spurious emissions within 30-1000MHz were found more than 20dB below limit line.



GSM1900 (EDGE class 8)								
Channel	Frequency (MHz)	ERP (dBm)	Limit (dBm)	Over Limit (dB)	S.G. Power (dBm)	TX Cable loss (dB)	TX Antenna Gain (dBi)	Polarization (H/V)
Lowest	3699	-58.75	-13	-45.75	-71.01	2.64	14.90	H
	5550.6	-54.56	-13	-41.56	-66.42	2.94	14.80	H
	7404	-50.62	-13	-37.62	-60.39	3.39	13.16	H
	3700	-59.17	-13	-46.17	-71.43	2.64	14.90	V
	5550	-53.82	-13	-40.82	-65.68	2.94	14.80	V
	7404	-50.19	-13	-37.19	-59.96	3.39	13.16	V
Middle	3759	-56.67	-13	-43.67	-68.93	2.64	14.90	H
	5640	-54.67	-13	-41.67	-66.53	2.94	14.80	H
	7524	-50.10	-13	-37.10	-59.87	3.39	13.16	H
	3759	-59.14	-13	-46.14	-71.40	2.64	14.90	V
	5640	-55.18	-13	-42.18	-67.04	2.94	14.80	V
	7524	-49.95	-13	-36.95	-59.72	3.39	13.16	V
Highest	3819	-59.98	-13	-46.98	-72.24	2.64	14.90	H
	5730	-55.26	-13	-42.26	-67.12	2.94	14.80	H
	7639	-49.94	-13	-36.94	-59.71	3.39	13.16	H
	3819	-60.10	-13	-47.10	-72.36	2.64	14.90	V
	5730	-55.33	-13	-42.33	-67.19	2.94	14.80	V
	7639	-49.73	-13	-36.73	-59.50	3.39	13.16	V

Remark: Spurious emissions within 30-1000MHz were found more than 20dB below limit line.



WCDMA Band II(RMC 12.2Kbps)								
Channel	Frequency (MHz)	ERP (dBm)	Limit (dBm)	Over Limit (dB)	S.G. Power (dBm)	TX Cable loss (dB)	TX Antenna Gain (dBi)	Polarization (H/V)
Lowest	3705	-59.94	-13	-46.94	-72.20	2.64	14.90	H
	5556	-55.07	-13	-42.07	-66.93	2.94	14.80	H
	7404	-50.79	-13	-37.79	-60.56	3.39	13.16	H
	3705	-59.37	-13	-46.37	-71.63	2.64	14.90	V
	5556	-55.02	-13	-42.02	-66.88	2.94	14.80	V
	7404	-49.90	-13	-36.90	-59.67	3.39	13.16	V
Middle	3759	-60.29	-13	-47.29	-72.55	2.64	14.90	H
	5640	-55.62	-13	-42.62	-67.48	2.94	14.80	H
	7524	-50.53	-13	-37.53	-60.30	3.39	13.16	H
	3759	-59.78	-13	-46.78	-72.04	2.64	14.90	V
	5640	-55.40	-13	-42.40	-67.26	2.94	14.80	V
	7524	-49.60	-13	-36.60	-59.37	3.39	13.16	V
Highest	3816	-59.94	-13	-46.94	-72.20	2.64	14.90	H
	5724	-55.36	-13	-42.36	-67.22	2.94	14.80	H
	7632	-49.90	-13	-36.90	-59.67	3.39	13.16	H
	3816	-59.69	-13	-46.69	-71.95	2.64	14.90	V
	5724	-55.27	-13	-42.27	-67.13	2.94	14.80	V
	7632	-49.28	-13	-36.28	-59.05	3.39	13.16	V

Remark: Spurious emissions within 30-1000MHz were found more than 20dB below limit line.



WCDMA Band IV(RMC 12.2Kbps)								
Channel	Frequency (MHz)	ERP (dBm)	Limit (dBm)	Over Limit (dB)	S.G. Power (dBm)	TX Cable loss (dB)	TX Antenna Gain (dBi)	Polarization (H/V)
Lowest	3426	-60.28	-13	-47.28	-71.02	2.604	13.34	H
	5136	-56.16	-13	-43.16	-66.67	3.011	13.52	H
	6852	-52.29	-13	-39.29	-62.49	3.271	13.47	H
	3426	-60.76	-13	-47.76	-71.50	2.604	13.34	V
	5136	-56.44	-13	-43.44	-66.95	3.011	13.52	V
	6852	-51.86	-13	-38.86	-62.06	3.271	13.47	V
Middle	3465	-60.16	-13	-47.16	-70.90	2.604	13.34	H
	5199	-54.68	-13	-41.68	-65.19	3.011	13.52	H
	6936	-52.48	-13	-39.48	-62.68	3.271	13.47	H
	3465	-60.40	-13	-47.40	-71.14	2.604	13.34	V
	5199	-55.07	-13	-42.07	-65.58	3.011	13.52	V
	6936	-51.84	-13	-38.84	-62.04	3.271	13.47	V
Highest	3504	-60.24	-13	-47.24	-70.98	2.604	13.34	H
	5259	-54.83	-13	-41.83	-65.34	3.011	13.52	H
	7008	-52.36	-13	-39.36	-62.56	3.271	13.47	H
	3504	-60.42	-13	-47.42	-71.16	2.604	13.34	V
	5259	-55.33	-13	-42.33	-65.84	3.011	13.52	V
	7008	-51.77	-13	-38.77	-61.97	3.271	13.47	V

Remark: Spurious emissions within 30-1000MHz were found more than 20dB below limit line.



CDMA BC0(1xRTT)								
Channel	Frequency (MHz)	ERP (dBm)	Limit (dBm)	Over Limit (dB)	S.G. Power (dBm)	TX Cable loss (dB)	TX Antenna Gain (dBi)	Polarization (H/V)
Lowest	1650	-67.93	-13	-54.93	-74.90	1.58	10.70	H
	2474	-66.14	-13	-53.14	-74.39	2.102	12.50	H
	3300	-64.30	-13	-51.30	-73.19	2.856	13.90	H
	1650	-68.07	-13	-55.07	-75.04	1.58	10.70	V
	2474	-66.06	-13	-53.06	-74.31	2.10	12.50	V
	3300	-64.23	-13	-51.23	-73.12	2.86	13.90	V
Middle	1674	-68.32	-13	-55.32	-75.29	1.58	10.70	H
	2510	-66.51	-13	-53.51	-74.76	2.102	12.50	H
	3348	-64.03	-13	-51.03	-72.92	2.856	13.90	H
	1674	-67.68	-13	-54.68	-74.65	1.58	10.70	V
	2510	-66.20	-13	-53.20	-74.45	2.10	12.50	V
	3348	-64.24	-13	-51.24	-73.13	2.86	13.90	V
Highest	1696	-69.36	-13	-56.36	-76.33	1.58	10.70	H
	2544	-67.09	-13	-54.09	-75.34	2.102	12.50	H
	3396	-63.80	-13	-50.80	-72.69	2.856	13.90	H
	1696	-69.05	-13	-56.05	-76.02	1.58	10.70	V
	2544	-67.04	-13	-54.04	-75.29	2.10	12.50	V
	3396	-63.88	-13	-50.88	-72.77	2.86	13.90	V

Remark: Spurious emissions within 30-1000MHz were found more than 20dB below limit line.



CDMA BC1(1xRTT)								
Channel	Frequency (MHz)	ERP (dBm)	Limit (dBm)	Over Limit (dB)	S.G. Power (dBm)	TX Cable loss (dB)	TX Antenna Gain (dBi)	Polarization (H/V)
Lowest	3702	-60.77	-13	-47.77	-69.89	1.58	10.70	H
	5553	-56.40	-13	-43.40	-66.80	2.102	12.50	H
	7404	-51.42	-13	-38.42	-62.46	2.856	13.90	H
	3702	-60.60	-13	-47.60	-69.72	1.58	10.70	V
	5553	-56.51	-13	-43.51	-66.91	2.10	12.50	V
	7404	-51.28	-13	-38.28	-62.32	2.86	13.90	V
Middle	3759	-60.19	-13	-47.19	-69.31	1.58	10.70	H
	5640	-56.58	-13	-43.58	-66.98	2.102	12.50	H
	7524	-51.45	-13	-38.45	-62.49	2.856	13.90	H
	3759	-60.62	-13	-47.62	-69.74	1.58	10.70	V
	5640	-56.78	-13	-43.78	-67.18	2.10	12.50	V
	7524	-50.64	-13	-37.64	-61.68	2.86	13.90	V
Highest	3819	-60.20	-13	-47.20	-69.32	1.58	10.70	H
	5727	-56.55	-13	-43.55	-66.95	2.102	12.50	H
	7632	-51.18	-13	-38.18	-62.22	2.856	13.90	H
	3819	-60.78	-13	-47.78	-69.90	1.58	10.70	V
	5727	-56.93	-13	-43.93	-67.33	2.10	12.50	V
	7632	-51.17	-13	-38.17	-62.21	2.86	13.90	V

Remark: Spurious emissions within 30-1000MHz were found more than 20dB below limit line.