

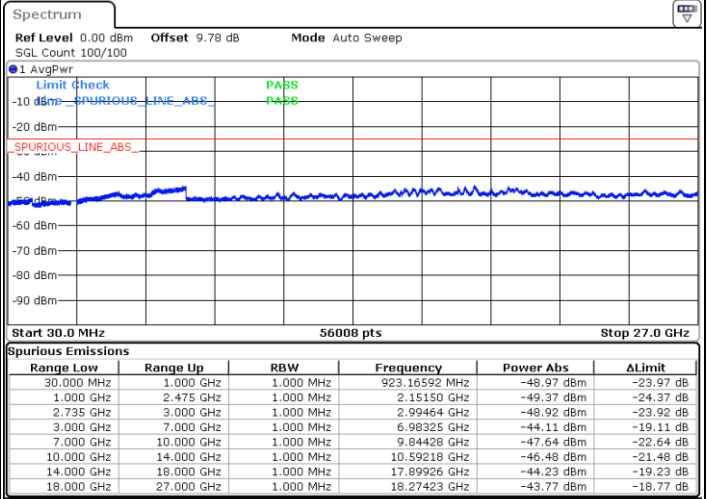
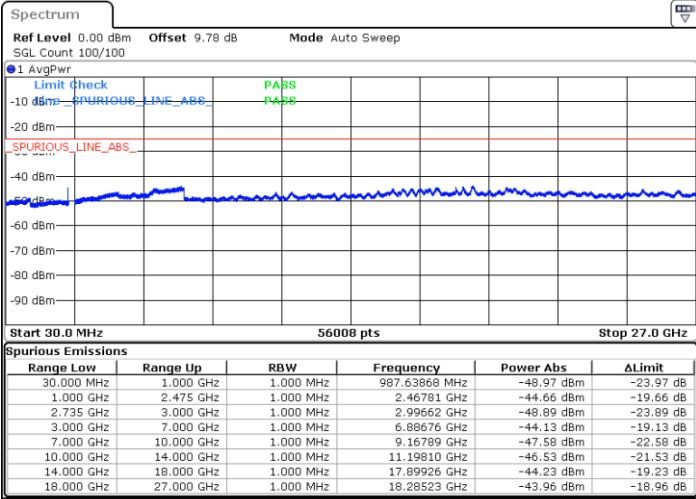


LTE Band 41C / 15MHz+20MHz

16QAM

Lowest Channel / 1RB0

Middle Channel / 1RB0

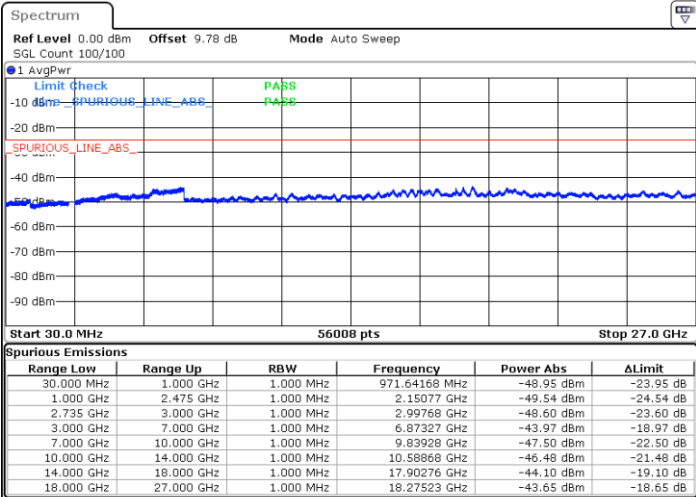


Date: 3 JUL 2020 02:47:00

Date: 3 JUL 2020 03:09:31

Highest Channel / 1RB0

N/A



Date: 3 JUL 2020 03:13:51

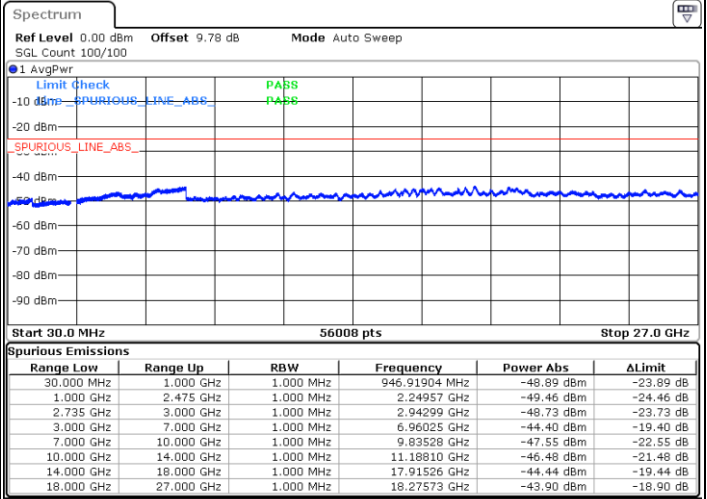
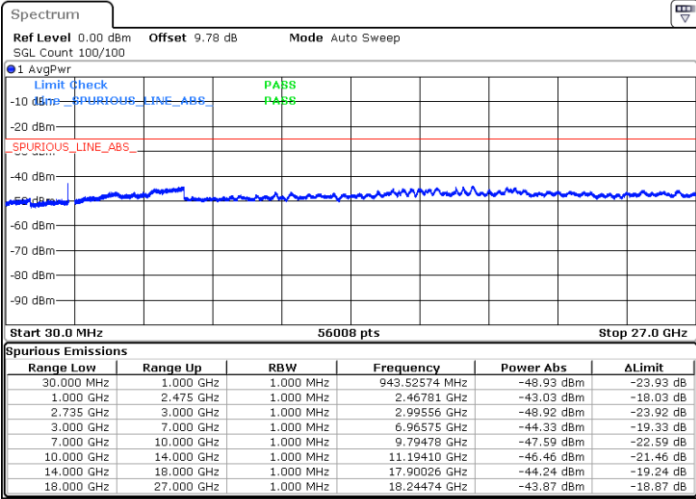


LTE Band 41C / 15MHz+20MHz

64QAM

Lowest Channel / 1RB0

Middle Channel / 1RB0

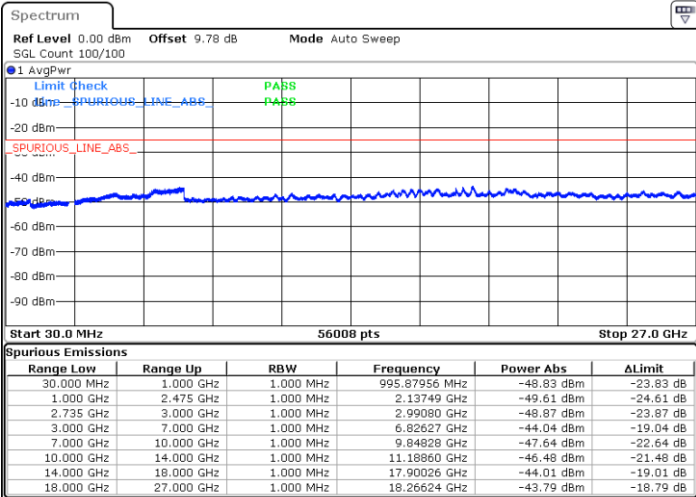


Date: 3 JUL 2020 02:45:36

Date: 3 JUL 2020 03:11:07

Highest Channel / 1RB0

N/A



Date: 3 JUL 2020 03:12:49



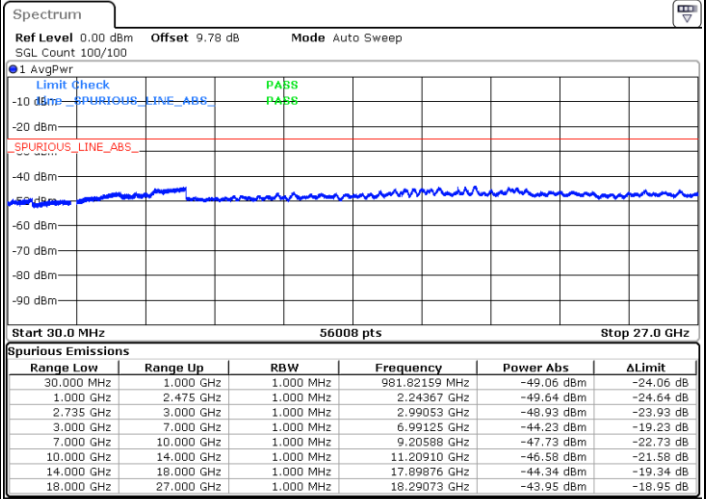
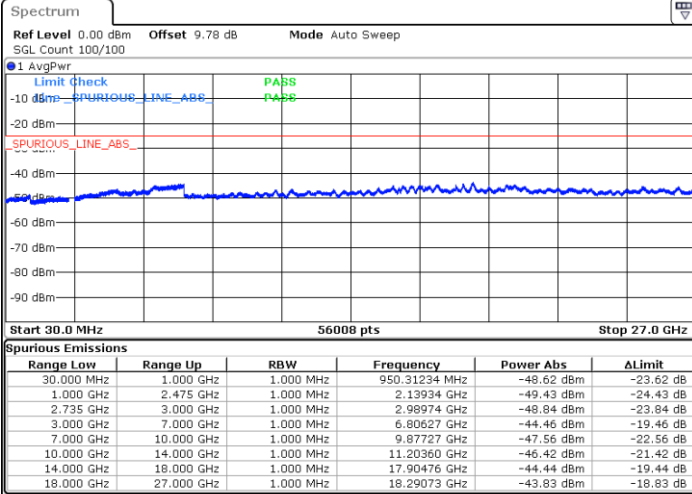
LTE Band 41C / 20MHz+5MHz

QPSK

Lowest Channel / 1RB0 and 1RB24

Middle Channel / 1RB99 and 1RB0

P

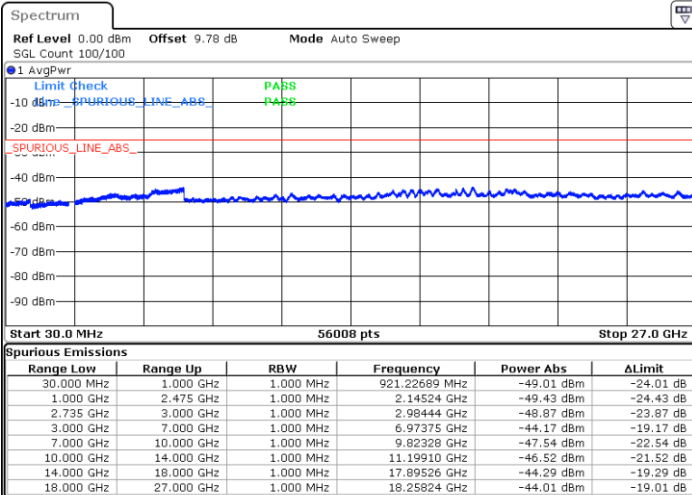


Date: 2 JUL 2020 23:18:47

Date: 2 JUL 2020 23:40:26

Highest Channel / FullIRB

N/A



Date: 2 JUL 2020 23:42:59

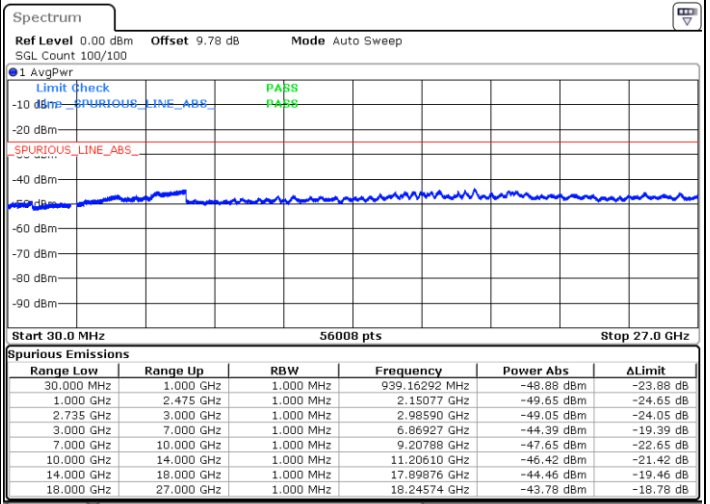
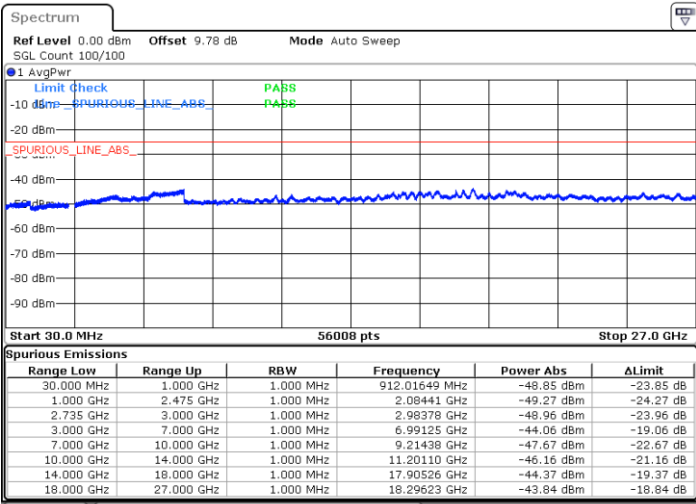


LTE Band 41C / 20MHz+5MHz

16QAM

Lowest Channel / 1RB0 and 1RB24

Middle Channel / 1RB99 and 1RB0

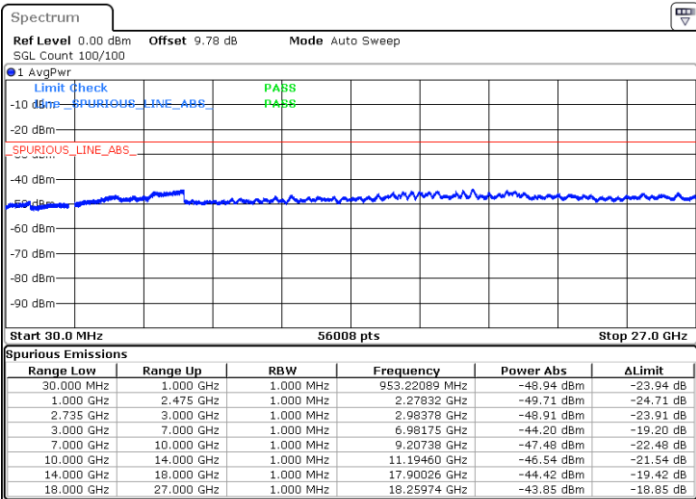


Date: 2 JUL 2020 23:20:34

Date: 2 JUL 2020 23:39:20

Highest Channel / FullIRB

N/A



Date: 2 JUL 2020 23:44:04

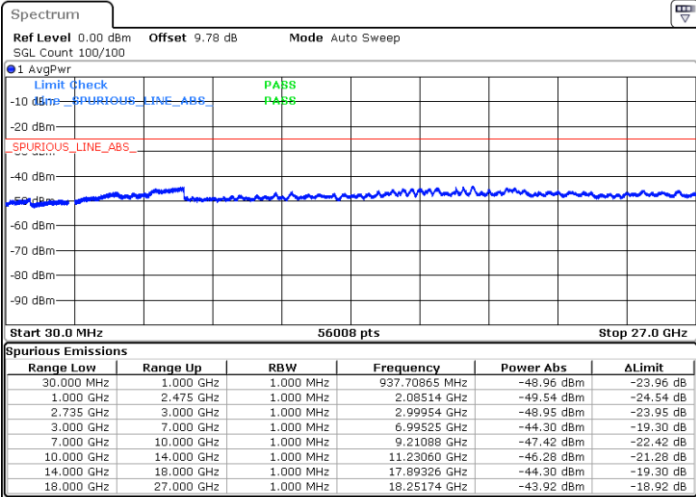


LTE Band 41C / 20MHz+5MHz

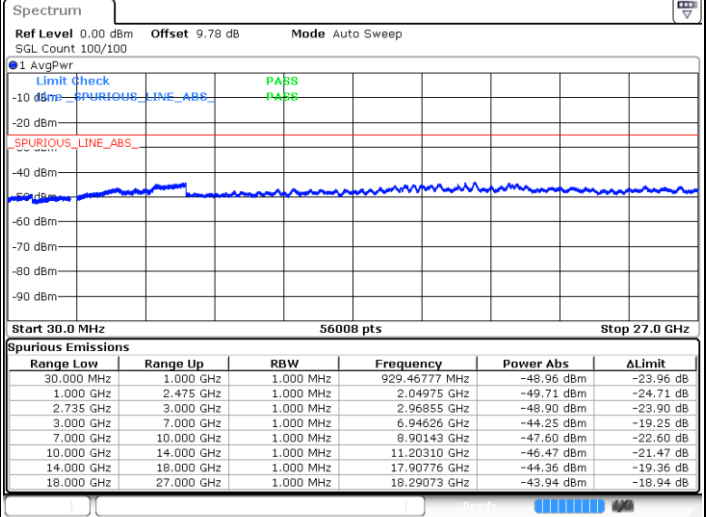
64QAM

Lowest Channel / 1RB0

Middle Channel / 1RB0



Date: 2 JUL 2020 23:21:50

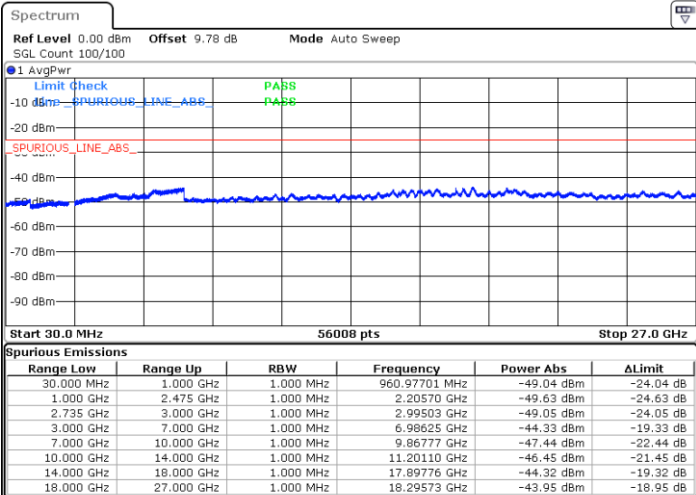


Date: 2 JUL 2020 23:37:54

P

Highest Channel / 1RB0

N/A



Date: 2 JUL 2020 23:45:19

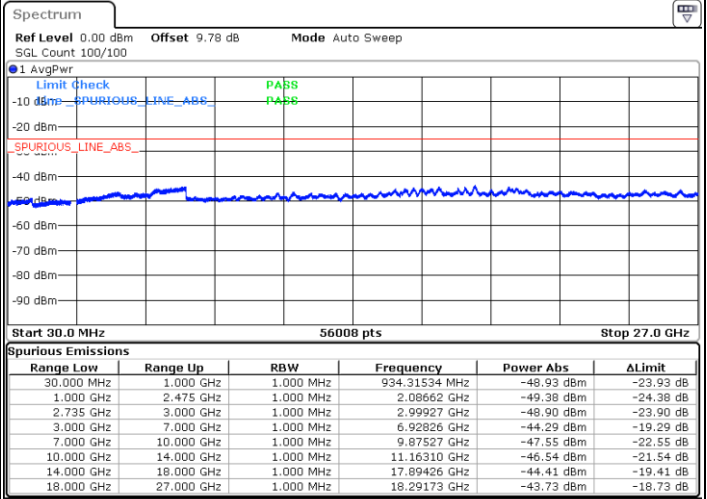
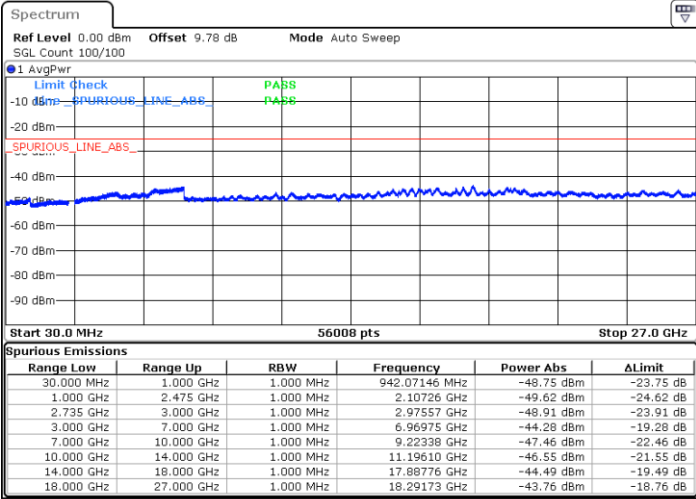


LTE Band 41C / 20MHz+10MHz

QPSK

Lowest Channel / 1RB0

Middle Channel / 1RB0

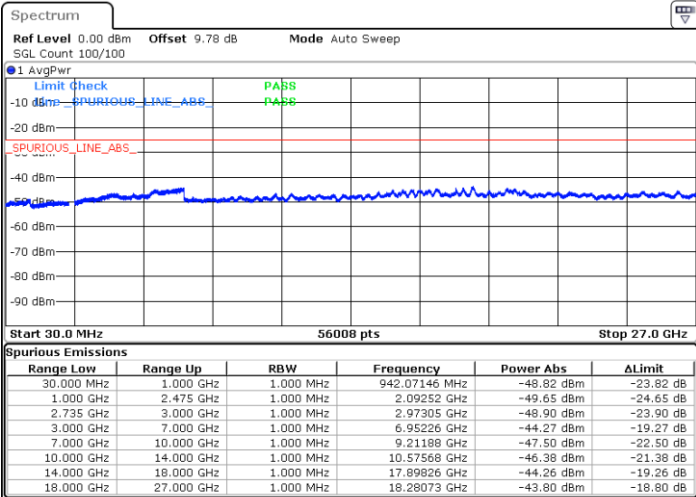


Date: 3 JUL 2020 00:49:33

Date: 3 JUL 2020 00:47:37

Highest Channel / 1RB0

N/A



Date: 3 JUL 2020 00:41:21

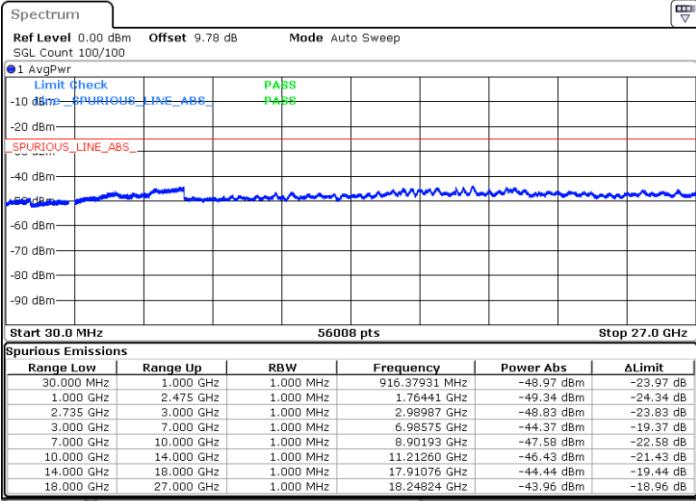


LTE Band 41C / 20MHz+10MHz

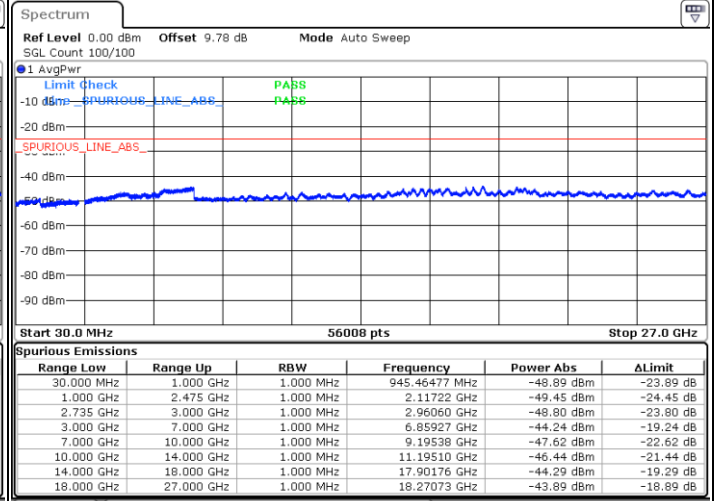
16QAM

Lowest Channel /1RB0

Middle Channel / 1RB0



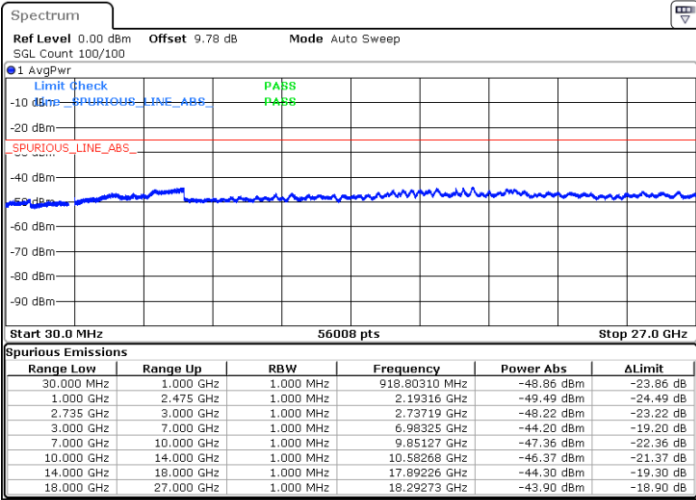
Date: 3 JUL 2020 00:50:59



Date: 3 JUL 2020 00:46:25

Highest Channel / 1RB0

N/A



Date: 3 JUL 2020 00:39:55

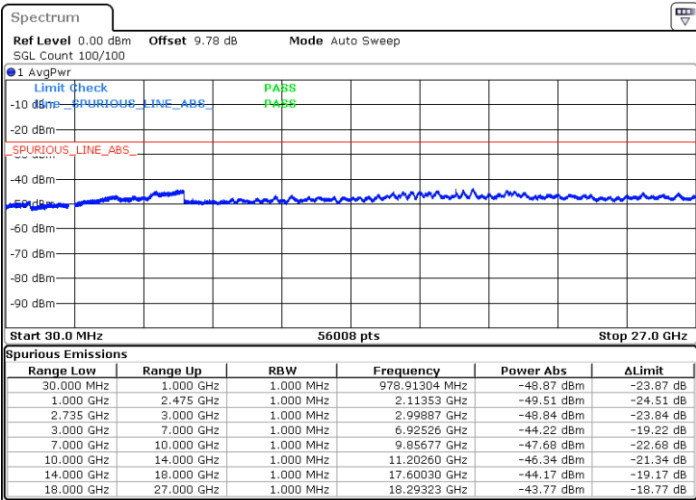


LTE Band 41C / 20MHz+10MHz

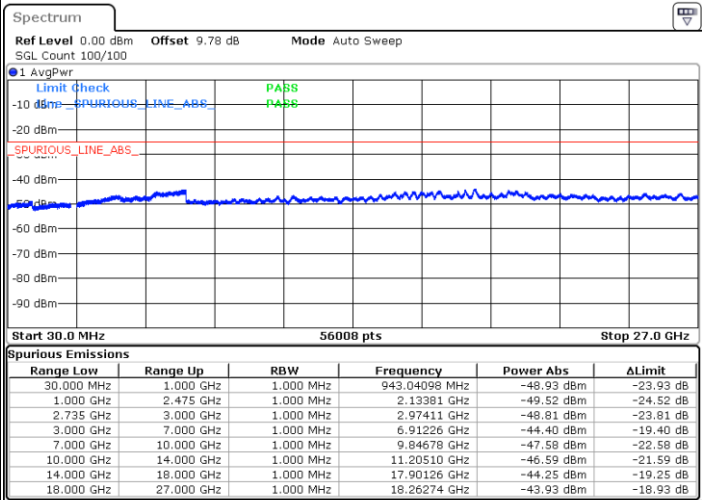
64QAAM

Lowest Channel / 1RB0

Middle Channel / 1RB0



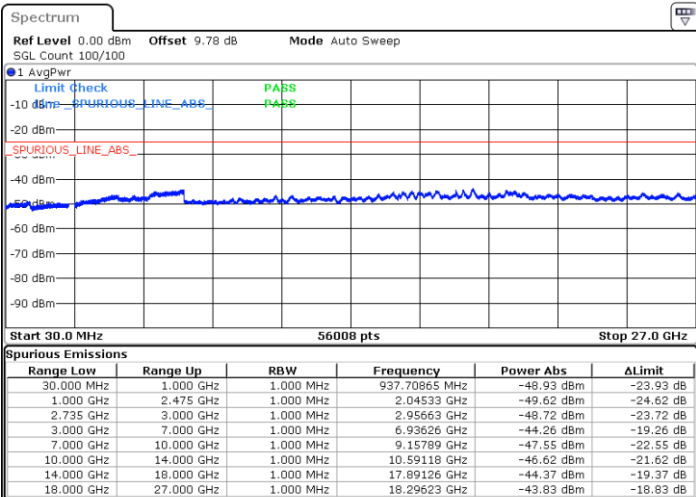
Date: 3 JUL 2020 00:52:21



Date: 3 JUL 2020 00:44:57

Highest Channel / 1RB0

N/A



Date: 3 JUL 2020 00:42:25

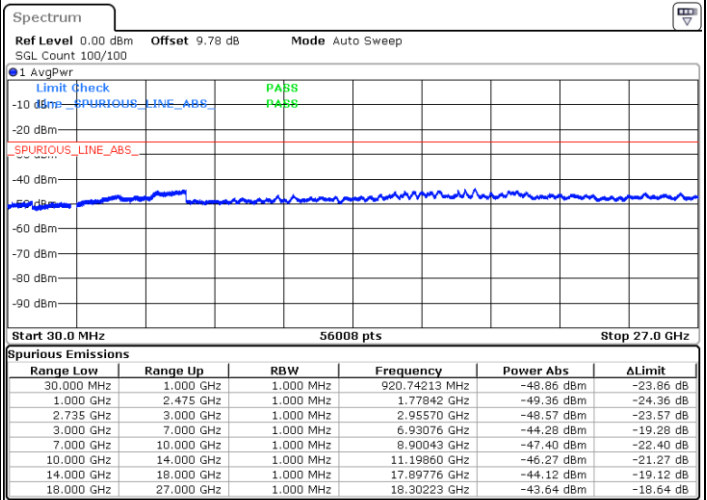
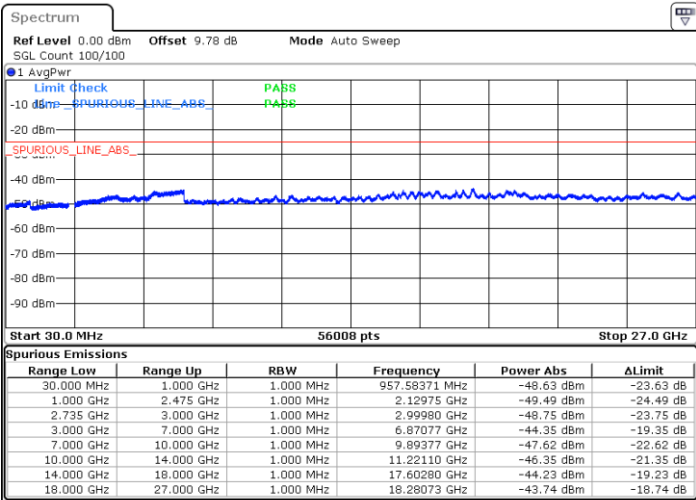


LTE Band 41C / 20MHz+15MHz

QPSK

Lowest Channel / 1RB0

Middle Channel / 1RB0

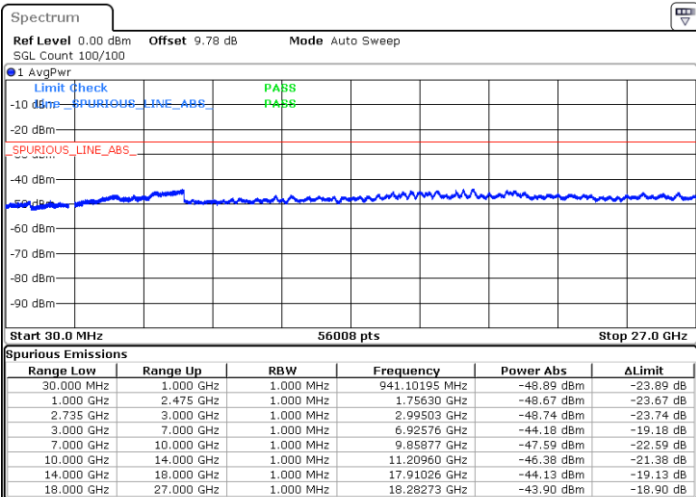


Date: 3 JUL 2020 04:03:59

Date: 3 JUL 2020 03:56:12

Highest Channel / 1RB0

N/A



Date: 3 JUL 2020 03:54:02

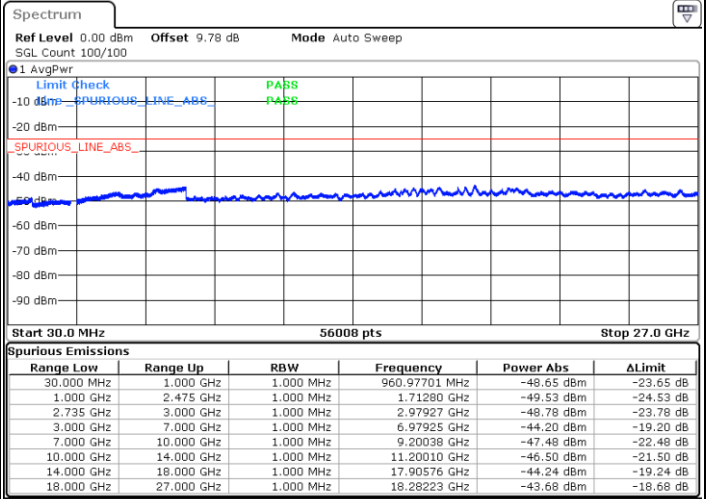
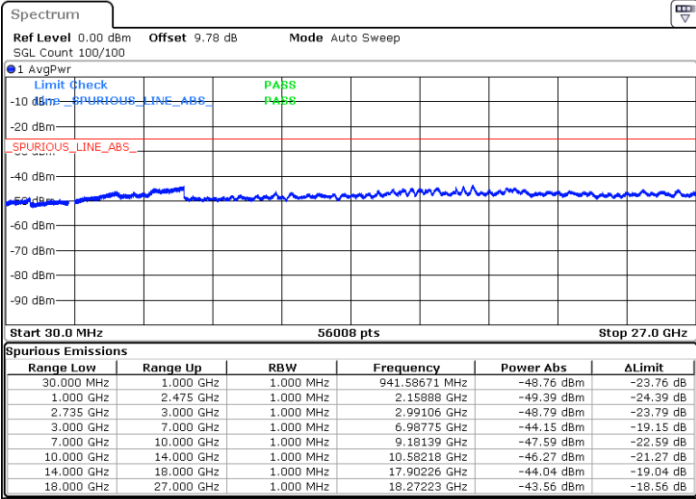


LTE Band 41C / 20MHz+15MHz

16QAM

Middle Channel / 1RB0

Middle Channel / 1RB0

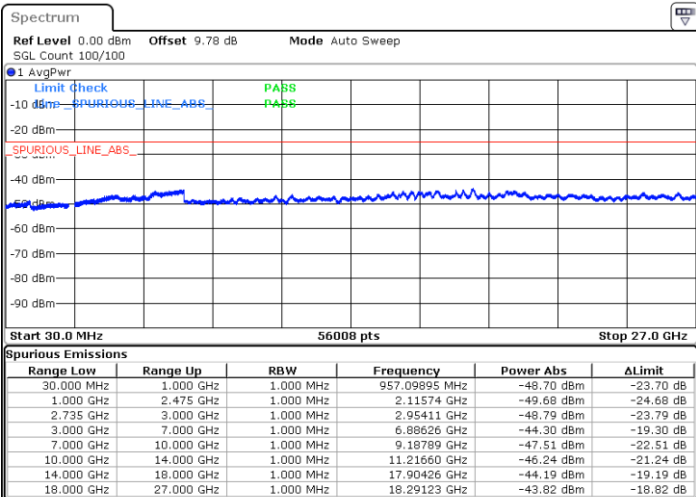


Date: 3 JUL 2020 04:02:24

Date: 3 JUL 2020 03:57:25

Highest Channel / 1RB0

N/A



Date: 3 JUL 2020 03:52:31

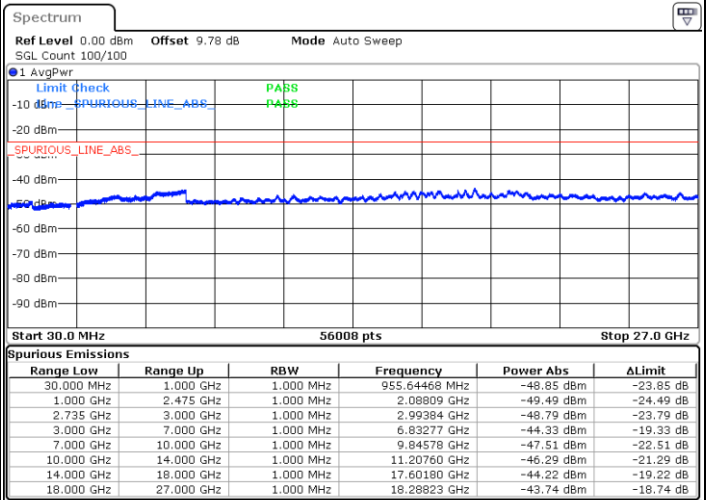
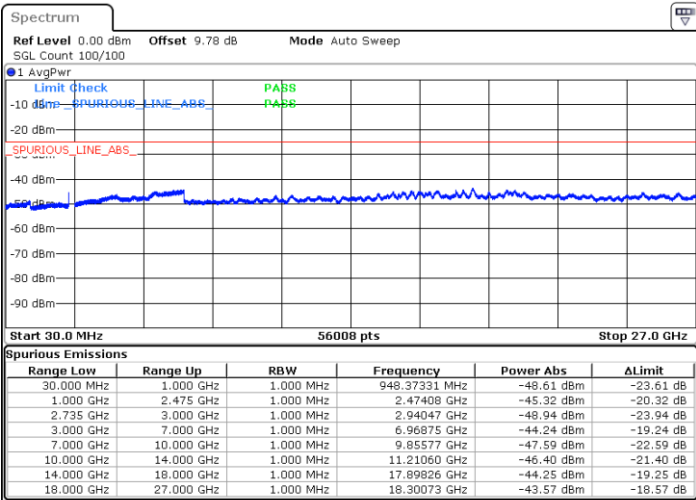


LTE Band 41C / 20MHz+15MHz

64QAM

Lowest Channel / 1RB0

Middle Channel / 1RB0

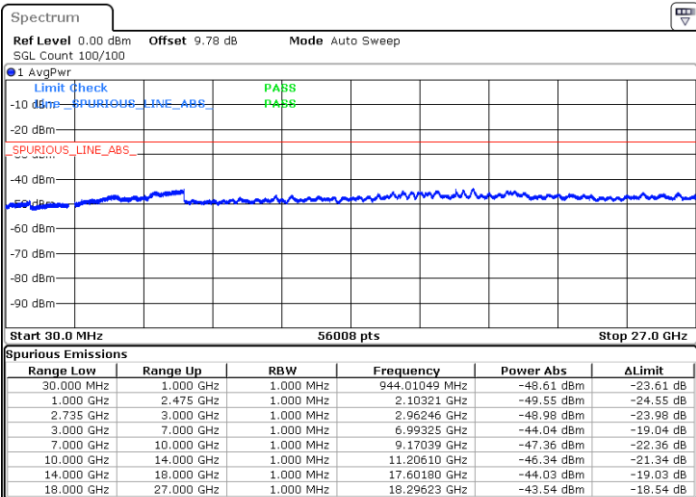


Date: 3 JUL 2020 04:01:18

Date: 3 JUL 2020 03:59:05

Highest Channel / 1RB0

N/A



Date: 3 JUL 2020 03:51:28

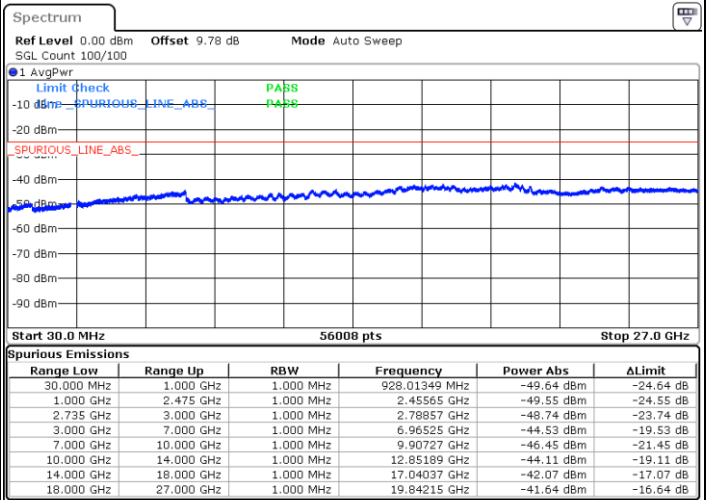
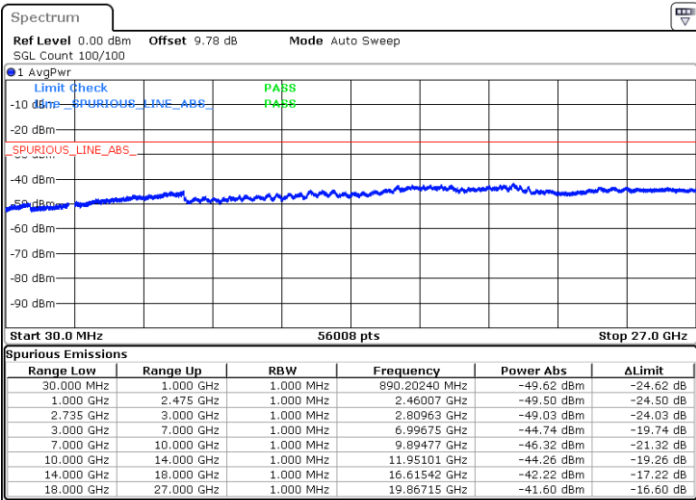


LTE Band 41C / 20MHz+20MHz

QPSK

Lowest Channel / 1RB0

Middle Channel / 1RB0

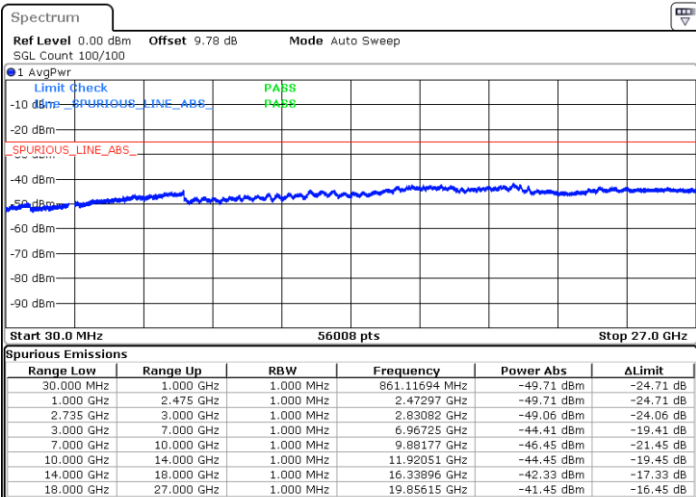


Date: 3 JUL 2020 23:33:55

Date: 3 JUL 2020 23:30:24

Highest Channel / 1RB0

N/A



Date: 3 JUL 2020 23:10:44

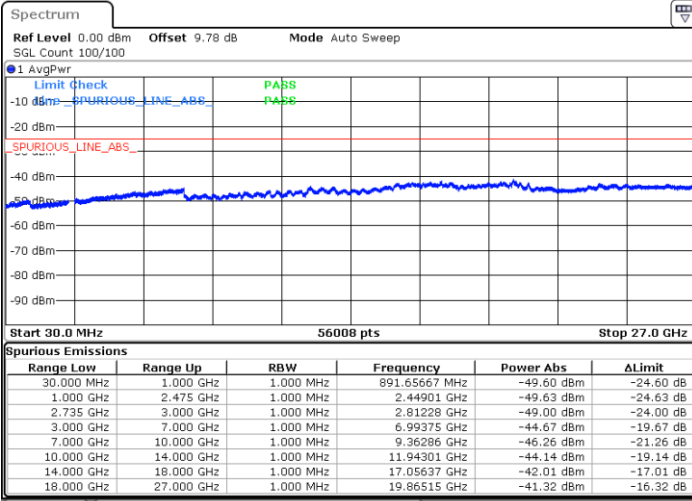


LTE Band 41C / 20MHz+20MHz

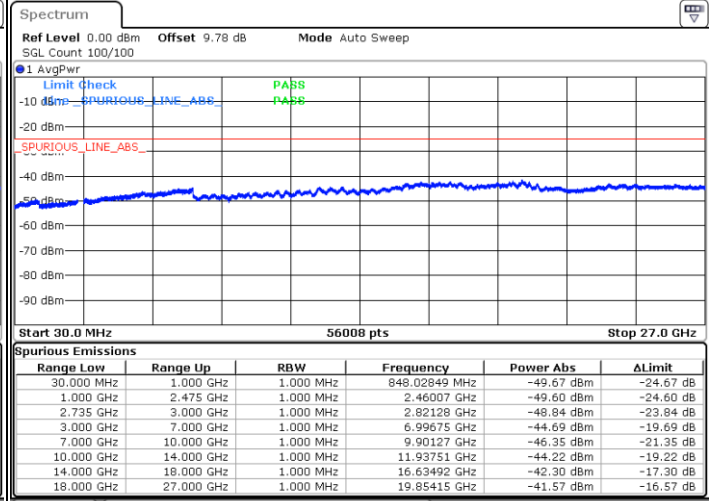
16QAM

Lowest Channel / 1RB0

Middle Channel / 1RB0



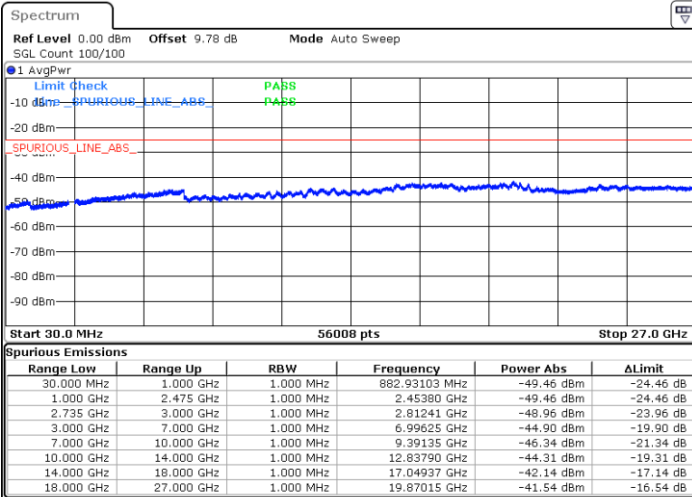
Date: 3 JUL 2020 23:35:00



Date: 3 JUL 2020 23:20:21

Highest Channel / 1RB0

N/A



Date: 3 JUL 2020 23:11:45

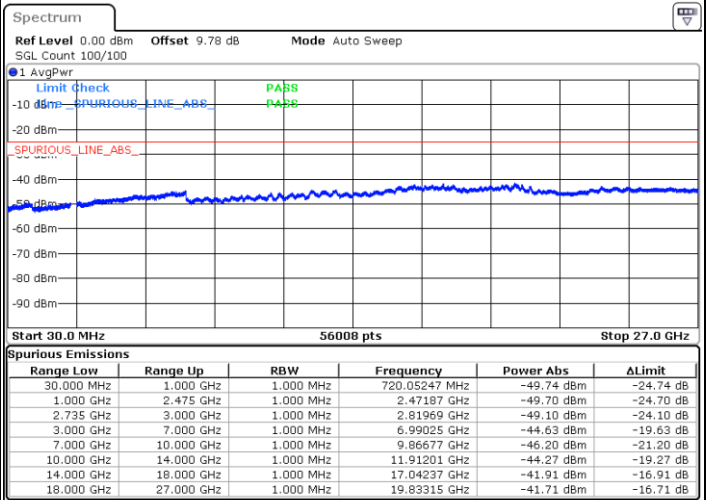
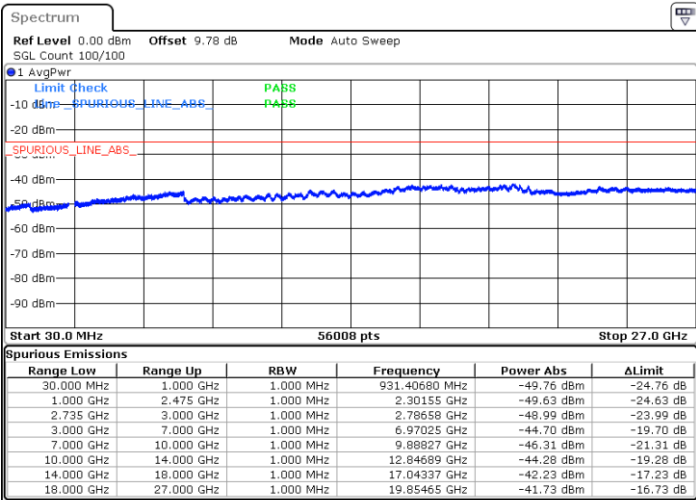


LTE Band 41C / 20MHz+20MHz

64QAM

Lowest Channel / 1RB0

Middle Channel / 1RB0

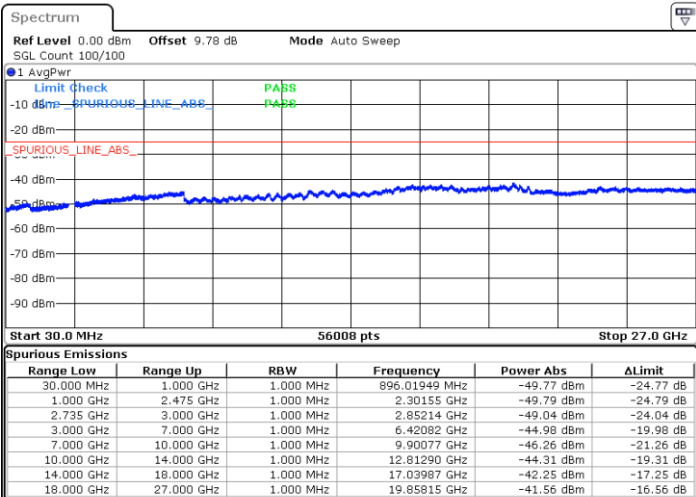


Date: 3 JUL 2020 23:36:18

Date: 3 JUL 2020 23:18:31

Highest Channel / 1RB0

N/A



Date: 3 JUL 2020 23:12:58



Appendix B. Test Results of Radiated Test

Radiated Spurious Emission

Top Antenna

LTE Band 12 / 10MHz / QPSK								
Channel	Frequency (MHz)	EIRP (dBm)	Limit (dBm)	Over Limit (dB)	S.G. Power (dBm)	TX Cable loss (dB)	TX Antenna Gain (dBi)	Polarization (H/V)
Lowest	1400	-66.72	-13	-53.72	-73.69	1.58	10.70	H
	2098	-45.51	-13	-32.51	-53.76	2.102	12.50	H
	2798	-63.44	-13	-50.44	-72.33	2.856	13.90	H
	3498	-52.49	-13	-39.49	-60.95	2.689	13.30	H
	1400	-63.08	-13	-50.08	-70.05	1.58	10.70	V
	2098	-39.33	-13	-26.33	-47.58	2.10	12.50	V
	2798	-62.87	-13	-49.87	-71.76	2.86	13.90	V
	3498	-54.61	-13	-41.61	-63.07	2.69	13.30	V
Middle	1406	-64.59	-13	-51.59	-71.56	1.58	10.70	H
	2110	-45.98	-13	-32.98	-54.23	2.102	12.50	H
	2812	-63.07	-13	-50.07	-71.96	2.856	13.90	H
	3516	-57.95	-13	-44.95	-66.41	2.689	13.30	H
	1406	-65.16	-13	-52.16	-72.13	1.58	10.70	V
	2110	-41.25	-13	-28.25	-49.50	2.10	12.50	V
	2812	-62.09	-13	-49.09	-70.98	2.86	13.90	V
	3516	-55.35	-13	-42.35	-63.81	2.69	13.30	V
Highest	1412	-65.91	-13	-52.91	-72.88	1.58	10.70	H
	2120	-43.86	-13	-30.86	-52.11	2.102	12.50	H
	2826	-63.36	-13	-50.36	-72.25	2.856	13.90	H
	3534	-54.08	-13	-41.08	-62.54	2.689	13.30	H
	1414	-63.13	-13	-50.13	-70.10	1.58	10.70	V
	2120	-39.29	-13	-26.29	-47.54	2.10	12.50	V
	2826	-62.64	-13	-49.64	-71.53	2.86	13.90	V
	3534	-57.29	-13	-44.29	-65.75	2.69	13.30	V

Remark: Spurious emissions within 30-1000MHz were found more than 20dB below limit line.



Bottom Antenna

LTE Band 7 / 20MHz / QPSK								
Channel	Frequency (MHz)	EIRP (dBm)	Limit (dBm)	Over Limit (dB)	S.G. Power (dBm)	TX Cable loss (dB)	TX Antenna Gain (dBi)	Polarization (H/V)
Lowest	5004	-58.43	-25	-33.43	-68.64	3.03	13.24	H
	7504	-53.26	-25	-28.26	-62.71	3.56	13.01	H
	10000	-58.12	-25	-33.12	-67.64	3.92	13.44	H
	5004	-65.02	-25	-40.02	-75.23	3.03	13.24	V
	7504	-54.49	-25	-29.49	-63.94	3.56	13.01	V
	10000	-57.92	-25	-32.92	-67.44	3.92	13.44	V
Middle	5052	-54.99	-25	-29.99	-65.20	3.03	13.24	H
	7580	-53.96	-25	-28.96	-63.41	3.56	13.01	H
	10100	-58.48	-25	-33.48	-68.00	3.92	13.44	H
	5052	-61.25	-25	-36.25	-71.46	3.03	13.24	V
	7580	-54.31	-25	-29.31	-63.76	3.56	13.01	V
	10100	-58.50	-25	-33.50	-68.02	3.92	13.44	V
Highest	5104	-59.60	-25	-34.60	-69.81	3.03	13.24	H
	7652	-50.07	-25	-25.07	-59.52	3.56	13.01	H
	10200	-58.65	-25	-33.65	-68.17	3.92	13.44	H
	5104	-55.36	-25	-30.36	-65.57	3.03	13.24	V
	7652	-51.52	-25	-26.52	-60.97	3.56	13.01	V
	10200	-58.79	-25	-33.79	-68.31	3.92	13.44	V

Remark: Spurious emissions within 30-1000MHz were found more than 20dB below limit line.



LTE Band 12 / 10MHz / QPSK								
Channel	Frequency (MHz)	EIRP (dBm)	Limit (dBm)	Over Limit (dB)	S.G. Power (dBm)	TX Cable loss (dB)	TX Antenna Gain (dBi)	Polarization (H/V)
Lowest	1400	-68.50	-13	-55.50	-75.47	1.58	10.70	H
	2098	-66.25	-13	-53.25	-74.50	2.102	12.50	H
	2798	-63.77	-13	-50.77	-72.66	2.856	13.90	H
	3498	-62.39	-13	-49.39	-70.85	2.689	13.30	H
	1400	-68.29	-13	-55.29	-75.26	1.58	10.70	V
	2098	-65.88	-13	-52.88	-74.13	2.10	12.50	V
	2798	-63.65	-13	-50.65	-72.54	2.86	13.90	V
	3498	-62.36	-13	-49.36	-70.82	2.69	13.30	V
Middle	1406	-67.80	-13	-54.80	-74.77	1.58	10.70	H
	2110	-65.86	-13	-52.86	-74.11	2.102	12.50	H
	2812	-63.79	-13	-50.79	-72.68	2.856	13.90	H
	3516	-61.75	-13	-48.75	-70.21	2.689	13.30	H
	1406	-67.40	-13	-54.40	-74.37	1.58	10.70	V
	2110	-64.99	-13	-51.99	-73.24	2.10	12.50	V
	2812	-63.63	-13	-50.63	-72.52	2.86	13.90	V
	3516	-61.78	-13	-48.78	-70.24	2.69	13.30	V
Highest	1414	-68.56	-13	-55.56	-75.53	1.58	10.70	H
	2120	-65.88	-13	-52.88	-74.13	2.102	12.50	H
	2826	-63.87	-13	-50.87	-72.76	2.856	13.90	H
	3534	-61.72	-13	-48.72	-70.18	2.689	13.30	H
	1414	-67.80	-13	-54.80	-74.77	1.58	10.70	V
	2120	-65.14	-13	-52.14	-73.39	2.10	12.50	V
	2826	-63.44	-13	-50.44	-72.33	2.86	13.90	V
	3534	-61.70	-13	-48.70	-70.16	2.69	13.30	V

Remark: Spurious emissions within 30-1000MHz were found more than 20dB below limit line.



LTE Band 13 / 5MHz / QPSK								
Channel	Frequency (MHz)	EIRP (dBm)	Limit (dBm)	Over Limit (dB)	S.G. Power (dBm)	TX Cable loss (dB)	TX Antenna Gain (dBi)	Polarization (H/V)
Lowest	1554	-67.60	-13	-54.60	-70.23	1.09	5.87	H
	2332	-63.54	-13	-50.54	-65.94	1.37	5.92	H
	3108	-63.10	-13	-50.10	-66.99	1.64	7.68	H
	1554	-67.43	-13	-54.43	-70.06	1.09	5.87	V
	2332	-61.70	-13	-48.70	-64.10	1.37	5.92	V
	3108	-63.11	-13	-50.11	-67.00	1.64	7.68	V
Middle	1560	-67.52	-42.15	-25.37	-70.15	1.09	5.87	H
	2340	-63.35	-13	-50.35	-65.75	1.37	5.92	H
	3120	-62.88	-13	-49.88	-66.77	1.64	7.68	H
	1560	-67.07	-42.15	-24.92	-69.70	1.09	5.87	V
	2340	-61.34	-13	-48.34	-63.74	1.37	5.92	V
	3120	-63.08	-13	-50.08	-66.97	1.64	7.68	V
Highest	1564	-67.76	-42.15	-25.61	-70.39	1.09	5.87	H
	2348	-63.89	-13	-50.89	-66.29	1.37	5.92	H
	3132	-63.13	-13	-50.13	-67.02	1.64	7.68	H
	1564	-67.61	-42.15	-25.46	-70.24	1.09	5.87	V
	2348	-61.50	-13	-48.50	-63.90	1.37	5.92	V
	3132	-63.56	-13	-50.56	-67.45	1.64	7.68	V

Remark: Spurious emissions within 30-1000MHz were found more than 20dB below limit line.

LTE Band 13 / 10MHz / QPSK								
Channel	Frequency (MHz)	EIRP (dBm)	Limit (dBm)	Over Limit (dB)	S.G. Power (dBm)	TX Cable loss (dB)	TX Antenna Gain (dBi)	Polarization (H/V)
Middle	1556	-67.29	-13	-54.29	-69.92	1.09	5.87	H
	2332	-63.41	-13	-50.41	-65.81	1.37	5.92	H
	3108	-63.37	-13	-50.37	-67.26	1.64	7.68	H
	1556	-67.10	-13	-54.10	-69.73	1.09	5.87	V
	2332	-61.93	-13	-48.93	-64.33	1.37	5.92	V
	3108	-62.98	-13	-49.98	-66.87	1.64	7.68	V

Remark: Spurious emissions within 30-1000MHz were found more than 20dB below limit line.



LTE Band 41 / 20MHz / QPSK								
Channel	Frequency (MHz)	EIRP (dBm)	Limit (dBm)	Over Limit (dB)	S.G. Power (dBm)	TX Cable loss (dB)	TX Antenna Gain (dBi)	Polarization (H/V)
Lowest	4992	-63.71	-25	-38.71	-73.92	3.03	13.24	H
	7492	-50.24	-25	-25.24	-59.69	3.56	13.01	H
	9990	-57.15	-25	-32.15	-66.67	3.92	13.44	H
	4996	-60.66	-25	-35.66	-70.87	3.03	13.24	V
	7492	-46.57	-25	-21.57	-56.02	3.56	13.01	V
	9990	-57.19	-25	-32.19	-66.71	3.92	13.44	V
Middle	5168	-60.51	-25	-35.51	-70.72	3.03	13.24	H
	7752	-55.06	-25	-30.06	-64.51	3.56	13.01	H
	10340	-57.72	-25	-32.72	-67.24	3.92	13.44	H
	5168	-59.96	-25	-34.96	-70.17	3.03	13.24	V
	7752	-46.62	-25	-21.62	-56.07	3.56	13.01	V
	10340	-57.65	-25	-32.65	-67.17	3.92	13.44	V
Highest	5344	-62.37	-25	-37.37	-72.58	3.03	13.24	H
	8010	-58.29	-25	-33.29	-67.74	3.56	13.01	H
	10680	-56.04	-25	-31.04	-65.56	3.92	13.44	H
	5344	-60.26	-25	-35.26	-70.47	3.03	13.24	V
	8010	-53.90	-25	-28.90	-63.35	3.56	13.01	V
	10680	-55.45	-25	-30.45	-64.97	3.92	13.44	V

Remark: Spurious emissions within 30-1000MHz were found more than 20dB below limit line.

LTE Band 71 / 20MHz / QPSK								
Channel	Frequency (MHz)	EIRP (dBm)	Limit (dBm)	Over Limit (dB)	S.G. Power (dBm)	TX Cable loss (dB)	TX Antenna Gain (dBi)	Polarization (H/V)
Lowest	1328	-66.73	-13	-53.73	-68.48	1.02	4.92	H
	1992	-58.85	-13	-45.85	-60.82	1.27	5.39	H
	2656	-63.98	-13	-50.98	-66.91	1.49	6.57	H
	1328	-65.26	-13	-52.26	-67.01	1.02	4.92	V
	1992	-57.25	-13	-44.25	-59.22	1.27	5.39	V
	2656	-63.81	-13	-50.81	-66.74	1.49	6.57	V
Middle	1348	-67.53	-13	-54.53	-69.28	1.02	4.92	H
	2022	-57.78	-13	-44.78	-59.75	1.27	5.39	H
	2696	-63.99	-13	-50.99	-66.92	1.49	6.57	H
	1348	-65.76	-13	-52.76	-67.51	1.02	4.92	V
	2022	-55.80	-13	-42.80	-57.77	1.27	5.39	V
	2696	-63.72	-13	-50.72	-66.65	1.49	6.57	V
Highest	1358	-68.00	-13	-55.00	-69.75	1.02	4.92	H
	2038	-56.93	-13	-43.93	-58.90	1.27	5.39	H
	2716	-63.92	-13	-50.92	-66.85	1.49	6.57	H
	1358	-66.35	-13	-53.35	-68.10	1.02	4.92	V
	2038	-54.81	-13	-41.81	-56.78	1.27	5.39	V
	2716	-63.72	-13	-50.72	-66.65	1.49	6.57	V

Remark: Spurious emissions within 30-1000MHz were found more than 20dB below limit line.



LTE Band 41C_CA / 20MHz+20MHz / QPSK								
Channel	Frequency (MHz)	EIRP (dBm)	Limit (dBm)	Over Limit (dB)	S.G. Power (dBm)	TX Cable loss (dB)	TX Antenna Gain (dBi)	Polarization (H/V)
Lowest	4996	-65.84	-25	-40.84	-76.05	3.03	13.24	H
	7492	-60.86	-25	-35.86	-70.31	3.56	13.01	H
	9990	-57.27	-25	-32.27	-66.79	3.92	13.44	H
	4996	-65.99	-25	-40.99	-76.20	3.03	13.24	V
	7492	-60.66	-25	-35.66	-70.11	3.56	13.01	V
	9990	-57.14	-25	-32.14	-66.66	3.92	13.44	V
Middle	5168	-64.97	-25	-39.97	-75.18	3.03	13.24	H
	7752	-59.09	-25	-34.09	-68.54	3.56	13.01	H
	10340	-57.70	-25	-32.70	-67.22	3.92	13.44	H
	5168	-65.00	-25	-40.00	-75.21	3.03	13.24	V
	7752	-59.68	-25	-34.68	-69.13	3.56	13.01	V
	10340	-57.81	-25	-32.81	-67.33	3.92	13.44	V
Highest	5344	-65.46	-25	-40.46	-75.67	3.03	13.24	H
	8010	-59.56	-25	-34.56	-69.01	3.56	13.01	H
	10680	-56.38	-25	-31.38	-65.90	3.92	13.44	H
	5344	-65.74	-25	-40.74	-75.95	3.03	13.24	V
	8010	-59.34	-25	-34.34	-68.79	3.56	13.01	V
	10680	-56.10	-25	-31.10	-65.62	3.92	13.44	V

Remark: Spurious emissions within 30-1000MHz were found more than 20dB below limit line.