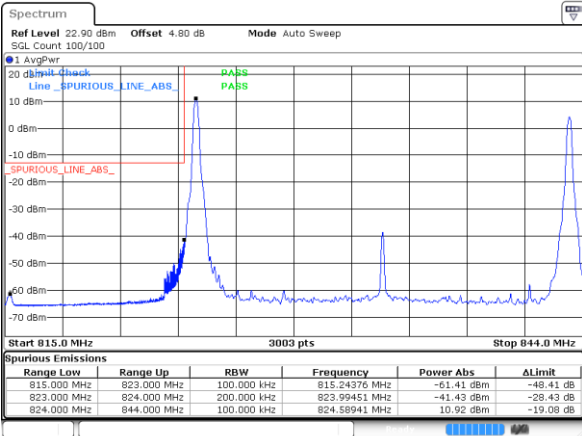




LTE Band 5B / 10MHz+10MHz

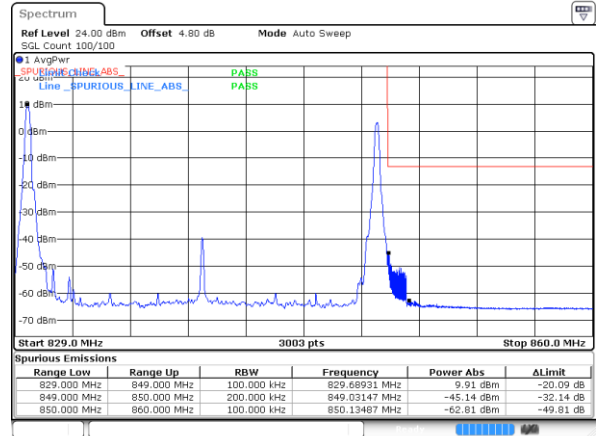
64QAM

Lowest Band Edge / 1RB0 and 1RB49



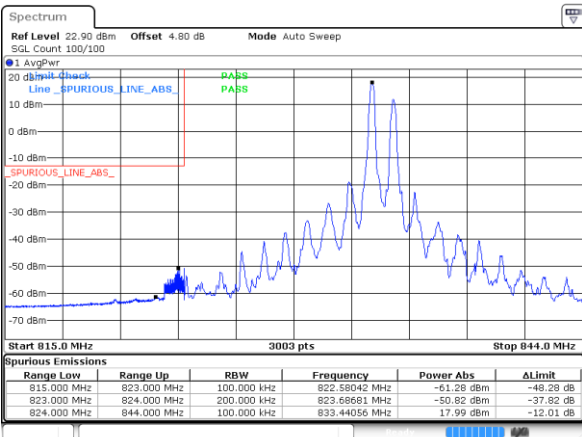
Date: 2 JUL 2020 18:23:15

Highest Band Edge / 1RB0 and 1RB49



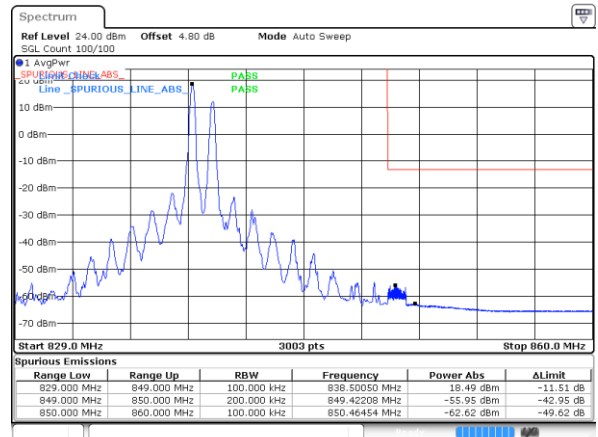
Date: 2 JUL 2020 17:47:02

Lowest Band Edge / 1RB49 and 1RB0



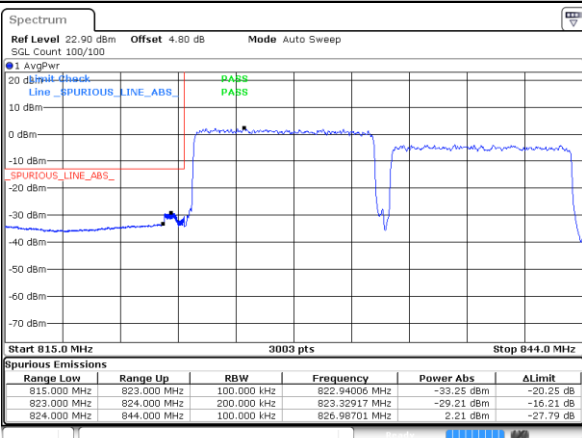
Date: 2 JUL 2020 18:21:16

Highest Band Edge / 1RB49 and 1RB0



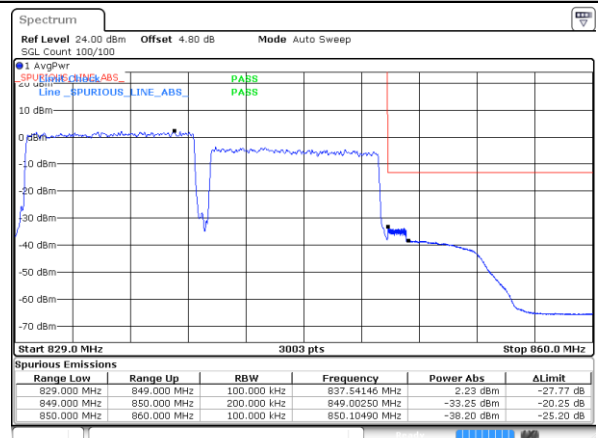
Date: 2 JUL 2020 17:48:54

Lowest Band Edge / Full RB



Date: 2 JUL 2020 18:31:20

Highest Band Edge / Full RB



Date: 2 JUL 2020 18:02:35



Conducted Spurious Emission

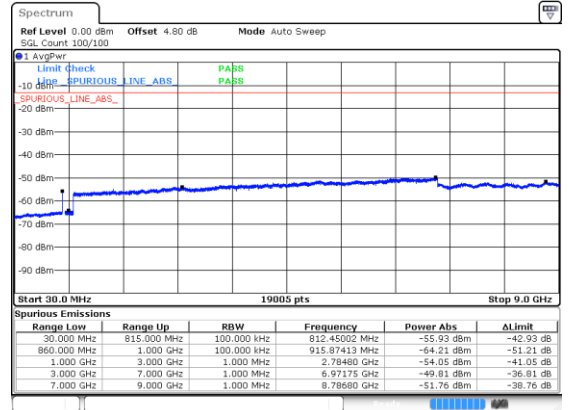
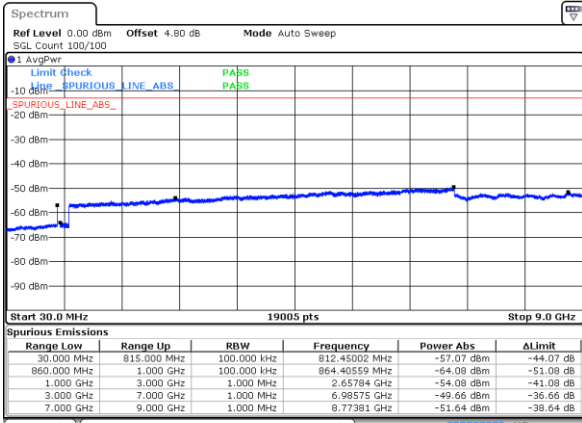
LTE Band 5B / 3MHz+5MHz

QPSK

16QAM

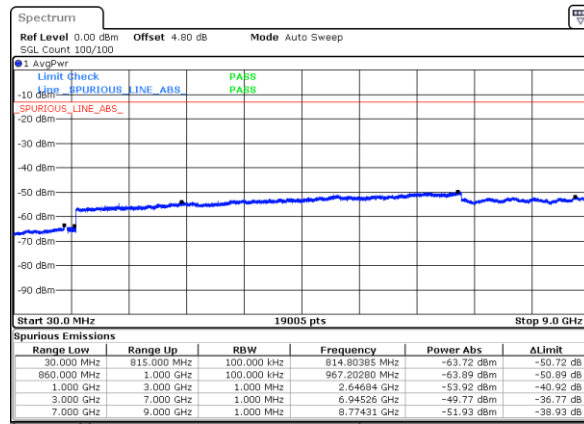
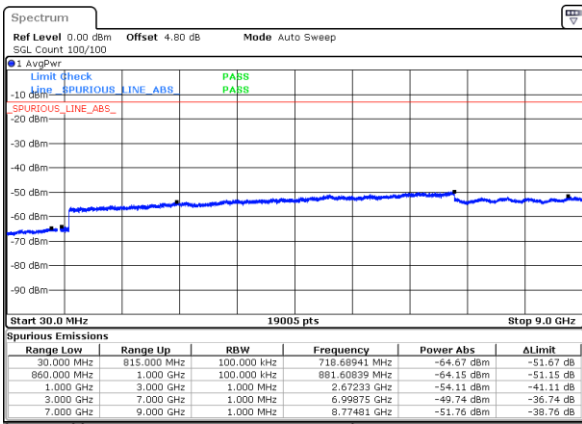
Lowest Channel / 1RB14 and 1RB0

Lowest Channel / 1RB14 and 1RB0



Middle Channel / 1RB14 and 1RB0

Middle Channel / 1RB14 and 1RB0

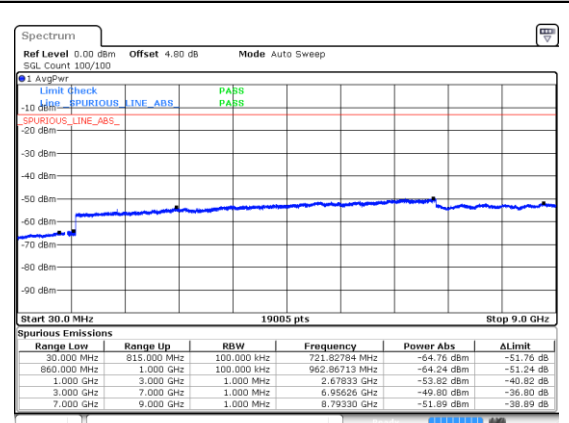
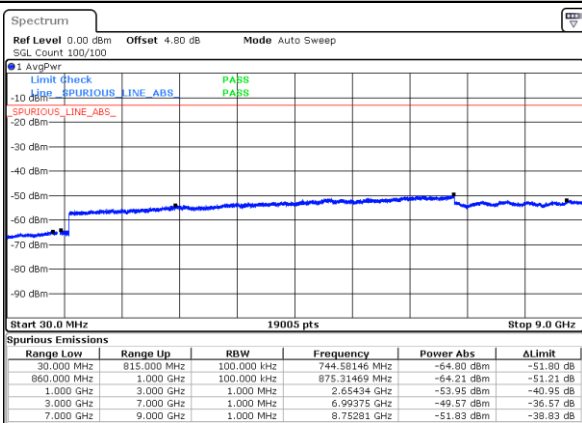


Date: 1.JUL.2020 23:03:12

Date: 1.JUL.2020 23:03:55

Highest Channel / 1RB14 and 1RB0

Highest Channel / 1RB14 and 1RB0



Date: 1.JUL.2020 23:09:24

Date: 1.JUL.2020 23:08:24



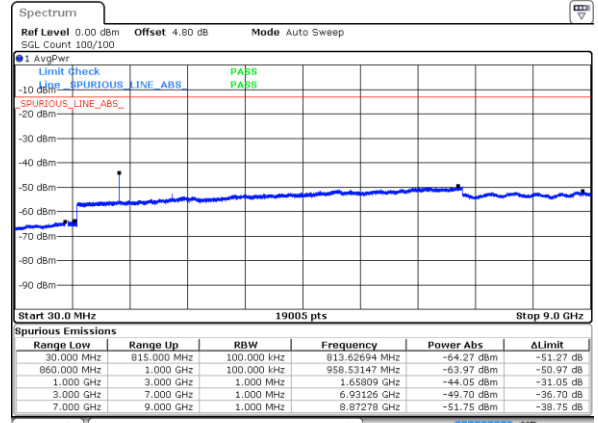
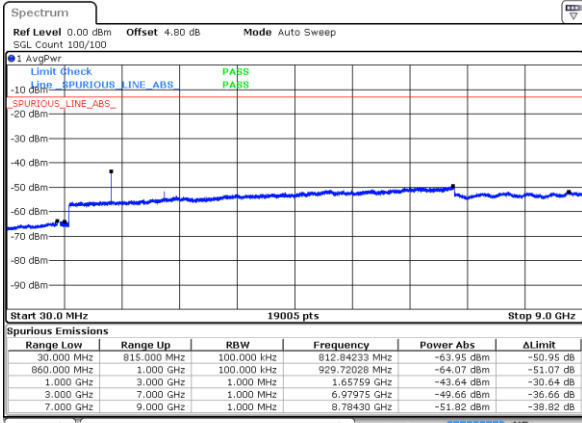
LTE Band 5B / 5MHz+3MHz

QPSK

16QAM

Lowest Channel / 1RB24 and 1RB0

Lowest Channel / 1RB24 and 1RB0

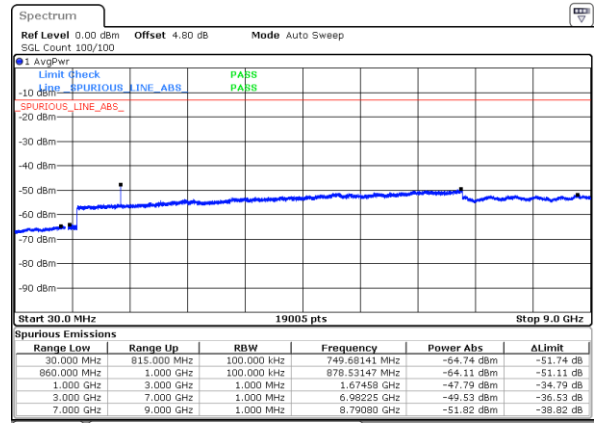
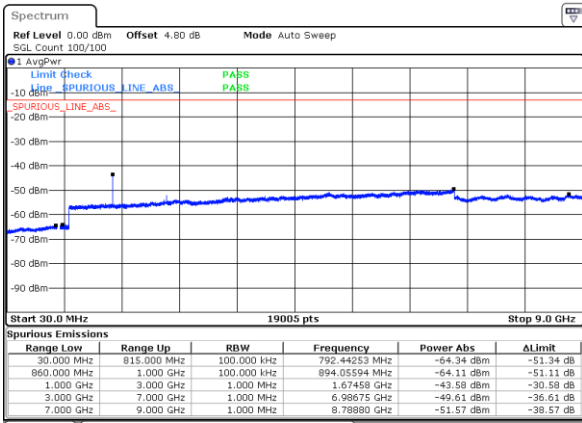


Date: 2.JUL.2020 12:44:27

Date: 2.JUL.2020 12:49:42

Middle Channel / 1RB24 and 1RB0

Middle Channel / 1RB24 and 1RB0

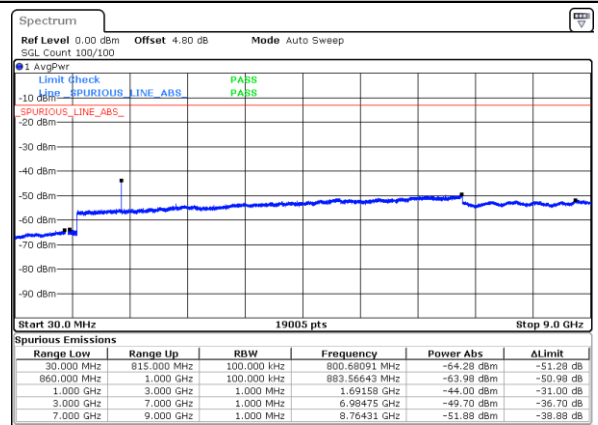
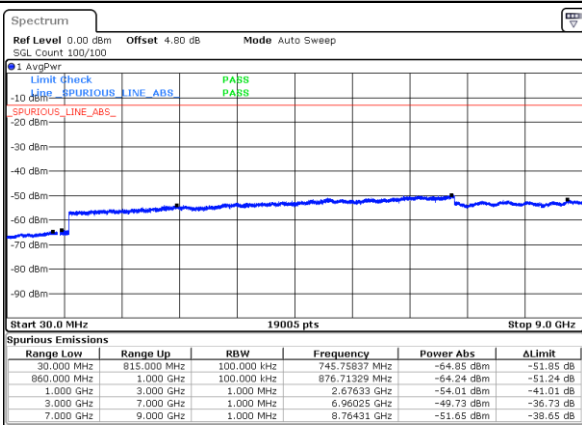


Date: 2.JUL.2020 12:54:34

Date: 2.JUL.2020 12:53:57

Highest Channel / 1RB24 and 1RB0

Highest Channel / 1RB24 and 1RB0



Date: 2.JUL.2020 13:07:21

Date: 2.JUL.2020 13:06:52



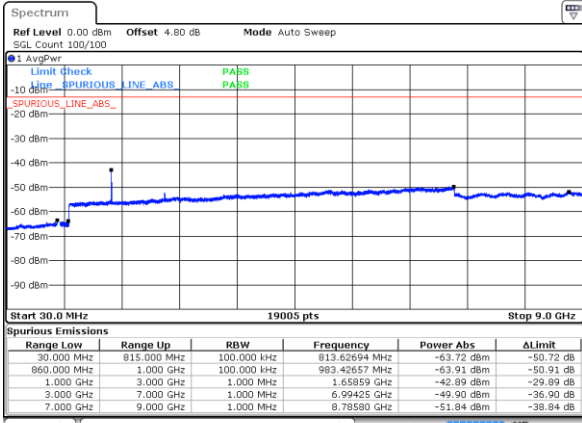
LTE Band 5B / 5MHz+10MHz

QPSK

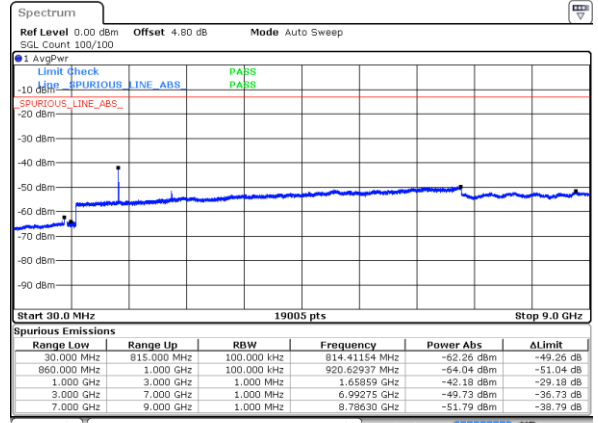
16QAM

Lowest Channel / 1RB24 and 1RB0

Lowest Channel / 1RB24 and 1RB0



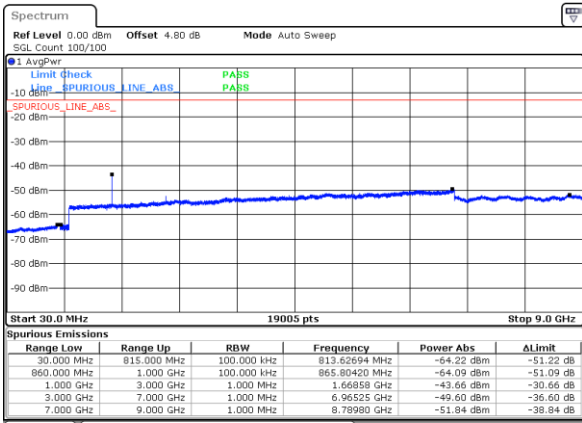
Date: 2.JUL.2020 14:48:44



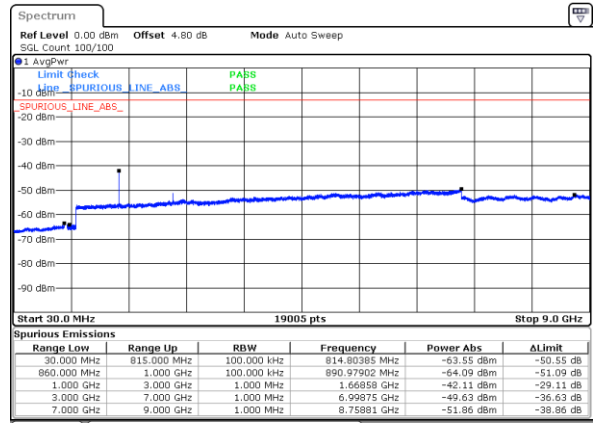
Date: 2.JUL.2020 14:50:55

Middle Channel / 1RB24 and 1RB0

Middle Channel / 1RB24 and 1RB0



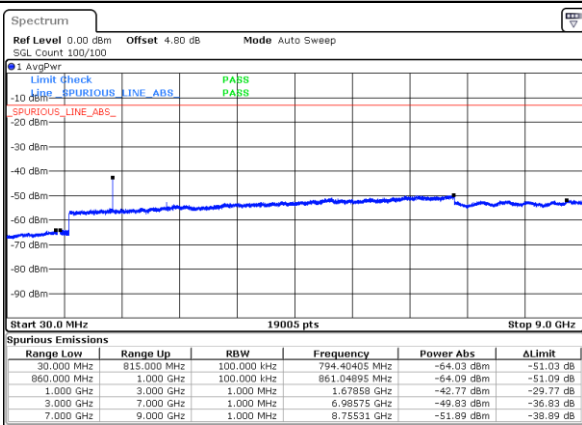
Date: 2.JUL.2020 15:28:44



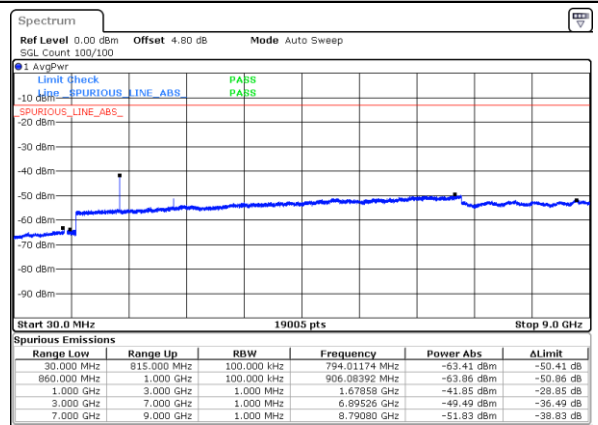
Date: 2.JUL.2020 15:28:00

Highest Channel / 1RB24 and 1RB0

Highest Channel / 1RB24 and 1RB0



Date: 2.JUL.2020 15:29:36



Date: 2.JUL.2020 15:31:29



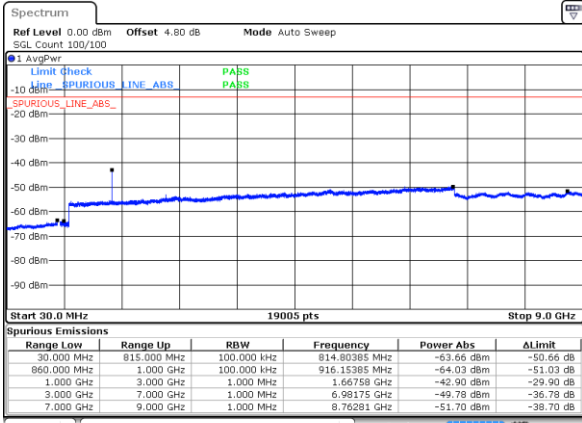
LTE Band 5B / 10MHz+5MHz

QPSK

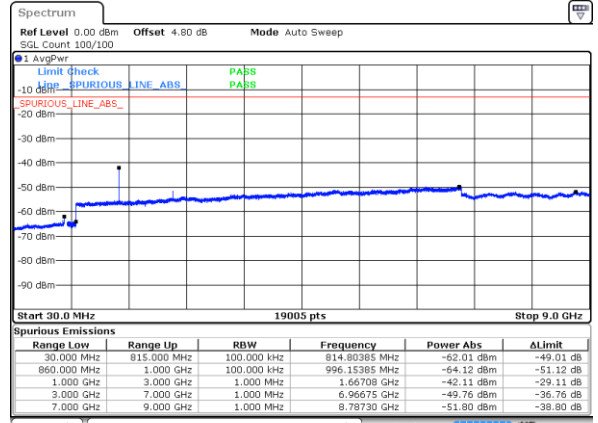
16QAM

Lowest Channel / 1RB49 and 1RB0

Lowest Channel / 1RB49 and 1RB0



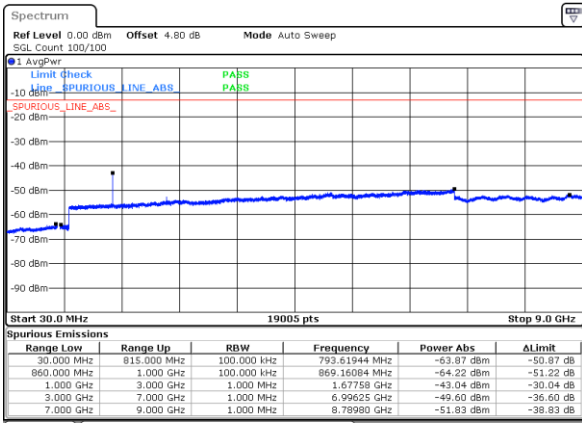
Date: 2.JUL.2020 16:03:34



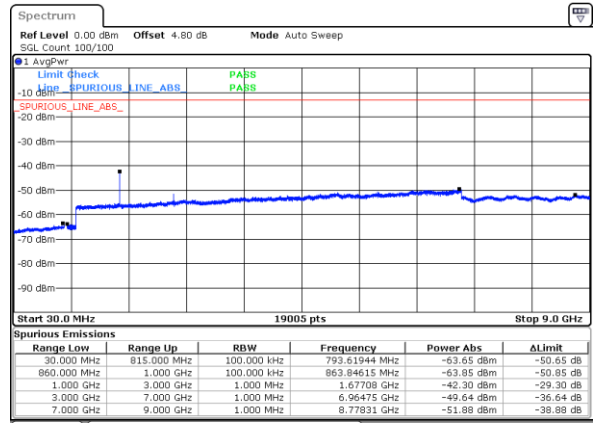
Date: 2.JUL.2020 16:06:50

Middle Channel / 1RB49 and 1RB0

Middle Channel / 1RB49 and 1RB0



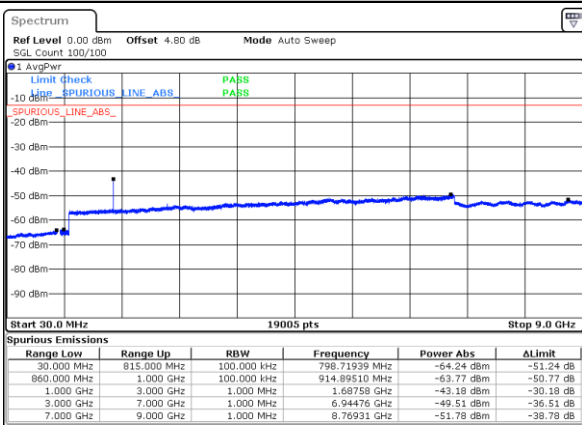
Date: 2.JUL.2020 16:11:20



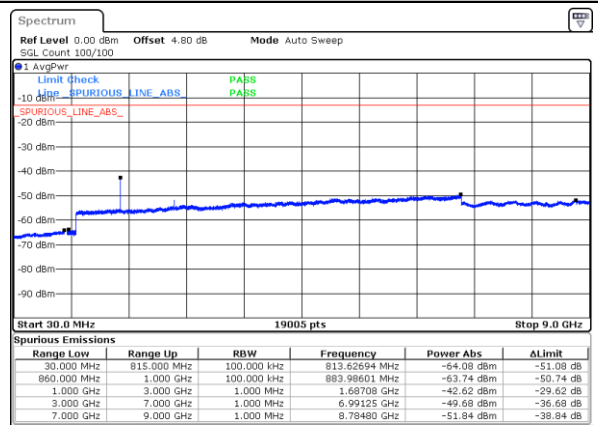
Date: 2.JUL.2020 16:10:42

Highest Channel / 1RB49 and 1RB0

Highest Channel / 1RB49 and 1RB0



Date: 2.JUL.2020 16:30:42



Date: 2.JUL.2020 16:29:37



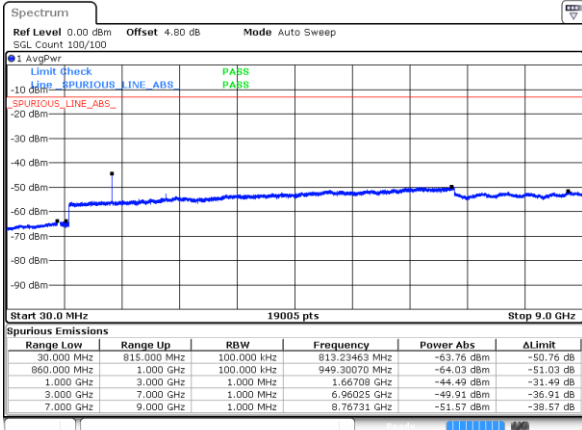
LTE Band 5B / 10MHz+10MHz

QPSK

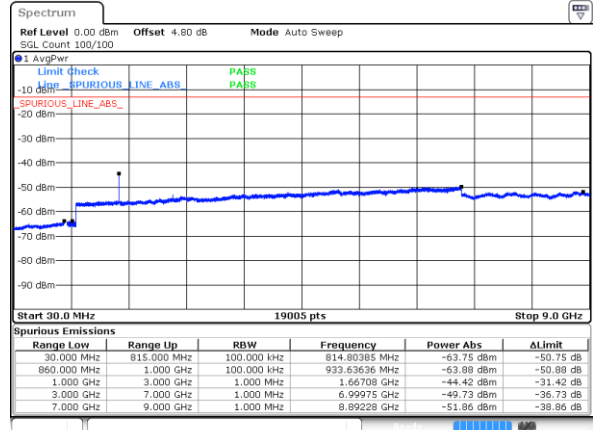
16QAM

Lowest Channel / 1RB49 and 1RB0

Lowest Channel / 1RB49 and 1RB0



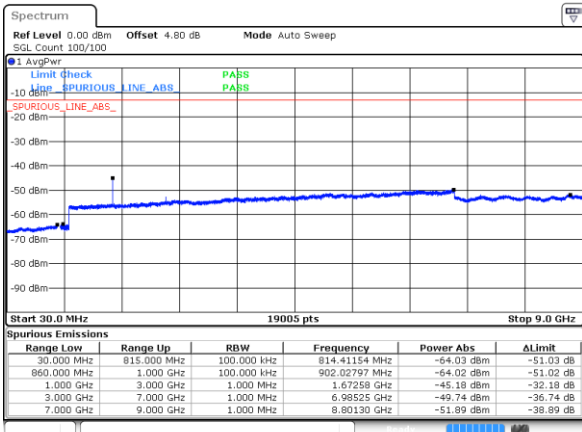
Date: 2.JUL.2020 18:18:51



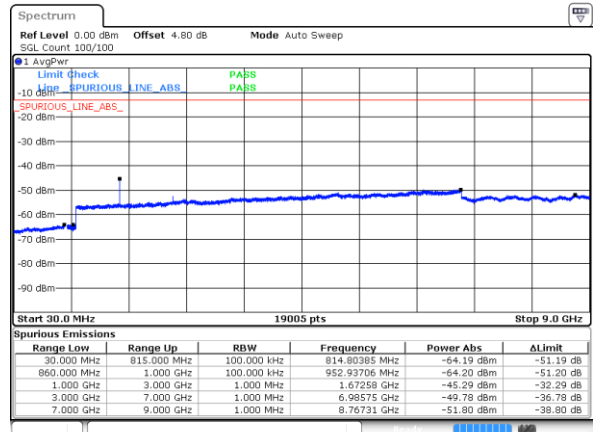
Date: 2.JUL.2020 18:20:13

Middle Channel / 1RB49 and 1RB0

Middle Channel / 1RB49 and 1RB0



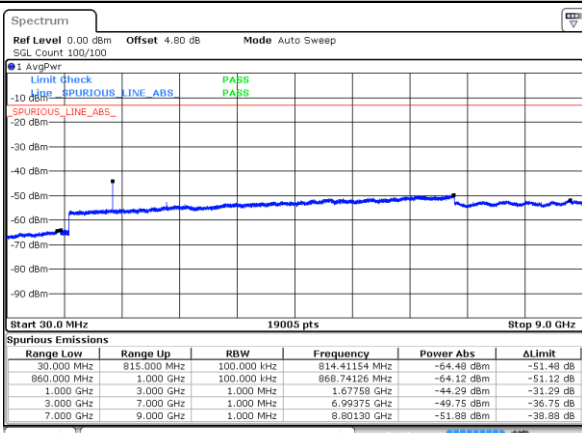
Date: 2.JUL.2020 18:16:03



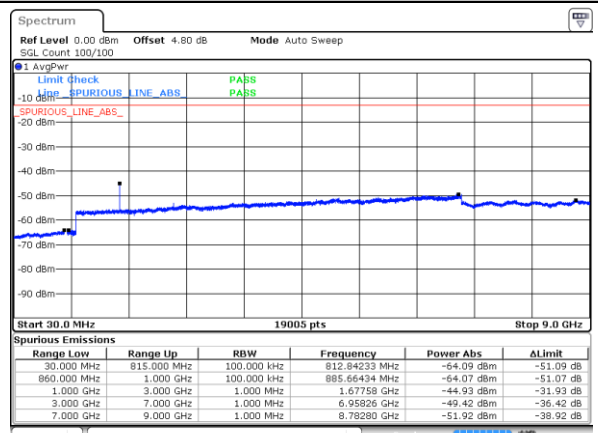
Date: 2.JUL.2020 18:37:20

Highest Channel / 1RB49 and 1RB0

Highest Channel / 1RB49 and 1RB0



Date: 2.JUL.2020 17:55:53



Date: 2.JUL.2020 17:54:41



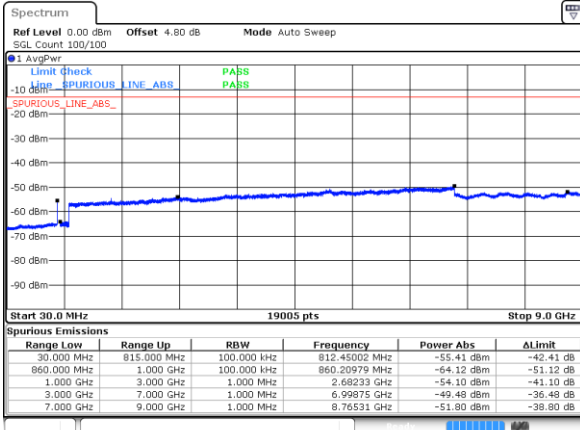
LTE Band 5B

3MHz+5MHz / 64QAM

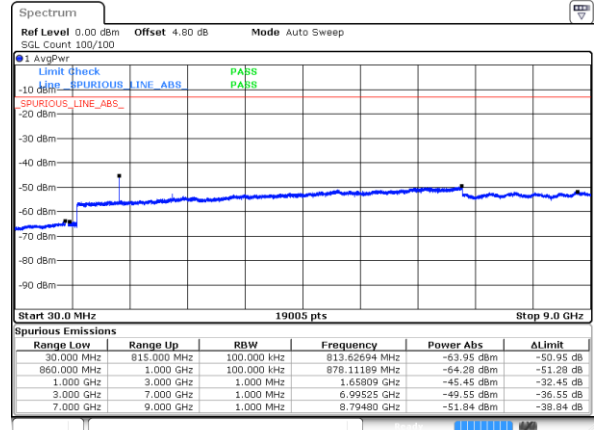
5MHz+3MHz / 64QAM

Lowest Channel / 1RB14 and 1RB0

Lowest Channel / 1RB24 and 1RB0



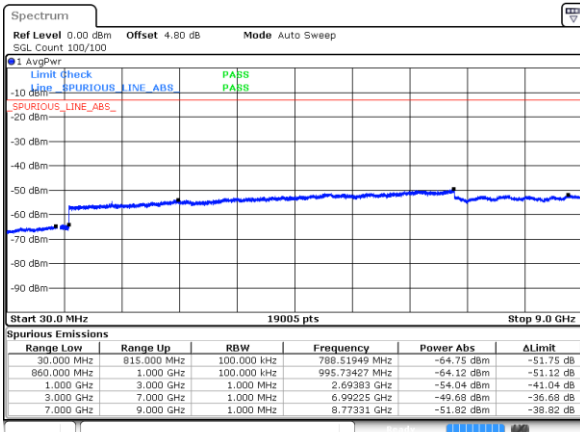
Date: 1.JUL.2020 22:05:54



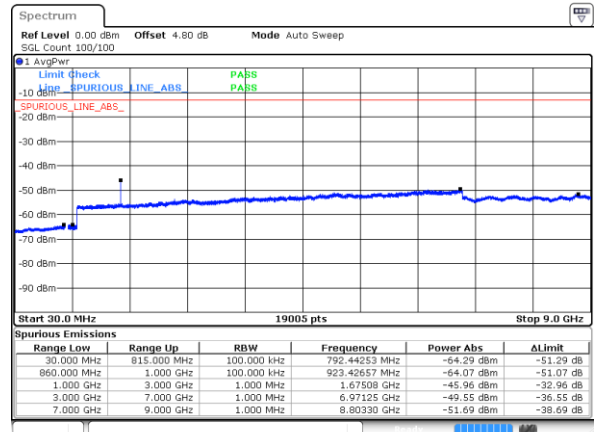
Date: 2.JUL.2020 12:51:00

Middle Channel / 1RB14 and 1RB0

Middle Channel / 1RB24 and 1RB0



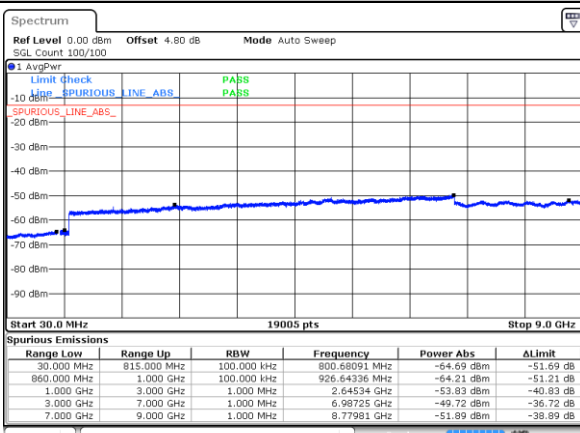
Date: 1.JUL.2020 23:05:13



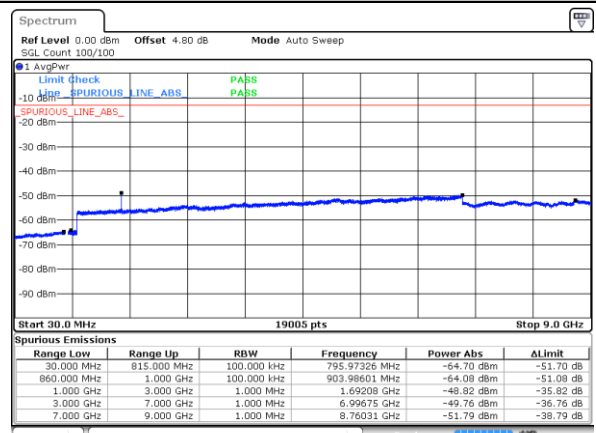
Date: 2.JUL.2020 12:53:25

Highest Channel / 1RB14 and 1RB0

Highest Channel / 1RB24 and 1RB0



Date: 1.JUL.2020 23:07:54



Date: 2.JUL.2020 13:05:19



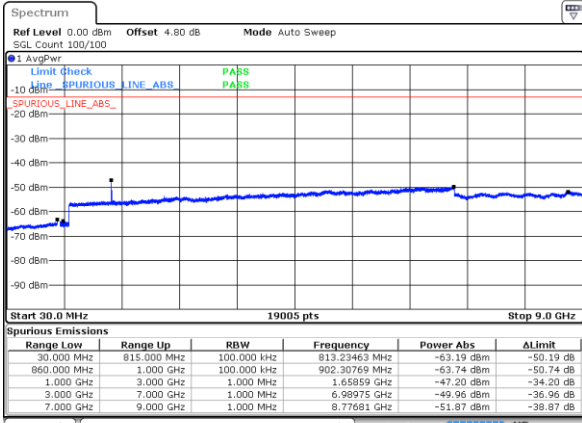
LTE Band 5B / 3MHz+5MHz

5MHz+10MHz / 64QAM

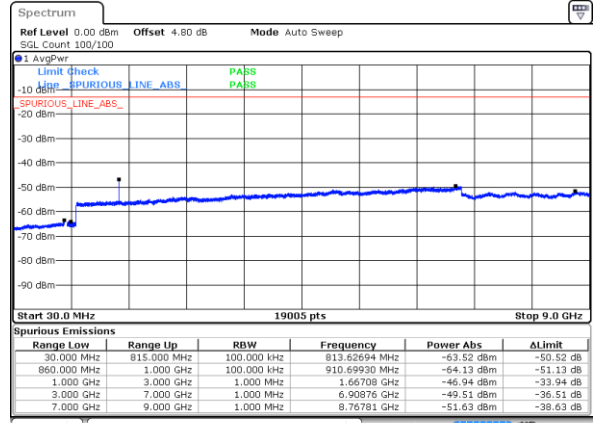
10MHz+5MHz / 64QAM

Lowest Channel / 1RB24 and 1RB0

Lowest Channel / 1RB49 and 1RB0



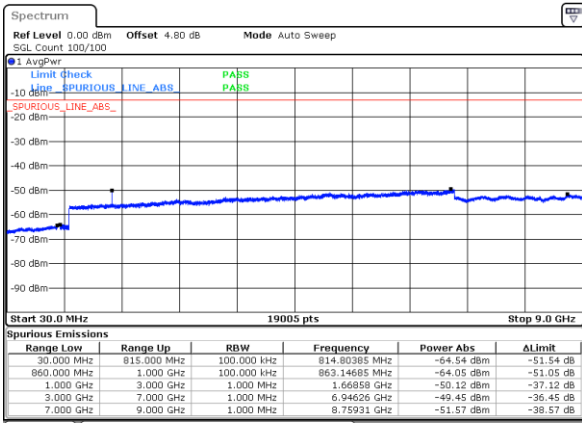
Date: 2.JUL.2020 14:52:00



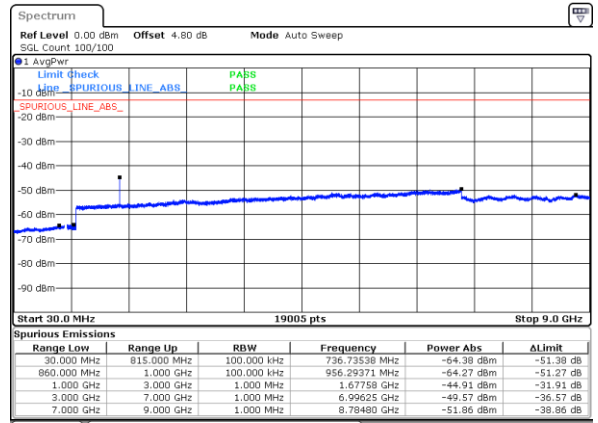
Date: 2.JUL.2020 16:08:50

Middle Channel / 1RB24 and 1RB0

Middle Channel / 1RB49 and 1RB0



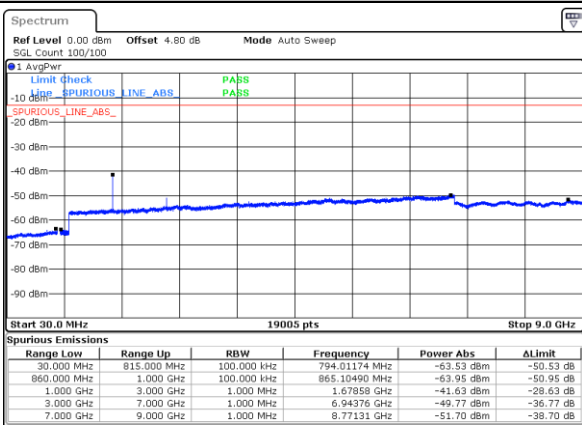
Date: 2.JUL.2020 15:27:26



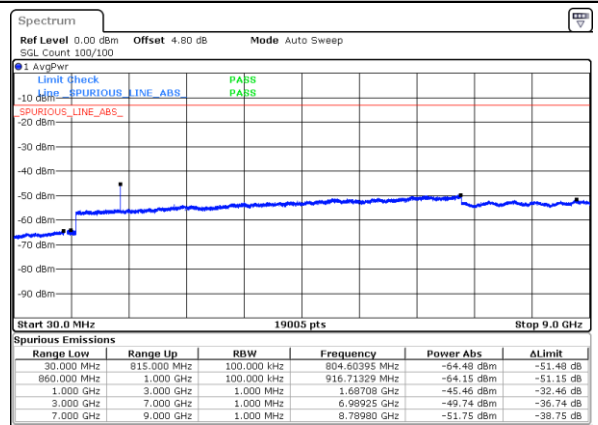
Date: 2.JUL.2020 16:10:08

Highest Channel / 1RB24 and 1RB0

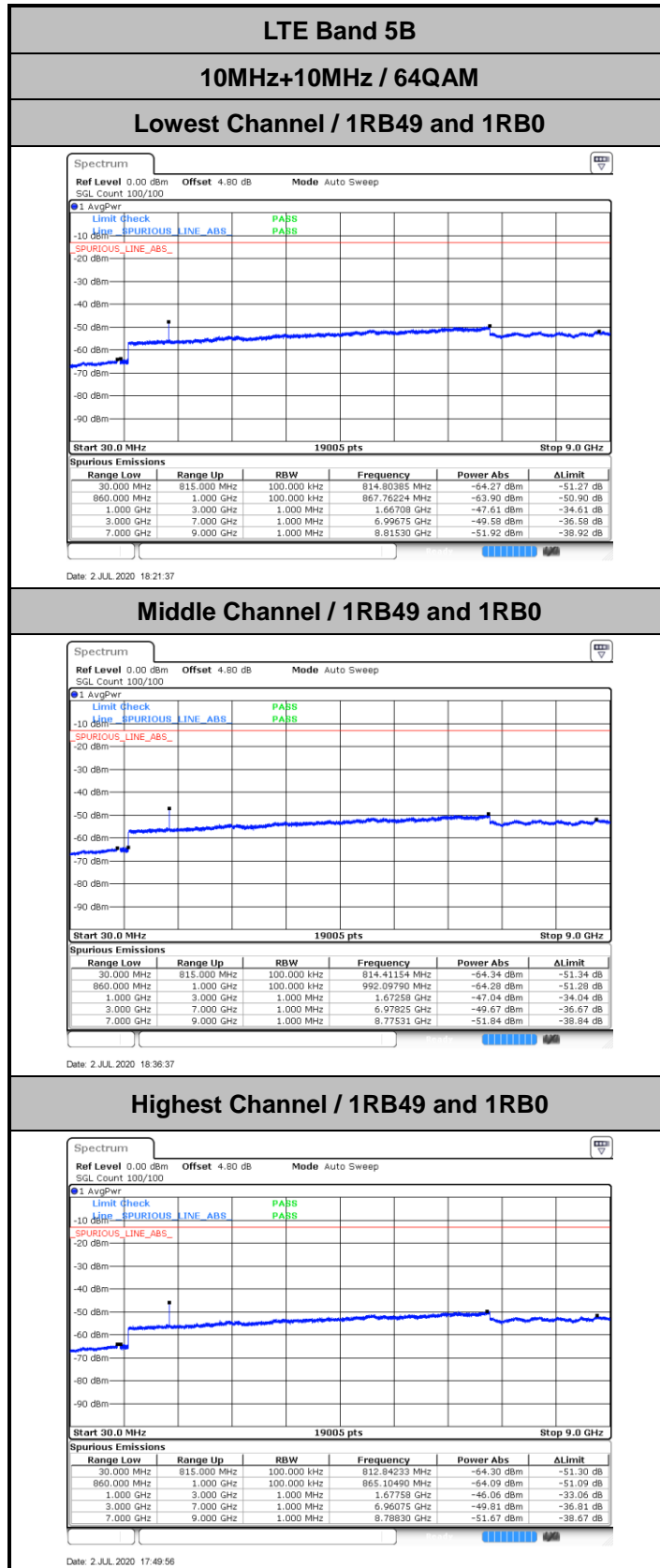
Highest Channel / 1RB49 and 1RB0



Date: 2.JUL.2020 15:34:26



Date: 2.JUL.2020 16:29:05





Appendix B. Test Results of Radiated Test

Radiated Spurious Emission

Top Antenna

LTE Band 2 / 20MHz / QPSK								
Channel	Frequency (MHz)	EIRP (dBm)	Limit (dBm)	Over Limit (dB)	S.G. Power (dBm)	TX Cable loss (dB)	TX Antenna Gain (dBi)	Polarization (H/V)
Lowest	3702	-57.59	-13	-44.59	-69.85	2.64	14.90	H
	5553	-53.97	-13	-40.97	-65.83	2.94	14.80	H
	7404	-49.06	-13	-36.06	-58.83	3.39	13.16	H
	3702	-57.29	-13	-44.29	-69.55	2.64	14.90	V
	5553	-53.88	-13	-40.88	-65.74	2.94	14.80	V
	7404	-48.78	-13	-35.78	-58.55	3.39	13.16	V
Middle	3741	-57.43	-13	-44.43	-69.69	2.64	14.90	H
	5613	-53.78	-13	-40.78	-65.64	2.94	14.80	H
	7488	-48.27	-13	-35.27	-58.04	3.39	13.16	H
	3741	-57.26	-13	-44.26	-69.52	2.64	14.90	V
	5613	-53.50	-13	-40.50	-65.36	2.94	14.80	V
	7488	-48.20	-13	-35.20	-57.97	3.39	13.16	V
Highest	3783	-57.06	-13	-44.06	-69.32	2.64	14.90	H
	5673	-53.54	-13	-40.54	-65.40	2.94	14.80	H
	7560	-48.63	-13	-35.63	-58.40	3.39	13.16	H
	3783	-57.43	-13	-44.43	-69.69	2.64	14.90	V
	5673	-53.73	-13	-40.73	-65.59	2.94	14.80	V
	7560	-47.88	-13	-34.88	-57.65	3.39	13.16	V

Remark: Spurious emissions within 30-1000MHz were found more than 20dB below limit line.



LTE Band 5 / 10MHz / QPSK								
Channel	Frequency (MHz)	ERP (dBm)	Limit (dBm)	Over Limit (dB)	S.G. Power (dBm)	TX Cable loss (dB)	TX Antenna Gain (dBi)	Polarization (H/V)
Lowest	1650	-67.73	-13	-54.73	-74.70	1.58	10.70	H
	2474	-64.87	-13	-51.87	-73.12	2.102	12.50	H
	3300	-63.44	-13	-50.44	-72.33	2.856	13.90	H
	1650	-67.03	-13	-54.03	-74.00	1.58	10.70	V
	2474	-64.66	-13	-51.66	-72.91	2.10	12.50	V
	3300	-63.38	-13	-50.38	-72.27	2.86	13.90	V
Middle	1664.18	-67.25	-13	-54.25	-74.22	1.58	10.70	H
	2496	-64.41	-13	-51.41	-72.66	2.102	12.50	H
	3330	-63.12	-13	-50.12	-72.01	2.856	13.90	H
	1664	-66.97	-13	-53.97	-73.94	1.58	10.70	V
	2496	-64.08	-13	-51.08	-72.33	2.10	12.50	V
	3330	-63.18	-13	-50.18	-72.07	2.86	13.90	V
Highest	1680	-67.55	-13	-54.55	-74.52	1.58	10.70	H
	2518.77	-65.02	-13	-52.02	-73.27	2.102	12.50	H
	3360	-62.90	-13	-49.90	-71.79	2.856	13.90	H
	1679.18	-67.13	-13	-54.13	-74.10	1.58	10.70	V
	2518	-64.69	-13	-51.69	-72.94	2.10	12.50	V
	3360	-63.38	-13	-50.38	-72.27	2.86	13.90	V

Remark: Spurious emissions within 30-1000MHz were found more than 20dB below limit line.



LTE Band 66 / 20MHz / QPSK								
Channel	Frequency (MHz)	EIRP (dBm)	Limit (dBm)	Over Limit (dB)	S.G. Power (dBm)	TX Cable loss (dB)	TX Antenna Gain (dBi)	Polarization (H/V)
Lowest	3423	-60.87	-13	-47.87	-71.61	2.604	13.34	H
	5133	-54.07	-13	-41.07	-64.58	3.011	13.52	H
	6840	-51.12	-13	-38.12	-61.32	3.271	13.47	H
	3423	-60.83	-13	-47.83	-71.57	2.604	13.34	V
	5133	-54.31	-13	-41.31	-64.82	3.011	13.52	V
	6840	-51.15	-13	-38.15	-61.35	3.271	13.47	V
Middle	3471	-59.98	-13	-46.98	-70.72	2.604	13.34	H
	5208	-54.34	-13	-41.34	-64.85	3.011	13.52	H
	6948	-50.89	-13	-37.89	-61.09	3.271	13.47	H
	3471	-59.95	-13	-46.95	-70.69	2.604	13.34	V
	5208	-54.29	-13	-41.29	-64.80	3.011	13.52	V
	6948	-50.29	-13	-37.29	-60.49	3.271	13.47	V
Highest	3522	-60.24	-13	-47.24	-70.98	2.604	13.34	H
	5283	-55.27	-13	-42.27	-65.78	3.011	13.52	H
	7044	-50.23	-13	-37.23	-60.43	3.271	13.47	H
	3522	-60.31	-13	-47.31	-71.05	2.604	13.34	V
	5283	-55.26	-13	-42.26	-65.77	3.011	13.52	V
	7044	-49.92	-13	-36.92	-60.12	3.271	13.47	V

Remark: Spurious emissions within 30-1000MHz were found more than 20dB below limit line.



Bottom Antenna

LTE Band 5 / 10MHz / QPSK								
Channel	Frequency (MHz)	ERP (dBm)	Limit (dBm)	Over Limit (dB)	S.G. Power (dBm)	TX Cable loss (dB)	TX Antenna Gain (dBi)	Polarization (H/V)
Lowest	1650	-67.37	-13	-54.37	-74.34	1.58	10.70	H
	2474	-64.76	-13	-51.76	-73.01	2.102	12.50	H
	3300	-62.95	-13	-49.95	-71.84	2.856	13.90	H
	1649.18	-67.37	-13	-54.37	-74.34	1.58	10.70	V
	2474	-64.52	-13	-51.52	-72.77	2.10	12.50	V
	3300	-63.20	-13	-50.20	-72.09	2.86	13.90	V
Middle	1664	-67.30	-13	-54.30	-74.27	1.58	10.70	H
	2496	-64.16	-13	-51.16	-72.41	2.102	12.50	H
	3330	-63.03	-13	-50.03	-71.92	2.856	13.90	H
	1664	-67.11	-13	-54.11	-74.08	1.58	10.70	V
	2496	-64.37	-13	-51.37	-72.62	2.10	12.50	V
	3330	-63.13	-13	-50.13	-72.02	2.86	13.90	V
Highest	1680	-67.76	-13	-54.76	-74.73	1.58	10.70	H
	2518.77	-64.97	-13	-51.97	-73.22	2.102	12.50	H
	3360	-63.14	-13	-50.14	-72.03	2.856	13.90	H
	1679.18	-67.25	-13	-54.25	-74.22	1.58	10.70	V
	2518	-65.00	-13	-52.00	-73.25	2.10	12.50	V
	3360	-63.56	-13	-50.56	-72.45	2.86	13.90	V

Remark: Spurious emissions within 30-1000MHz were found more than 20dB below limit line.



LTE Band 25 / 20MHz / QPSK								
Channel	Frequency (MHz)	EIRP (dBm)	Limit (dBm)	Over Limit (dB)	S.G. Power (dBm)	TX Cable loss (dB)	TX Antenna Gain (dBi)	Polarization (H/V)
Lowest	3702	-58.20	-13	-45.20	-70.46	2.64	14.90	H
	5553.27	-54.28	-13	-41.28	-66.14	2.94	14.80	H
	7404	-48.93	-13	-35.93	-58.70	3.39	13.16	H
	3702.18	-57.80	-13	-44.80	-70.06	2.64	14.90	V
	5553	-54.28	-13	-41.28	-66.14	2.94	14.80	V
	7404	-48.41	-13	-35.41	-58.18	3.39	13.16	V
Middle	3741	-57.51	-13	-44.51	-69.77	2.64	14.90	H
	5613	-53.39	-13	-40.39	-65.25	2.94	14.80	H
	7488	-48.70	-13	-35.70	-58.47	3.39	13.16	H
	3741	-57.80	-13	-44.80	-70.06	2.64	14.90	V
	5613	-53.50	-13	-40.50	-65.36	2.94	14.80	V
	7488	-48.03	-13	-35.03	-57.80	3.39	13.16	V
Highest	3792	-57.60	-13	-44.60	-69.86	2.64	14.90	H
	5688	-53.17	-13	-40.17	-65.03	2.94	14.80	H
	7584	-48.02	-13	-35.02	-57.79	3.39	13.16	H
	3792	-57.61	-13	-44.61	-69.87	2.64	14.90	V
	5688	-53.70	-13	-40.70	-65.56	2.94	14.80	V
	7584	-47.66	-13	-34.66	-57.43	3.39	13.16	V

Remark: Spurious emissions within 30-1000MHz were found more than 20dB below limit line.



LTE Band 26 / 15MHz / QPSK								
Channel	Frequency (MHz)	ERP (dBm)	Limit (dBm)	Over Limit (dB)	S.G. Power (dBm)	TX Cable loss (dB)	TX Antenna Gain (dBi)	Polarization (H/V)
Lowest	1630	-67.46	-13	-54.46	-74.43	1.58	10.70	H
	2444.52	-63.30	-13	-50.30	-71.55	2.102	12.50	H
	3258	-62.94	-13	-49.94	-71.83	2.856	13.90	H
	1629.68	-67.06	-13	-54.06	-74.03	1.58	10.70	V
	2444	-63.16	-13	-50.16	-71.41	2.10	12.50	V
	3258	-62.74	-13	-49.74	-71.63	2.86	13.90	V
Middle	1660	-67.45	-13	-54.45	-74.42	1.58	10.70	H
	2490	-64.58	-13	-51.58	-72.83	2.102	12.50	H
	3318	-63.13	-13	-50.13	-72.02	2.856	13.90	H
	1660	-67.25	-13	-54.25	-74.22	1.58	10.70	V
	2490	-63.68	-13	-50.68	-71.93	2.10	12.50	V
	3318	-62.72	-13	-49.72	-71.61	2.86	13.90	V
Highest	1670	-67.24	-13	-54.24	-74.21	1.58	10.70	H
	2504	-64.19	-13	-51.19	-72.44	2.102	12.50	H
	3342	-62.98	-13	-49.98	-71.87	2.856	13.90	H
	1669.68	-66.88	-13	-53.88	-73.85	1.58	10.70	V
	2504	-60.59	-13	-47.59	-68.84	2.10	12.50	V
	3342	-62.83	-13	-49.83	-71.72	2.86	13.90	V

Remark: Spurious emissions within 30-1000MHz were found more than 20dB below limit line.



LTE Band 66 / 20MHz / QPSK								
Channel	Frequency (MHz)	EIRP (dBm)	Limit (dBm)	Over Limit (dB)	S.G. Power (dBm)	TX Cable loss (dB)	TX Antenna Gain (dBi)	Polarization (H/V)
Lowest	3423	-60.36	-13	-47.36	-67.05	1.75	8.44	H
	5133	-54.05	-13	-41.05	-62.47	1.94	10.36	H
	6840	-50.99	-13	-37.99	-60.23	2.47	11.71	H
	3423	-60.35	-13	-47.35	-67.04	1.75	8.44	V
	5133	-53.63	-13	-40.63	-62.05	1.94	10.36	V
	6840	-50.73	-13	-37.73	-59.97	2.47	11.71	V
Middle	3471	-60.04	-13	-47.04	-66.73	1.75	8.44	H
	5208	-54.59	-13	-41.59	-63.01	1.94	10.36	H
	6948	-51.11	-13	-38.11	-60.35	2.47	11.71	H
	3471	-60.01	-13	-47.01	-66.70	1.75	8.44	V
	5208	-54.32	-13	-41.32	-62.74	1.94	10.36	V
	6948	-50.45	-13	-37.45	-59.69	2.47	11.71	V
Highest	3522	-59.92	-13	-46.92	-66.61	1.75	8.44	H
	5283	-54.78	-13	-41.78	-63.20	1.94	10.36	H
	7044	-50.51	-13	-37.51	-59.75	2.47	11.71	H
	3522	-60.25	-13	-47.25	-66.94	1.75	8.44	V
	5283	-54.99	-13	-41.99	-63.41	1.94	10.36	V
	7044	-50.00	-13	-37.00	-59.24	2.47	11.71	V

Remark: Spurious emissions within 30-1000MHz were found more than 20dB below limit line.



LTE Band 5B_CA / 10MHz + 10MHz / QPSK								
Channel	Frequency (MHz)	ERP (dBm)	Limit (dBm)	Over Limit (dB)	S.G. Power (dBm)	TX Cable loss (dB)	TX Antenna Gain (dBi)	Polarization (H/V)
Lowest	1650.00	-67.35	-13	-54.35	-70.59	1.11	6.50	H
	2474.00	-64.54	-13	-51.54	-67.16	1.43	6.20	H
	3300.00	-62.21	-13	-49.21	-66.65	1.71	8.30	H
	1668.00	-66.55	-13	-53.55	-69.79	1.11	6.50	V
	2504.00	-64.06	-13	-51.06	-66.68	1.43	6.20	V
	3300.00	-62.77	-13	-49.77	-67.21	1.71	8.30	V
Middle	1654.00	-66.93	-13	-53.93	-70.17	1.11	6.50	H
	2482.00	-64.55	-13	-51.55	-67.17	1.43	6.20	H
	3306.00	-62.94	-13	-49.94	-67.38	1.71	8.30	H
	1654.00	-66.60	-13	-53.60	-69.84	1.11	6.50	V
	2482.00	-64.03	-13	-51.03	-66.65	1.43	6.20	V
	3306.00	-62.91	-13	-49.91	-67.35	1.71	8.30	V
Highest	1660.00	-67.14	-13	-54.14	-70.38	1.11	6.50	H
	2490.00	-64.60	-13	-51.60	-67.22	1.43	6.20	H
	3318.00	-62.83	-13	-49.83	-67.27	1.71	8.30	H
	1660.00	-66.82	-13	-53.82	-70.06	1.11	6.50	V
	2490.00	-64.28	-13	-51.28	-66.90	1.43	6.20	V
	3318.00	-62.93	-13	-49.93	-67.37	1.71	8.30	V

Remark: Spurious emissions within 30-1000MHz were found more than 20dB below limit line.