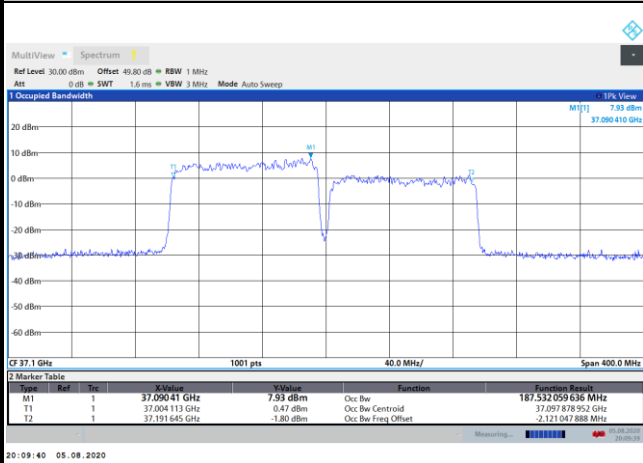




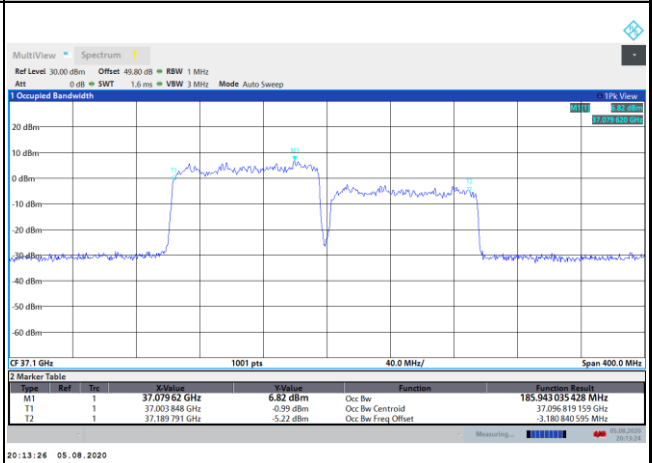
DFT-s-OFDM Module 1

NR Band n260

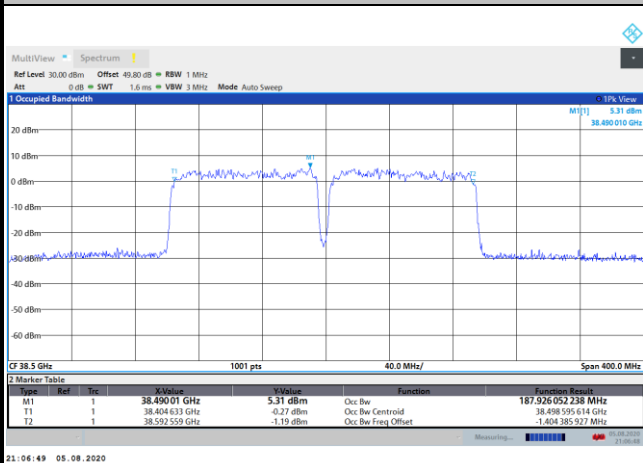
Lowest Channel / 200MHz / QPSK



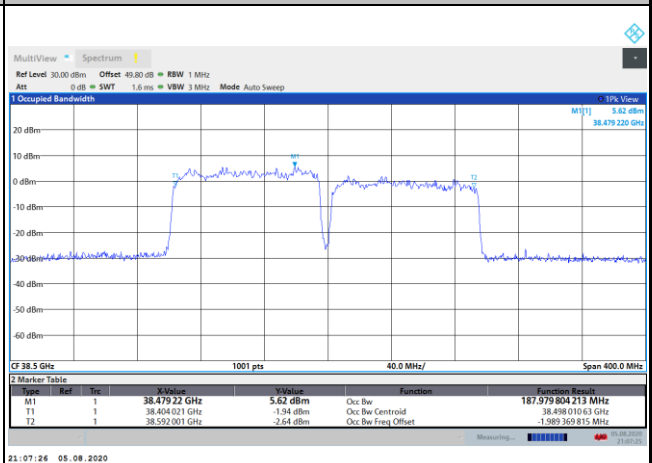
Lowest Channel / 200MHz / 16QAM



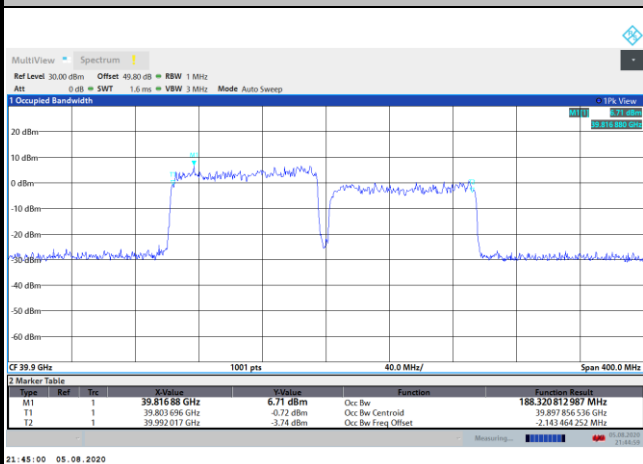
Middle Channel / 200MHz / QPSK



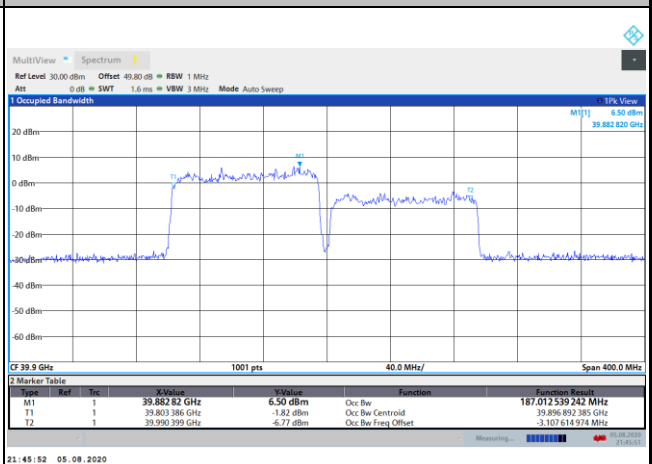
Middle Channel / 200MHz / 16QAM



Highest Channel / 200MHz / QPSK



Highest Channel / 200MHz / 16QAM

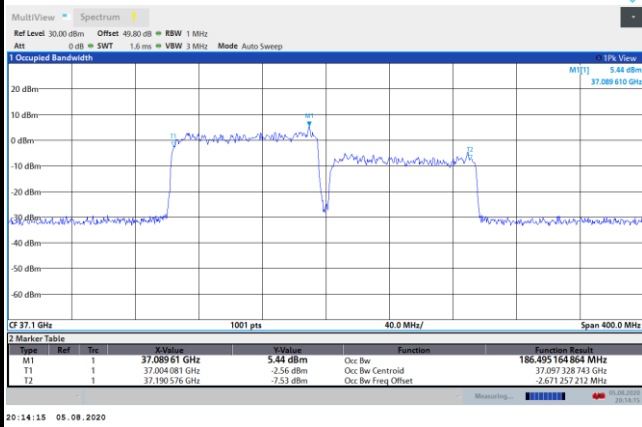




DFT-s-OFDM Module 1

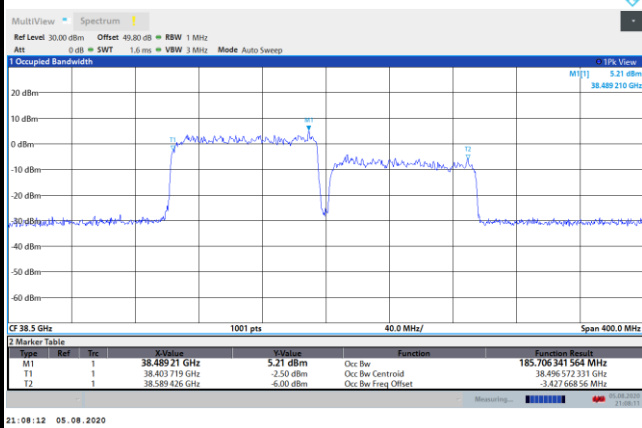
NR Band n260

Lowest Channel / 200MHz / 64QAM



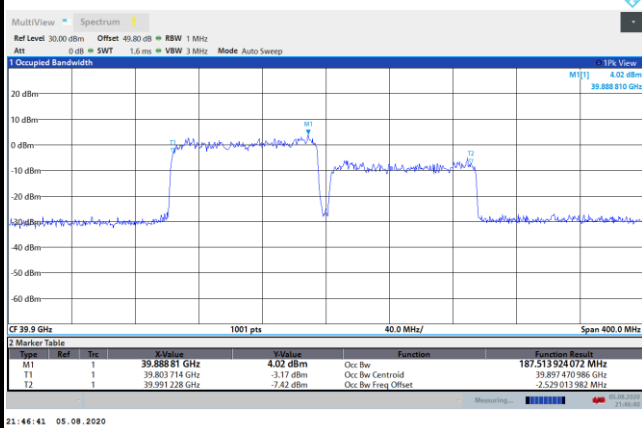
intentionally blank

Middle Channel / 200MHz / 64QAM



intentionally blank

Highest Channel / 200MHz / 64QAM



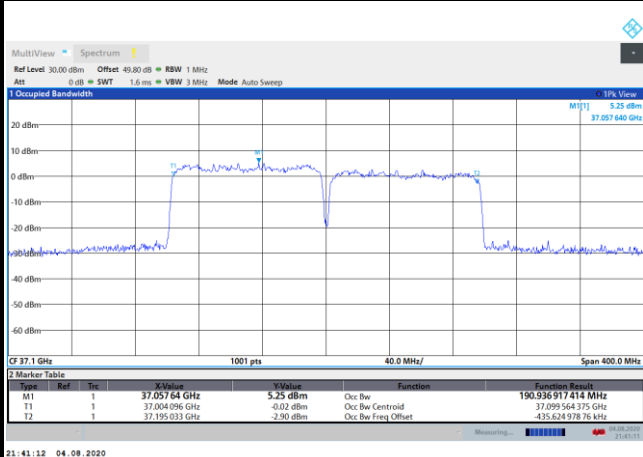
intentionally blank



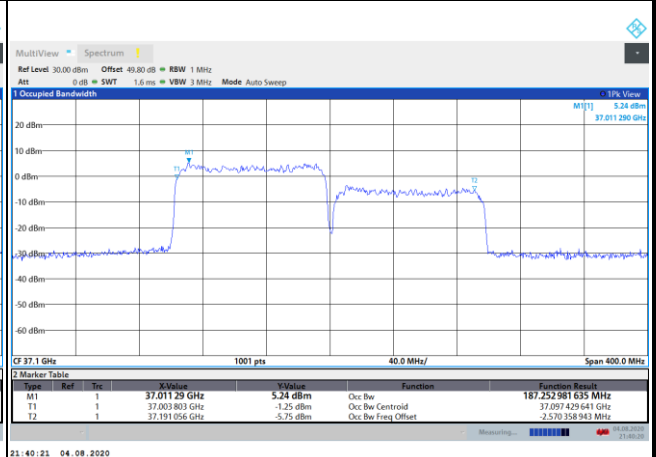
CP-OFDM Module 0

NR Band n260

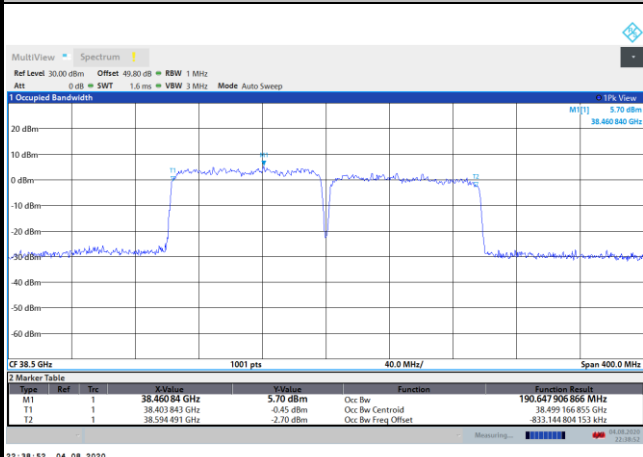
Lowest Channel / 200MHz / QPSK



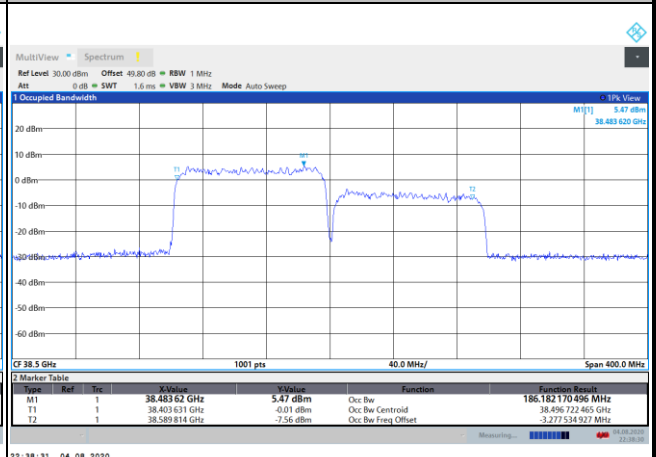
Lowest Channel / 200MHz / 16QAM



Middle Channel / 200MHz / QPSK



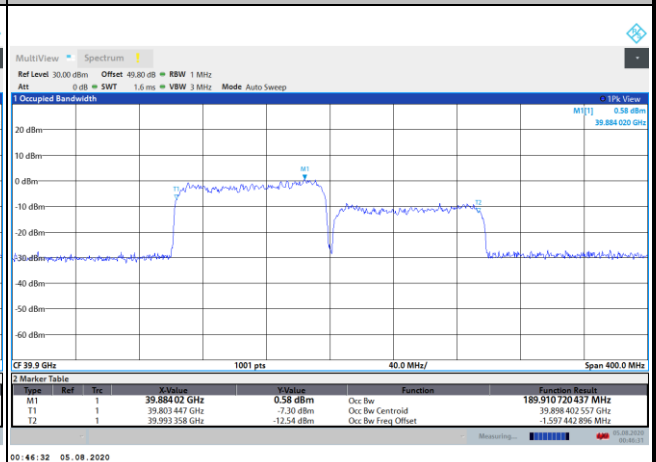
Middle Channel / 200MHz / 16QAM



Highest Channel / 200MHz / QPSK



Highest Channel / 200MHz / 16QAM

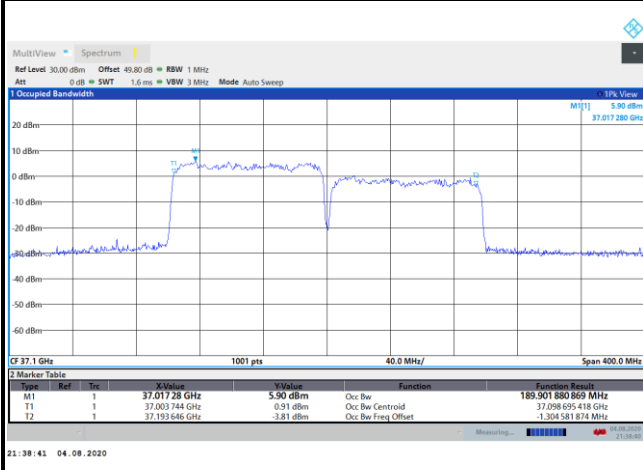




CP-OFDM Module 0

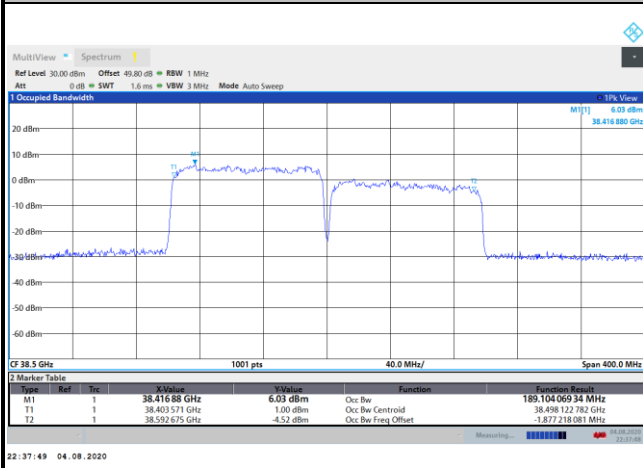
NR Band n260

Lowest Channel / 200MHz / 64QAM



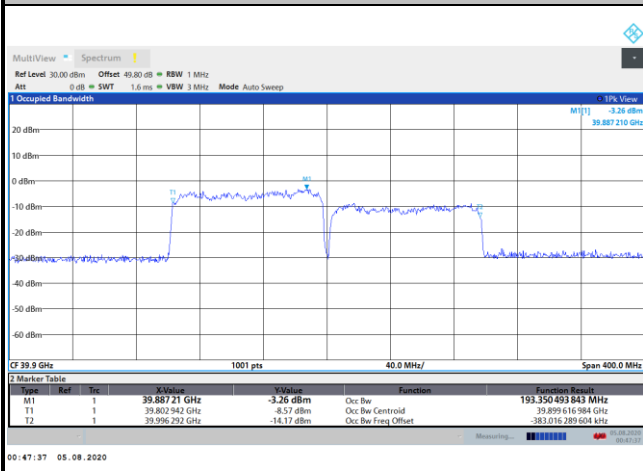
intentionally blank

Middle Channel / 200MHz / 64QAM



intentionally blank

Highest Channel / 200MHz / 64QAM



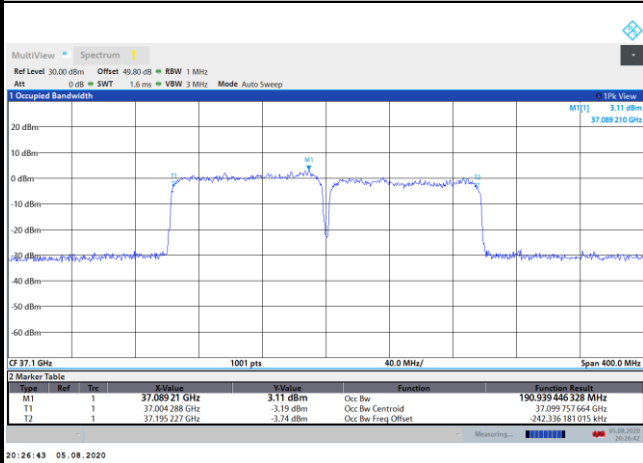
intentionally blank



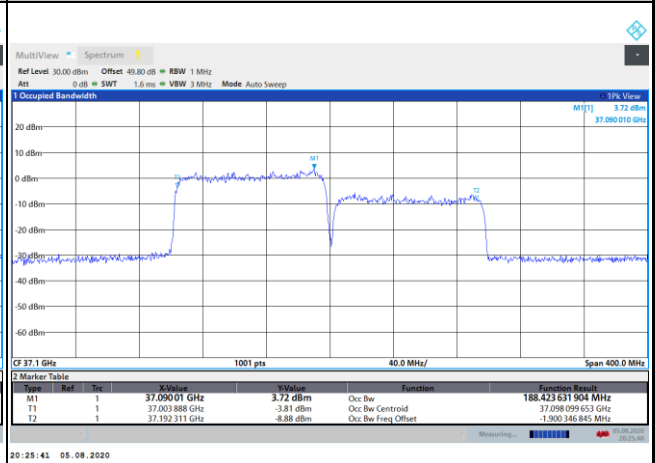
CP-OFDM Module 1

NR Band n260

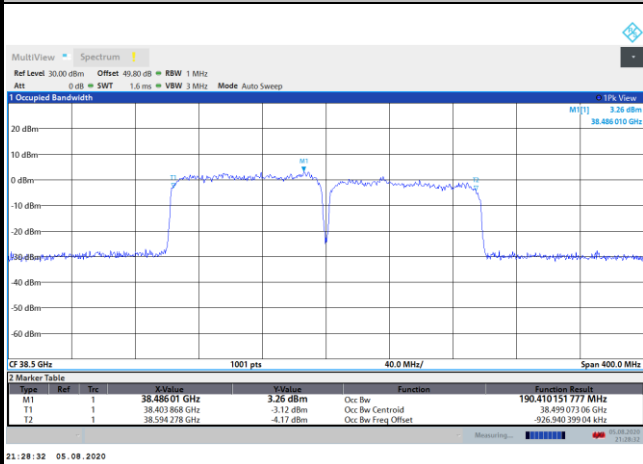
Lowest Channel / 200MHz / QPSK



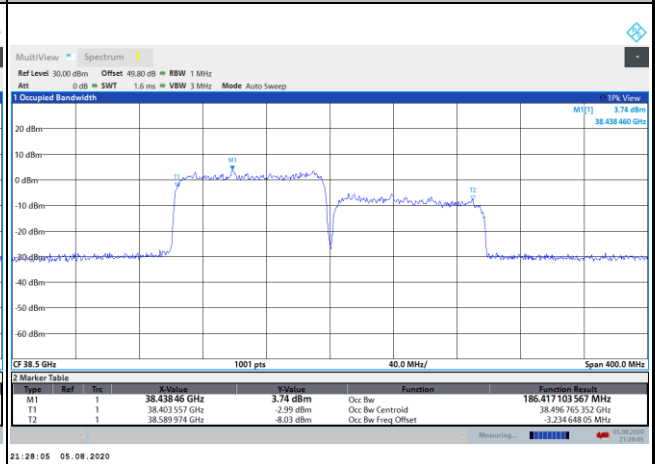
Lowest Channel / 200MHz / 16QAM



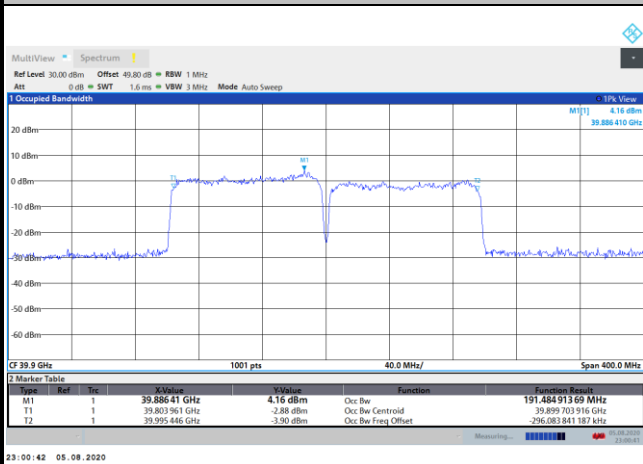
Middle Channel / 200MHz / QPSK



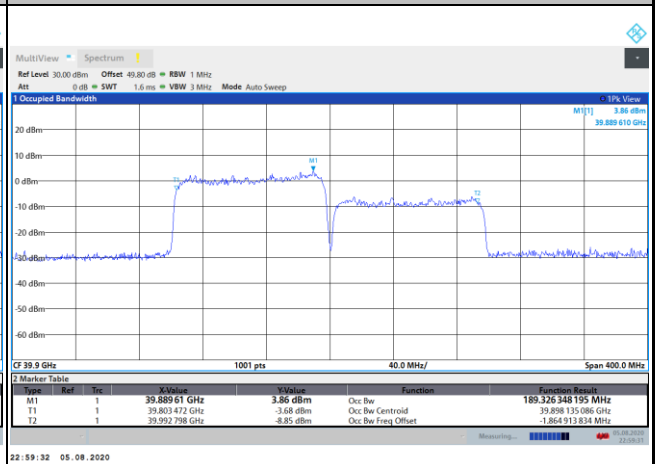
Middle Channel / 200MHz / 16QAM



Highest Channel / 200MHz / QPSK



Highest Channel / 200MHz / 16QAM

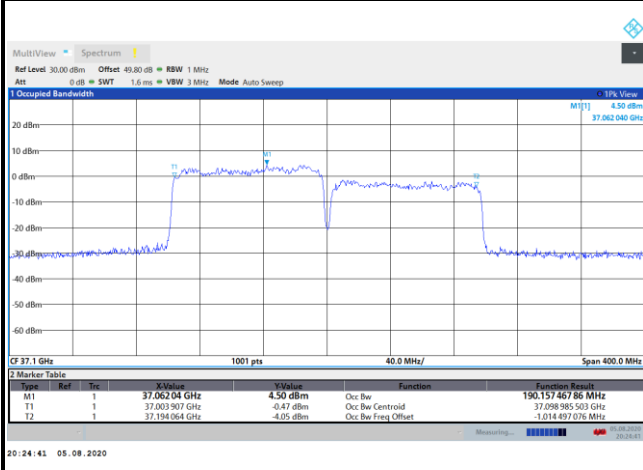




CP-OFDM Module 1

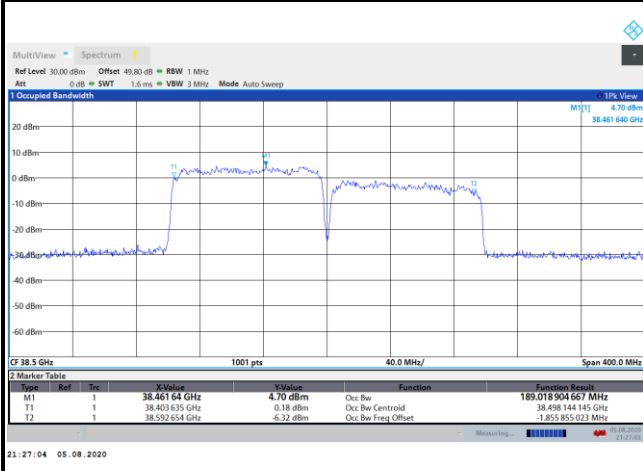
NR Band n260

Lowest Channel / 200MHz / 64QAM



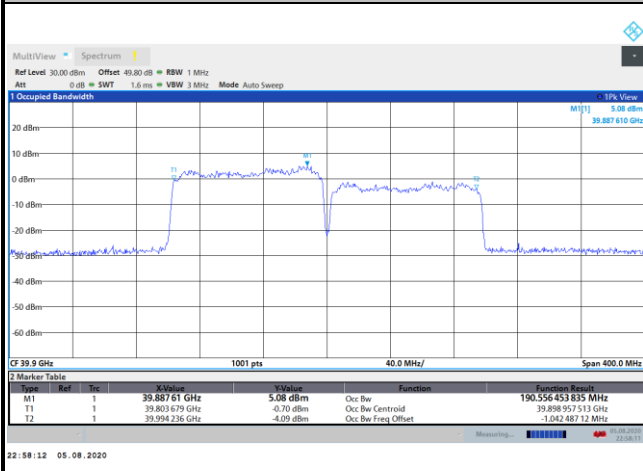
intentionally blank

Middle Channel / 200MHz / 64QAM



intentionally blank

Highest Channel / 200MHz / 64QAM



intentionally blank

Radiated Out of Band Emissions

Mode			DFT-s-OFDM Module 0 NR Band n260 : BE (dBm) 1 RB					
BW			50MHz			100MHz		
Mod.			QPSK	16QAM	64QAM	QPSK	16QAM	64QAM
Limit (dBm)								
Low CH	0~10%OB	≤-5	-9.38	-11.41	-12.11	-12.52	-12.52	-14.25
	>10%OB	≤-13	-29.13	-30.03	-32.02	-31.38	-31.81	-34.32
High CH	0~10%OB	≤-5	-14.03	-15.39	-17.09	-20.27	-21.06	-23.39
	>10%OB	≤-13	-27.56	-27.67	-30.46	-31.08	-31.76	-33.55
Result			Compliance					

Mode			DFT-s-OFDM Module 1 NR Band n260 : BE (dBm) 1 RB					
BW			50MHz			100MHz		
Limit (dBm)			QPSK	16QAM	64QAM	QPSK	16QAM	64QAM
Low CH	0~10%OB	≤-5	-8.26	-8.13	-11.89	-8.48	-10.76	-12.90
	>10%OB	≤-13	-22.95	-24.76	-26.88	-28.16	-29.61	-31.33
High CH	0~10%OB	≤-5	-29.13	-30.73	-31.89	-13.33	-13.53	-16.51
	>10%OB	≤-13	-30.35	-32.03	-32.97	-27.72	-28.84	-29.51
Result			Compliance					

Mode			CP-OFDM Module 0 NR Band n260 : BE (dBm) 1 RB					
BW			50MHz			100MHz		
Limit (dBm)			QPSK	16QAM	64QAM	QPSK	16QAM	64QAM
Low CH	0~10%OB	≤-5	-11.08	-13.00	-15.86	-11.67	-12.81	-17.81
	>10%OB	≤-13	-30.52	-31.53	-34.66	-33.14	-34.05	-35.87
High CH	0~10%OB	≤-5	-13.82	-18.35	-17.83	-17.05	-17.19	-19.43
	>10%OB	≤-13	-27.89	-30.12	-32.22	-32.80	-33.40	-34.31
Result			Compliance					

Mode			CP-OFDM Module 1 NR Band n260 : BE (dBm) 1 RB					
BW			50MHz			100MHz		
Limit (dBm)			QPSK	16QAM	64QAM	QPSK	16QAM	64QAM
Low CH	0~10%OB	≤-5	-9.17	-13.62	-14.74	-10.51	-12.06	-16.42
	>10%OB	≤-13	-24.07	-26.50	-30.19	-29.21	-31.19	-34.34
High CH	0~10%OB	≤-5	-13.63	-15.86	-18.31	-14.04	-15.64	-18.27
	>10%OB	≤-13	-23.62	-25.26	-27.21	-28.84	-30.02	-31.89
Result			Compliance					

Mode			DFT-s-OFDM Module 0 NR Band n260 : BE (dBm) Full RB					
BW			50MHz			100MHz		
Mod.			QPSK	16QAM	64QAM	QPSK	16QAM	64QAM
Limit (dBm)								
Low CH	0~10%OB	≤-5	-21.09	-22.56	-26.49	-22.72	-25.37	-29.59
	>10%OB	≤-13	-24.79	-25.66	-30.71	-26.91	-28.95	-33.74
High CH	0~10%OB	≤-5	-24.57	-25.68	-28.60	-29.18	-29.52	-31.89
	>10%OB	≤-13	-27.86	-29.20	-31.72	-31.19	-31.68	-33.23
Result			Compliance					

Mode			DFT-s-OFDM Module 1 NR Band n260 : BE (dBm) Full RB					
BW			50MHz			100MHz		
Limit (dBm)			QPSK	16QAM	64QAM	QPSK	16QAM	64QAM
Low CH	0~10%OB	≤-5						
	>10%OB	≤-13	-24.74	-27.77	-31.01	-27.10	-29.77	-33.75
High CH	0~10%OB	≤-5	-22.28	-24.47	-26.45	-27.85	-29.32	-30.78
	>10%OB	≤-13	-27.07	-29.18	-30.84	-30.66	-31.95	-33.54
Result			Compliance					

Mode			CP-OFDM Module 0 NR Band n260 : BE (dBm) Full RB					
BW			50MHz			100MHz		
Limit (dBm)			QPSK	16QAM	64QAM	QPSK	16QAM	64QAM
Low CH	0~10%OB	≤-5						
	>10%OB	≤-13	-25.36	-27.89	-32.35	-27.13	-29.75	-34.93
High CH	0~10%OB	≤-5	-25.66	-26.17	-29.06	-27.79	-32.07	-32.01
	>10%OB	≤-13	-28.44	-29.44	-31.97	-30.23	-33.76	-33.54
Result			Compliance					

Mode			CP-OFDM Module 1 NR Band n260 : BE (dBm) Full RB					
BW			50MHz			100MHz		
Limit (dBm)			QPSK	16QAM	64QAM	QPSK	16QAM	64QAM
Low CH	0~10%OB	≤-5						
	>10%OB	≤-13	-27.55	-29.37	-33.81	-28.24	-30.98	-34.81
High CH	0~10%OB	≤-5	-6.07	-7.21	-10.32	-26.89	-28.46	-31.07
	>10%OB	≤-13	-23.82	-24.94	-27.83	-30.16	-31.68	-33.80
Result			Compliance					

Mode			DFT-s-OFDM Module 0 NR Band n260 : BE (dBm) 1 RB		
BW			200MHz		
Limit (dBm)			QPSK	16QAM	64QAM
Low CH	0~10%OB	≤ -5	-18.83	-19.77	-20.15
	>10%OB	≤ -13	-30.70	-30.36	-30.95
High CH	0~10%OB	≤ -5	-35.70	-35.82	-36.26
	>10%OB	≤ -13	-35.65	-36.00	-35.84
Result			Compliance		

Mode			DFT-s-OFDM Module 1 NR Band n260 : BE (dBm) 1 RB		
BW			200MHz		
Limit (dBm)			QPSK	16QAM	64QAM
Low CH	0~10%OB	≤ -5	-21.39	-21.84	-21.74
	>10%OB	≤ -13	-35.21	-34.13	-33.32
High CH	0~10%OB	≤ -5	-33.46	-33.93	-33.92
	>10%OB	≤ -13	-35.92	-35.80	-35.40
Result			Compliance		

Mode			CP-OFDM Module 0 NR Band n260 : BE (dBm) 1 RB		
BW			200MHz		
Limit (dBm)			QPSK	16QAM	64QAM
Low CH	0~10%OB	≤ -5	-18.67	-18.69	-24.26
	>10%OB	≤ -13	-30.91	-30.34	-30.40
High CH	0~10%OB	≤ -5	-36.32	-35.96	-33.95
	>10%OB	≤ -13	-36.45	-36.13	-36.32
Result			Compliance		

Mode			CP-OFDM Module 1 NR Band n260 : BE (dBm) 1 RB		
BW			200MHz		
Limit (dBm)			QPSK	16QAM	64QAM
Low CH	0~10%OB	≤ -5	-23.29	-21.38	-24.61
	>10%OB	≤ -13	-33.81	-33.04	-30.64
High CH	0~10%OB	≤ -5	-34.21	-34.22	-30.87
	>10%OB	≤ -13	-35.88	-35.19	-36.02
Result			Compliance		

Mode			DFT-s-OFDM Module 0 NR Band n260 : BE (dBm) Full RB		
BW			200MHz		
Limit (dBm)			QPSK	16QAM	64QAM
Low CH	0~10%OB	≤ -5	-32.54	-34.10	-35.83
	>10%OB	≤ -13	-34.03	-36.34	-38.03
High CH	0~10%OB	≤ -5	-36.22	-36.74	-36.67
	>10%OB	≤ -13	-36.31	-36.66	-36.62
Result			Compliance		

Mode			DFT-s-OFDM Module 1 NR Band n260 : BE (dBm) Full RB		
BW			200MHz		
Limit (dBm)			QPSK	16QAM	64QAM
Low CH	0~10%OB	≤ -5	-34.13	-35.32	-36.88
	>10%OB	≤ -13	-37.10	-38.27	-38.88
HighCH	0~10%OB	≤ -5	-36.10	-36.69	-36.68
	>10%OB	≤ -13	-36.27	-36.48	-36.62
Result			Compliance		

Mode			CP-OFDM Module 0 NR Band n260 : BE (dBm) Full RB		
BW			200MHz		
Limit (dBm)			QPSK	16QAM	64QAM
Low CH	0~10%OB	≤ -5	-34.23	-34.20	-34.13
	>10%OB	≤ -13	-35.94	-37.63	-36.18
High CH	0~10%OB	≤ -5	-36.45	-36.79	-36.70
	>10%OB	≤ -13	-36.49	-36.72	-36.70
Result			Compliance		

Mode			CP-OFDM Module 1 NR Band n260 : BE (dBm) Full RB		
BW			200MHz		
Limit (dBm)			QPSK	16QAM	64QAM
Low CH	0~10%OB	≤ -5	-36.51	-36.38	-34.96
	>10%OB	≤ -13	-37.75	-38.82	-37.84
High CH	0~10%OB	≤ -5	-35.62	-36.73	-35.80
	>10%OB	≤ -13	-36.44	-36.57	-36.59
Result			Compliance		

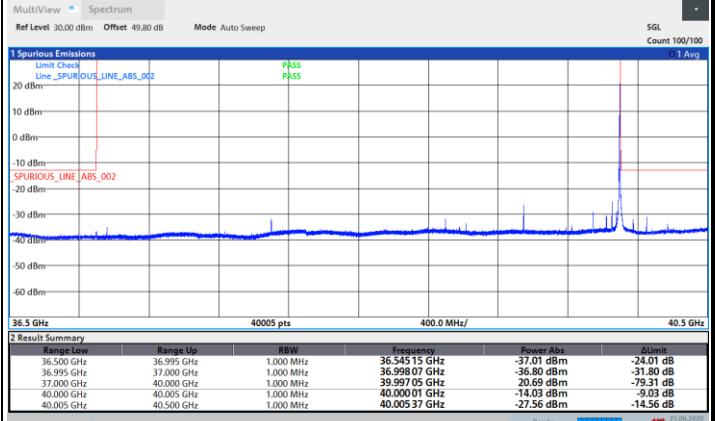
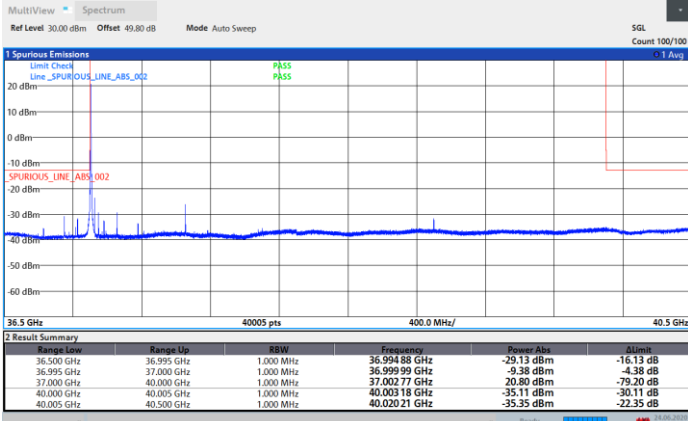


DFT-s-OFDM Module 0

NR Band n260 / 50MHz / QPSK

Lowest Band Edge / 1 RB

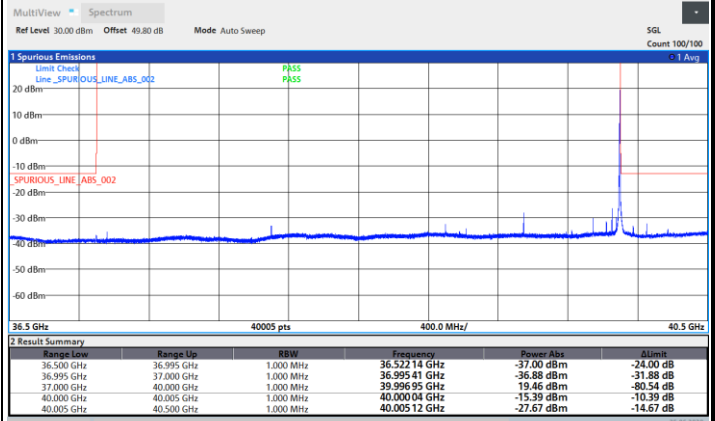
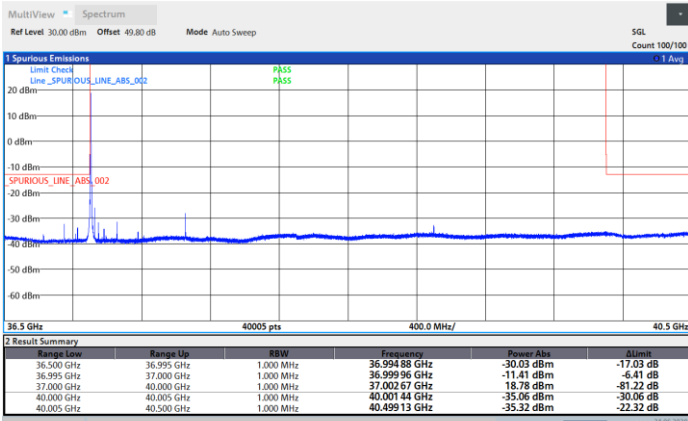
Highest Band Edge / 1 RB



NR Band n260 / 50MHz / 16QAM

Lowest Band Edge / 1 RB

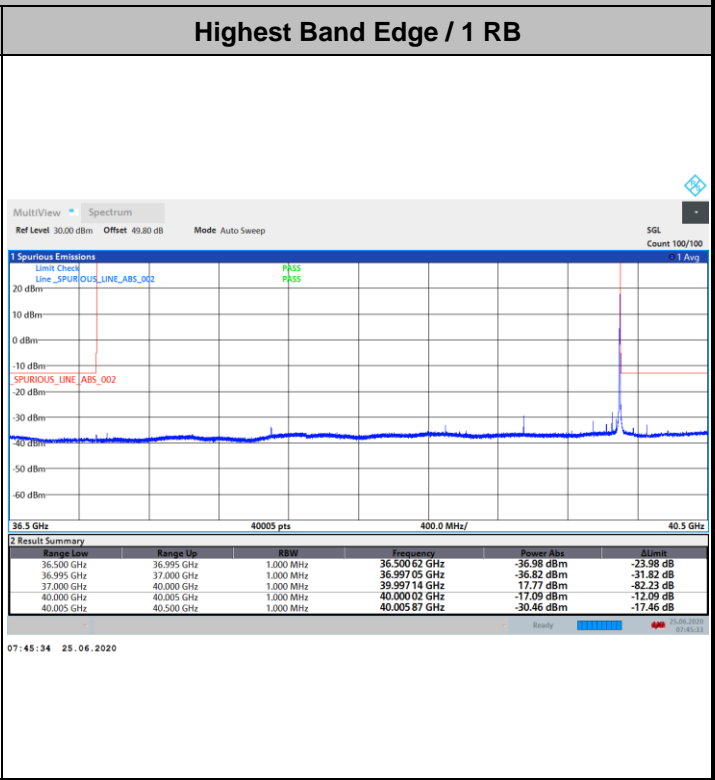
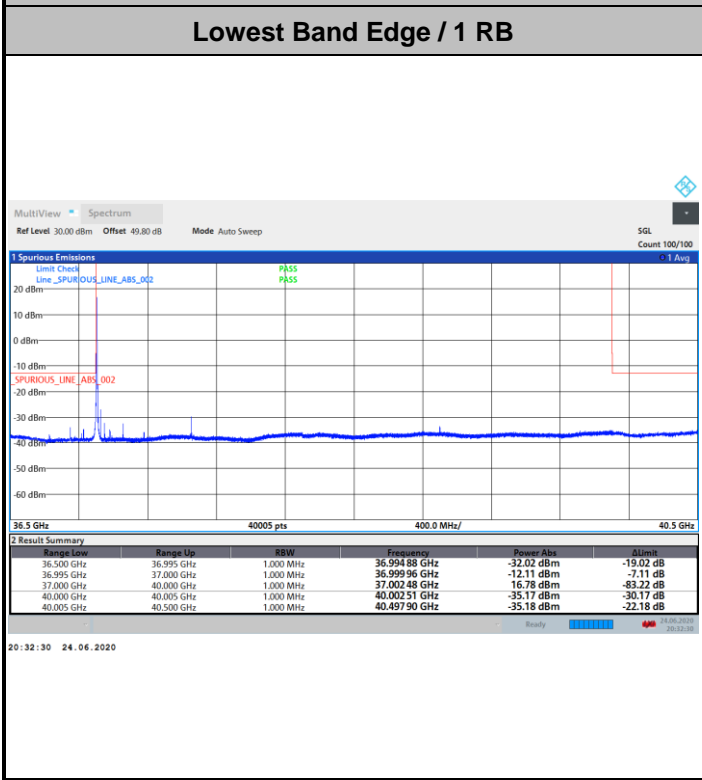
Highest Band Edge / 1 RB



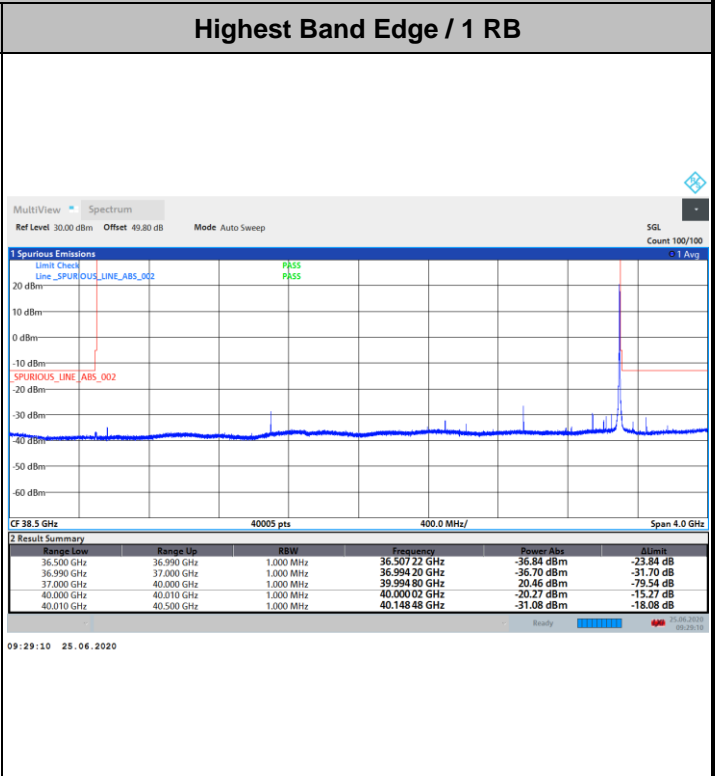
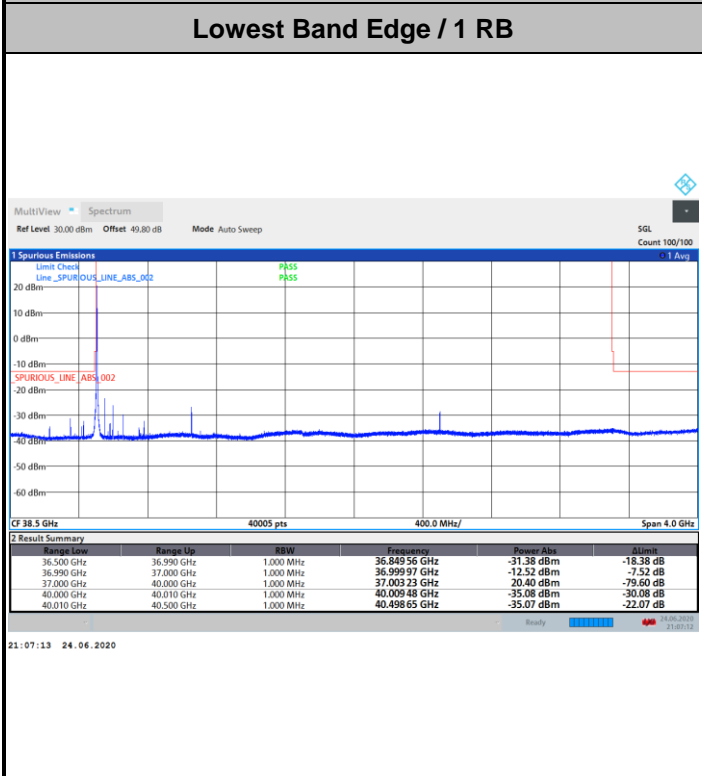


DFT-s-OFDM Module 0

NR Band n260 / 50MHz / 64QAM



NR Band n260 / 100MHz / QPSK



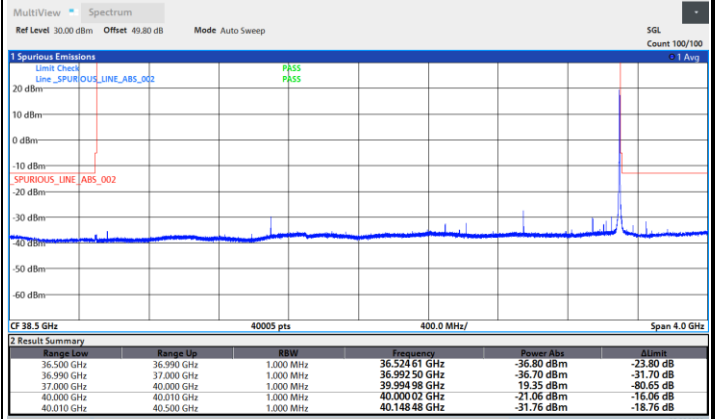
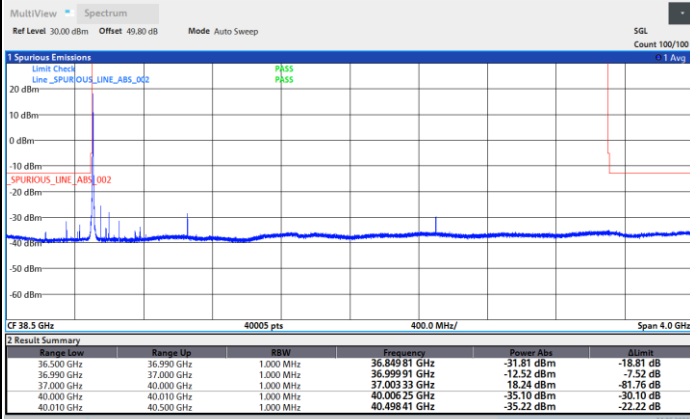


DFT-s-OFDM Module 0

NR Band n260 / 100MHz / 16QAM

Lowest Band Edge / 1 RB

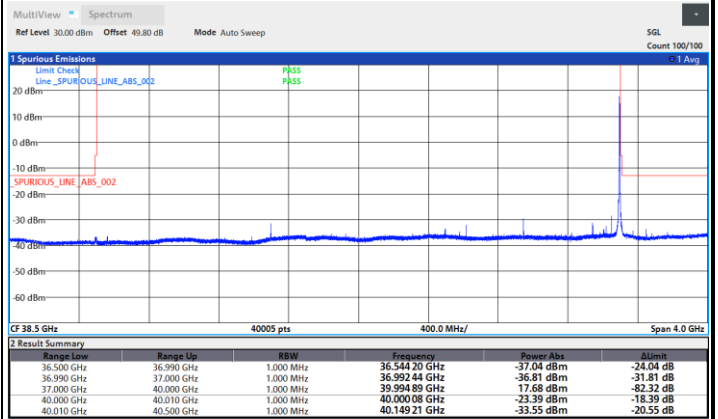
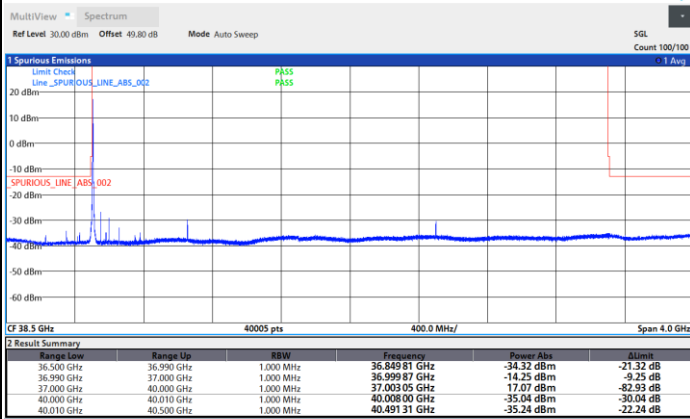
Highest Band Edge / 1 RB



NR Band n260 / 100MHz / 64QAM

Lowest Band Edge / 1 RB

Highest Band Edge / 1 RB



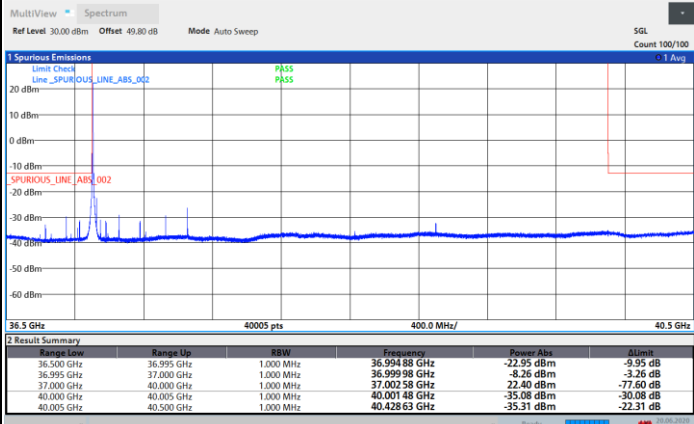


DFT-s-OFDM Module 1

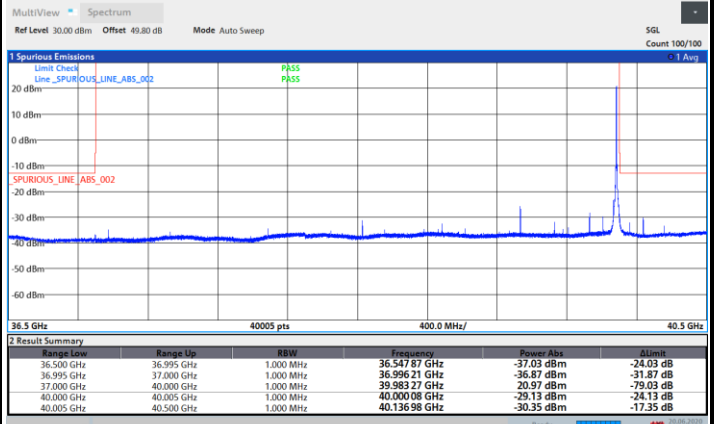
NR Band n260 / 50MHz / QPSK

Lowest Band Edge / 1 RB

Highest Band Edge / 1 RB



10:02:16 20.06.2020

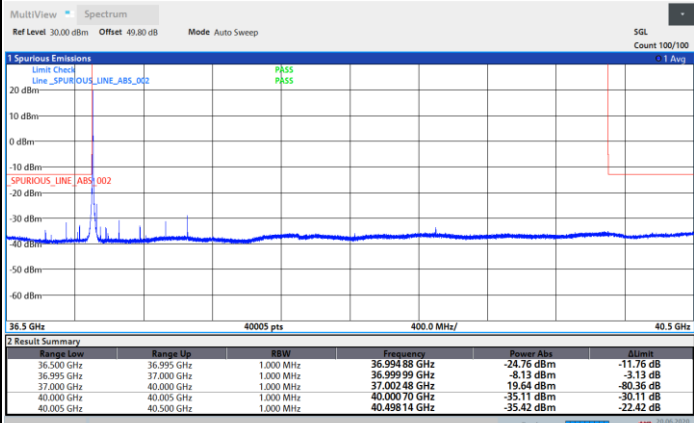


15:33:59 20.06.2020

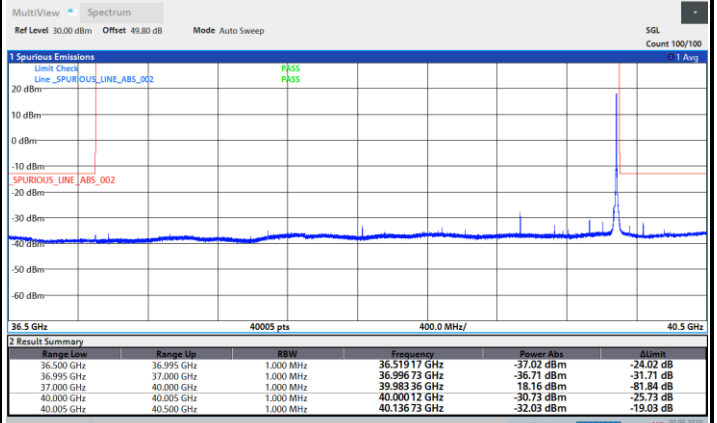
NR Band n260 / 50MHz / 16QAM

Lowest Band Edge / 1 RB

Highest Band Edge / 1 RB



10:00:53 20.06.2020



15:33:10 20.06.2020

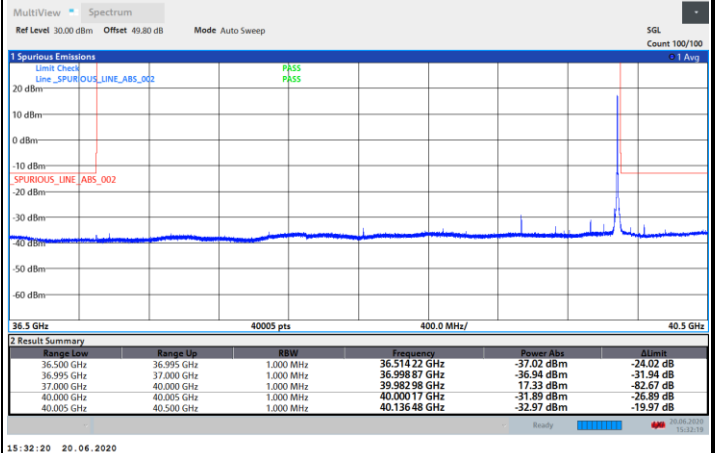
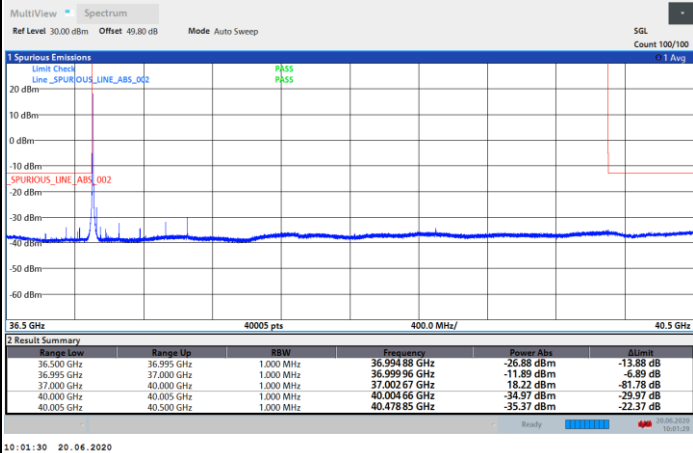


DFT-s-OFDM Module 1

NR Band n260 / 50MHz / 64QAM

Lowest Band Edge / 1 RB

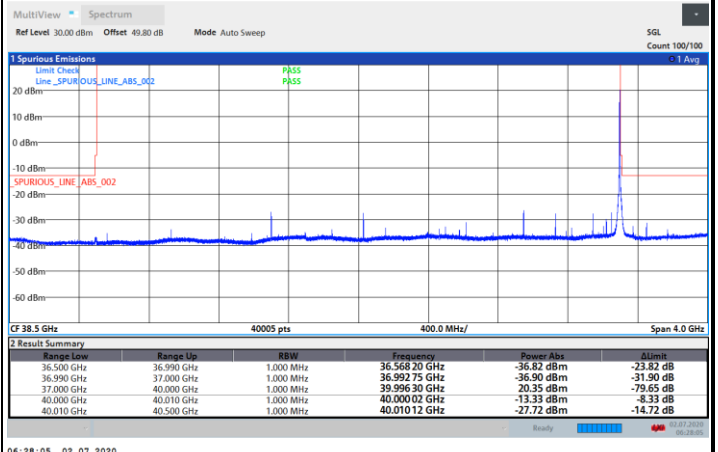
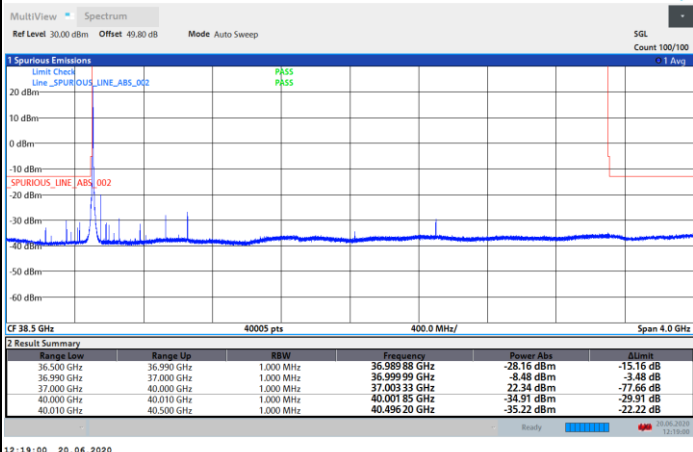
Highest Band Edge / 1 RB



NR Band n260 / 100MHz / QPSK

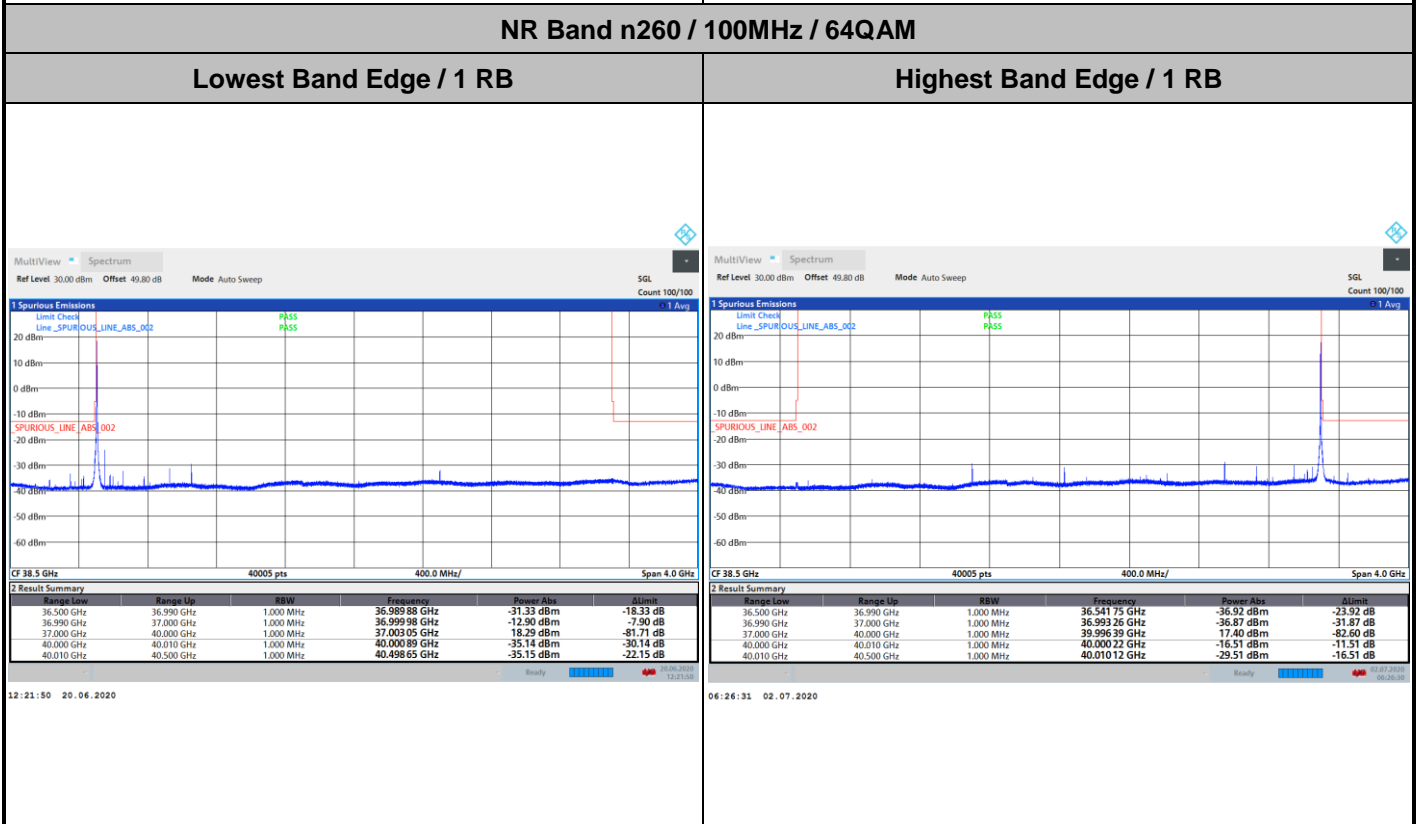
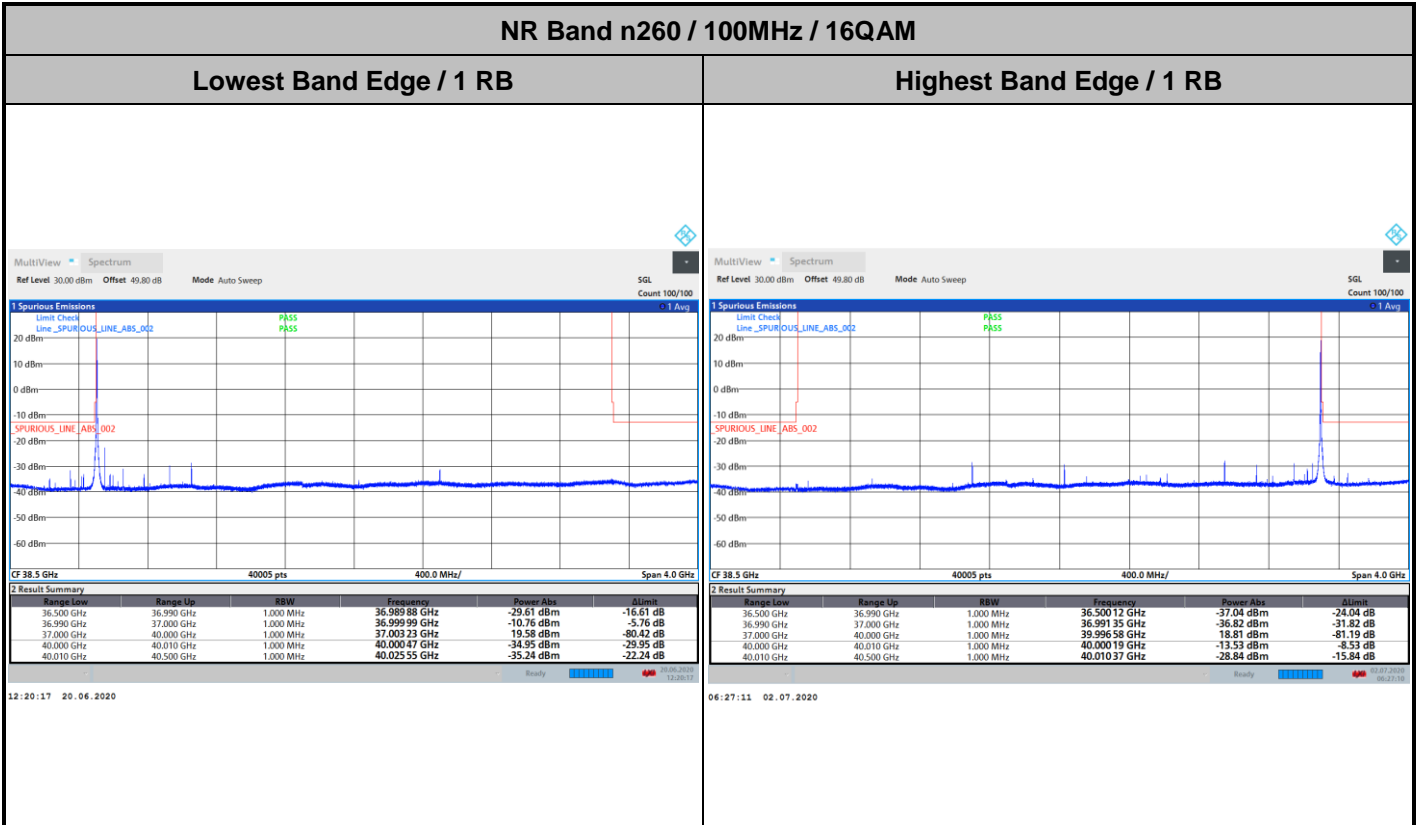
Lowest Band Edge / 1 RB

Highest Band Edge / 1 RB





DFT-s-OFDM Module 1



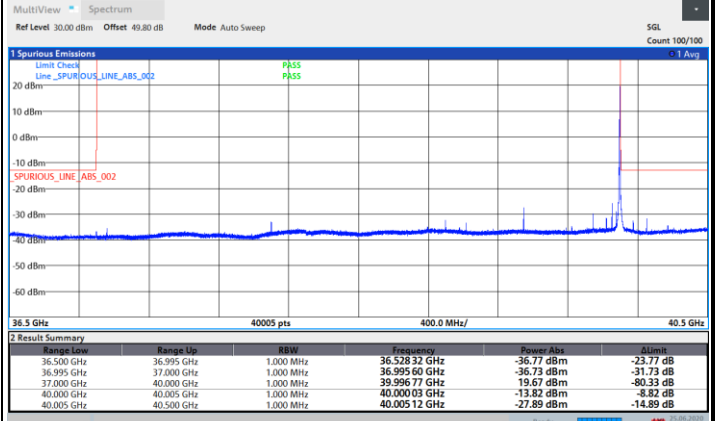
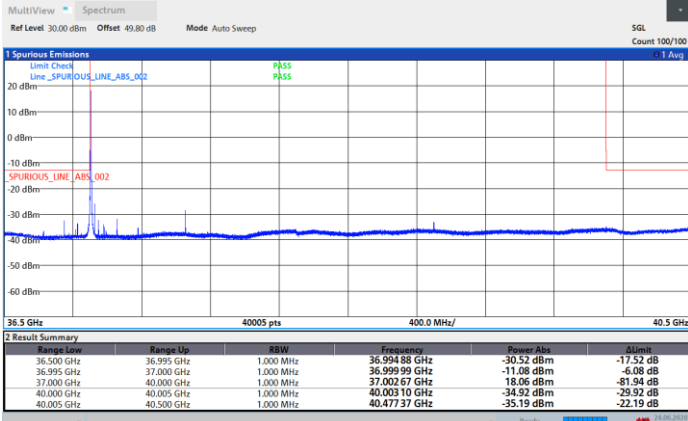


CP-OFDM Module 0

NR Band n260 / 50MHz / QPSK

Lowest Band Edge / 1 RB

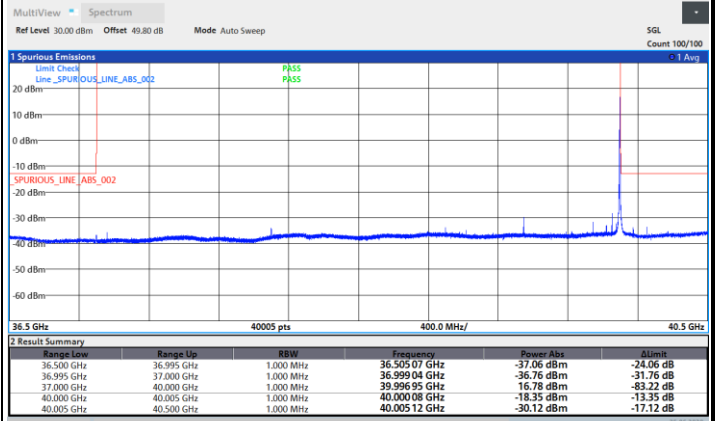
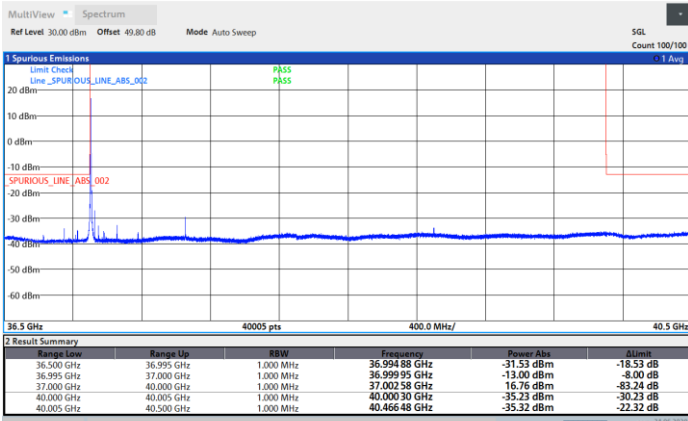
Highest Band Edge / 1 RB



NR Band n260 / 50MHz / 16QAM

Lowest Band Edge / 1 RB

Highest Band Edge / 1 RB



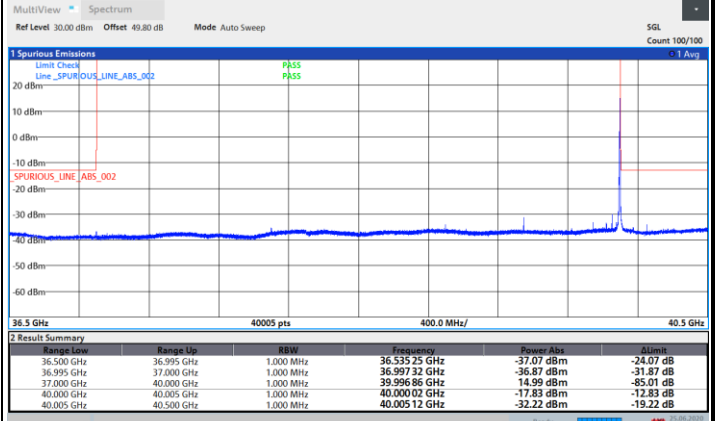
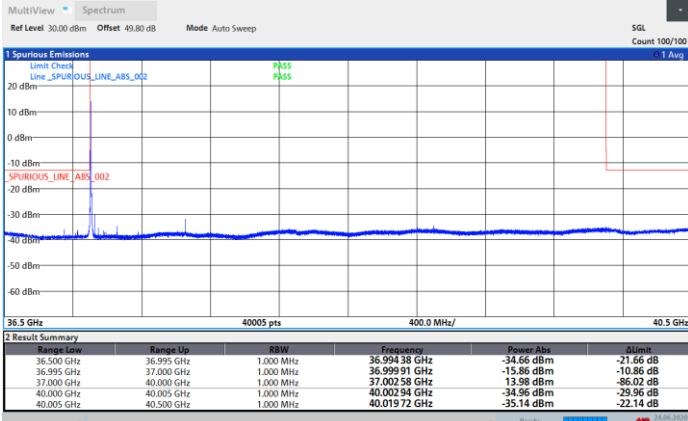


CP-OFDM Module 0

NR Band n260 / 50MHz / 64QAM

Lowest Band Edge / 1 RB

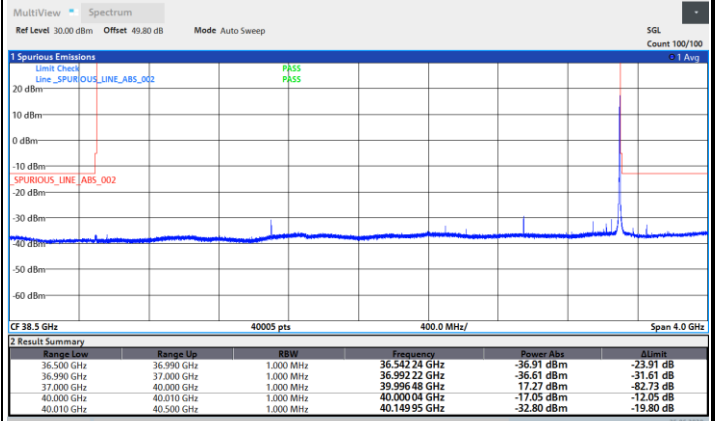
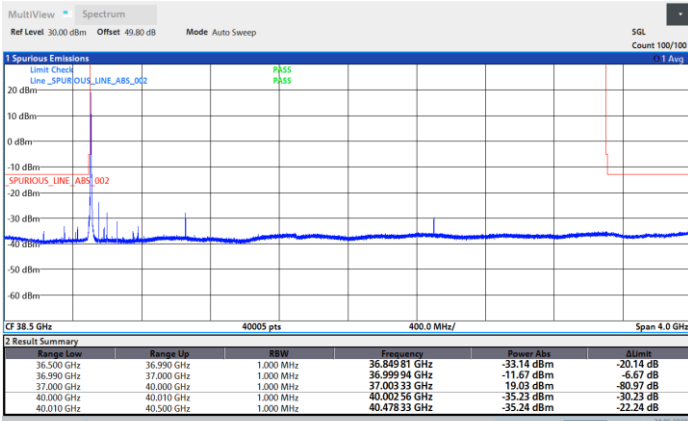
Highest Band Edge / 1 RB



NR Band n260 / 100MHz / QPSK

Lowest Band Edge / 1 RB

Highest Band Edge / 1 RB



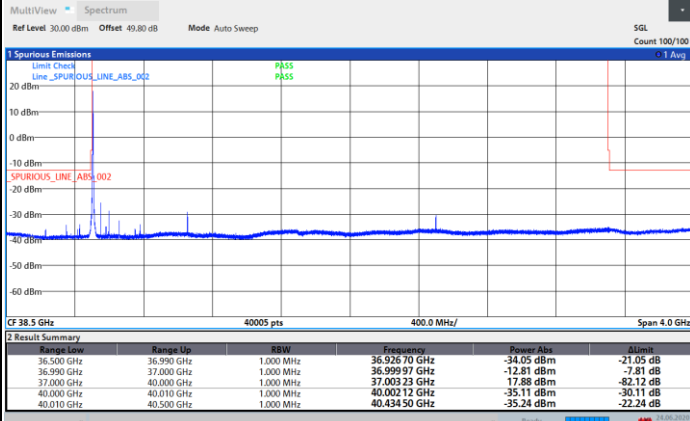


CP-OFDM Module 0

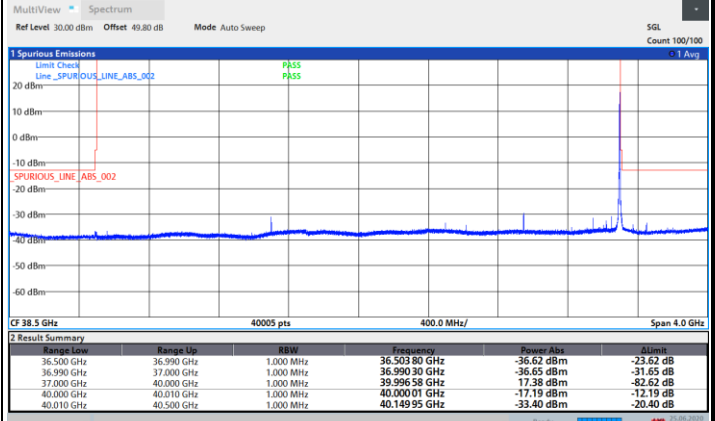
NR Band n260 / 100MHz / 16QAM

Lowest Band Edge / 1 RB

Highest Band Edge / 1 RB



21:26:59 24.06.2020

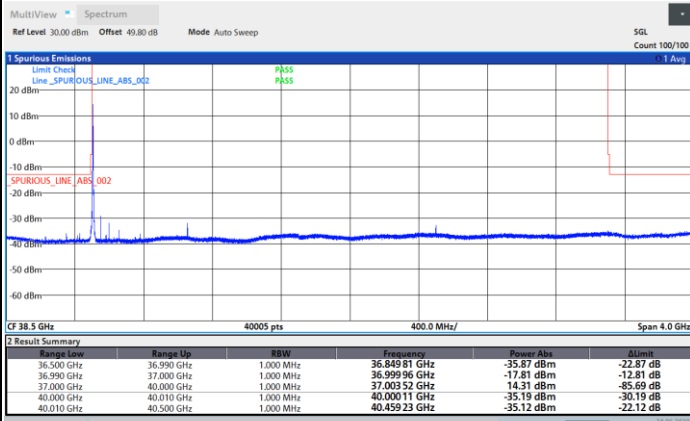


09:56:52 25.06.2020

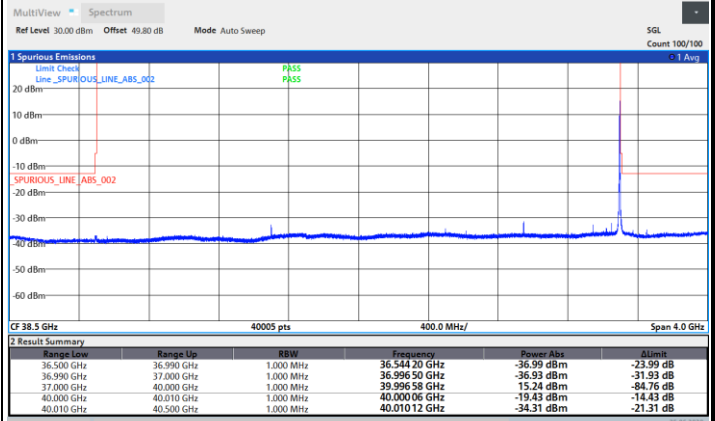
NR Band n260 / 100MHz / 64QAM

Lowest Band Edge / 1 RB

Highest Band Edge / 1 RB



21:24:43 24.06.2020



09:56:16 25.06.2020

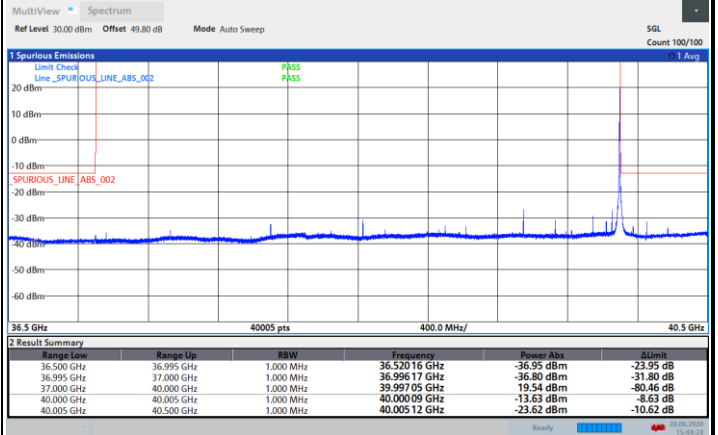
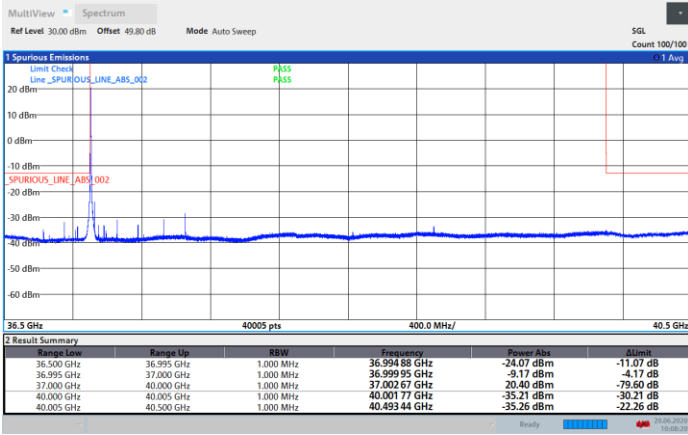


CP-OFDM Module 1

NR Band n260 / 50MHz / QPSK

Lowest Band Edge / 1 RB

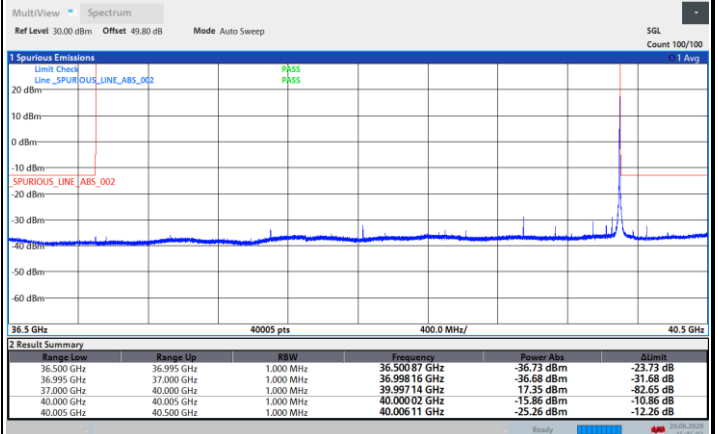
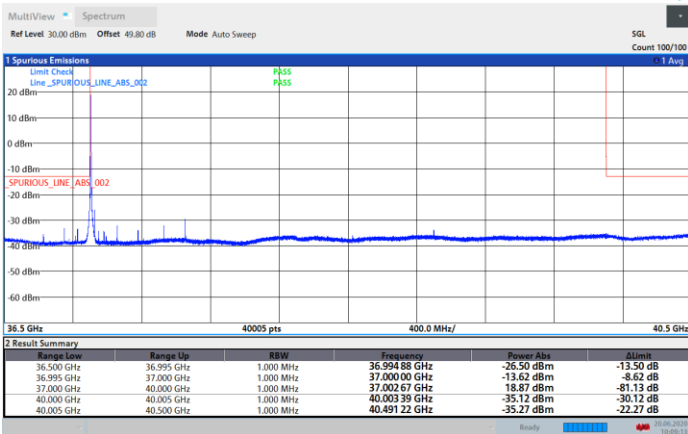
Highest Band Edge / 1 RB



NR Band n260 / 50MHz / 16QAM

Lowest Band Edge / 1 RB

Highest Band Edge / 1 RB



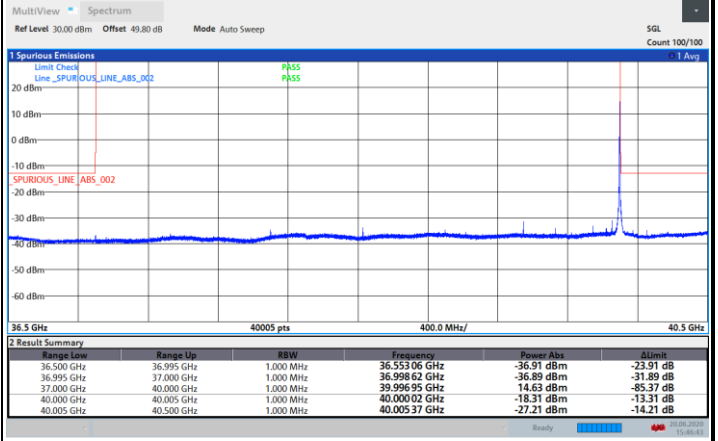
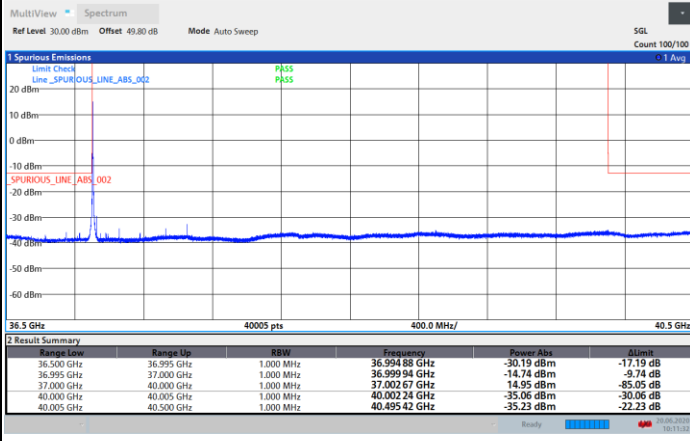


CP-OFDM Module 1

NR Band n260 / 50MHz / 64QAM

Lowest Band Edge / 1 RB

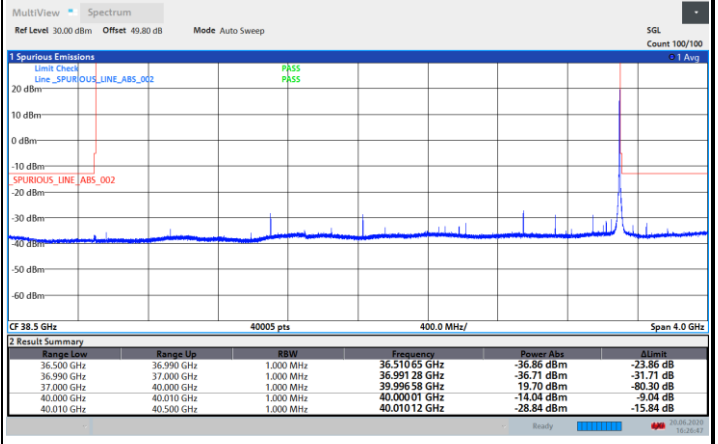
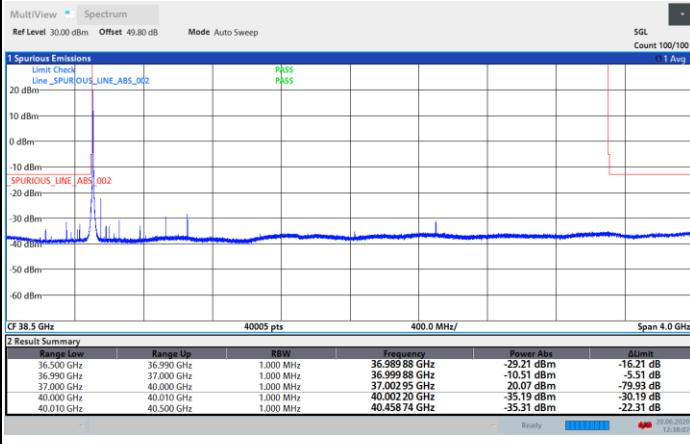
Highest Band Edge / 1 RB



NR Band n260 / 100MHz / QPSK

Lowest Band Edge / 1 RB

Highest Band Edge / 1 RB



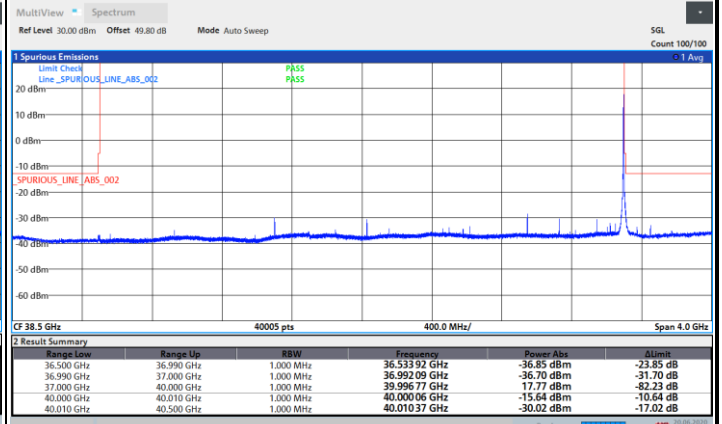
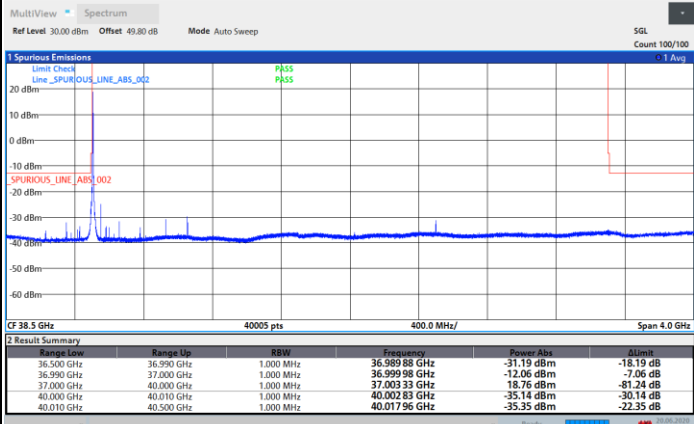


CP-OFDM Module 1

NR Band n260 / 100MHz / 16QAM

Lowest Band Edge / 1 RB

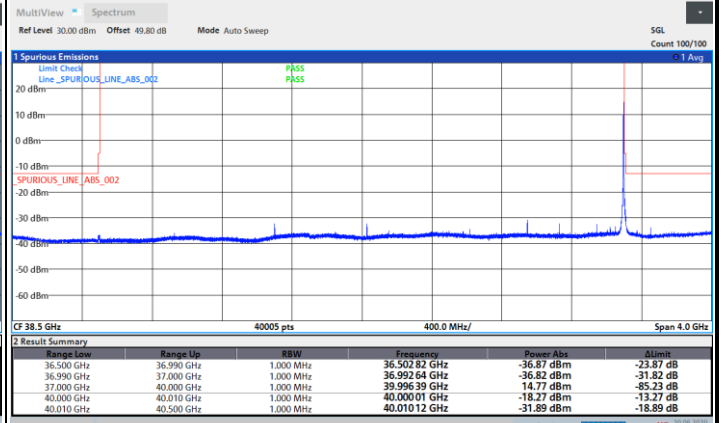
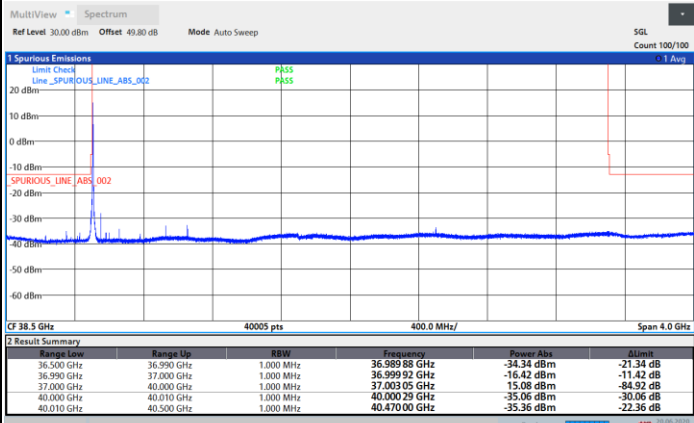
Highest Band Edge / 1 RB



NR Band n260 / 100MHz / 64QAM

Lowest Band Edge / 1 RB

Highest Band Edge / 1 RB

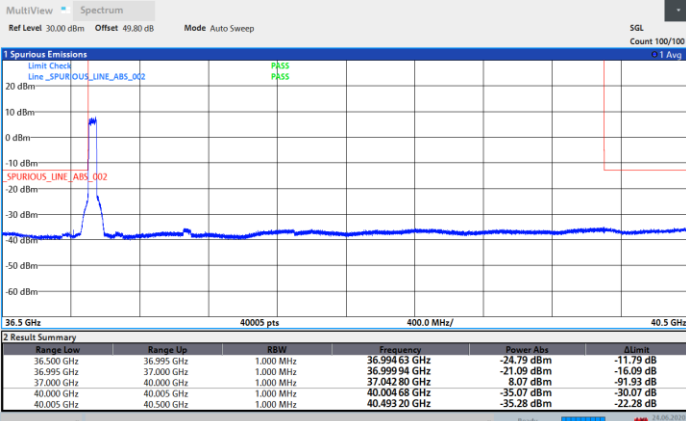




DFT-s-OFDM Module 0

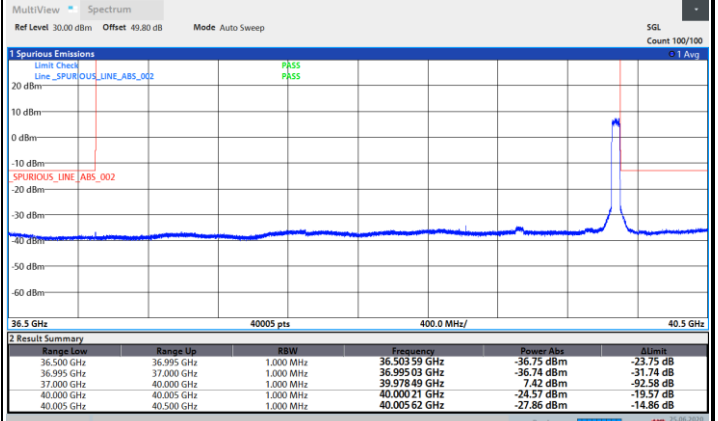
NR Band n260 / 50MHz / QPSK

Lowest Band Edge / Full RB



20:27:57 24.06.2020

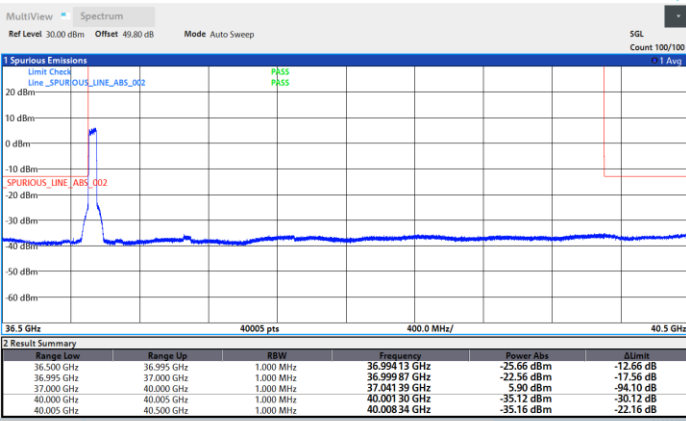
Highest Band Edge / Full RB



08:31:42 25.06.2020

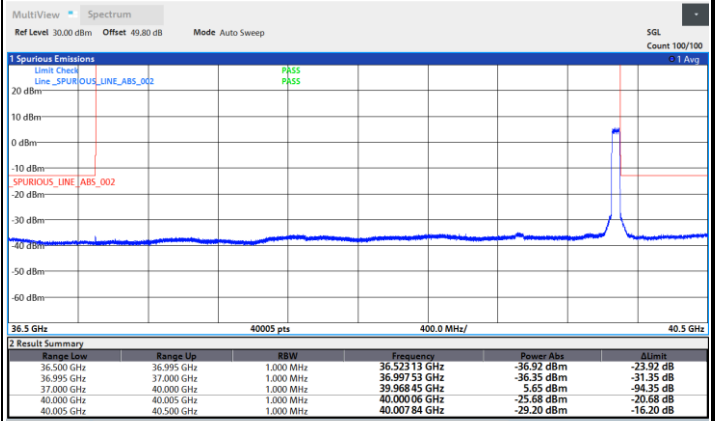
NR Band n260 / 50MHz / 16QAM

Lowest Band Edge / Full RB



20:29:33 24.06.2020

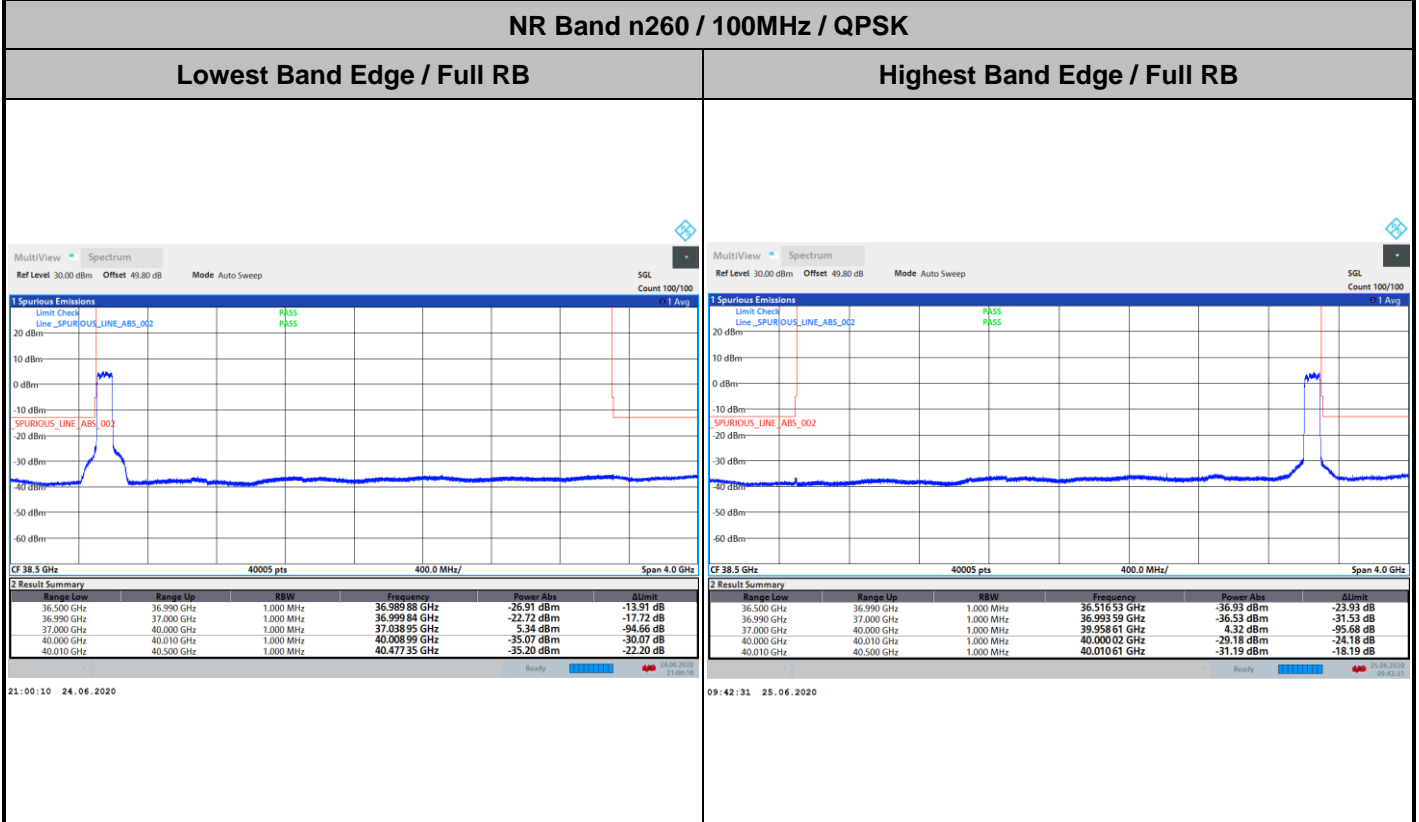
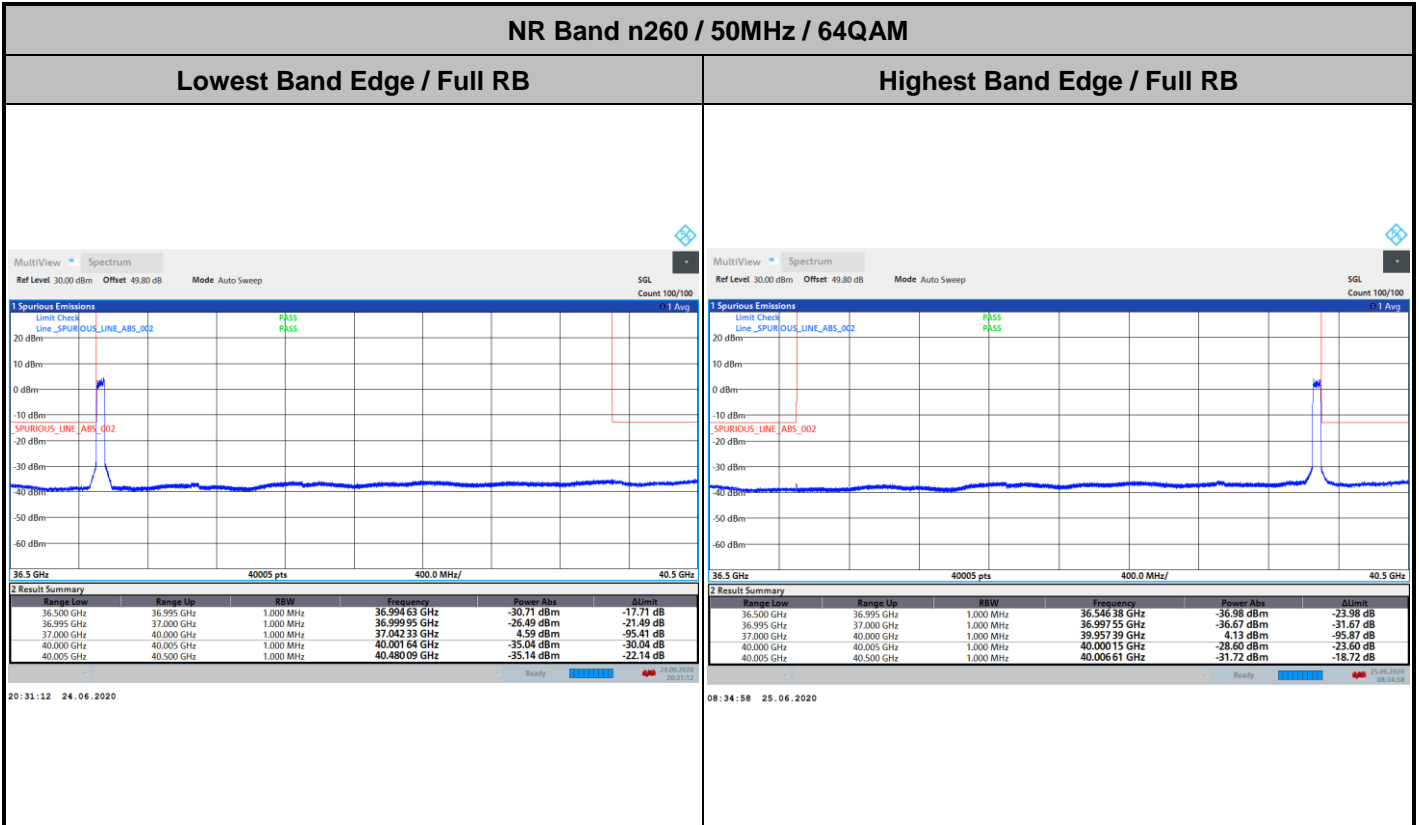
Highest Band Edge / Full RB



08:33:14 25.06.2020



DFT-s-OFDM Module 0



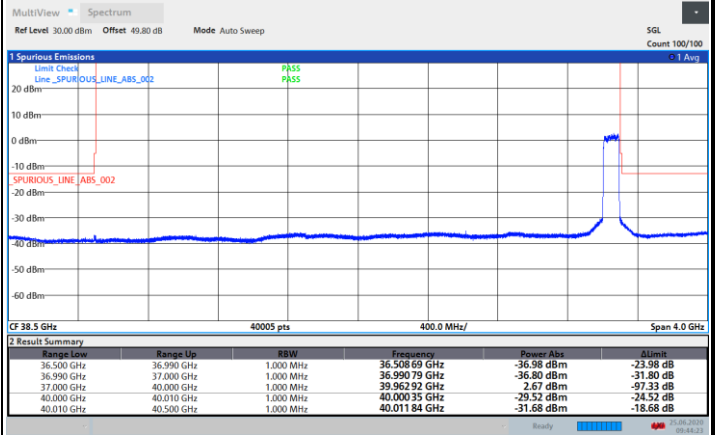
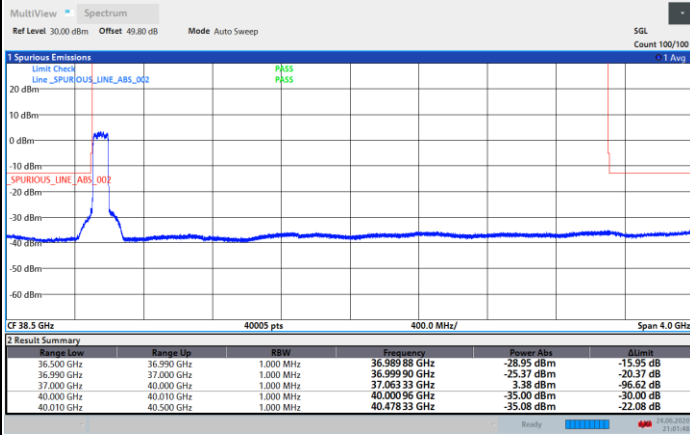


DFT-s-OFDM Module 0

NR Band n260 / 100MHz / 16QAM

Lowest Band Edge / Full RB

Highest Band Edge / Full RB



NR Band n260 / 100MHz / 64QAM

Lowest Band Edge / Full RB

Highest Band Edge / Full RB

