



FCC RF Test Report

APPLICANT : Motorola Mobility LLC
EQUIPMENT : Mobile Cellular Phone
BRAND NAME : Motorola
MODEL NAME : XT2075-1
FCC ID : IHDT56ZC1
STANDARD : 47 CFR Part 2, 22, 24, 27
CLASSIFICATION : PCS Licensed Transmitter Held to Ear (PCE)

The product was received on May 27, 2020 and completely tested on Jun. 24, 2020. We, Sporton International (Kunshan) Inc., would like to declare that the tested sample has been evaluated in accordance with the procedures given in ANSI C63.26-2015 and shown compliance with the applicable technical standards.

The test results in this report apply exclusively to the tested model / sample. Without written approval of Sporton International (Kunshan) Inc., the test report shall not be reproduced except in full.

Jason Jia

Reviewed by: Jason Jia / Supervisor

James Huang

Approved by: James Huang / Manager



Sporton International (Kunshan) Inc.

**No. 1098, Pengxi North Road, Kunshan Economic Development Zone Jiangsu Province 215300
People's Republic of China**



TABLE OF CONTENTS

REVISION HISTORY...3
SUMMARY OF TEST RESULT...4
1 GENERAL DESCRIPTION...5
1.1 Applicant...5
1.2 Manufacturer...5
1.3 Product Feature of Equipment Under Test...5
1.4 Product Specification of Equipment Under Test...6
1.5 Modification of EUT...6
1.6 Specification of Accessory...6
1.7 Testing Location...7
1.8 Test Software...7
1.9 Applicable Standards...7
2 TEST CONFIGURATION OF EQUIPMENT UNDER TEST...8
2.1 Test Mode...8
2.2 Connection Diagram of Test System...9
2.3 Support Unit used in test configuration and system...9
2.4 Frequency List of Low/Middle/High Channels...10
3 RADIATED TEST ITEMS...12
3.1 Measuring Instruments...12
3.2 Test Setup...12
3.3 Test Result of Radiated Test...12
3.4 Radiated Spurious Emission...13
4 LIST OF MEASURING EQUIPMENT...14
5 UNCERTAINTY OF EVALUATION...15
APPENDIX A. TEST RESULTS OF RADIATED TEST
APPENDIX B. TEST SETUP PHOTOGRAPHS



SUMMARY OF TEST RESULT

| Report Section | FCC Rule | Description | Limit | Result | Remark |
|----------------|---|--|--|--------|--|
| 3.4 | §2.1053 §22.917(a) §24.238(a) §27.53(c)(2) §27.53(f) §27.53(h) | Radiated Spurious Emission (Band 2) (Band 4) (Band 5) (Band 13) (Band 66) | $< 43 + 10 \log_{10}(P[\text{Watts}])$ | PASS | Under limit 35.04 dB at 7560.00 MHz |

Remark :
This test report is for LTE inter band CA, only RSE is tested, all the other test items of LTE inter band CA were cover by LTE single carrier due to the CA power is reduced according to 3GPP MPR.



1 General Description

1.1 Applicant

Motorola Mobility LLC
222 W,Merchandise Mart Plaza,Chicago,IL60654 USA

1.2 Manufacturer

Motorola Mobility LLC
222 W,Merchandise Mart Plaza,Chicago,IL60654 USA

1.3 Product Feature of Equipment Under Test

| Product Feature | |
|---------------------------------|--|
| Equipment | Mobile Cellular Phone |
| Brand Name | Motorola |
| Model Name | XT2075-1 |
| FCC ID | IHDT56ZC1 |
| EUT supports Radios application | GSM/WCDMA/LTE /5G NR WLAN 2.4GHz 802.11b/g/n HT20 WLAN 5GHz 802.11a/n HT20/HT40 WLAN 5GHz 802.11ac VHT20/VHT40/VHT80 Bluetooth BR/EDR/LE FM Receiver/GNSS/NFC |
| IMEI Code | Radiation : 353614110011641 |
| HW Version | DVT2 |
| SW Version | QPN30.37 |
| EUT Stage | Identical Prototype |



1.4 Product Specification of Equipment Under Test

| Standards-related Product Specification | |
|---|--|
| Tx Frequency | LTE Band 2 : 1852.5 MHz ~ 1907.5 MHz LTE Band 4 : 1712.5 MHz ~ 1752.5 MHz LTE Band 5 : 826.5 MHz ~ 846.5 MHz LTE Band 13 : 779.5 MHz ~ 784.5 MHz LTE Band 66 : 1712.5 MHz ~ 1777.5 MHz |
| Rx Frequency | LTE Band 2 : 1932.5 MHz ~ 1987.5 MHz LTE Band 4 : 2112.5 MHz ~ 2152.5 MHz LTE Band 5 : 871.5 MHz ~ 891.5 MHz LTE Band 13 : 748.5 MHz ~ 753.5 MHz LTE Band 66 : 2112.5 MHz~ 2197.5 MHz |
| Bandwidth | LTE Band 2 : 5MHz / 10MHz / 15MHz / 20MHz LTE Band 4 : 5MHz / 10MHz / 15MHz / 20MHz LTE Band 5 : 5MHz / 10MHz LTE Band 13 : 5MHz / 10MHz LTE Band 66 : 5MHz / 10MHz / 15MHz / 20MHz |
| CA Inter Bands | 2A-4A, 2A-5A, 2A-13A, 2A-66A , 4A-5A, 4A-13A, 5A-66A, 13A-66A |
| Type of Modulation | QPSK / 16QAM / 64QAM |

1.5 Modification of EUT

No modifications are made to the EUT during all test items.

1.6 Specification of Accessory

| Specification of Accessory | | | | |
|----------------------------|-------------------|---------------------|-------------------|------------|
| AC Adapter 1 | Brand Name | Motorola (Chenyang) | Model Name | MC-201 |
| AC Adapter 2 | Brand Name | Motorola (Acbel) | Model Name | MC-201 |
| Battery | Brand Name | Motorola(Amperex) | Model Name | LZ50 |
| USB Cable 1 | Brand Name | Motorola (Luxshare) | Model Name | SC18C24368 |
| USB Cable 2 | Brand Name | Motorola (Saibao) | Model Name | SC18C24367 |



1.7 Testing Location

Sporton International (Kunshan) Inc. is accredited to ISO/IEC 17025:2017 by American Association for Laboratory Accreditation with Certificate Number 5145.02.

| | | | |
|---------------------------|--|----------------------------|---------------------------------------|
| Test Firm | Sporton International (Kunshan) Inc. | | |
| Test Site Location | No. 1098, Pengxi North Road, Kunshan Economic Development Zone Jiangsu Province 215300 People's Republic of China TEL : +86-512-57900158 FAX : +86-512-57900958 | | |
| Test Site No. | Sporton Site No. | FCC Designation No. | FCC Test Firm Registration No. |
| | 03CH04-KS | CN1257 | 314309 |

1.8 Test Software

| Item | Site | Manufacture | Name | Version |
|------|-----------|-------------|------|--------------|
| 1. | 03CH04-KS | AUDIX | E3 | 6.2009-8-24a |

1.9 Applicable Standards

According to the specifications of the manufacturer, the EUT must comply with the requirements of the following standards:

- 47 CFR Part 2, 22, 24, 27
- ANSI C63.26-2015
- FCC KDB 971168 D01 Power Meas License Digital Systems v03r01
- FCC KDB 412172 D01 Determining ERP and EIRP v01r01

Remark:

1. All test items were verified and recorded according to the standards and without any deviation during the test.
2. This EUT has also been tested and complied with the requirements of FCC Part 15, Subpart B, recorded in a separate test report.



2 Test Configuration of Equipment Under Test

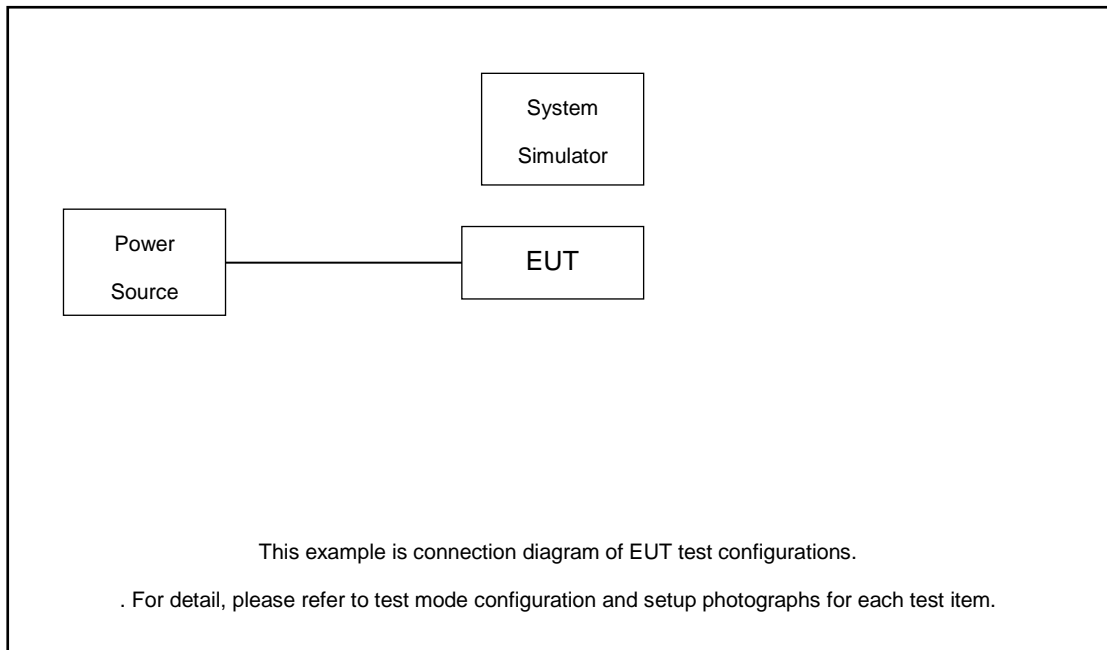
2.1 Test Mode

Antenna port conducted and radiated test items listed below are performed according to KDB 971168 D01 Power Meas License Digital Systems v03r01 with maximum output power.

Radiated measurements are performed by rotating the EUT in three different orthogonal test planes to find the maximum emission.

| Test Items | Band | Bandwidth (MHz) | | | | | Modulation | | | RB # | | | Test Channel | | |
|----------------------------|---|-----------------|---|----|----|----|------------|-------|-------|------|------|------|--------------|---|---|
| | | - | 5 | 10 | 15 | 20 | QPSK | 16QAM | 64QAM | 1 | Half | Full | L | M | H |
| Radiated Spurious Emission | 2A-4A | Worst Case | | | | | | | | | | | v | v | v |
| | 2A-5A | Worst Case | | | | | | | | | | | v | v | v |
| | 2A-13A | Worst Case | | | | | | | | | | | v | v | v |
| | 2A-66A | Worst Case | | | | | | | | | | | v | v | v |
| | 4A-5A | Worst Case | | | | | | | | | | | v | v | v |
| | 4A-13A | Worst Case | | | | | | | | | | | v | v | v |
| | 5A-66A | Worst Case | | | | | | | | | | | v | v | v |
| | 13A-66A | Worst Case | | | | | | | | | | | v | v | v |
| Note | <ol style="list-style-type: none"> The mark "v" means that this configuration is chosen for testing The mark "-" means that this bandwidth is not supported. The device is investigated from 30MHz to 10 times of fundamental signal for radiated spurious emission test under different RB size/offset and modulations in exploratory test. Subsequently, only the worst case emissions are reported. | | | | | | | | | | | | | | |

2.2 Connection Diagram of Test System



2.3 Support Unit used in test configuration and system

| Item | Equipment | Trade Name | Model No. | FCC ID | Data Cable | Power Cord |
|------|------------------|------------|-----------|--------|------------|-------------------|
| 1. | LTE Base Station | Anritsu | MT8820C | N/A | N/A | Unshielded, 1.8 m |



2.4 Frequency List of Low/Middle/High Channels

| LTE Band 2 Channel and Frequency List | | | | |
|---------------------------------------|------------------------|--------|--------|---------|
| BW [MHz] | Channel/Frequency(MHz) | Lowest | Middle | Highest |
| 20 | Channel | 18700 | 18900 | 19100 |
| | Frequency | 1860 | 1880 | 1900 |
| 15 | Channel | 18675 | 18900 | 19125 |
| | Frequency | 1857.5 | 1880 | 1902.5 |
| 10 | Channel | 18650 | 18900 | 19150 |
| | Frequency | 1855 | 1880 | 1905 |
| 5 | Channel | 18625 | 18900 | 19175 |
| | Frequency | 1852.5 | 1880 | 1907.5 |

| LTE Band 4 Channel and Frequency List | | | | |
|---------------------------------------|------------------------|--------|--------|---------|
| BW [MHz] | Channel/Frequency(MHz) | Lowest | Middle | Highest |
| 20 | Channel | 20050 | 20175 | 20300 |
| | Frequency | 1720 | 1732.5 | 1745 |
| 15 | Channel | 20025 | 20175 | 20325 |
| | Frequency | 1717.5 | 1732.5 | 1747.5 |
| 10 | Channel | 20000 | 20175 | 20350 |
| | Frequency | 1715 | 1732.5 | 1750 |
| 5 | Channel | 19975 | 20175 | 20375 |
| | Frequency | 1712.5 | 1732.5 | 1752.5 |

| LTE Band 5 Channel and Frequency List | | | | |
|---------------------------------------|------------------------|--------|--------|---------|
| BW [MHz] | Channel/Frequency(MHz) | Lowest | Middle | Highest |
| 10 | Channel | 20450 | 20525 | 20600 |
| | Frequency | 829 | 836.5 | 844 |
| 5 | Channel | 20425 | 20525 | 20625 |
| | Frequency | 826.5 | 836.5 | 846.5 |
| 3 | Channel | 20415 | 20525 | 20635 |
| | Frequency | 825.5 | 836.5 | 847.5 |
| 1.4 | Channel | 20407 | 20525 | 20643 |
| | Frequency | 824.7 | 836.5 | 848.3 |



| LTE Band 13 Channel and Frequency List | | | | |
|--|------------------------|--------|--------|---------|
| BW [MHz] | Channel/Frequency(MHz) | Lowest | Middle | Highest |
| 10 | Channel | - | 23230 | - |
| | Frequency | - | 782 | - |
| 5 | Channel | 23205 | 23230 | 23255 |
| | Frequency | 779.5 | 782 | 784.5 |

| LTE Band 66 Channel and Frequency List | | | | |
|--|------------------------|--------|--------|---------|
| BW [MHz] | Channel/Frequency(MHz) | Lowest | Middle | Highest |
| 20 | Channel | 132072 | 132322 | 132572 |
| | Frequency | 1720 | 1745 | 1770 |
| 15 | Channel | 132047 | 132322 | 132597 |
| | Frequency | 1717.5 | 1745 | 1772.5 |
| 10 | Channel | 132022 | 132322 | 132622 |
| | Frequency | 1715 | 1745 | 1775 |
| 5 | Channel | 131997 | 132322 | 132647 |
| | Frequency | 1712.5 | 1745 | 1777.5 |

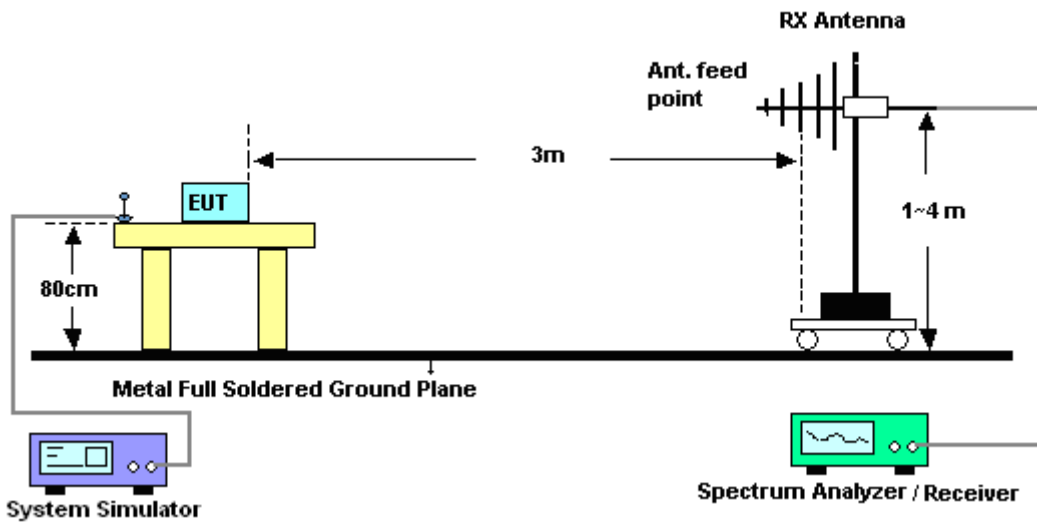
3 Radiated Test Items

3.1 Measuring Instruments

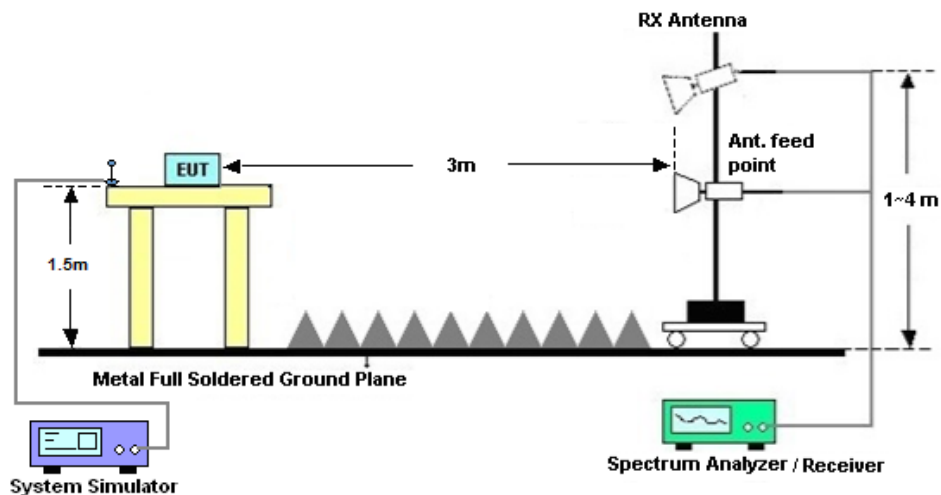
See list of measuring instruments of this test report.

3.2 Test Setup

3.2.1 For radiated test from 30MHz to 1GHz



3.2.2 For radiated test above 1GHz



3.3 Test Result of Radiated Test

Please refer to Appendix B.



3.4 Radiated Spurious Emission

3.4.1 Description of Radiated Spurious Emission

The radiated spurious emission was measured by substitution method according to ANSI C63.26. The power of any emission outside of the authorized operating frequency ranges must be attenuated below the transmitter power (P) by a factor of at least $43 + 10 \log (P)$ dB.

For LTE Band 13

For operations in the 746-758 MHz, 775-788 MHz, and 805-806 MHz bands, emissions in the band 1559-1610 MHz shall be limited to -70 dBW/MHz equivalent isotropically radiated power (EIRP) for wideband signals, and -80 dBW EIRP for discrete emissions of less than 700 Hz bandwidth.

The spectrum is scanned from 30 MHz up to a frequency including its 10th harmonic.

3.4.2 Test Procedures

1. The testing follows ANSI C63.26 Section 5.5
2. The EUT was placed on a turntable with 0.8 meter height for frequency below 1GHz and 1.5 meter height for frequency above 1GHz respectively above ground.
3. The EUT was set 3 meters from the receiving antenna mounted on the antenna tower.
4. The table was rotated 360 degrees to determine the position of the highest spurious emission.
5. The height of the receiving antenna is varied between 1m to 4m to search the maximum spurious emission for both horizontal and vertical polarizations.
6. During the measurement, the system simulator parameters were set to force the EUT transmitting at maximum output power.
7. Make the measurement with the spectrum analyzer's RBW = 1MHz, VBW = 3MHz, taking the record of maximum spurious emission.
8. A horn antenna was substituted in place of the EUT and was driven by a signal generator.
9. Tune the output power of signal generator to the same emission level with EUT maximum spurious emission.
10. $EIRP \text{ (dBm)} = S.G. \text{ Power} - Tx \text{ Cable Loss} + Tx \text{ Antenna Gain}$
11. $ERP \text{ (dBm)} = EIRP - 2.15$
12. The RF fundamental frequency should be excluded against the limit line in the operating frequency band.

The limit line is derived from $43 + 10\log(P)$ dB below the transmitter power P(Watts)
 $= P(W) - [43 + 10\log(P)] \text{ (dB)}$
 $= [30 + 10\log(P)] \text{ (dBm)} - [43 + 10\log(P)] \text{ (dB)}$
 $= -13\text{dBm}.$



4 List of Measuring Equipment

| Instrument | Manufacturer | Model No. | Serial No. | Characteristics | Calibration Date | Test Date | Due Date | Remark |
|-----------------------|--------------|--------------------------|------------|-------------------|------------------|---------------|---------------|-----------------------|
| EXA Spectrum Analyzer | Keysight | N9010A | MY55150244 | 10Hz-44G,MAX 30dB | Apr. 15, 2020 | Jun. 24, 2020 | Apr. 14, 2021 | Radiation (03CH04-KS) |
| Bilog Antenna | TeseQ | CBL6111D | 49922 | 30MHz-1GHz | Jan. 02, 2020 | Jun. 24, 2020 | Jan. 03, 2021 | Radiation (03CH04-KS) |
| Horn Antenna | Schwarzbeck | BBHA9120D | 1356 | 1GHz~18GHz | Apr. 20, 2020 | Jun. 24, 2020 | Apr. 19, 2021 | Radiation (03CH04-KS) |
| SHF-EHF Horn | Com-power | AH-840 | 101115 | 18GHz~40GHz | Nov. 10, 2019 | Jun. 24, 2020 | Nov. 09, 2020 | Radiation (03CH04-KS) |
| Amplifier | SONOMA | 310N | 187289 | 9KHz-1GHz | Jan. 02, 2020 | Jun. 24, 2020 | Jan. 03, 2021 | Radiation (03CH04-KS) |
| Amplifier | MITEQ | EM18G40G GA | 060728 | 18~40GHz | Jan. 08, 2020 | Jun. 24, 2020 | Jan. 07, 2021 | Radiation (03CH04-KS) |
| high gain Amplifier | MITEQ | AMF-7D-00 101800-30-1 0P | 2025788 | 1Ghz-18Ghz | Jan. 02, 2020 | Jun. 24, 2020 | Jan. 03, 2021 | Radiation (03CH04-KS) |
| Amplifier | Keysight | 83017A | MY57280106 | 500MHz~26.5GHz | Oct. 15, 2019 | Jun. 24, 2020 | Oct. 14, 2020 | Radiation (03CH04-KS) |
| AC Power Source | Chroma | 61601 | F104090004 | N/A | NCR | Jun. 24, 2020 | NCR | Radiation (03CH04-KS) |
| Turn Table | ChamPro | EM 1000-T | 060762-T | 0~360 degree | NCR | Jun. 24, 2020 | NCR | Radiation (03CH04-KS) |
| Antenna Mast | ChamPro | EM 1000-A | 060762-A | 1 m~4 m | NCR | Jun. 24, 2020 | NCR | Radiation (03CH04-KS) |

NCR: No Calibration Required



5 Uncertainty of Evaluation

The measurement uncertainties shown below were calculated in accordance with the requirements of ANSI 63.26-2015. All the measurement uncertainty value were shown with a coverage $K=2$ to indicate 95% level of confidence. The measurement data show herein meets or exceeds the CISPR measurement uncertainty values specified in CISPR 16-4-2 and can be compared directly to specified limit to determine compliance.

Uncertainty of Radiated Emission Measurement (30 MHz ~ 1000 MHz)

| | |
|---|-------|
| Measuring Uncertainty for a Level of Confidence of 95% ($U = 2Uc(y)$) | 3.3dB |
|---|-------|

Uncertainty of Radiated Emission Measurement (1 GHz ~ 18 GHz)

| | |
|---|-------|
| Measuring Uncertainty for a Level of Confidence of 95% ($U = 2Uc(y)$) | 2.8dB |
|---|-------|

Uncertainty of Radiated Emission Measurement (18 GHz ~ 40 GHz)

| | |
|---|-------|
| Measuring Uncertainty for a Level of Confidence of 95% ($U = 2Uc(y)$) | 2.8dB |
|---|-------|



Appendix A. Test Results of Radiated Test

Radiated Spurious Emission

Ant 2 / Ant 1

| ULCA_2A-4A | | | | | | | | |
|--|-------------------|--------------|---------------|-------------------|--------------------|----------------------|-----------------------|--------------------|
| Channel | Frequency (MHz) | EIRP (dBm) | Limit (dBm) | Over Limit (dB) | S.G. Power (dBm) | TX Cable loss (dB) | TX Antenna Gain (dBi) | Polarization (H/V) |
| LTE B2 BW 20MHz Lowest 1RB0,QPSK | 3702 | -57.61 | -13 | -44.61 | -64.30 | 1.75 | 8.44 | H |
| | 5553 | -53.92 | -13 | -40.92 | -62.34 | 1.94 | 10.36 | H |
| | 7404 | -48.98 | -13 | -35.98 | -58.22 | 2.47 | 11.71 | H |
| | 3702 | -57.49 | -13 | -44.49 | -64.18 | 1.75 | 8.44 | V |
| | 5553 | -53.32 | -13 | -40.32 | -61.74 | 1.94 | 10.36 | V |
| | 7404 | -48.82 | -13 | -35.82 | -58.06 | 2.47 | 11.71 | V |
| LTE B4 BW 20MHz Lowest 1RB0,QPSK | 3423 | -60.55 | -13 | -47.55 | -66.81 | 1.843 | 8.10 | H |
| | 5133 | -53.88 | -13 | -40.88 | -62.80 | 2.58 | 11.50 | H |
| | 6840 | -50.94 | -13 | -37.94 | -60.70 | 3.49 | 13.24 | H |
| | 3423 | -60.30 | -13 | -47.30 | -66.56 | 1.84 | 8.10 | V |
| | 5133 | -54.13 | -13 | -41.13 | -63.05 | 2.58 | 11.50 | V |
| | 6840 | -50.47 | -13 | -37.47 | -60.23 | 3.49 | 13.24 | V |
| LTE B2 BW 20MHz Middle 1RB0,QPSK | 3741 | -55.56 | -13 | -42.56 | -62.25 | 1.75 | 8.44 | H |
| | 5613 | -52.22 | -13 | -39.22 | -60.64 | 1.94 | 10.36 | H |
| | 7488 | -48.70 | -13 | -35.70 | -57.94 | 2.47 | 11.71 | H |
| | 3741 | -57.18 | -13 | -44.18 | -63.87 | 1.75 | 8.44 | V |
| | 5613 | -53.62 | -13 | -40.62 | -62.04 | 1.94 | 10.36 | V |
| | 7488 | -48.13 | -13 | -35.13 | -57.37 | 2.47 | 11.71 | V |
| LTE B4 BW 20MHz Middle 1RB0,QPSK | 3447 | -59.81 | -13 | -46.81 | -66.07 | 1.843 | 8.10 | H |
| | 5172 | -54.01 | -13 | -41.01 | -62.93 | 2.58 | 11.50 | H |
| | 6900 | -50.57 | -13 | -37.57 | -60.33 | 3.49 | 13.24 | H |
| | 3447 | -60.03 | -13 | -47.03 | -66.29 | 1.84 | 8.10 | V |
| | 5172 | -54.11 | -13 | -41.11 | -63.03 | 2.58 | 11.50 | V |
| | 6900 | -50.10 | -13 | -37.10 | -59.86 | 3.49 | 13.24 | V |
| LTE B2 BW 20MHz Highest 1RB0,QPSK | 3783 | -57.38 | -13 | -44.38 | -64.07 | 1.75 | 8.44 | H |
| | 5673 | -53.59 | -13 | -40.59 | -62.01 | 1.94 | 10.36 | H |
| | 7560 | -48.65 | -13 | -35.65 | -57.89 | 2.47 | 11.71 | H |
| | 3783 | -57.26 | -13 | -44.26 | -63.95 | 1.75 | 8.44 | V |
| | 5673 | -53.55 | -13 | -40.55 | -61.97 | 1.94 | 10.36 | V |
| | 7560 | -48.40 | -13 | -35.40 | -57.64 | 2.47 | 11.71 | V |
| LTE B4 BW 20MHz Highest 1RB0,QPSK | 3471 | -60.30 | -13 | -47.30 | -66.56 | 1.843 | 8.10 | H |
| | 5208 | -54.34 | -13 | -41.34 | -63.26 | 2.58 | 11.50 | H |
| | 6948 | -50.68 | -13 | -37.68 | -60.44 | 3.49 | 13.24 | H |
| | 3471 | -60.24 | -13 | -47.24 | -66.50 | 1.84 | 8.10 | V |
| | 5208 | -54.55 | -13 | -41.55 | -63.47 | 2.58 | 11.50 | V |
| | 6948 | -50.46 | -13 | -37.46 | -60.22 | 3.49 | 13.24 | V |

Remark: Spurious emissions within 30-1000MHz were found more than 20dB below limit line.



| ULCA_2A-5A | | | | | | | | |
|--|-------------------|--------------|---------------|-------------------|--------------------|----------------------|-----------------------|--------------------|
| Channel | Frequency (MHz) | EIRP (dBm) | Limit (dBm) | Over Limit (dB) | S.G. Power (dBm) | TX Cable loss (dB) | TX Antenna Gain (dBi) | Polarization (H/V) |
| LTE B2 BW 20MHz Lowest 1RB0,QPSK | 3700 | -57.84 | -13 | -44.84 | -70.10 | 2.64 | 14.90 | H |
| | 5555 | -54.11 | -13 | -41.11 | -65.97 | 2.94 | 14.80 | H |
| | 7404 | -49.01 | -13 | -36.01 | -58.78 | 3.39 | 13.16 | H |
| | 3700 | -57.88 | -13 | -44.88 | -70.14 | 2.64 | 14.90 | V |
| | 5553.27 | -54.32 | -13 | -41.32 | -66.18 | 2.94 | 14.80 | V |
| | 7404 | -48.61 | -13 | -35.61 | -58.38 | 3.39 | 13.16 | V |
| LTE B5 BW 10MHz Lowest 1RB0,QPSK | 1650 | -67.69 | -13 | -54.69 | -74.66 | 1.58 | 10.70 | H |
| | 2475 | -61.51 | -13 | -48.51 | -69.76 | 2.102 | 12.50 | H |
| | 3300 | -60.34 | -13 | -47.34 | -69.23 | 2.856 | 13.90 | H |
| | 1650 | -67.00 | -13 | -54.00 | -73.97 | 1.58 | 10.70 | V |
| | 2475 | -61.03 | -13 | -48.03 | -69.28 | 2.10 | 12.50 | V |
| | 3300 | -60.56 | -13 | -47.56 | -69.45 | 2.86 | 13.90 | V |
| LTE B2 BW 20MHz Middle 1RB0,QPSK | 3741 | -54.32 | -13 | -41.32 | -66.58 | 2.64 | 14.90 | H |
| | 5613.27 | -53.86 | -13 | -40.86 | -65.72 | 2.94 | 14.80 | H |
| | 7488 | -48.83 | -13 | -35.83 | -58.60 | 3.39 | 13.16 | H |
| | 3742.18 | -57.58 | -13 | -44.58 | -69.84 | 2.64 | 14.90 | V |
| | 5613 | -53.75 | -13 | -40.75 | -65.61 | 2.94 | 14.80 | V |
| | 7488 | -48.12 | -13 | -35.12 | -57.89 | 3.39 | 13.16 | V |
| LTE B5 BW 10MHz Middle 1RB0,QPSK | 1665 | -65.17 | -13 | -52.17 | -72.14 | 1.58 | 10.70 | H |
| | 2495 | -62.30 | -13 | -49.30 | -70.55 | 2.102 | 12.50 | H |
| | 3327 | -60.53 | -13 | -47.53 | -69.42 | 2.856 | 13.90 | H |
| | 1665 | -64.74 | -13 | -51.74 | -71.71 | 1.58 | 10.70 | V |
| | 2495 | -61.71 | -13 | -48.71 | -69.96 | 2.10 | 12.50 | V |
| | 3327 | -60.75 | -13 | -47.75 | -69.64 | 2.86 | 13.90 | V |
| LTE B2 BW 20MHz Highest 1RB0,QPSK | 3780 | -57.71 | -13 | -44.71 | -69.97 | 2.64 | 14.90 | H |
| | 5673.27 | -53.96 | -13 | -40.96 | -65.82 | 2.94 | 14.80 | H |
| | 7560 | -48.41 | -13 | -35.41 | -58.18 | 3.39 | 13.16 | H |
| | 3780 | -57.64 | -13 | -44.64 | -69.90 | 2.64 | 14.90 | V |
| | 5675 | -53.88 | -13 | -40.88 | -65.74 | 2.94 | 14.80 | V |
| | 7560 | -48.04 | -13 | -35.04 | -57.81 | 3.39 | 13.16 | V |
| LTE B5 BW 10MHz Highest 1RB0,QPSK | 1680 | -67.22 | -13 | -54.22 | -74.19 | 1.58 | 10.70 | H |
| | 2520 | -61.47 | -13 | -48.47 | -69.72 | 2.102 | 12.50 | H |
| | 3360 | -60.37 | -13 | -47.37 | -69.26 | 2.856 | 13.90 | H |
| | 1680 | -66.63 | -13 | -53.63 | -73.60 | 1.58 | 10.70 | V |
| | 2520 | -61.37 | -13 | -48.37 | -69.62 | 2.10 | 12.50 | V |
| | 3360 | -60.80 | -13 | -47.80 | -69.69 | 2.86 | 13.90 | V |

Remark: Spurious emissions within 30-1000MHz were found more than 20dB below limit line.



| ULCA_2A-66A | | | | | | | | |
|---|-------------------|--------------|---------------|-------------------|--------------------|----------------------|-----------------------|--------------------|
| Channel | Frequency (MHz) | EIRP (dBm) | Limit (dBm) | Over Limit (dB) | S.G. Power (dBm) | TX Cable loss (dB) | TX Antenna Gain (dBi) | Polarization (H/V) |
| LTE B2 BW 20MHz Lowest 1RB0,QPSK | 3702 | -57.73 | -13 | -44.73 | -66.04 | 2.19 | 10.50 | H |
| | 5553 | -53.79 | -13 | -40.79 | -63.77 | 2.80 | 12.78 | H |
| | 7404 | -49.33 | -13 | -36.33 | -59.51 | 3.83 | 14.01 | H |
| | 3702 | -57.72 | -13 | -44.72 | -66.03 | 2.19 | 10.50 | V |
| | 5553 | -53.81 | -13 | -40.81 | -63.79 | 2.80 | 12.78 | V |
| | 7404 | -49.15 | -13 | -36.15 | -59.33 | 3.83 | 14.01 | V |
| LTE B66 BW 20MHz Lowest 1RB0,QPSK | 3423 | -60.64 | -13 | -47.64 | -67.33 | 1.75 | 8.44 | H |
| | 5133 | -54.27 | -13 | -41.27 | -62.69 | 1.94 | 10.36 | H |
| | 6840 | -51.17 | -13 | -38.17 | -60.41 | 2.47 | 11.71 | H |
| | 3423 | -60.64 | -13 | -47.64 | -67.33 | 1.75 | 8.44 | V |
| | 5133 | -54.14 | -13 | -41.14 | -62.56 | 1.94 | 10.36 | V |
| | 6840 | -50.64 | -13 | -37.64 | -59.88 | 2.47 | 11.71 | V |
| LTE B2 BW 20MHz Middle 1RB0,QPSK | 3741 | -57.08 | -13 | -44.08 | -65.39 | 2.19 | 10.50 | H |
| | 5613 | -53.61 | -13 | -40.61 | -63.59 | 2.80 | 12.78 | H |
| | 7488 | -48.96 | -13 | -35.96 | -59.14 | 3.83 | 14.01 | H |
| | 3741 | -56.99 | -13 | -43.99 | -65.30 | 2.19 | 10.50 | V |
| | 5613 | -52.69 | -13 | -39.69 | -62.67 | 2.80 | 12.78 | V |
| | 7488 | -48.63 | -13 | -35.63 | -58.81 | 3.83 | 14.01 | V |
| LTE B66 BW 20MHz Middle 1RB0,QPSK | 3471 | -60.32 | -13 | -47.32 | -67.01 | 1.75 | 8.44 | H |
| | 5208 | -54.44 | -13 | -41.44 | -62.86 | 1.94 | 10.36 | H |
| | 6948 | -50.83 | -13 | -37.83 | -60.07 | 2.47 | 11.71 | H |
| | 3471 | -59.94 | -13 | -46.94 | -66.63 | 1.75 | 8.44 | V |
| | 5208 | -54.15 | -13 | -41.15 | -62.57 | 1.94 | 10.36 | V |
| | 6948 | -50.43 | -13 | -37.43 | -59.67 | 2.47 | 11.71 | V |
| LTE B2 BW 20MHz Highest 1RB0,QPSK | 3783 | -57.05 | -13 | -44.05 | -65.36 | 2.19 | 10.50 | H |
| | 5673 | -53.48 | -13 | -40.48 | -63.46 | 2.80 | 12.78 | H |
| | 7560 | -48.60 | -13 | -35.60 | -58.78 | 3.83 | 14.01 | H |
| | 3783 | -57.31 | -13 | -44.31 | -65.62 | 2.19 | 10.50 | V |
| | 5673 | -53.18 | -13 | -40.18 | -63.16 | 2.80 | 12.78 | V |
| | 7560 | -48.70 | -13 | -35.70 | -58.88 | 3.83 | 14.01 | V |
| LTE B66 BW 20MHz Highest 1RB0,QPSK | 3522 | -60.27 | -13 | -47.27 | -66.96 | 1.75 | 8.44 | H |
| | 5283 | -55.18 | -13 | -42.18 | -63.60 | 1.94 | 10.36 | H |
| | 7044 | -50.49 | -13 | -37.49 | -59.73 | 2.47 | 11.71 | H |
| | 3522 | -60.18 | -13 | -47.18 | -66.87 | 1.75 | 8.44 | V |
| | 5283 | -55.16 | -13 | -42.16 | -63.58 | 1.94 | 10.36 | V |
| | 7044 | -50.24 | -13 | -37.24 | -59.48 | 2.47 | 11.71 | V |

Remark: Spurious emissions within 30-1000MHz were found more than 20dB below limit line.



| ULCA_4A-13A | | | | | | | | |
|---|-------------------|--------------|---------------|-------------------|--------------------|----------------------|-----------------------|--------------------|
| Channel | Frequency (MHz) | EIRP (dBm) | Limit (dBm) | Over Limit (dB) | S.G. Power (dBm) | TX Cable loss (dB) | TX Antenna Gain (dBi) | Polarization (H/V) |
| LTE B4 BW 20MHz Lowest 1RB0,QPSK | 3423 | -60.64 | -13 | -47.64 | -71.38 | 2.604 | 13.34 | H |
| | 5133 | -54.03 | -13 | -41.03 | -64.54 | 3.011 | 13.52 | H |
| | 6840 | -50.79 | -13 | -37.79 | -60.99 | 3.271 | 13.47 | H |
| | 3423 | -60.59 | -13 | -47.59 | -71.33 | 2.604 | 13.34 | V |
| | 5133 | -53.94 | -13 | -40.94 | -64.45 | 3.011 | 13.52 | V |
| | 6840 | -51.47 | -13 | -38.47 | -61.67 | 3.271 | 13.47 | V |
| LTE B13 BW 10MHz Lowest 1RB0,QPSK | 1556 | -65.43 | -13 | -52.43 | -68.06 | 1.09 | 5.87 | H |
| | 2332 | -63.31 | -13 | -50.31 | -65.71 | 1.37 | 5.92 | H |
| | 3111 | -61.10 | -13 | -48.10 | -64.99 | 1.64 | 7.68 | H |
| | 1556 | -65.12 | -13 | -52.12 | -67.75 | 1.09 | 5.87 | V |
| | 2332 | -62.55 | -13 | -49.55 | -64.95 | 1.37 | 5.92 | V |
| | 3111 | -61.31 | -13 | -48.31 | -65.20 | 1.64 | 7.68 | V |
| LTE B4 BW 20MHz Middle 1RB0,QPSK | 3447 | -60.45 | -13 | -47.45 | -71.19 | 2.604 | 13.34 | H |
| | 5172 | -54.49 | -13 | -41.49 | -65.00 | 3.011 | 13.52 | H |
| | 6900 | -51.07 | -13 | -38.07 | -61.27 | 3.271 | 13.47 | H |
| | 3447 | -60.33 | -13 | -47.33 | -71.07 | 2.604 | 13.34 | V |
| | 5172 | -54.00 | -13 | -41.00 | -64.51 | 3.011 | 13.52 | V |
| | 6900 | -50.57 | -13 | -37.57 | -60.77 | 3.271 | 13.47 | V |
| LTE B13 BW 10MHz Middle 1RB0,QPSK | 1556 | -65.33 | -13 | -52.33 | -67.96 | 1.09 | 5.87 | H |
| | 2332 | -63.36 | -13 | -50.36 | -65.76 | 1.37 | 5.92 | H |
| | 3111 | -61.48 | -13 | -48.48 | -65.37 | 1.64 | 7.68 | H |
| | 1556 | -64.53 | -13 | -51.53 | -67.16 | 1.09 | 5.87 | V |
| | 2332 | -63.16 | -13 | -50.16 | -65.56 | 1.37 | 5.92 | V |
| | 3111 | -60.93 | -13 | -47.93 | -64.82 | 1.64 | 7.68 | V |
| LTE B4 BW 20MHz Highest 1RB0,QPSK | 3471 | -60.39 | -13 | -47.39 | -71.13 | 2.604 | 13.34 | H |
| | 5208 | -54.21 | -13 | -41.21 | -64.72 | 3.011 | 13.52 | H |
| | 6948 | -50.72 | -13 | -37.72 | -60.92 | 3.271 | 13.47 | H |
| | 3471 | -60.65 | -13 | -47.65 | -71.39 | 2.604 | 13.34 | V |
| | 5208 | -54.85 | -13 | -41.85 | -65.36 | 3.011 | 13.52 | V |
| | 6948 | -50.59 | -13 | -37.59 | -60.79 | 3.271 | 13.47 | V |
| LTE B13 BW 10MHz Highest 1RB0,QPSK | 1556 | -65.33 | -13 | -52.33 | -67.96 | 1.09 | 5.87 | H |
| | 2332 | -63.42 | -13 | -50.42 | -65.82 | 1.37 | 5.92 | H |
| | 3111 | -61.33 | -13 | -48.33 | -65.22 | 1.64 | 7.68 | H |
| | 1556 | -65.18 | -13 | -52.18 | -67.81 | 1.09 | 5.87 | V |
| | 2332 | -63.19 | -13 | -50.19 | -65.59 | 1.37 | 5.92 | V |
| | 3111 | -61.26 | -13 | -48.26 | -65.15 | 1.64 | 7.68 | V |

Remark: Spurious emissions within 30-1000MHz were found more than 20dB below limit line.



| ULCA_66A-5A | | | | | | | | |
|---|-------------------|--------------|---------------|-------------------|--------------------|----------------------|-----------------------|--------------------|
| Channel | Frequency (MHz) | EIRP (dBm) | Limit (dBm) | Over Limit (dB) | S.G. Power (dBm) | TX Cable loss (dB) | TX Antenna Gain (dBi) | Polarization (H/V) |
| LTE B66 BW 20MHz Lowest 1RB0,QPSK | 1650 | -65.19 | -13 | -52.19 | -72.16 | 1.58 | 10.70 | H |
| | 2475 | -53.23 | -13 | -40.23 | -61.48 | 2.102 | 12.50 | H |
| | 3300 | -60.32 | -13 | -47.32 | -69.21 | 2.856 | 13.90 | H |
| | 1650 | -64.29 | -13 | -51.29 | -71.26 | 1.58 | 10.70 | V |
| | 2475 | -52.34 | -13 | -39.34 | -60.59 | 2.10 | 12.50 | V |
| | 3300 | -60.45 | -13 | -47.45 | -69.34 | 2.86 | 13.90 | V |
| LTE B5 BW 10MHz Lowest 1RB0,QPSK | 3420 | -60.06 | -13 | -47.06 | -70.80 | 2.604 | 13.34 | H |
| | 5135 | -53.95 | -13 | -40.95 | -64.46 | 3.011 | 13.52 | H |
| | 6840 | -50.94 | -13 | -37.94 | -61.14 | 3.271 | 13.47 | H |
| | 3420 | -60.27 | -13 | -47.27 | -71.01 | 2.604 | 13.34 | V |
| | 5135 | -54.07 | -13 | -41.07 | -64.58 | 3.011 | 13.52 | V |
| LTE B66 BW 20MHz Middle 1RB0,QPSK | 1665 | -65.26 | -13 | -52.26 | -72.23 | 1.58 | 10.70 | H |
| | 2495 | -52.05 | -13 | -39.05 | -60.30 | 2.102 | 12.50 | H |
| | 3330 | -60.35 | -13 | -47.35 | -69.24 | 2.856 | 13.90 | H |
| | 1665 | -64.58 | -13 | -51.58 | -71.55 | 1.58 | 10.70 | V |
| | 2495 | -50.79 | -13 | -37.79 | -59.04 | 2.10 | 12.50 | V |
| LTE B5 BW 10MHz Middle 1RB0,QPSK | 3740 | -57.78 | -13 | -44.78 | -68.52 | 2.604 | 13.34 | H |
| | 5210 | -54.45 | -13 | -41.45 | -64.96 | 3.011 | 13.52 | H |
| | 6948 | -50.59 | -13 | -37.59 | -60.79 | 3.271 | 13.47 | H |
| | 3740 | -57.54 | -13 | -44.54 | -68.28 | 2.604 | 13.34 | V |
| | 5210 | -54.43 | -13 | -41.43 | -64.94 | 3.011 | 13.52 | V |
| | 6948 | -50.24 | -13 | -37.24 | -60.44 | 3.271 | 13.47 | V |
| LTE B66 BW 20MHz Highest 1RB0,QPSK | 1680 | -65.20 | -13 | -52.20 | -72.17 | 1.58 | 10.70 | H |
| | 2520 | -53.73 | -13 | -40.73 | -61.98 | 2.102 | 12.50 | H |
| | 3360 | -60.27 | -13 | -47.27 | -69.16 | 2.856 | 13.90 | H |
| | 1680 | -64.58 | -13 | -51.58 | -71.55 | 1.58 | 10.70 | V |
| | 2520 | -55.23 | -13 | -42.23 | -63.48 | 2.10 | 12.50 | V |
| | 3360 | -60.45 | -13 | -47.45 | -69.34 | 2.86 | 13.90 | V |
| LTE B5 BW 10MHz Highest 1RB0,QPSK | 3520 | -59.41 | -13 | -46.41 | -70.15 | 2.604 | 13.34 | H |
| | 5285 | -55.33 | -13 | -42.33 | -65.84 | 3.011 | 13.52 | H |
| | 7044 | -49.96 | -13 | -36.96 | -60.16 | 3.271 | 13.47 | H |
| | 3520 | -59.71 | -13 | -46.71 | -70.45 | 2.604 | 13.34 | V |
| | 5285 | -55.22 | -13 | -42.22 | -65.73 | 3.011 | 13.52 | V |
| | 7044 | -49.75 | -13 | -36.75 | -59.95 | 3.271 | 13.47 | V |

Remark: Spurious emissions within 30-1000MHz were found more than 20dB below limit line.



| ULCA_66A-13A | | | | | | | | |
|---|-------------------|--------------|---------------|-------------------|--------------------|----------------------|-----------------------|--------------------|
| Channel | Frequency (MHz) | EIRP (dBm) | Limit (dBm) | Over Limit (dB) | S.G. Power (dBm) | TX Cable loss (dB) | TX Antenna Gain (dBi) | Polarization (H/V) |
| LTE B66 BW 20MHz Lowest 1RB0,QPSK | 3423 | -62.55 | -13 | -49.55 | -65.18 | 1.09 | 5.87 | H |
| | 5133 | -56.02 | -13 | -43.02 | -58.42 | 1.37 | 5.92 | H |
| | 6840 | -50.89 | -13 | -37.89 | -54.78 | 1.64 | 7.68 | H |
| | 3423 | -60.66 | -13 | -47.66 | -63.29 | 1.09 | 5.87 | V |
| | 5133 | -53.98 | -13 | -40.98 | -56.38 | 1.37 | 5.92 | V |
| | 6840 | -50.11 | -13 | -37.11 | -54.00 | 1.64 | 7.68 | V |
| LTE B13 BW 10MHz Lowest 1RB0,QPSK | 1554.7 | -67.32 | -13 | -54.32 | -78.06 | 2.604 | 13.34 | H |
| | 2333 | -65.54 | -13 | -52.54 | -76.05 | 3.011 | 13.52 | H |
| | 3111.3 | -62.80 | -13 | -49.80 | -73.00 | 3.271 | 13.47 | H |
| | 1554.7 | -67.15 | -13 | -54.15 | -77.89 | 2.604 | 13.34 | V |
| | 2333 | -65.25 | -13 | -52.25 | -75.76 | 3.011 | 13.52 | V |
| | 3111.3 | -62.64 | -13 | -49.64 | -72.84 | 3.271 | 13.47 | V |
| LTE B66 BW 20MHz Middle 1RB0,QPSK | 3471 | -59.94 | -13 | -46.94 | -62.57 | 1.09 | 5.87 | H |
| | 5208 | -51.55 | -13 | -38.55 | -53.95 | 1.37 | 5.92 | H |
| | 6948 | -49.90 | -13 | -36.90 | -53.79 | 1.64 | 7.68 | H |
| | 3471 | -60.44 | -13 | -47.44 | -63.07 | 1.09 | 5.87 | V |
| | 5208 | -53.43 | -13 | -40.43 | -55.83 | 1.37 | 5.92 | V |
| | 6948 | -50.48 | -13 | -37.48 | -54.37 | 1.64 | 7.68 | V |
| LTE B13 BW 10MHz Middle 1RB0,QPSK | 1555 | -65.01 | -13 | -52.01 | -75.75 | 2.604 | 13.34 | H |
| | 2335 | -63.11 | -13 | -50.11 | -73.62 | 3.011 | 13.52 | H |
| | 3110 | -60.53 | -13 | -47.53 | -70.73 | 3.271 | 13.47 | H |
| | 1555 | -65.06 | -13 | -52.06 | -75.80 | 2.604 | 13.34 | V |
| | 2335 | -63.14 | -13 | -50.14 | -73.65 | 3.011 | 13.52 | V |
| | 3110 | -60.30 | -13 | -47.30 | -70.50 | 3.271 | 13.47 | V |
| LTE B66 BW 20MHz Highest 1RB0,QPSK | 3522 | -62.13 | -13 | -49.13 | -64.76 | 1.09 | 5.87 | H |
| | 5283 | -54.93 | -13 | -41.93 | -57.33 | 1.37 | 5.92 | H |
| | 7044 | -52.16 | -13 | -39.16 | -56.05 | 1.64 | 7.68 | H |
| | 3522 | -61.94 | -13 | -48.94 | -64.57 | 1.09 | 5.87 | V |
| | 5283 | -53.48 | -13 | -40.48 | -55.88 | 1.37 | 5.92 | V |
| | 7044 | -51.90 | -13 | -38.90 | -55.79 | 1.64 | 7.68 | V |
| LTE B13 BW 10MHz Highest 1RB0,QPSK | 1554.7 | -67.17 | -13 | -54.17 | -77.91 | 2.604 | 13.34 | H |
| | 2333 | -65.26 | -13 | -52.26 | -75.77 | 3.011 | 13.52 | H |
| | 3111.3 | -62.60 | -13 | -49.60 | -72.80 | 3.271 | 13.47 | H |
| | 1554.7 | -67.11 | -13 | -54.11 | -77.85 | 2.604 | 13.34 | V |
| | 2333 | -65.05 | -13 | -52.05 | -75.56 | 3.011 | 13.52 | V |
| | 3111.3 | -62.76 | -13 | -49.76 | -72.96 | 3.271 | 13.47 | V |

Remark: Spurious emissions within 30-1000MHz were found more than 20dB below limit line.



Ant 2 / Ant 2

| ULCA_2A-13A | | | | | | | | |
|---|-------------------|--------------|---------------|-------------------|--------------------|----------------------|-----------------------|--------------------|
| Channel | Frequency (MHz) | EIRP (dBm) | Limit (dBm) | Over Limit (dB) | S.G. Power (dBm) | TX Cable loss (dB) | TX Antenna Gain (dBi) | Polarization (H/V) |
| LTE B2 BW 20MHz Lowest 1RB0,QPSK | 1556 | -65.23 | -13 | -52.23 | -67.86 | 1.09 | 5.87 | H |
| | 2332 | -62.69 | -13 | -49.69 | -65.09 | 1.37 | 5.92 | H |
| | 3111 | -60.45 | -13 | -47.45 | -64.34 | 1.64 | 7.68 | H |
| | 1556 | -64.46 | -13 | -51.46 | -67.09 | 1.09 | 5.87 | V |
| | 2332 | -62.82 | -13 | -49.82 | -65.22 | 1.37 | 5.92 | V |
| | 3111 | -60.93 | -13 | -47.93 | -64.82 | 1.64 | 7.68 | V |
| LTE B13 BW 10MHz Lowest 1RB0,QPSK | 3702 | -55.12 | -13 | -42.12 | -67.38 | 2.64 | 14.90 | H |
| | 5553 | -52.73 | -13 | -39.73 | -64.59 | 2.94 | 14.80 | H |
| | 7404 | -48.66 | -13 | -35.66 | -58.43 | 3.39 | 13.16 | H |
| | 3702 | -57.30 | -13 | -44.30 | -69.56 | 2.64 | 14.90 | V |
| | 5553 | -53.57 | -13 | -40.57 | -65.43 | 2.94 | 14.80 | V |
| | 7404 | -48.89 | -13 | -35.89 | -58.66 | 3.39 | 13.16 | V |
| LTE B2 BW 20MHz Middle 1RB0,QPSK | 1556 | -65.23 | -13 | -52.23 | -67.86 | 1.09 | 5.87 | H |
| | 2332 | -62.69 | -13 | -49.69 | -65.09 | 1.37 | 5.92 | H |
| | 3111 | -60.79 | -13 | -47.79 | -64.68 | 1.64 | 7.68 | H |
| | 1556 | -64.46 | -13 | -51.46 | -67.09 | 1.09 | 5.87 | V |
| | 2332 | -62.82 | -13 | -49.82 | -65.22 | 1.37 | 5.92 | V |
| | 3111 | -60.74 | -13 | -47.74 | -64.63 | 1.64 | 7.68 | V |
| LTE B13 BW 10MHz Middle 1RB0,QPSK | 3741 | -51.04 | -13 | -38.04 | -63.30 | 2.64 | 14.90 | H |
| | 5613 | -53.05 | -13 | -40.05 | -64.91 | 2.94 | 14.80 | H |
| | 7488 | -48.30 | -13 | -35.30 | -58.07 | 3.39 | 13.16 | H |
| | 3741 | -56.85 | -13 | -43.85 | -69.11 | 2.64 | 14.90 | V |
| | 5613 | -53.62 | -13 | -40.62 | -65.48 | 2.94 | 14.80 | V |
| | 7488 | -48.55 | -13 | -35.55 | -58.32 | 3.39 | 13.16 | V |
| LTE B2 BW 20MHz Highest 1RB0,QPSK | 1556 | -65.23 | -13 | -52.23 | -67.86 | 1.09 | 5.87 | H |
| | 2332 | -62.69 | -13 | -49.69 | -65.09 | 1.37 | 5.92 | H |
| | 3111 | -60.99 | -13 | -47.99 | -64.88 | 1.64 | 7.68 | H |
| | 1556 | -64.46 | -13 | -51.46 | -67.09 | 1.09 | 5.87 | V |
| | 2332 | -62.82 | -13 | -49.82 | -65.22 | 1.37 | 5.92 | V |
| | 3111 | -60.97 | -13 | -47.97 | -64.86 | 1.64 | 7.68 | V |
| LTE B13 BW 10MHz Highest 1RB0,QPSK | 3783 | -53.56 | -13 | -40.56 | -65.82 | 2.64 | 14.90 | H |
| | 5673 | -53.51 | -13 | -40.51 | -65.37 | 2.94 | 14.80 | H |
| | 7560 | -48.14 | -13 | -35.14 | -57.91 | 3.39 | 13.16 | H |
| | 3783 | -57.32 | -13 | -44.32 | -69.58 | 2.64 | 14.90 | V |
| | 5673 | -53.13 | -13 | -40.13 | -64.99 | 2.94 | 14.80 | V |
| | 7560 | -48.14 | -13 | -35.14 | -57.91 | 3.39 | 13.16 | V |

Remark: Spurious emissions within 30-1000MHz were found more than 20dB below limit line.



Ant 1 / Ant 2

| ULCA_4A-5A | | | | | | | | |
|--|-------------------|--------------|---------------|-------------------|--------------------|----------------------|-----------------------|--------------------|
| Channel | Frequency (MHz) | EIRP (dBm) | Limit (dBm) | Over Limit (dB) | S.G. Power (dBm) | TX Cable loss (dB) | TX Antenna Gain (dBi) | Polarization (H/V) |
| LTE B4 BW 20MHz Lowest 1RB0,QPSK | 3420 | -60.03 | -13 | -47.03 | -70.77 | 2.604 | 13.34 | H |
| | 5135 | -54.13 | -13 | -41.13 | -64.64 | 3.011 | 13.52 | H |
| | 6840 | -50.43 | -13 | -37.43 | -60.63 | 3.271 | 13.47 | H |
| | 3420 | -59.74 | -13 | -46.74 | -70.48 | 2.604 | 13.34 | V |
| | 5135 | -53.97 | -13 | -40.97 | -64.48 | 3.011 | 13.52 | V |
| | 6840 | -50.57 | -13 | -37.57 | -60.77 | 3.271 | 13.47 | V |
| LTE B5 BW 40MHz Lowest 1RB0,QPSK | 1650 | -65.83 | -13 | -52.83 | -72.80 | 1.58 | 10.70 | H |
| | 2475 | -63.06 | -13 | -50.06 | -71.31 | 2.102 | 12.50 | H |
| | 3300 | -60.32 | -13 | -47.32 | -69.21 | 2.856 | 13.90 | H |
| | 1650 | -65.09 | -13 | -52.09 | -72.06 | 1.58 | 10.70 | V |
| | 2475 | -62.24 | -13 | -49.24 | -70.49 | 2.10 | 12.50 | V |
| | 3300 | -60.02 | -13 | -47.02 | -68.91 | 2.86 | 13.90 | V |
| LTE B4 BW 20MHz Middle 1RB0,QPSK | 3447 | -59.13 | -13 | -46.13 | -69.87 | 2.604 | 13.34 | H |
| | 5172 | -53.69 | -13 | -40.69 | -64.20 | 3.011 | 13.52 | H |
| | 6900 | -50.61 | -13 | -37.61 | -60.81 | 3.271 | 13.47 | H |
| | 3447 | -59.90 | -13 | -46.90 | -70.64 | 2.604 | 13.34 | V |
| | 5172 | -53.93 | -13 | -40.93 | -64.44 | 3.011 | 13.52 | V |
| | 6900 | -50.20 | -13 | -37.20 | -60.40 | 3.271 | 13.47 | V |
| LTE B5 BW 40MHz Middle 1RB0,QPSK | 1664.18 | -64.97 | -13 | -51.97 | -71.94 | 1.58 | 10.70 | H |
| | 2496 | -62.13 | -13 | -49.13 | -70.38 | 2.102 | 12.50 | H |
| | 3327 | -60.04 | -13 | -47.04 | -68.93 | 2.856 | 13.90 | H |
| | 1664 | -64.83 | -13 | -51.83 | -71.80 | 1.58 | 10.70 | V |
| | 2496.27 | -61.95 | -13 | -48.95 | -70.20 | 2.10 | 12.50 | V |
| | 3327 | -60.27 | -13 | -47.27 | -69.16 | 2.86 | 13.90 | V |
| LTE B4 BW 20MHz Highest 1RB0,QPSK | 3470 | -59.30 | -13 | -46.30 | -70.04 | 2.604 | 13.34 | H |
| | 5210 | -54.56 | -13 | -41.56 | -65.07 | 3.011 | 13.52 | H |
| | 6948 | -50.23 | -13 | -37.23 | -60.43 | 3.271 | 13.47 | H |
| | 3470 | -60.02 | -13 | -47.02 | -70.76 | 2.604 | 13.34 | V |
| | 5210 | -54.50 | -13 | -41.50 | -65.01 | 3.011 | 13.52 | V |
| | 6948 | -50.10 | -13 | -37.10 | -60.30 | 3.271 | 13.47 | V |
| LTE B5 BW 10MHz Highest 1RB0,QPSK | 1680 | -65.32 | -13 | -52.32 | -72.29 | 1.58 | 10.70 | H |
| | 2520 | -62.62 | -13 | -49.62 | -70.87 | 2.102 | 12.50 | H |
| | 3360 | -60.08 | -13 | -47.08 | -68.97 | 2.856 | 13.90 | H |
| | 1680 | -65.13 | -13 | -52.13 | -72.10 | 1.58 | 10.70 | V |
| | 2520 | -62.68 | -13 | -49.68 | -70.93 | 2.10 | 12.50 | V |
| | 3360 | -60.08 | -13 | -47.08 | -68.97 | 2.86 | 13.90 | V |

Remark: Spurious emissions within 30-1000MHz were found more than 20dB below limit line.