


Appendix D. SAR Test Setup Photos


<Flip Open — Head>



Right Cheek



Right Tilted




Left Cheek



Left Tilted



Front, Test Separation 5 mm



Back, Test Separation 5 mm



Left Side, Test Separation 5 mm



Right Side, Test Separation 5 mm



Bottom Side, Test Separation 5 mm

<Flip Open — Handheld>



Front, Test Separation 0 mm



Back, Test Separation 0 mm



Left Side, Test Separation 0 mm



Right Side, Test Separation 0 mm



Bottom Side, Test Separation 0 mm



Front, Test Separation 13 mm



Back, Test Separation 11 mm



Bottom Side, Test Separation 13 mm



Back, Test Separation 7 mm (WLAN)


<Flip Close — Hotspot >



Front, Test Separation 5 mm



Back, Test Separation 5 mm



Left Side, Test Separation 5 mm



Right Side, Test Separation 5 mm



Bottom Side, Test Separation 5 mm

<Flip Close — Body Worn>



Front, Test Separation 5 mm



Back, Test Separation 5 mm



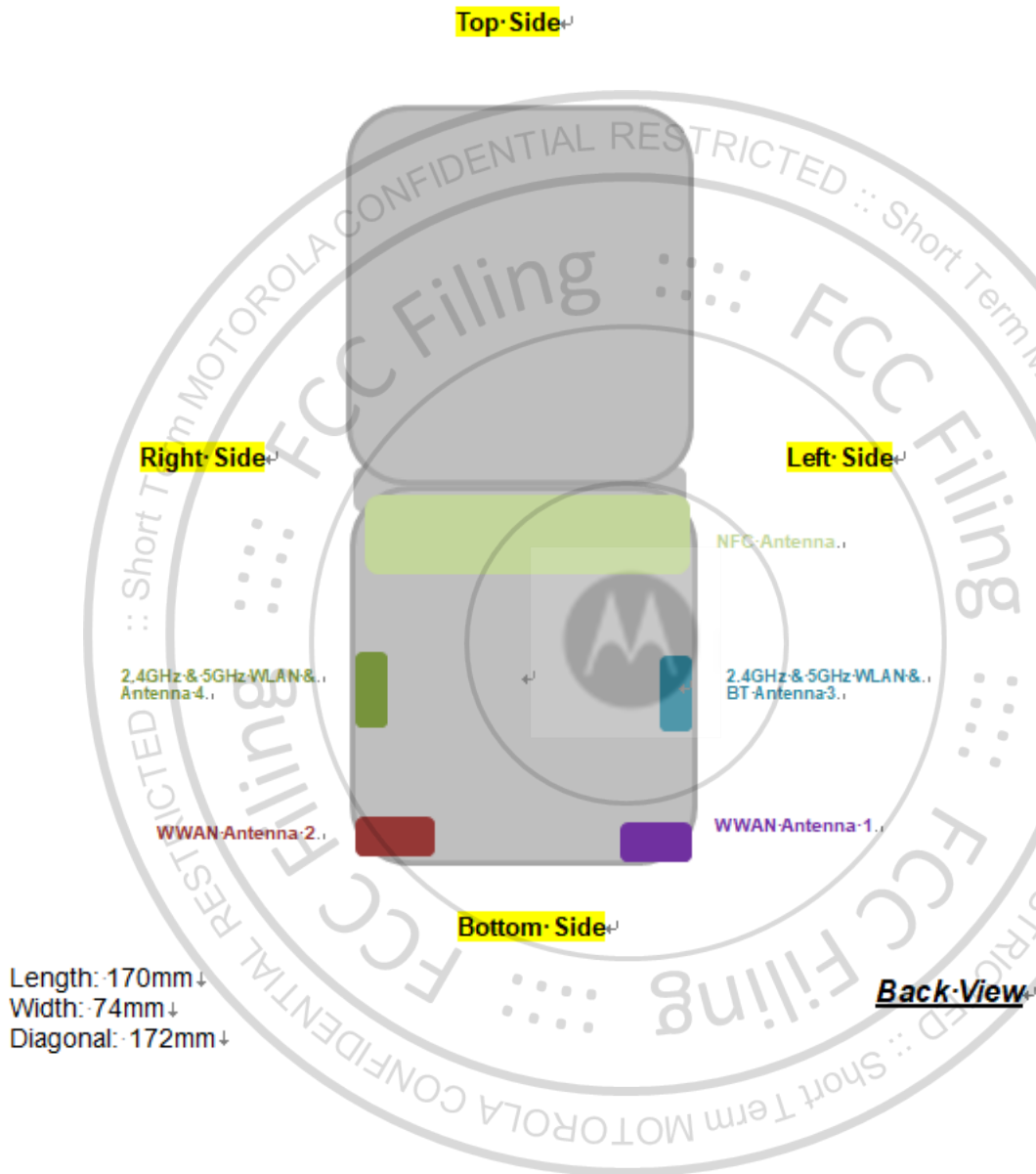
Front, Test Separation 19 mm



Back, Test Separation 15 mm

## Antenna Location

<Flip-Open Mode>



<Flip-Close Mode>

