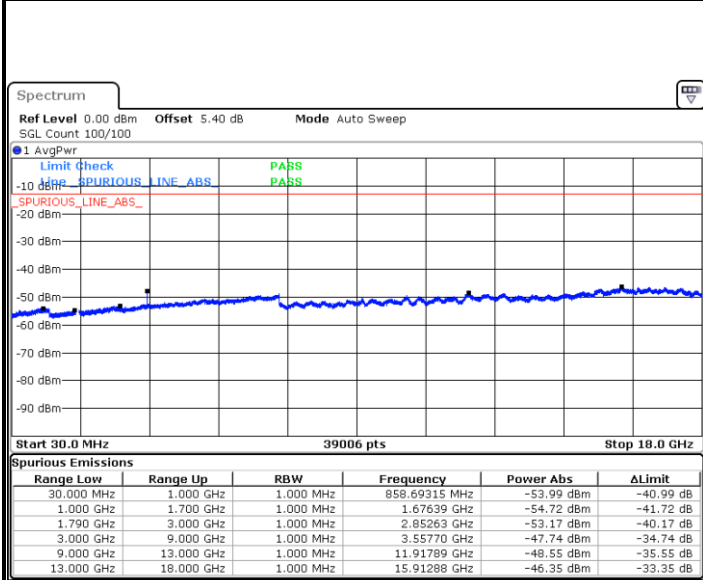




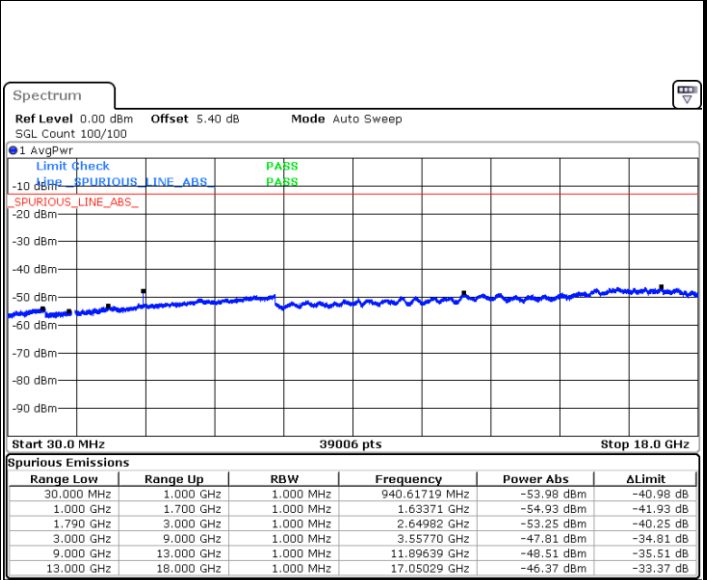
LTE Band 66 / 1.4MHz

Highest Channel / QPSK



Date: 12 FEB 2020 20:50:45

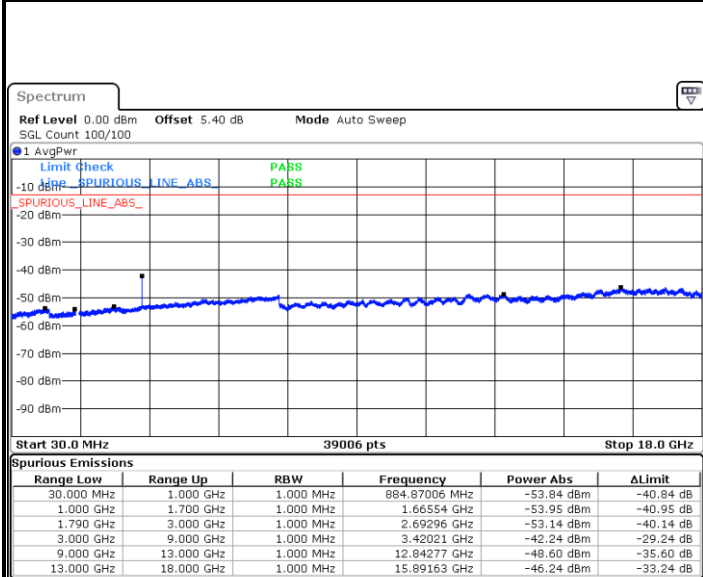
Highest Channel / 16QAM



Date: 12 FEB 2020 20:52:51

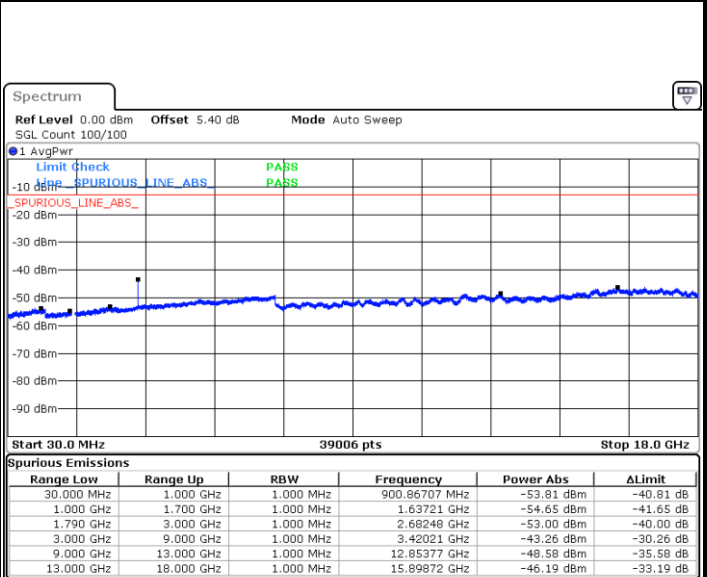
LTE Band 66 / 3MHz

Lowest Channel / QPSK



Date: 12 FEB 2020 21:14:58

Lowest Channel / 16QAM

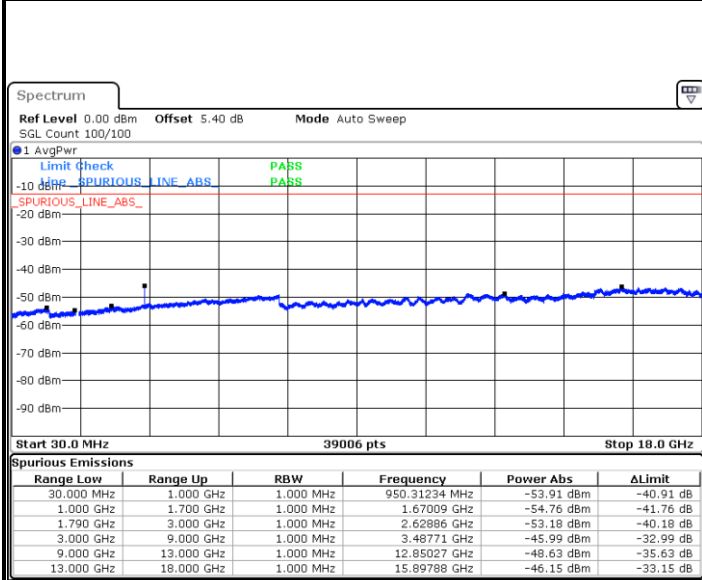


Date: 12 FEB 2020 21:15:43



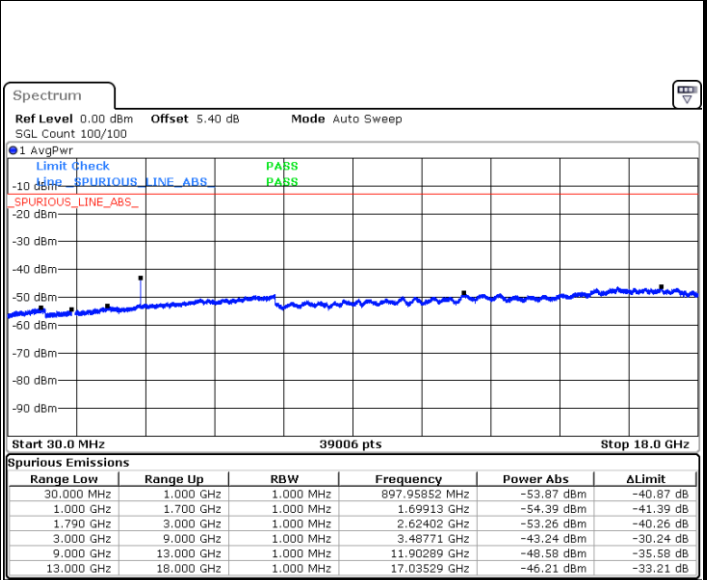
LTE Band 66 / 3MHz

Middle Channel / QPSK



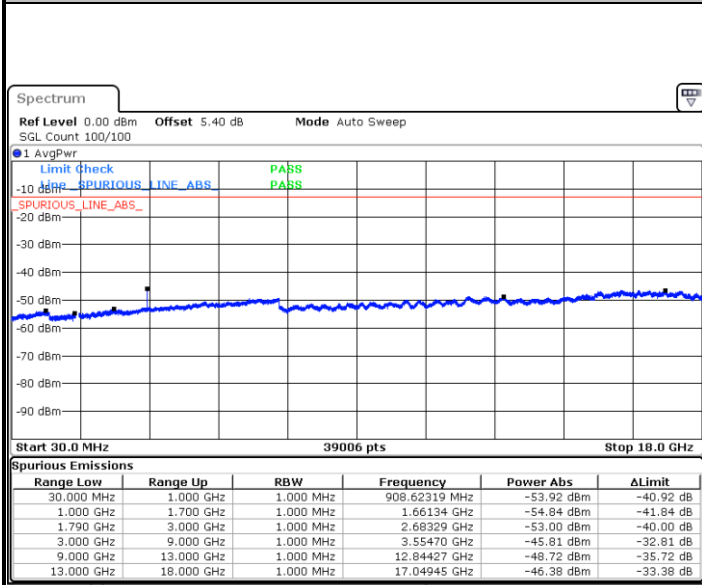
Date: 12.FEB.2020 21:17:48

Middle Channel / 16QAM



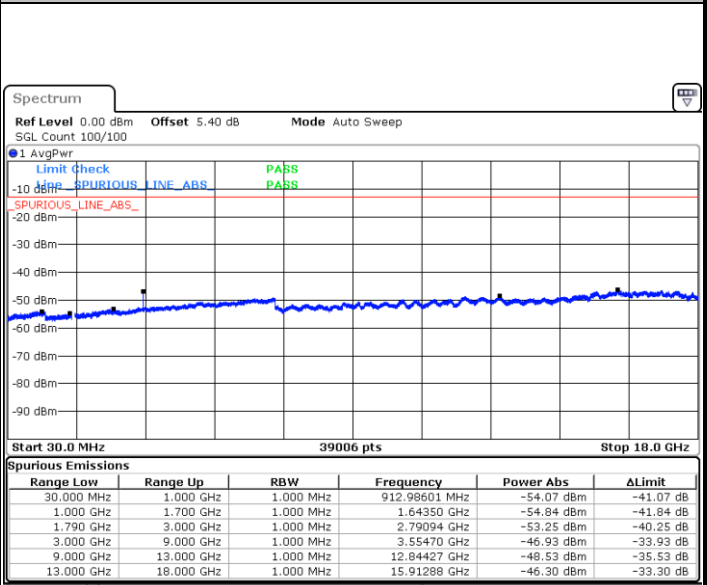
Date: 12.FEB.2020 21:18:37

Highest Channel / QPSK



Date: 12.FEB.2020 21:20:43

Highest Channel / 16QAM



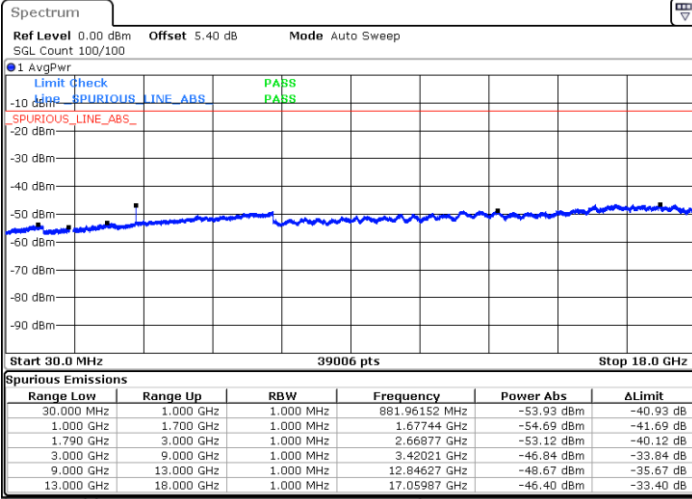
Date: 12.FEB.2020 21:21:24



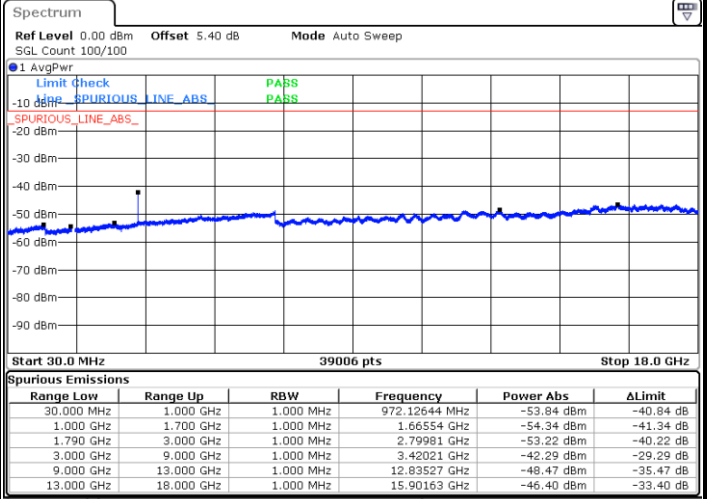
LTE Band 66 / 5MHz

Lowest Channel / QPSK

Lowest Channel / 16QAM



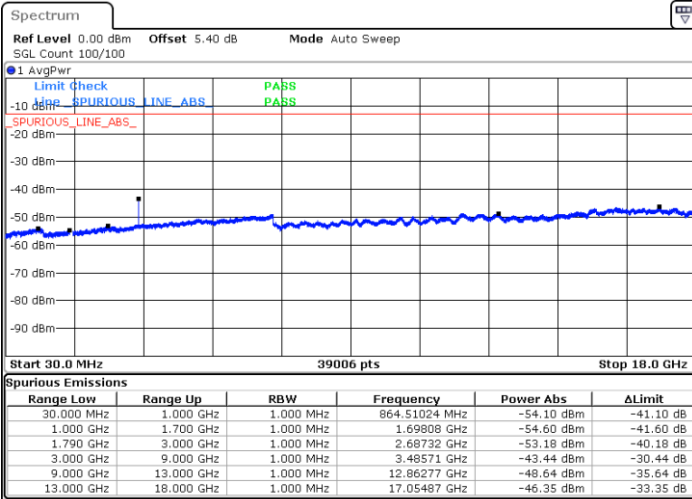
Date: 12.FEB.2020 22:11:28



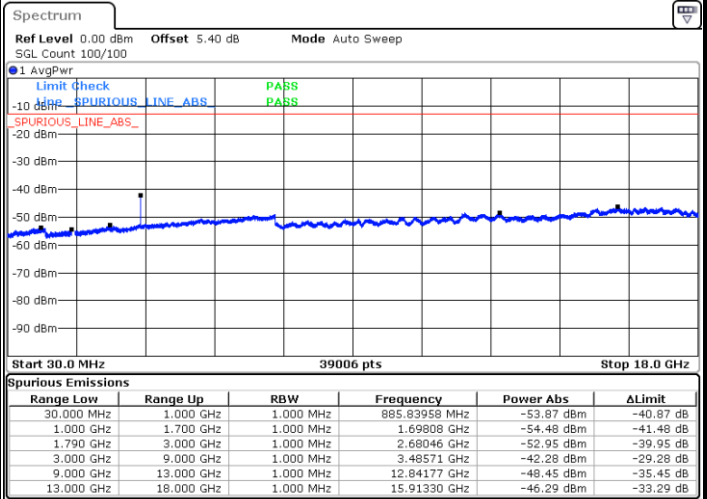
Date: 12.FEB.2020 22:12:12

Middle Channel / QPSK

Middle Channel / 16QAM



Date: 12.FEB.2020 22:13:58

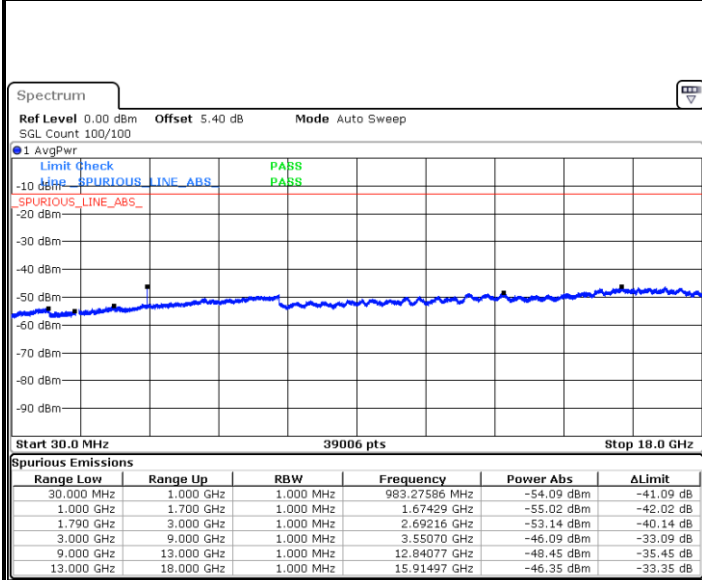


Date: 12.FEB.2020 22:14:39



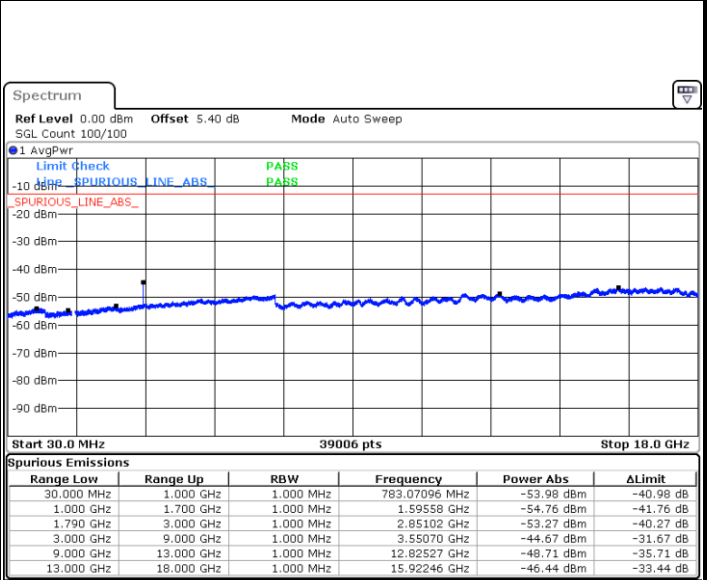
LTE Band 66 / 5MHz

Highest Channel / QPSK



Date: 12.FEB.2020 22:16:28

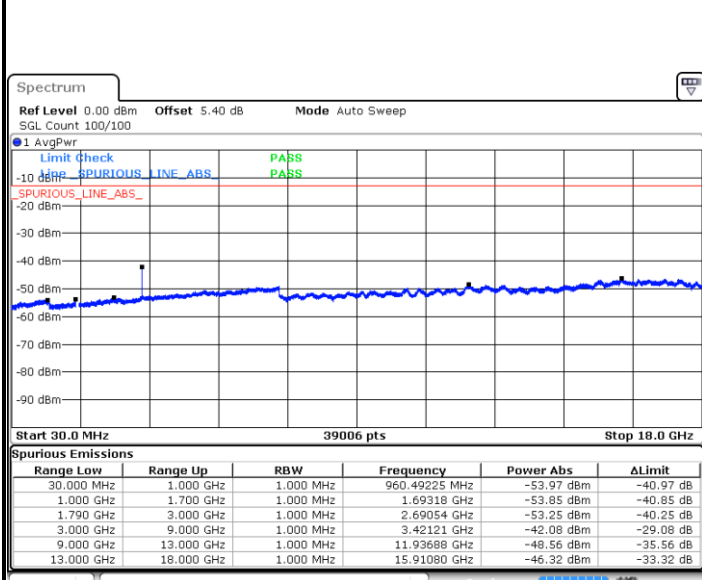
Highest Channel / 16QAM



Date: 12.FEB.2020 22:17:40

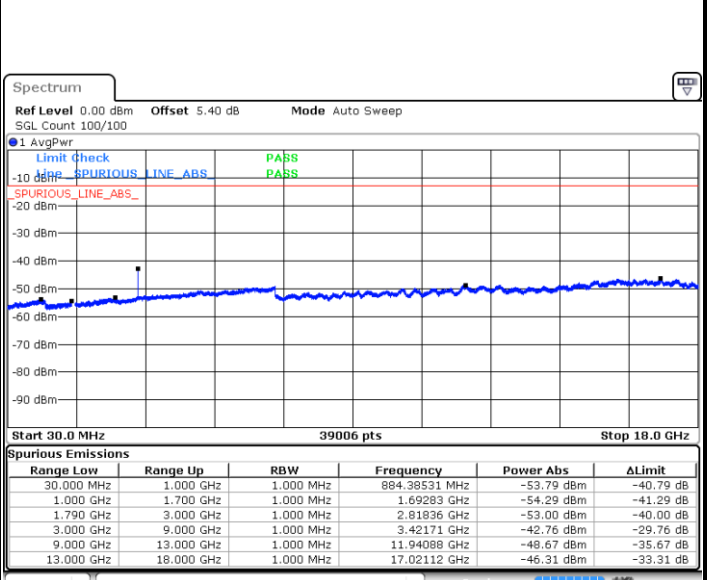
LTE Band 66 / 10MHz

Lowest Channel / QPSK



Date: 12.FEB.2020 22:35:00

Lowest Channel / 16QAM

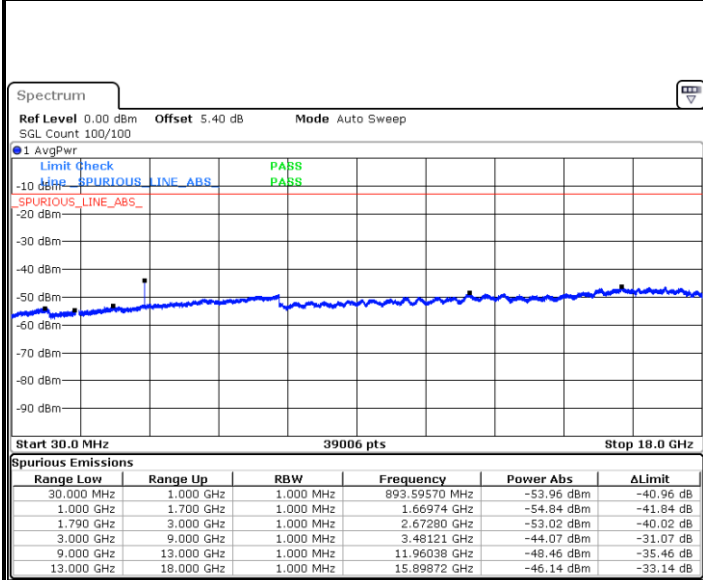


Date: 12.FEB.2020 22:35:57



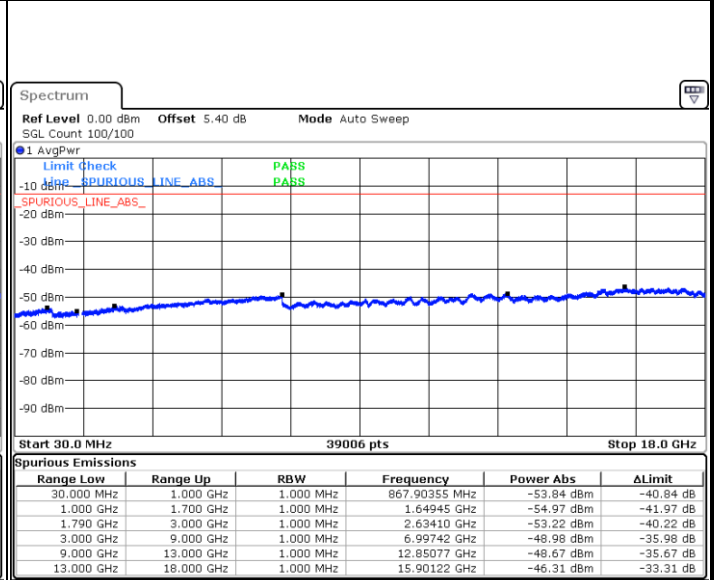
LTE Band 66 / 10MHz

Middle Channel / QPSK



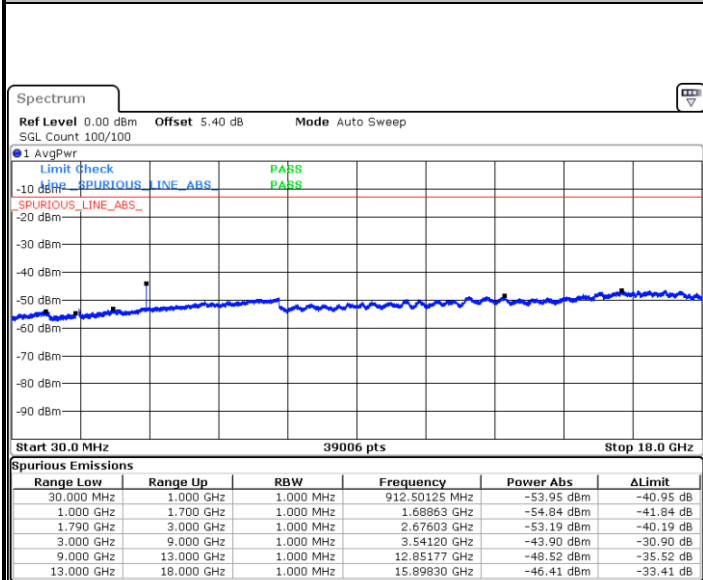
Date: 12.FEB.2020 22:38:40

Middle Channel / 16QAM



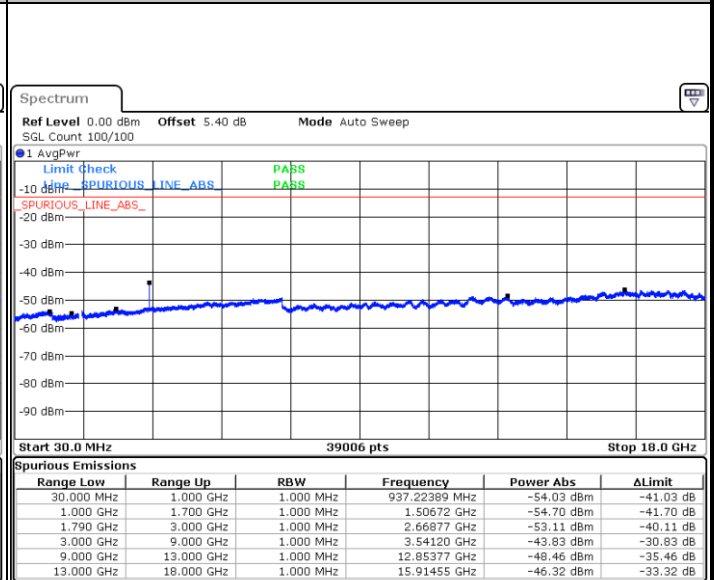
Date: 12.FEB.2020 22:39:32

Highest Channel / QPSK



Date: 12.FEB.2020 22:41:20

Highest Channel / 16QAM

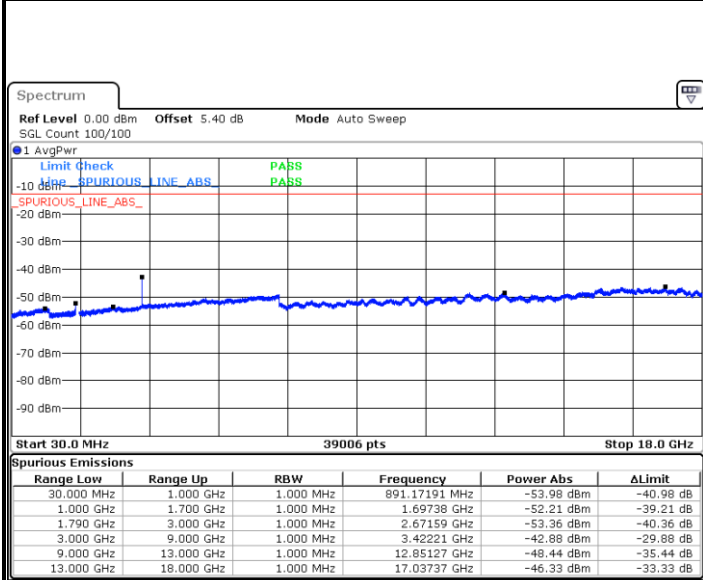


Date: 12.FEB.2020 22:42:09



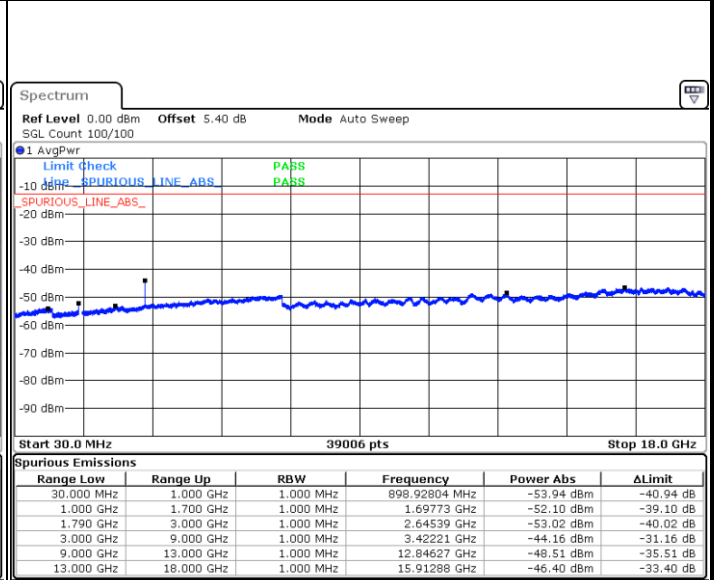
LTE Band 66 / 15MHz

Lowest Channel / QPSK



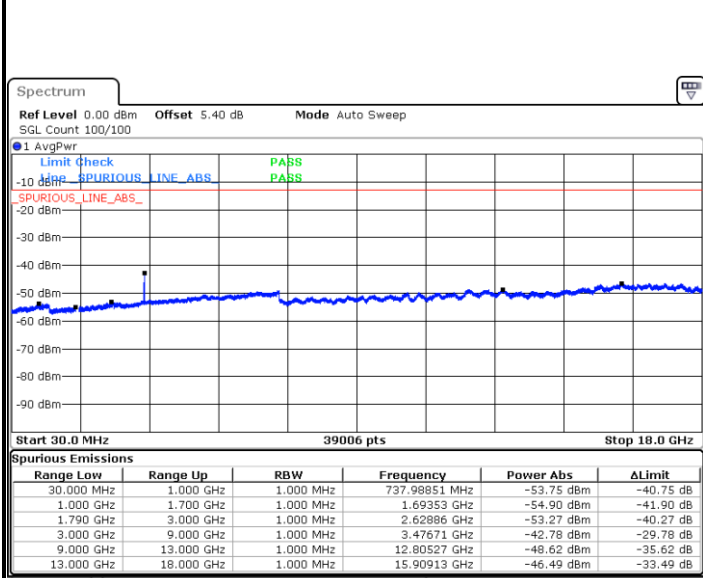
Date: 12 FEB 2020 22:55:50

Lowest Channel / 16QAM



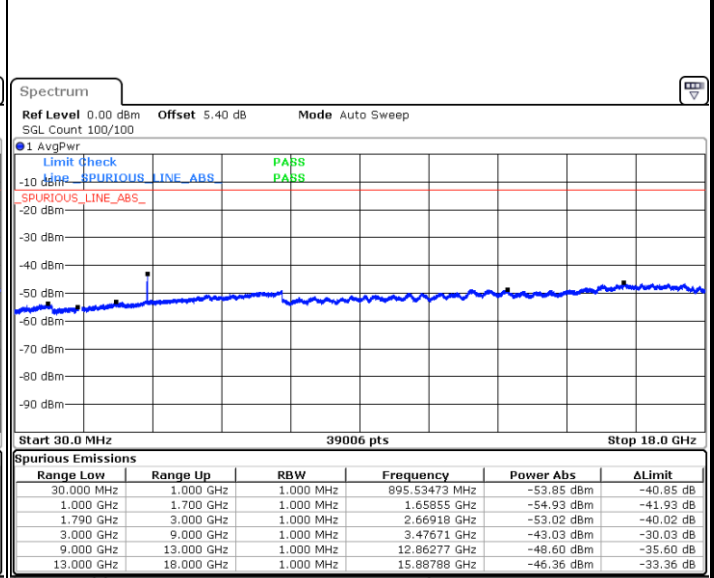
Date: 12 FEB 2020 22:56:42

Middle Channel / QPSK



Date: 12 FEB 2020 22:58:51

Middle Channel / 16QAM

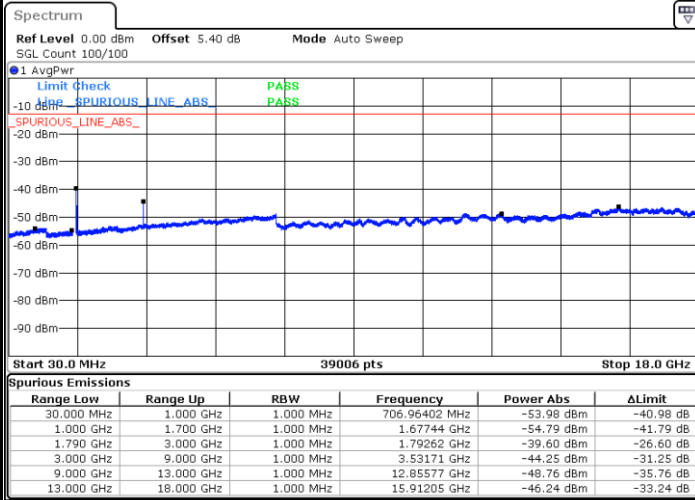


Date: 12 FEB 2020 22:59:29



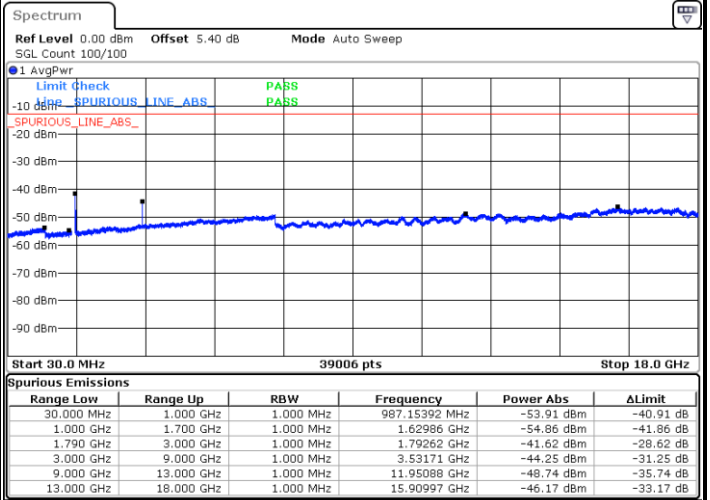
LTE Band 66 / 15MHz

Highest Channel / QPSK



Date: 12.FEB.2020 23:01:35

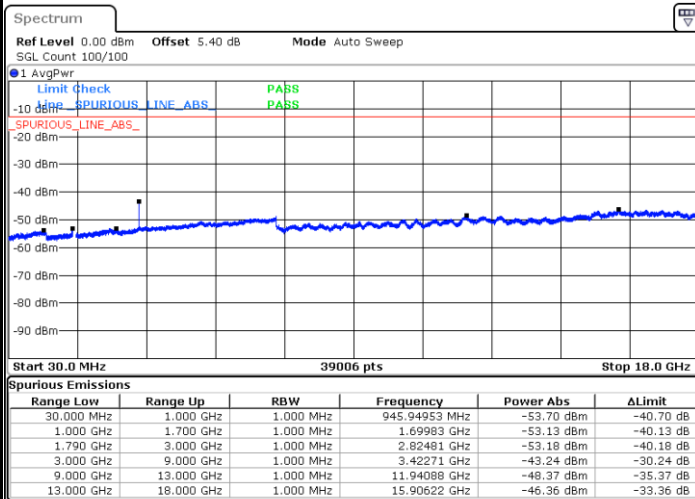
Highest Channel / 16QAM



Date: 12.FEB.2020 23:02:18

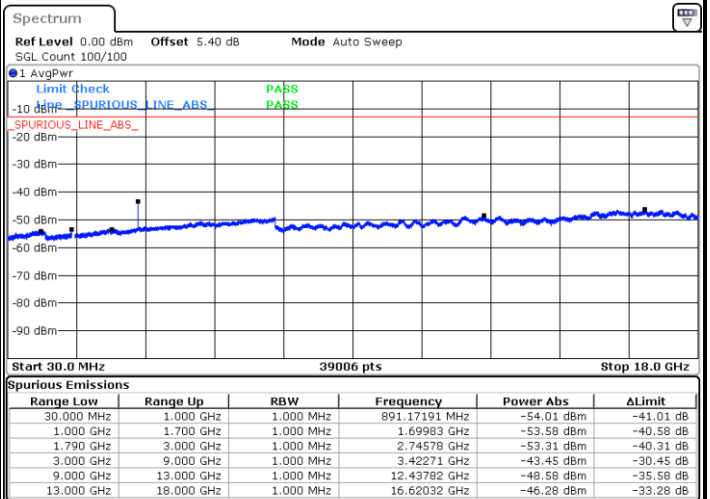
LTE Band 66 / 20MHz

Lowest Channel / QPSK



Date: 12.FEB.2020 23:15:35

Lowest Channel / 16QAM



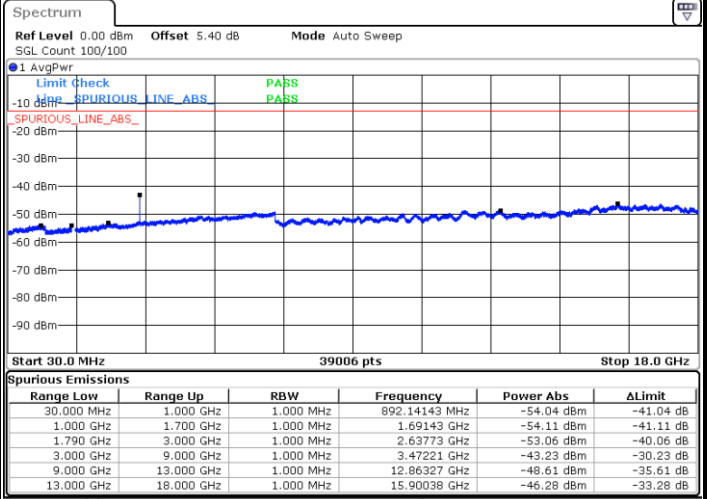
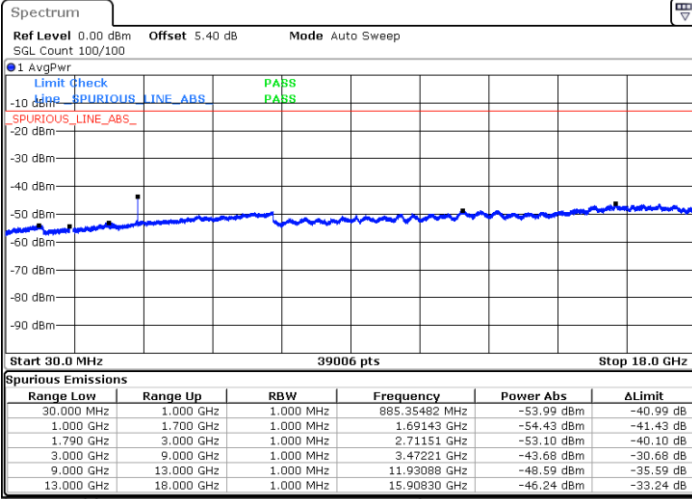
Date: 12.FEB.2020 23:16:15



LTE Band 66 / 20MHz

Middle Channel / QPSK

Middle Channel / 16QAM

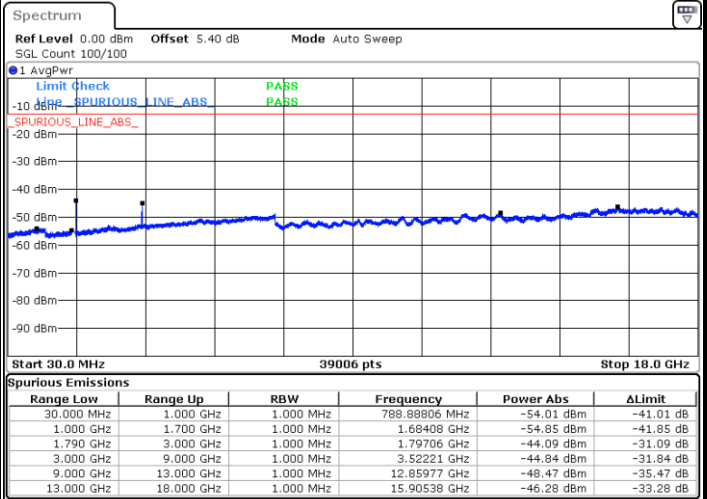
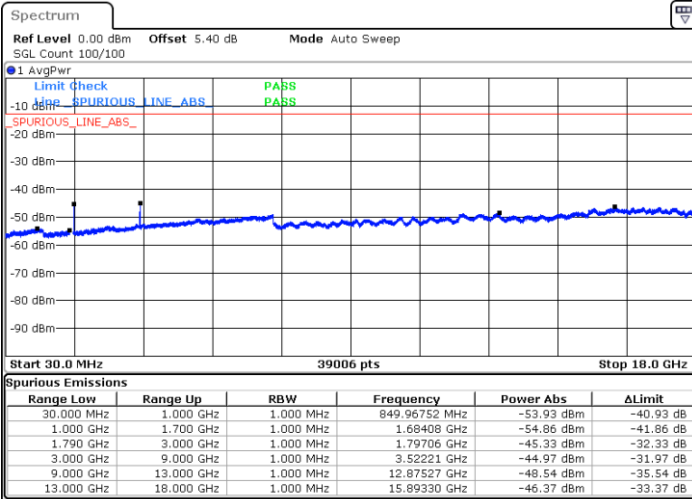


Date: 12.FEB.2020 23:18:14

Date: 12.FEB.2020 23:18:54

Highest Channel / QPSK

Highest Channel / 16QAM



Date: 12.FEB.2020 23:20:27

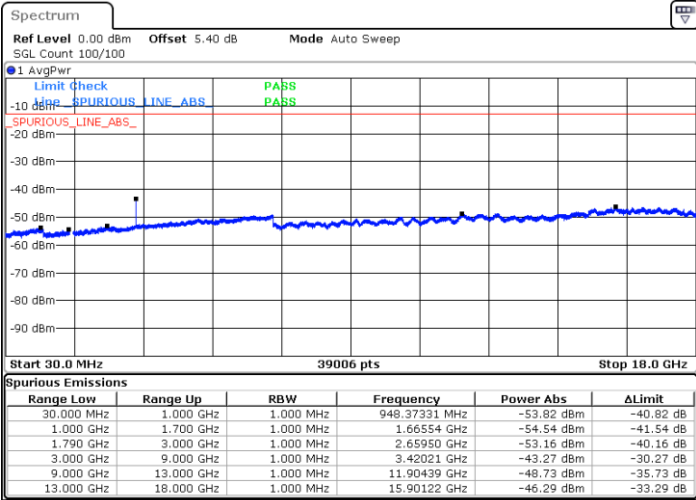
Date: 12.FEB.2020 23:21:16



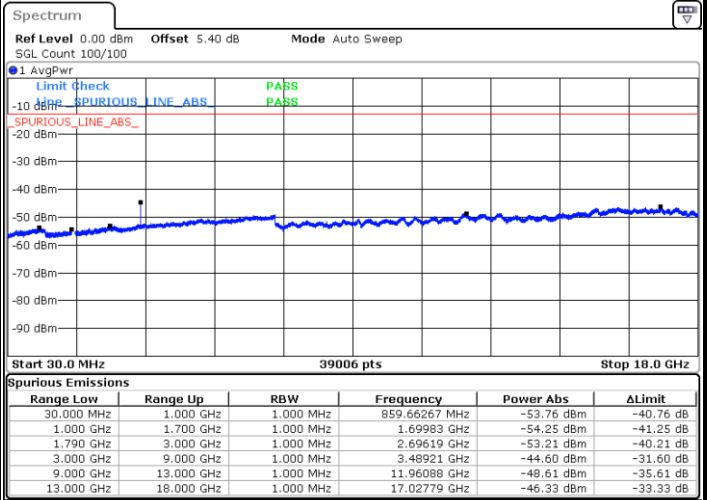
LTE Band 66 / 1.4MHz

Lowest Channel / 64QAM

Middle Channel / 64QAM

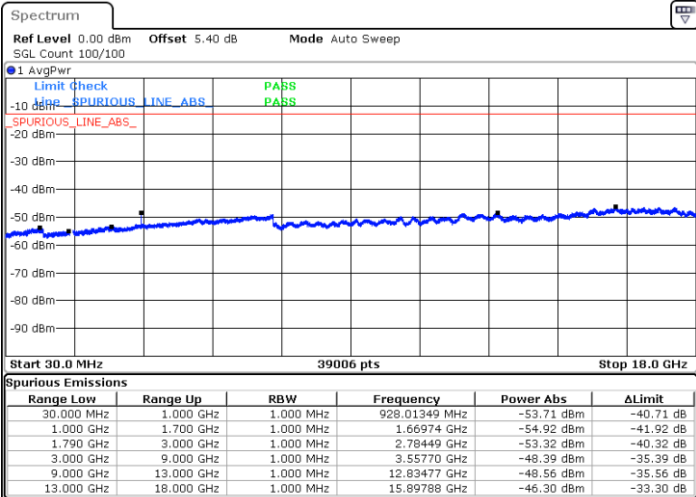


Date: 12.FEB.2020 21:01:39



Date: 12.FEB.2020 20:57:06

Highest Channel / 64QAM

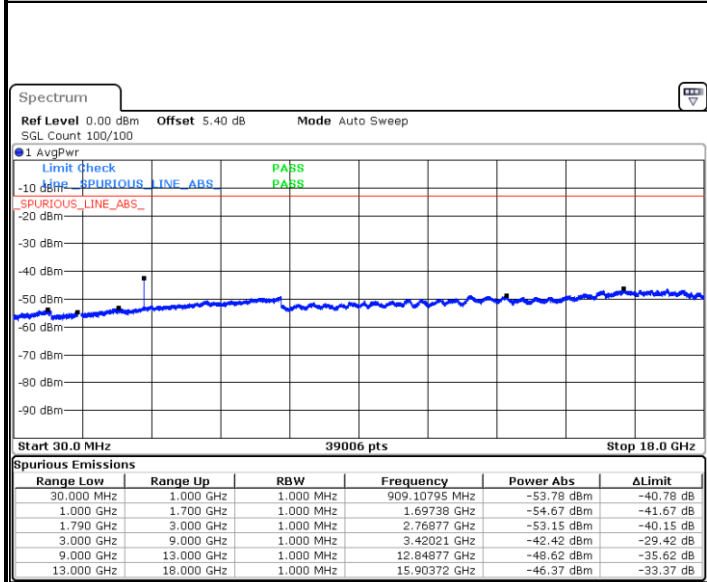


Date: 12.FEB.2020 20:53:57



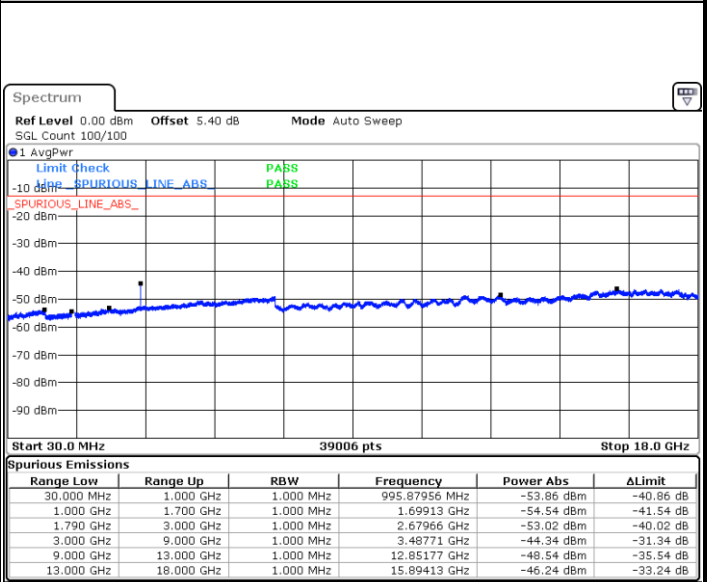
LTE Band 66 / 3MHz

Lowest Channel / 64QAM



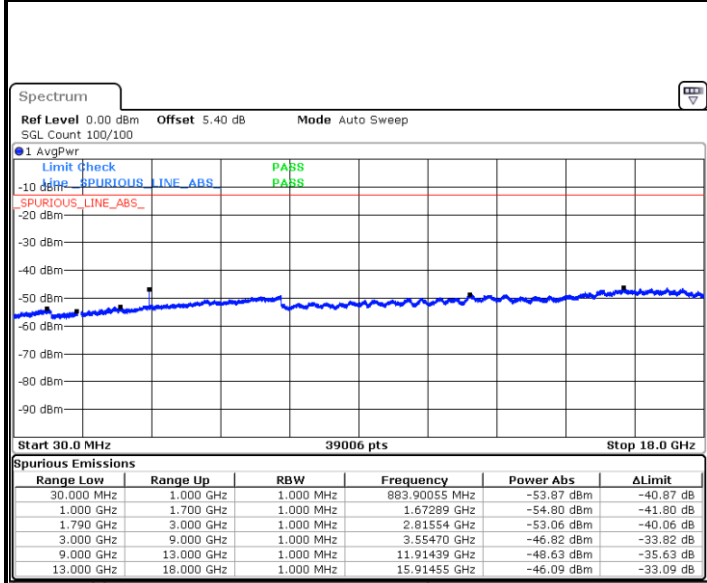
Date: 12.FEB.2020 21:16:36

Middle Channel / 64QAM



Date: 12.FEB.2020 21:19:36

Highest Channel / 64QAM

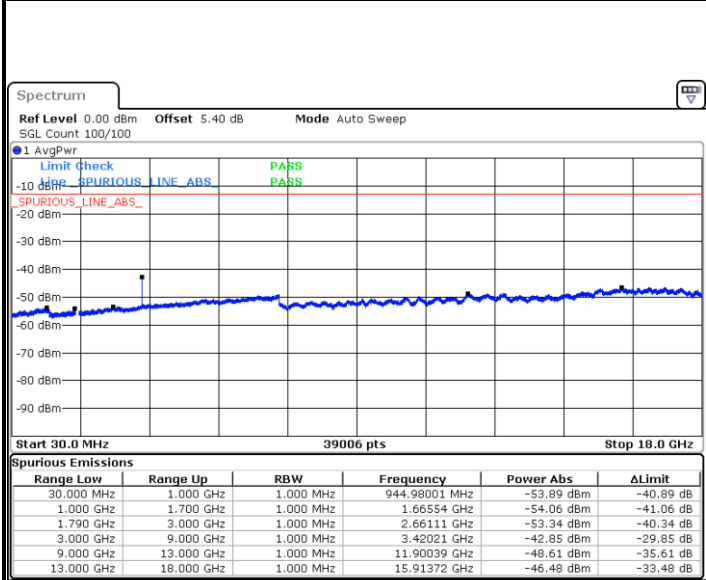


Date: 12.FEB.2020 21:22:30



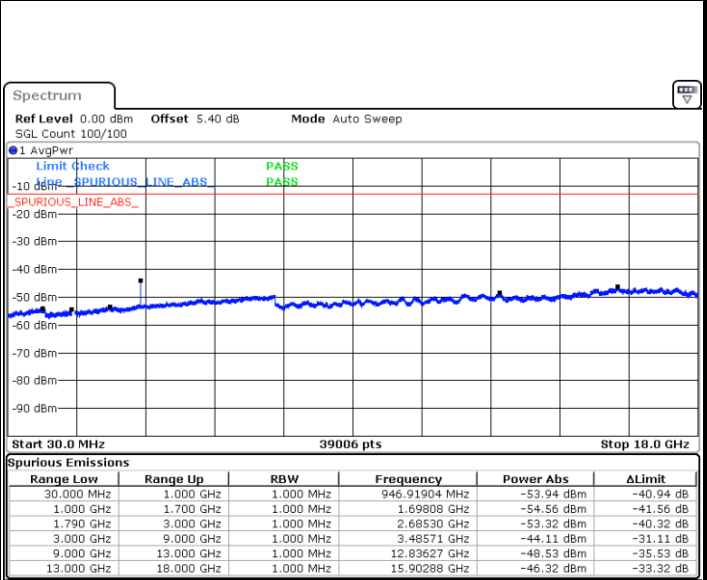
LTE Band 66 / 5MHz

Lowest Channel / 64QAM



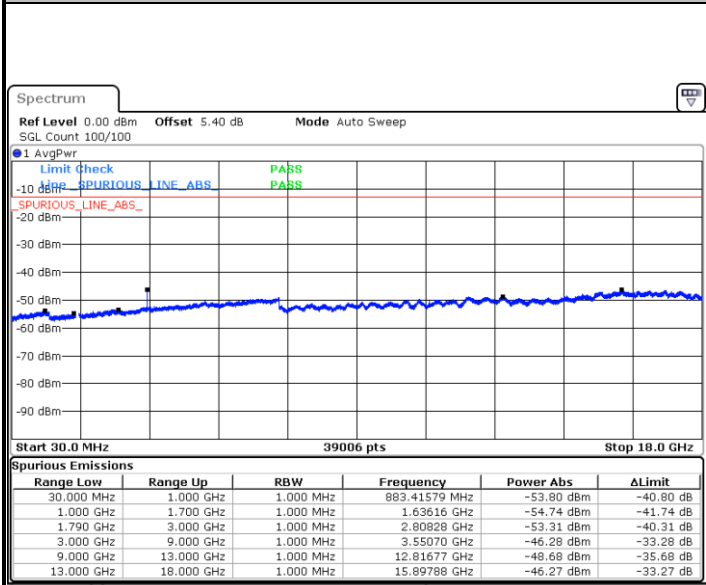
Date: 12 FEB 2020 22:12:52

Middle Channel / 64QAM



Date: 12 FEB 2020 22:15:22

Highest Channel / 64QAM



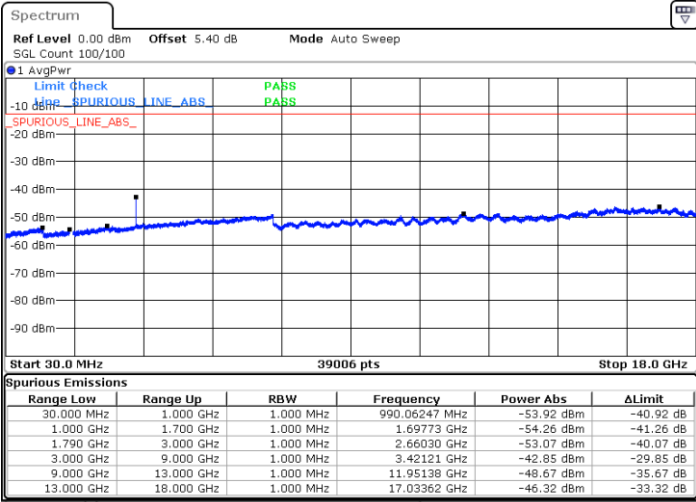
Date: 12 FEB 2020 22:18:25



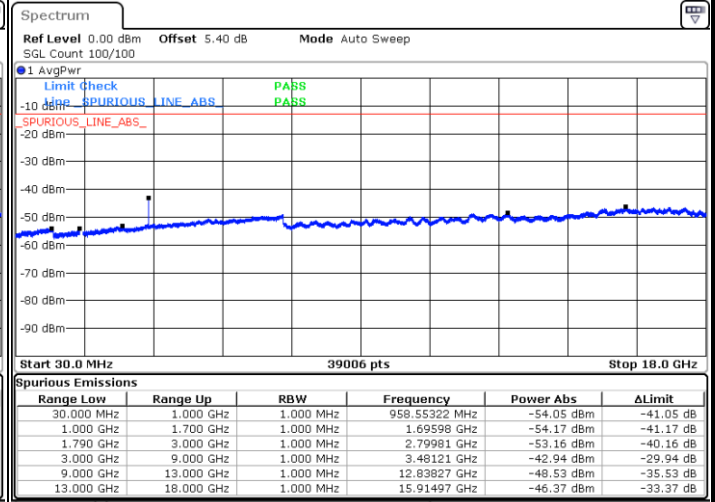
LTE Band 66 / 10MHz

Lowest Channel / 64QAM

Middle Channel / 64QAM

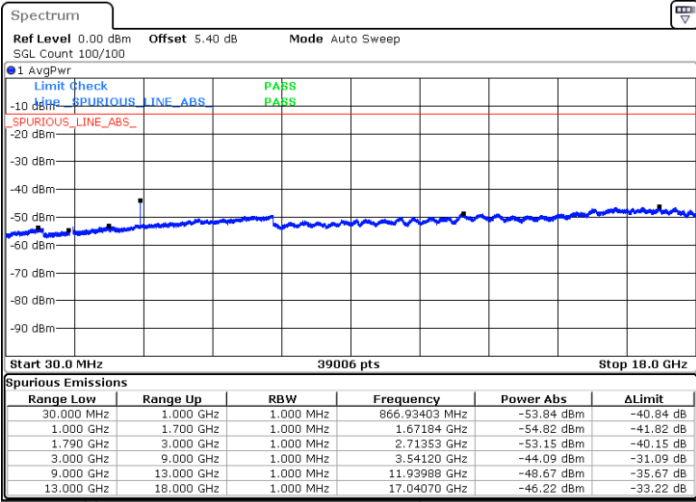


Date: 12 FEB 2020 22:36:58



Date: 12 FEB 2020 22:40:19

Highest Channel / 64QAM



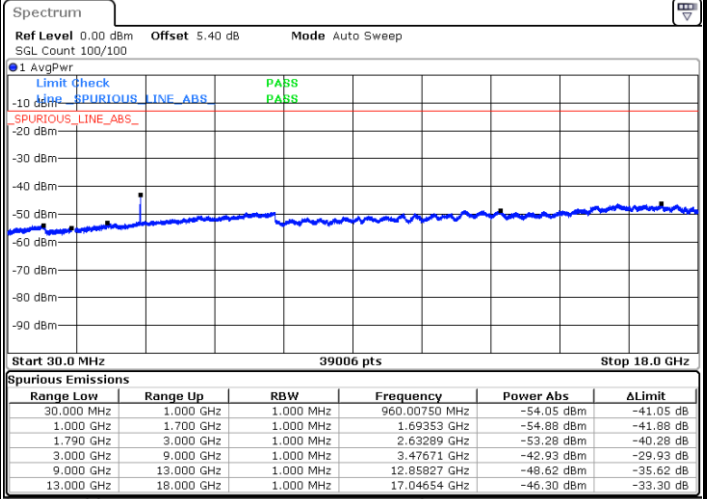
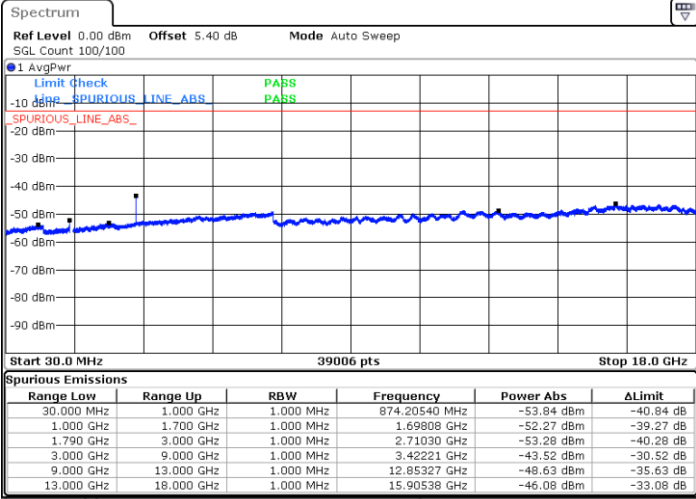
Date: 12 FEB 2020 22:43:00



LTE Band 66 / 15MHz

Lowest Channel / 64QAM

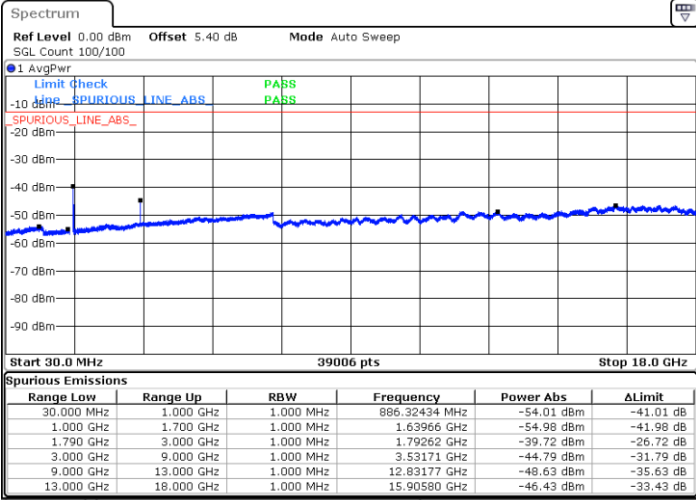
Middle Channel / 64QAM



Date: 12 FEB 2020 22:57:33

Date: 12 FEB 2020 23:00:39

Highest Channel / 64QAM

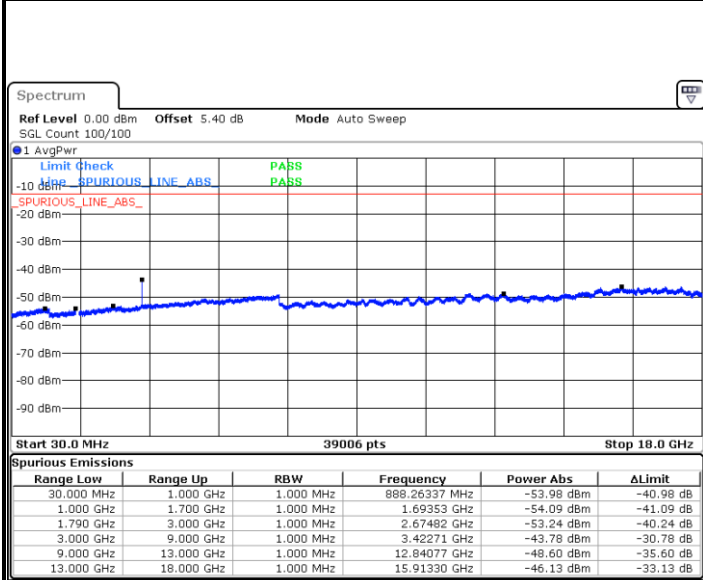


Date: 12 FEB 2020 23:03:11



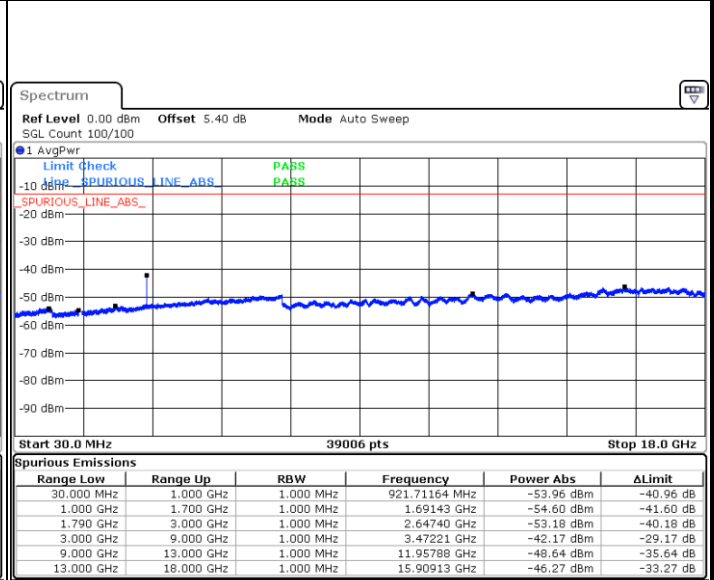
LTE Band 66 / 20MHz

Lowest Channel / 64QAM



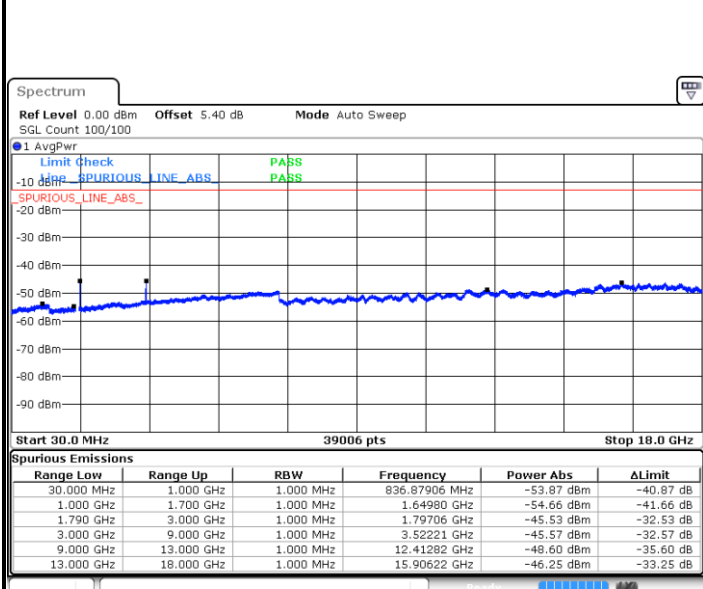
Date: 12.FEB.2020 23:17:02

Middle Channel / 64QAM



Date: 12.FEB.2020 23:19:30

Highest Channel / 64QAM



Date: 12.FEB.2020 23:22:06



Frequency Stability

Test Conditions		LTE Band 66 (QPSK) / Middle Channel	Limit
Temperature (°C)	Voltage (Volt)	BW 10MHz	Note 2.
		Deviation (ppm)	Result
50	Normal Voltage	0.0012	PASS
40	Normal Voltage	0.0025	
30	Normal Voltage	0.0002	
20(Ref.)	Normal Voltage	0.0000	
10	Normal Voltage	0.0034	
0	Normal Voltage	0.0005	
-10	Normal Voltage	0.0002	
-20	Normal Voltage	0.0020	
-30	Normal Voltage	0.0005	
20	Maximum Voltage	0.0029	
20	Normal Voltage	0.0000	
20	Battery End Point	0.0007	

Note:

1. Normal Voltage =3.8 V. ; Battery End Point (BEP) =3.6 V. ; Maximum Voltage =4.4 V.
2. Note: The frequency fundamental emissions stay within the authorized frequency block.



Appendix B. Test Results of Radiated Test

Radiated Spurious Emission

LTE Band 2 / 20MHz / QPSK								
Channel	Frequency (MHz)	EIRP (dBm)	Limit (dBm)	Over Limit (dB)	S.G. Power (dBm)	TX Cable loss (dB)	TX Antenna Gain (dBi)	Polarization (H/V)
Middle	3741	-55.65	-13	-42.65	-67.91	2.64	14.90	H
	5613	-51.83	-13	-38.83	-63.69	2.94	14.80	H
	7488	-47.28	-13	-34.28	-57.05	3.39	13.16	H
	3741	-55.62	-13	-42.62	-67.88	2.64	14.90	V
	5613	-52.11	-13	-39.11	-63.97	2.94	14.80	V
	7488	-46.81	-13	-33.81	-56.58	3.39	13.16	V

Remark: Spurious emissions within 30-1000MHz were found more than 20dB below limit line.

LTE Band 5 / 10MHz / QPSK								
Channel	Frequency (MHz)	ERP (dBm)	Limit (dBm)	Over Limit (dB)	S.G. Power (dBm)	TX Cable loss (dB)	TX Antenna Gain (dBi)	Polarization (H/V)
Middle	1664	-65.20	-13	-52.20	-72.17	1.58	10.70	H
	2496.27	-63.60	-13	-50.60	-71.85	2.102	12.50	H
	3330	-61.42	-13	-48.42	-70.31	2.856	13.90	H
	1664	-65.33	-13	-52.33	-72.30	1.58	10.70	V
	2496	-63.13	-13	-50.13	-71.38	2.10	12.50	V
	3330	-61.80	-13	-48.80	-70.69	2.86	13.90	V

Remark: Spurious emissions within 30-1000MHz were found more than 20dB below limit line.



LTE Band 7 / 20MHz / QPSK								
Channel	Frequency (MHz)	EIRP (dBm)	Limit (dBm)	Over Limit (dB)	S.G. Power (dBm)	TX Cable loss (dB)	TX Antenna Gain (dBi)	Polarization (H/V)
Middle	5052	-63.94	-25	-38.94	-74.15	3.03	13.24	H
	7580	-61.36	-25	-36.36	-70.81	3.56	13.01	H
	10100	-59.93	-25	-34.93	-69.45	3.92	13.44	H
	5052	-64.74	-25	-39.74	-74.95	3.03	13.24	V
	7576	-62.34	-25	-37.34	-71.79	3.56	13.01	V
	10100	-59.83	-25	-34.83	-69.35	3.92	13.44	V

Remark: Spurious emissions within 30-1000MHz were found more than 20dB below limit line.

LTE Band 66 / 20MHz / QPSK								
Channel	Frequency (MHz)	EIRP (dBm)	Limit (dBm)	Over Limit (dB)	S.G. Power (dBm)	TX Cable loss (dB)	TX Antenna Gain (dBi)	Polarization (H/V)
Middle	3471	-59.67	-13	-46.67	-70.41	2.604	13.34	H
	5208	-53.21	-13	-40.21	-63.72	3.011	13.52	H
	6948	-48.54	-13	-35.54	-58.74	3.271	13.47	H
	3471	-59.60	-13	-46.60	-70.34	2.604	13.34	V
	5208	-53.13	-13	-40.13	-63.64	3.011	13.52	V
	6948	-48.15	-13	-35.15	-58.35	3.271	13.47	V

Remark: Spurious emissions within 30-1000MHz were found more than 20dB below limit line.