



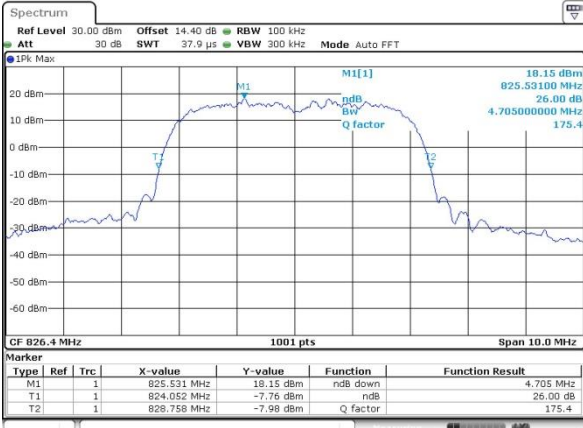
26dB Bandwidth

Mode	WCDMA Band V(MHz)	WCDMA Band II(MHz)	WCDMA Band IV(MHz)
Mod.	RMC 12.2Kbps	RMC 12.2Kbps	RMC 12.2Kbps
Lowest CH	4.705	4.705	4.695
Middle CH	4.735	4.705	4.695
Highest CH	4.705	4.695	4.705



WCDMA Band V (RMC 12.2Kbps)

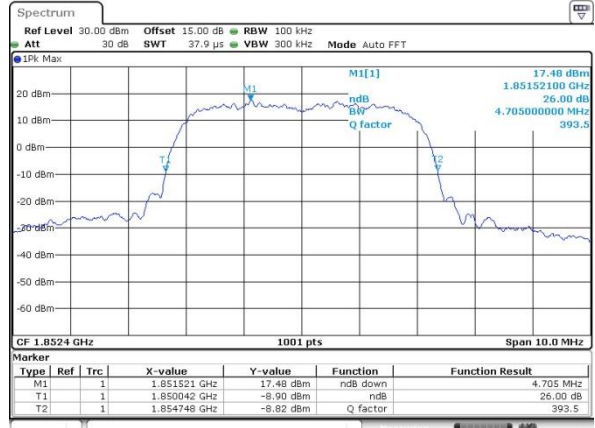
Lowest Channel



Date: 19 FEB 2020 02:49:37

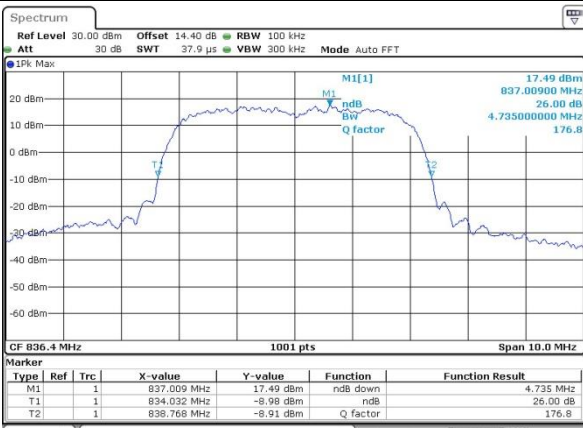
WCDMA Band II (RMC 12.2Kbps)

Lowest Channel



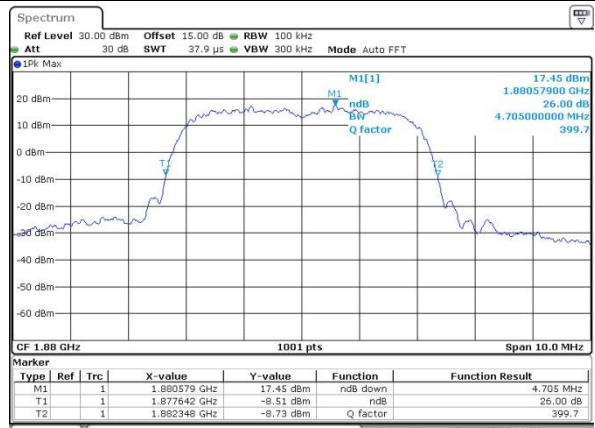
Date: 19 FEB 2020 03:09:33

Middle Channel



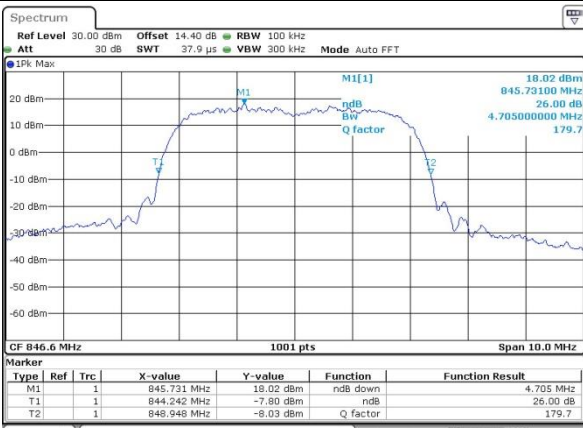
Date: 19 FEB 2020 02:50:10

Middle Channel



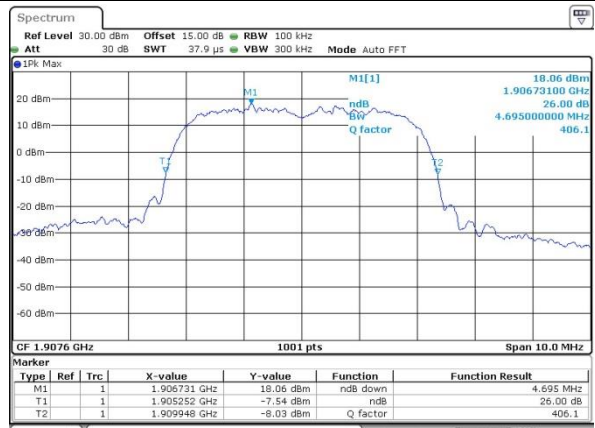
Date: 19 FEB 2020 03:10:07

Highest Channel

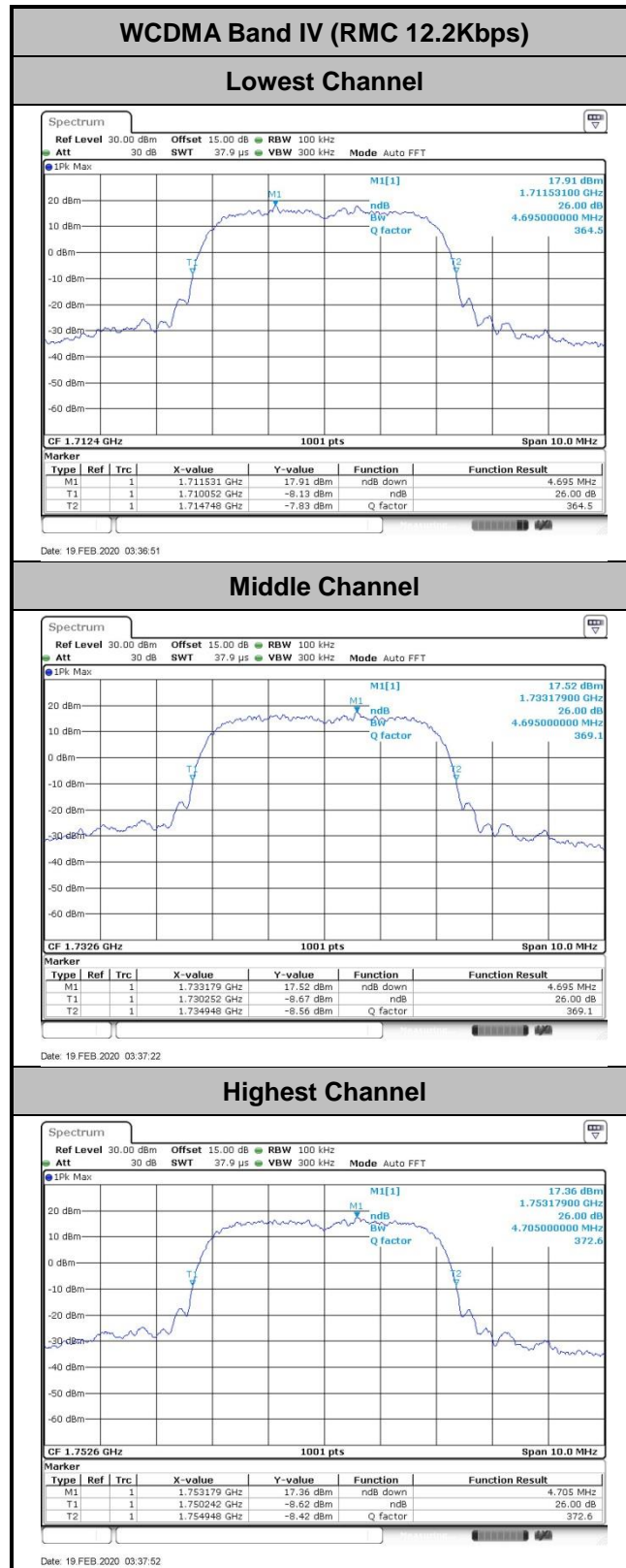


Date: 19 FEB 2020 02:50:47

Highest Channel



Date: 19 FEB 2020 03:10:45





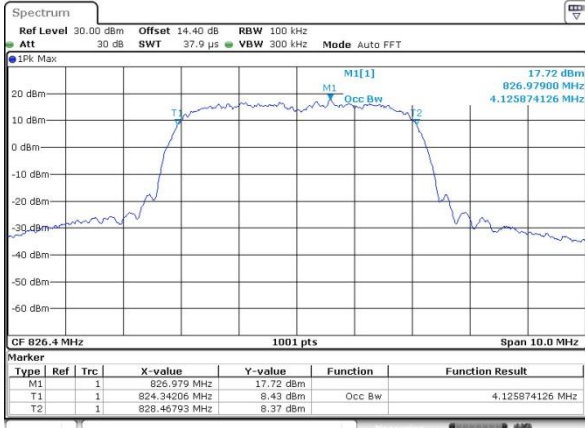
Occupied Bandwidth

Mode	WCDMA Band V(MHz)	WCDMA Band II(MHz)	WCDMA Band IV(MHz)
Mod.	RMC 12.2Kbps	RMC 12.2Kbps	RMC 12.2Kbps
Lowest CH	4.126	4.126	4.126
Middle CH	4.126	4.126	4.116
Highest CH	4.136	4.126	4.116



WCDMA Band V (RMC 12.2Kbps)

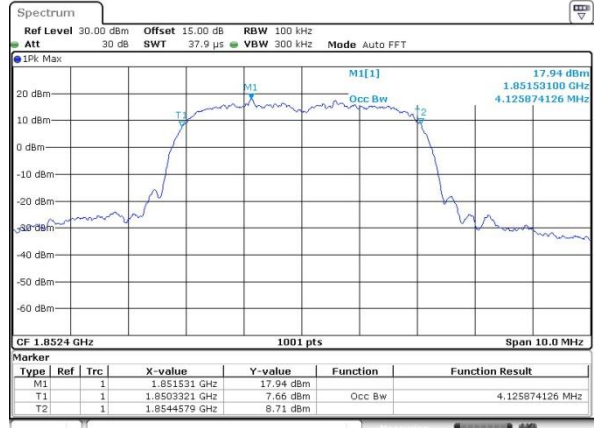
Lowest Channel



Date: 19 FEB 2020 02:54:41

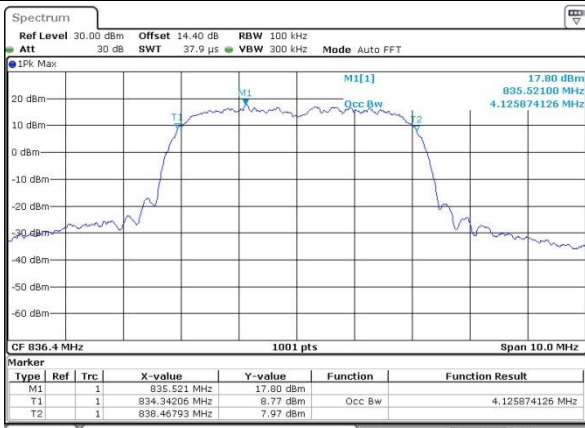
WCDMA Band II (RMC 12.2Kbps)

Lowest Channel



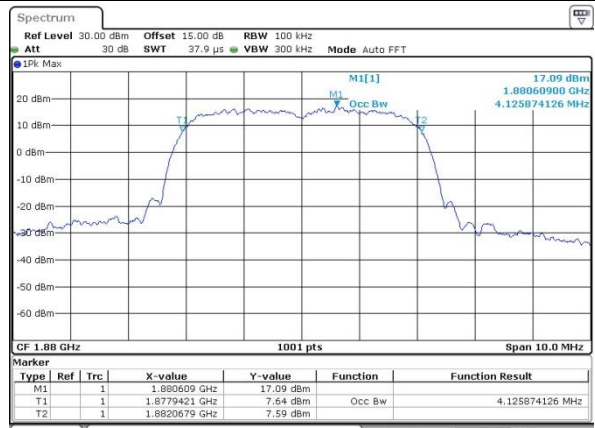
Date: 19 FEB 2020 03:13:22

Middle Channel



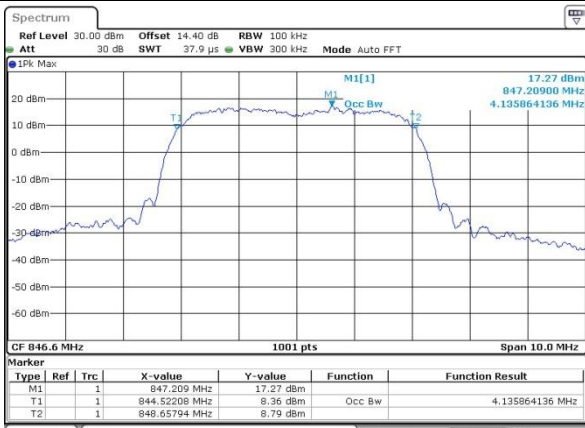
Date: 19 FEB 2020 02:55:10

Middle Channel



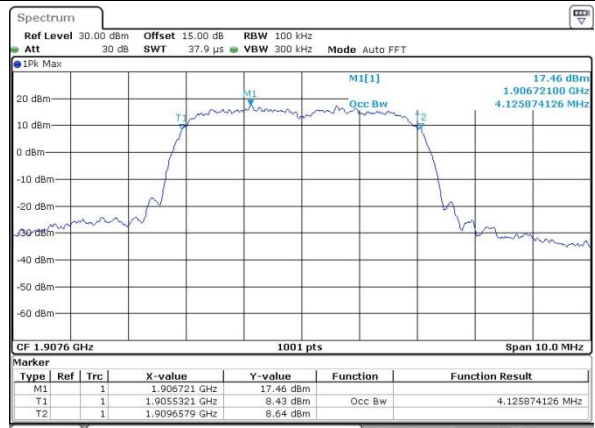
Date: 19 FEB 2020 03:14:00

Highest Channel

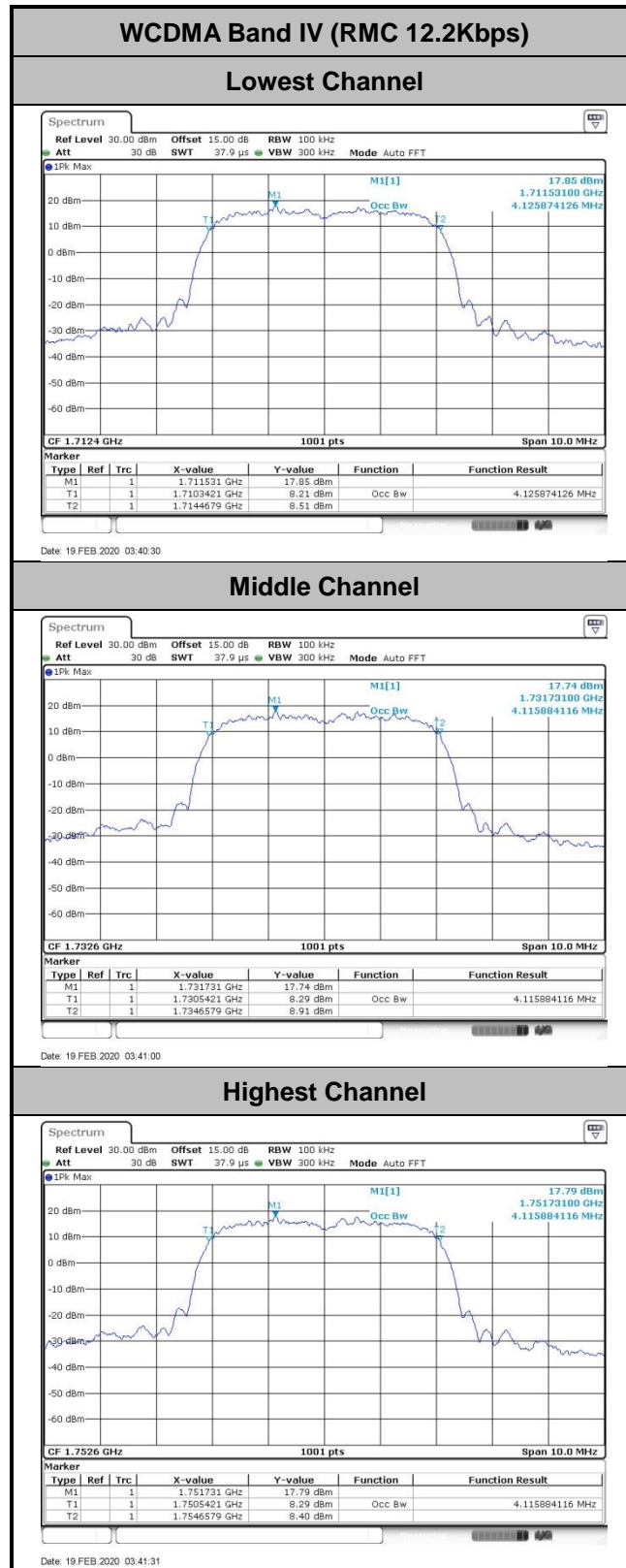


Date: 19 FEB 2020 02:55:42

Highest Channel



Date: 19 FEB 2020 03:14:30

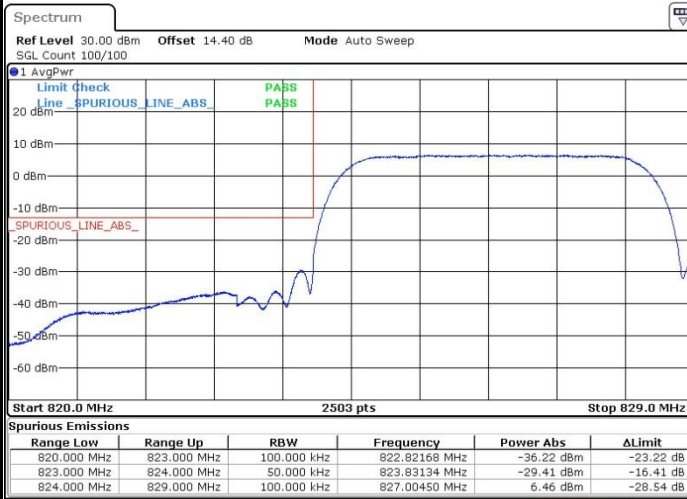




Conducted Band Edge

WCDMA Band V (RMC 12.2Kbps)

Lowest Band Edge



Highest Band Edge



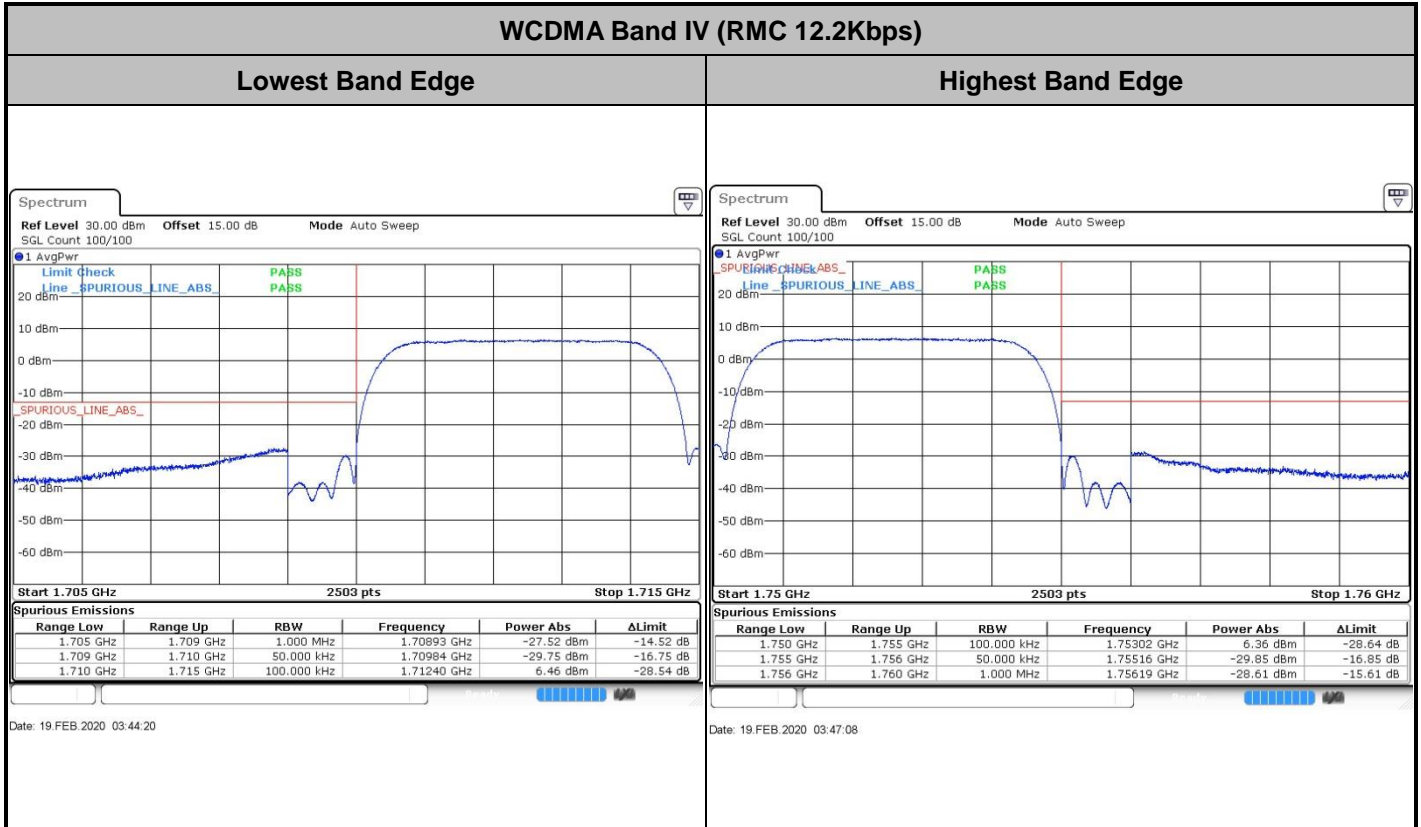
WCDMA Band II (RMC 12.2Kbps)

Lowest Band Edge



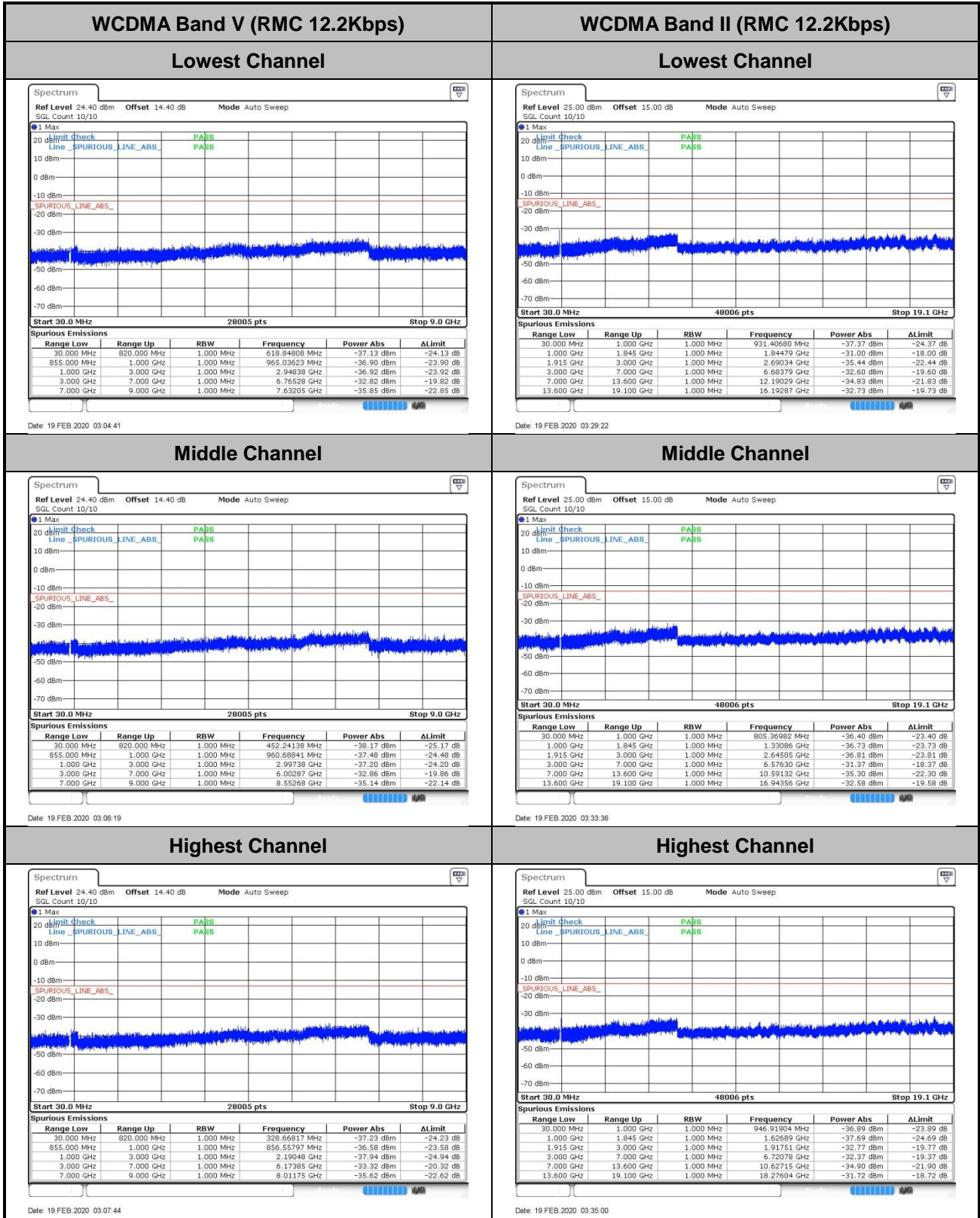
Highest Band Edge







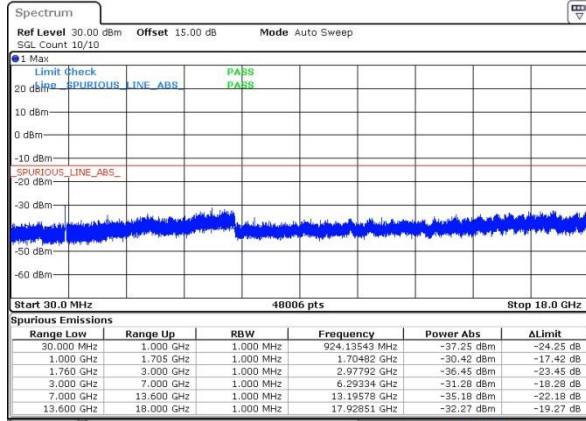
Conducted Spurious Emission





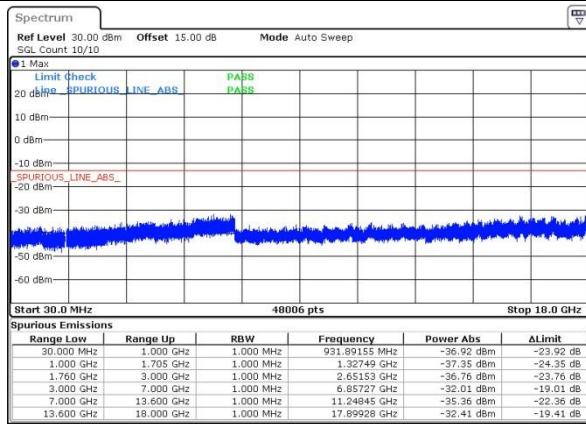
WCDMA Band IV (RMC 12.2Kbps)

Lowest Channel



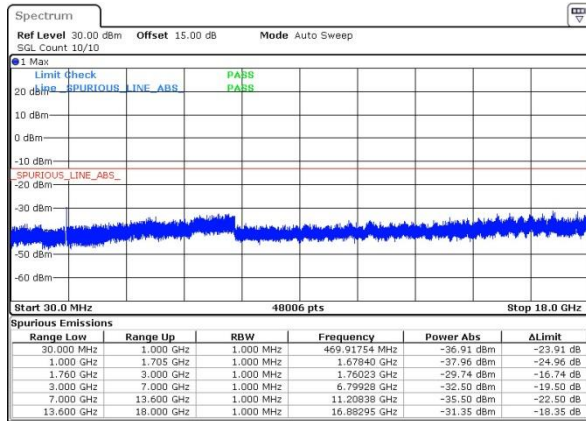
Date: 19 FEB 2020 03:48:32

Middle Channel



Date: 19 FEB 2020 03:49:55

Highest Channel



Date: 19 FEB 2020 03:51:16



Frequency Stability

Test Conditions	Middle Channel	WCDMA Band V (RMC 12.2KbpsRMC 12.2Kbps)	Limit 2.5ppm
Temperature (°C)	Voltage (Volt)	Deviation (ppm)	Result
50	Normal Voltage	0.0120	PASS
40	Normal Voltage	0.0096	
30	Normal Voltage	0.0060	
20(Ref.)	Normal Voltage	0.0000	
10	Normal Voltage	0.0155	
0	Normal Voltage	0.0060	
-10	Normal Voltage	0.0096	
-20	Normal Voltage	0.0036	
-30	Normal Voltage	0.0108	
20	Maximum Voltage	0.0167	
20	Normal Voltage	0.0000	
20	Battery End Point	0.0131	

Note: Normal Voltage = 3.8V ; Battery End Point (BEP) =3.6V. ; Maximum Voltage =4.4V



Test Conditions	Middle Channel	WCDMA Band II (RMC 12.2Kbps)	Limit Note 2.
Temperature (°C)	Voltage (Volt)	Deviation (ppm)	Result
50	Normal Voltage	0.0085	PASS
40	Normal Voltage	0.0032	
30	Normal Voltage	0.0005	
20(Ref.)	Normal Voltage	0.0000	
10	Normal Voltage	0.0069	
0	Normal Voltage	0.0085	
-10	Normal Voltage	0.0101	
-20	Normal Voltage	0.0016	
-30	Normal Voltage	0.0117	
20	Maximum Voltage	0.0133	
20	Normal Voltage	0.0000	
20	Battery End Point	0.0032	

Note:

1. Normal Voltage = 3.8V ; Battery End Point (BEP) =3.6V. ; Maximum Voltage =4.4V
2. The frequency fundamental emissions stay within the authorized frequency block based on the frequency deviation measured is small.



Test Conditions	Middle Channel	WCDMA Band IV (RMC 12.2Kbps)	Limit Note 2.
Temperature (°C)	Voltage (Volt)	Deviation (ppm)	Result
50	Normal Voltage	0.0122	PASS
40	Normal Voltage	0.0012	
30	Normal Voltage	0.0158	
20(Ref.)	Normal Voltage	0.0000	
10	Normal Voltage	0.0049	
0	Normal Voltage	0.0171	
-10	Normal Voltage	0.0024	
-20	Normal Voltage	0.0098	
-30	Normal Voltage	0.0012	
20	Maximum Voltage	0.0134	
20	Normal Voltage	0.0000	
20	Battery End Point	0.0037	

Note:

- 1. Normal Voltage = 3.8V ; Battery End Point (BEP) =3.6V. ; Maximum Voltage =4.4V
- 2. The frequency fundamental emissions stay within the authorized frequency block based on the frequency deviation measured is small.



Appendix B. Test Results of Radiated Test

Radiated Spurious Emission

GSM850 (GSM)								
Channel	Frequency (MHz)	ERP (dBm)	Limit (dBm)	Over Limit (dB)	S.G. Power (dBm)	TX Cable loss (dB)	TX Antenna Gain (dBi)	Polarization (H/V)
Middle	1672	-56.05	-13	-43.05	-63.02	1.58	10.70	H
	2510	-57.34	-13	-44.34	-65.59	2.102	12.50	H
	3348	-61.24	-13	-48.24	-70.13	2.856	13.90	H
	1672	-56.88	-13	-43.88	-63.85	1.58	10.70	V
	2510	-56.29	-13	-43.29	-64.54	2.10	12.50	V
	3348	-61.56	-13	-48.56	-70.45	2.86	13.90	V

Remark: Spurious emissions within 30-1000MHz were found more than 20dB below limit line.

GSM850 (EDGE)								
Channel	Frequency (MHz)	ERP (dBm)	Limit (dBm)	Over Limit (dB)	S.G. Power (dBm)	TX Cable loss (dB)	TX Antenna Gain (dBi)	Polarization (H/V)
Middle	1672	-56.69	-13	-43.69	-63.66	1.58	10.70	H
	2510	-57.41	-13	-44.41	-65.66	2.102	12.50	H
	3348	-61.47	-13	-48.47	-70.36	2.856	13.90	H
	1672	-58.24	-13	-45.24	-65.21	1.58	10.70	V
	2510	-58.57	-13	-45.57	-66.82	2.10	12.50	V
	3348	-61.65	-13	-48.65	-70.54	2.86	13.90	V

Remark: Spurious emissions within 30-1000MHz were found more than 20dB below limit line.



GSM1900 (GSM)								
Channel	Frequency (MHz)	EIRP (dBm)	Limit (dBm)	Over Limit (dB)	S.G. Power (dBm)	TX Cable loss (dB)	TX Antenna Gain (dBi)	Polarization (H/V)
Middle	3759	-55.80	-13	-42.80	-68.06	2.641	14.90	H
	5640	-51.55	-13	-38.55	-63.41	2.94	14.80	H
	7524	-46.88	-13	-33.88	-56.65	3.39	13.16	H
	3759	-56.14	-13	-43.14	-68.40	2.64	14.90	V
	5640	-52.26	-13	-39.26	-64.12	2.94	14.80	V
	7524	-46.19	-13	-33.19	-55.96	3.39	13.16	V

Remark: Spurious emissions within 30-1000MHz were found more than 20dB below limit line.

GSM1900 (EDGE)								
Channel	Frequency (MHz)	EIRP (dBm)	Limit (dBm)	Over Limit (dB)	S.G. Power (dBm)	TX Cable loss (dB)	TX Antenna Gain (dBi)	Polarization (H/V)
Middle	3759	-56.08	-13	-43.08	-68.34	2.64	14.90	H
	5640	-52.07	-13	-39.07	-63.93	2.94	14.80	H
	7524	-46.83	-13	-33.83	-56.60	3.39	13.16	H
	3759	-55.60	-13	-42.60	-67.86	2.64	14.90	V
	5640	-52.21	-13	-39.21	-64.07	2.94	14.80	V
	7524	-46.69	-13	-33.69	-56.46	3.39	13.16	V

Remark: Spurious emissions within 30-1000MHz were found more than 20dB below limit line.



WCDMA Band V (RMC 12.2Kbps)								
Channel	Frequency (MHz)	ERP (dBm)	Limit (dBm)	Over Limit (dB)	S.G. Power (dBm)	TX Cable loss (dB)	TX Antenna Gain (dBi)	Polarization (H/V)
Middle	1672	-66.69	-13	-53.69	-73.66	1.58	10.70	H
	2510	-63.47	-13	-50.47	-71.72	2.102	12.50	H
	3348	-61.51	-13	-48.51	-70.40	2.856	13.90	H
	1672	-66.44	-13	-53.44	-73.41	1.58	10.70	V
	2510	-63.56	-13	-50.56	-71.81	2.10	12.50	V
	3348	-61.79	-13	-48.79	-70.68	2.86	13.90	V

Remark: Spurious emissions within 30-1000MHz were found more than 20dB below limit line.

WCDMA Band II (RMC 12.2Kbps)								
Channel	Frequency (MHz)	EIRP (dBm)	Limit (dBm)	Over Limit (dB)	S.G. Power (dBm)	TX Cable loss (dB)	TX Antenna Gain (dBi)	Polarization (H/V)
Middle	3759	-55.98	-13	-42.98	-68.24	2.64	14.90	H
	5640	-52.14	-13	-39.14	-64.00	2.94	14.80	H
	7524	-47.01	-13	-34.01	-56.78	3.39	13.16	H
	3759	-56.08	-13	-43.08	-68.34	2.64	14.90	V
	5640	-52.26	-13	-39.26	-64.12	2.94	14.80	V
	7524	-46.49	-13	-33.49	-56.26	3.39	13.16	V

Remark: Spurious emissions within 30-1000MHz were found more than 20dB below limit line.

WCDMA Band IV(RMC 12.2Kbps)								
Channel	Frequency (MHz)	EIRP (dBm)	Limit (dBm)	Over Limit (dB)	S.G. Power (dBm)	TX Cable loss (dB)	TX Antenna Gain (dBi)	Polarization (H/V)
Middle	3465	-59.61	-13	-46.61	-70.35	2.604	13.34	H
	5199	-53.16	-13	-40.16	-63.67	3.011	13.52	H
	6936	-48.71	-13	-35.71	-58.91	3.271	13.47	H
	3465	-59.54	-13	-46.54	-70.28	2.604	13.34	V
	5199	-52.87	-13	-39.87	-63.38	3.011	13.52	V
	6936	-48.17	-13	-35.17	-58.37	3.271	13.47	V

Remark: Spurious emissions within 30-1000MHz were found more than 20dB below limit line.