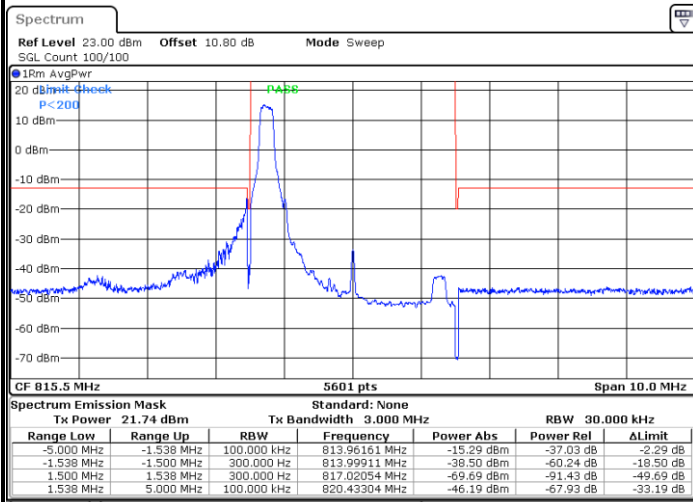




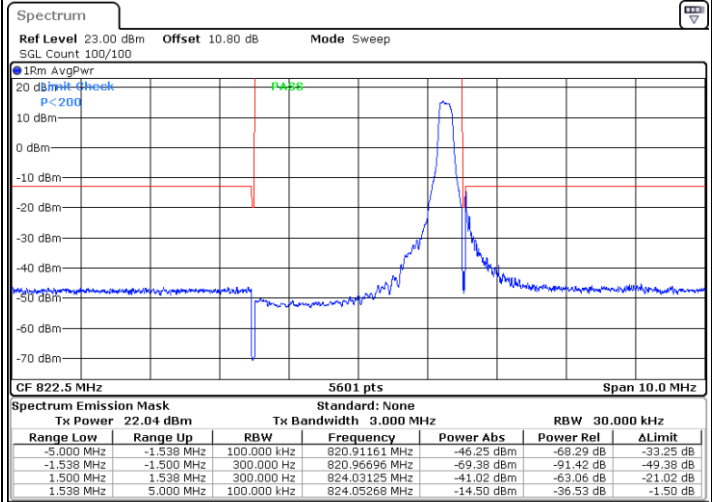
LTE Band 26 / 3MHz / 16QAM

Lowest Band Edge / 1 RB



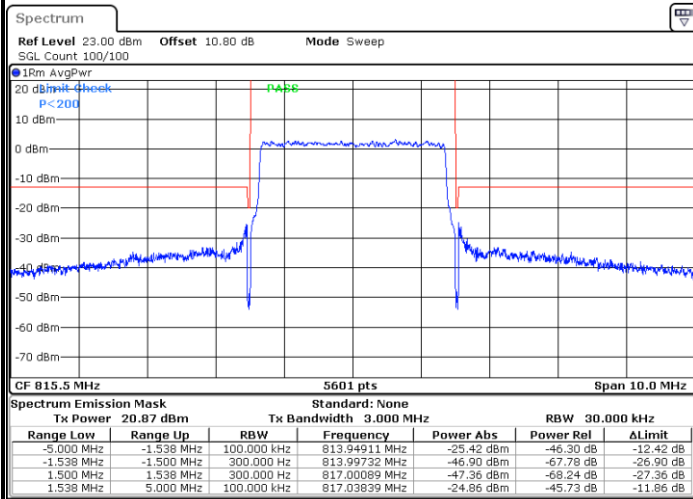
Date: 15.FEB.2020 02:40:51

Highest Band Edge / 1 RB



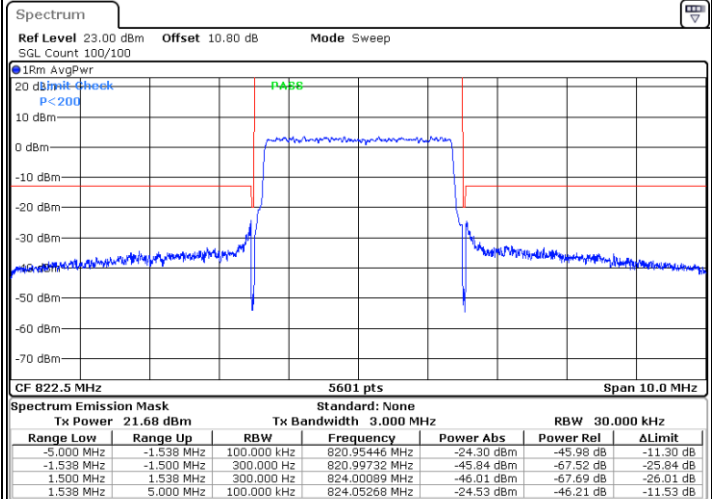
Date: 15.FEB.2020 02:45:50

Lowest Band Edge / Full RB



Date: 15.FEB.2020 02:43:21

Highest Band Edge / Full RB

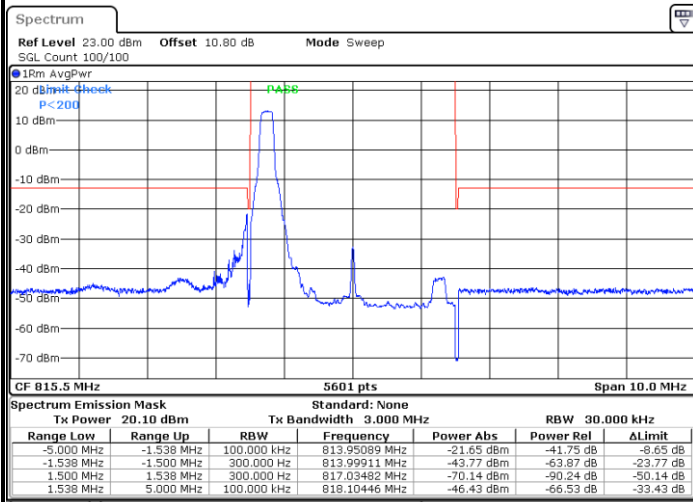


Date: 15.FEB.2020 02:48:19



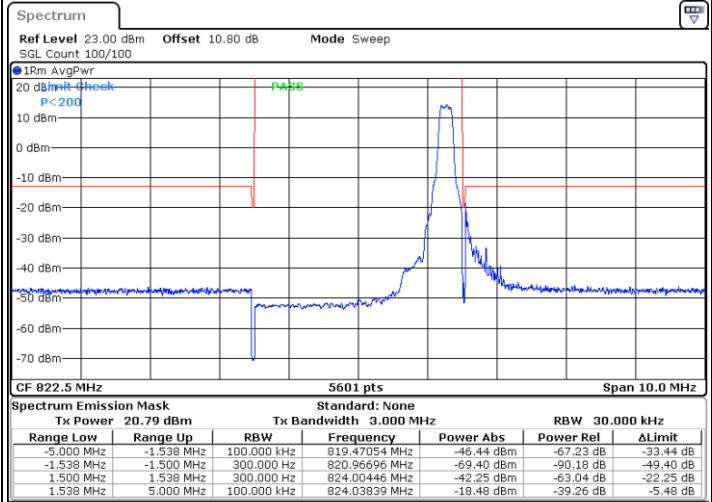
LTE Band 26 / 3MHz / 64QAM

Lowest Band Edge / 1 RB



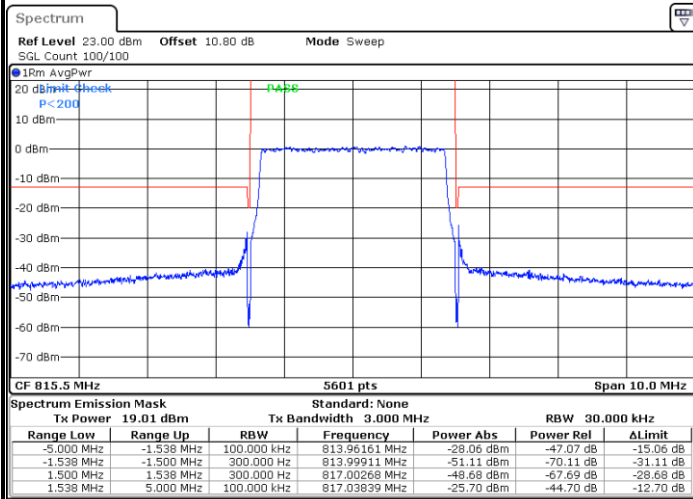
Date: 15.FEB.2020 03:18:43

Highest Band Edge / 1 RB



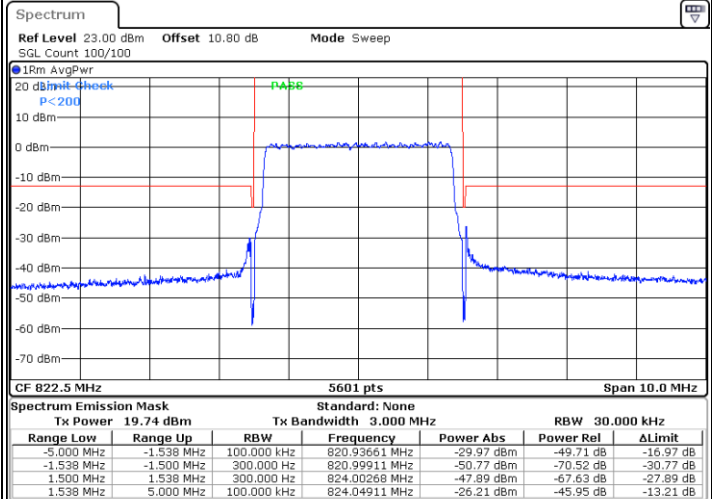
Date: 15.FEB.2020 03:21:12

Lowest Band Edge / Full RB



Date: 15.FEB.2020 03:19:57

Highest Band Edge / Full RB

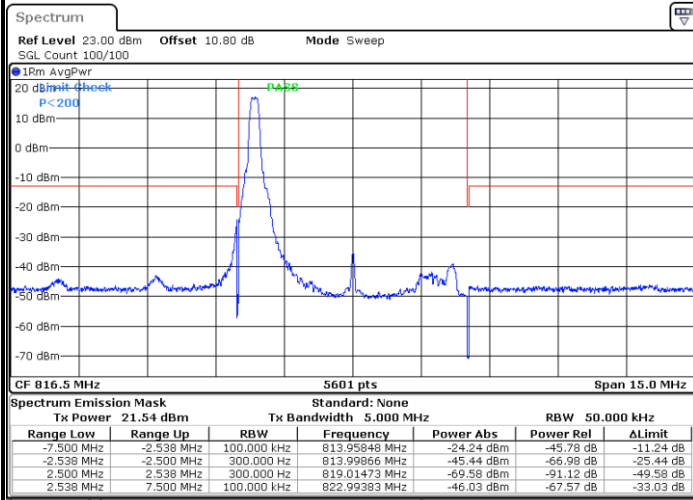


Date: 15.FEB.2020 03:22:26



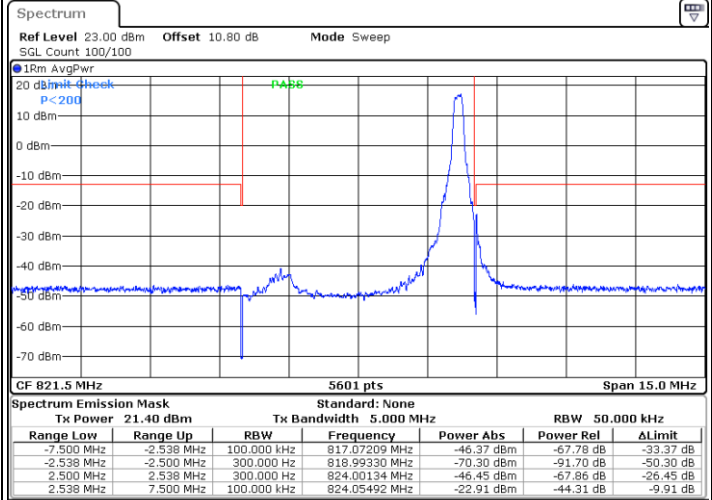
LTE Band 26 / 5MHz / QPSK

Lowest Band Edge / 1 RB



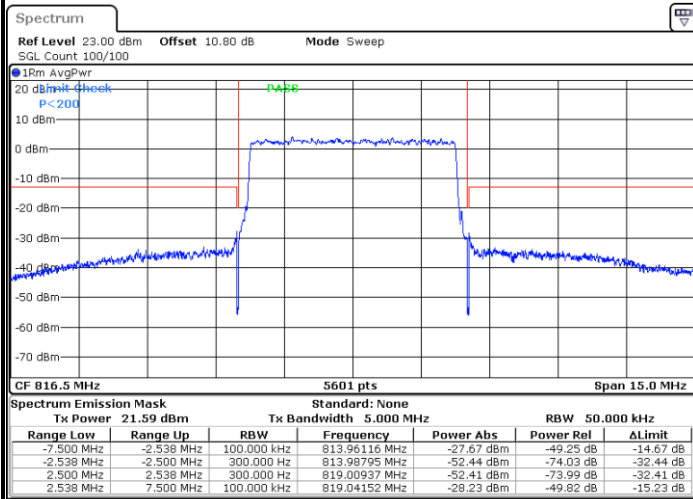
Date: 15.FEB.2020 02:49:33

Highest Band Edge / 1 RB



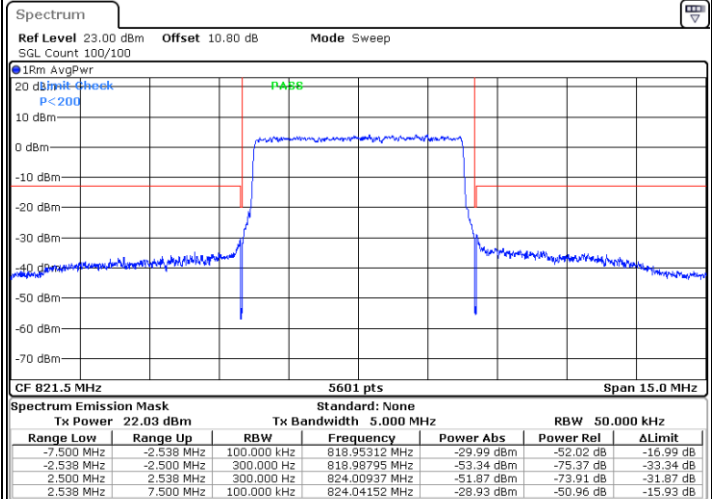
Date: 15.FEB.2020 02:54:23

Lowest Band Edge / Full RB



Date: 15.FEB.2020 02:51:58

Highest Band Edge / Full RB

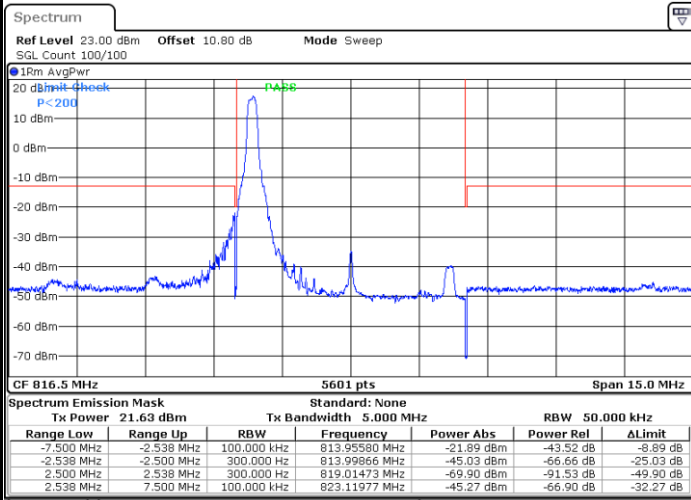


Date: 15.FEB.2020 02:56:49



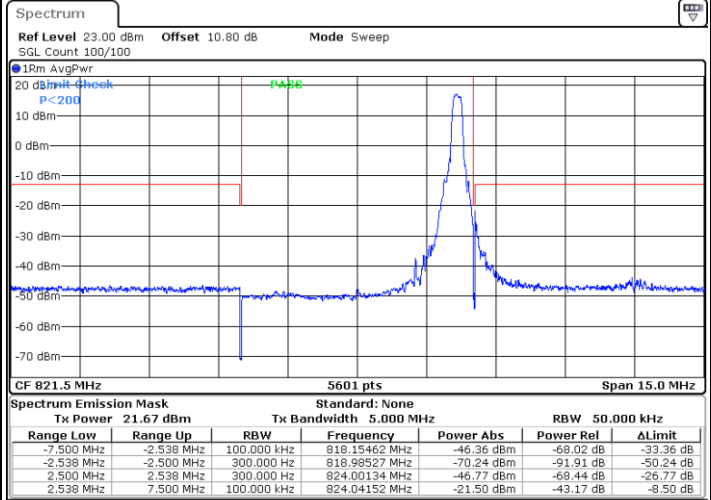
LTE Band 26 / 5MHz / 16QAM

Lowest Band Edge / 1RB



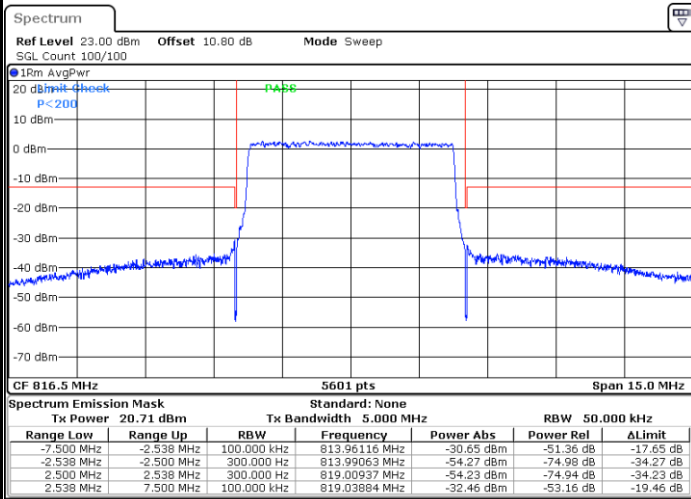
Date: 15.FEB.2020 02:50:46

Highest Band Edge / 1 RB



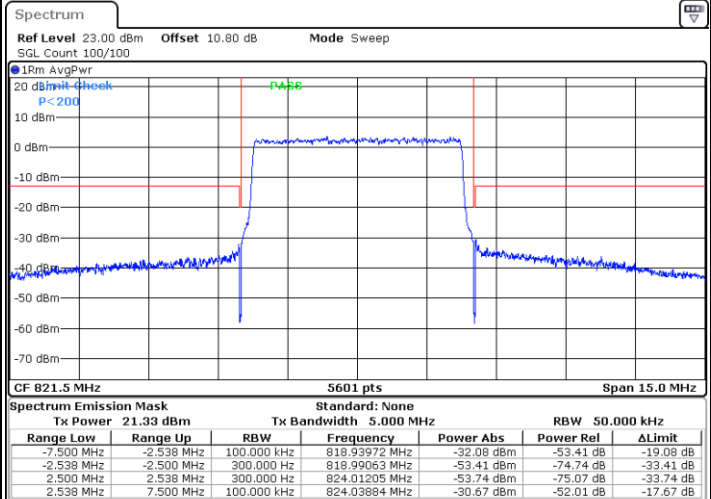
Date: 15.FEB.2020 02:55:36

Lowest Band Edge / Full RB



Date: 15.FEB.2020 02:53:11

Highest Band Edge / Full RB

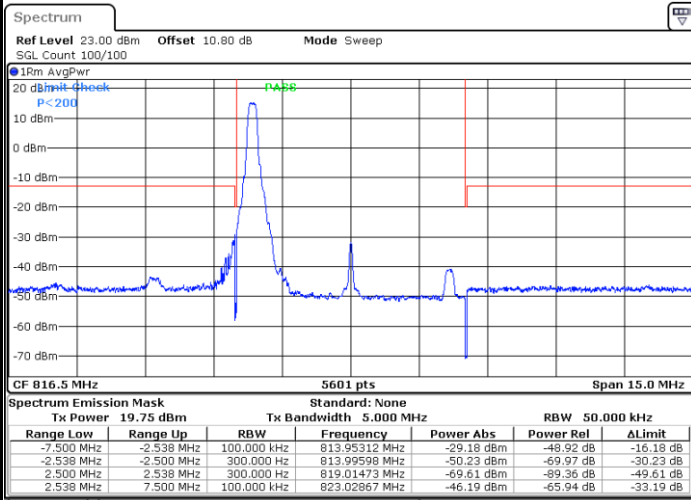


Date: 15.FEB.2020 02:58:01



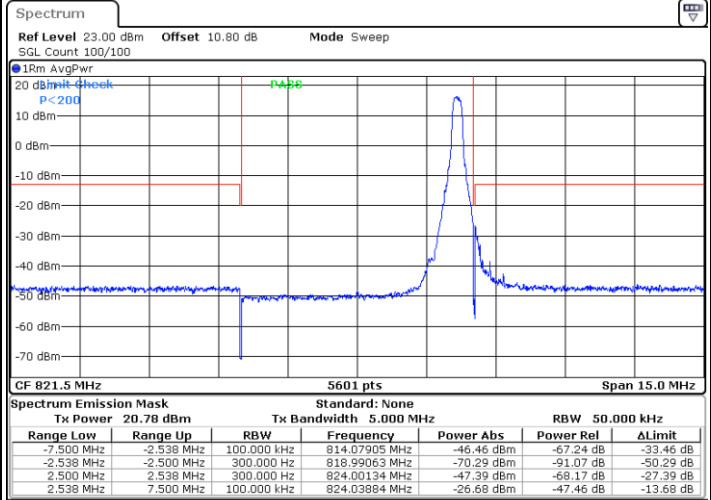
LTE Band 26 / 5MHz / 64QAM

Lowest Band Edge / 1RB



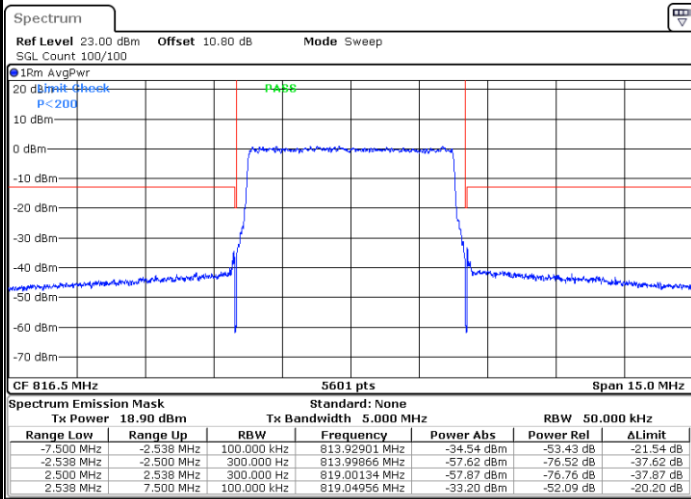
Date: 15.FEB.2020 03:23:41

Highest Band Edge / 1 RB



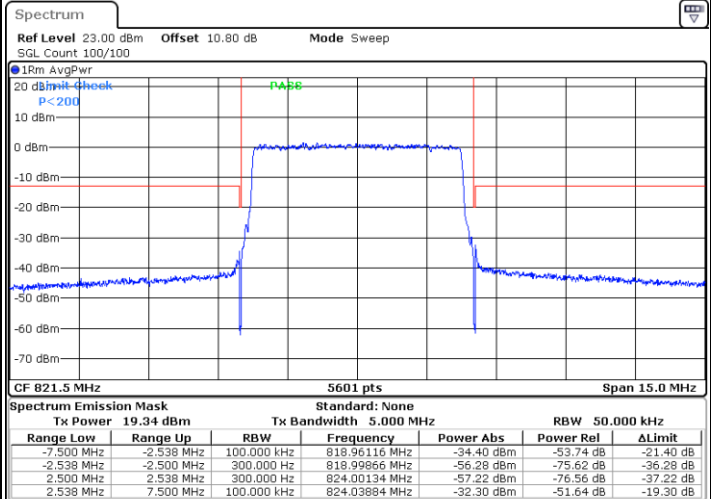
Date: 15.FEB.2020 03:26:06

Lowest Band Edge / Full RB



Date: 15.FEB.2020 03:24:53

Highest Band Edge / Full RB

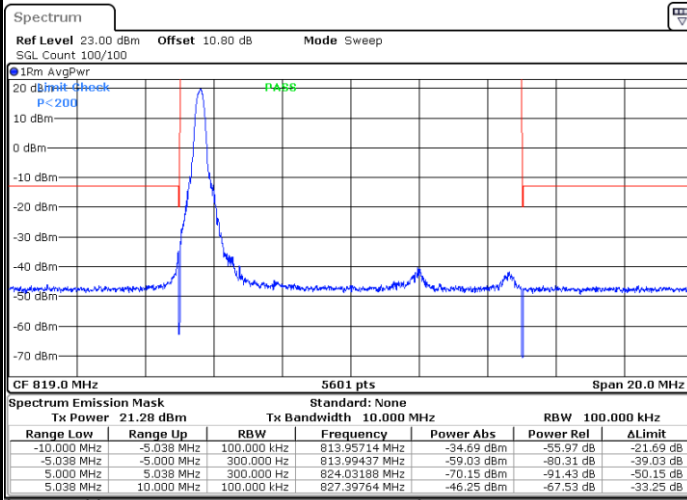


Date: 15.FEB.2020 03:27:18



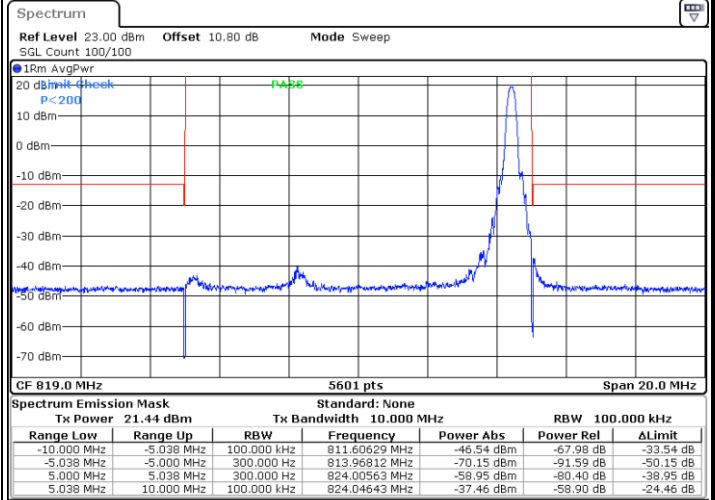
LTE Band 26 / 10MHz / QPSK

Lowest Band Edge / 1 RB



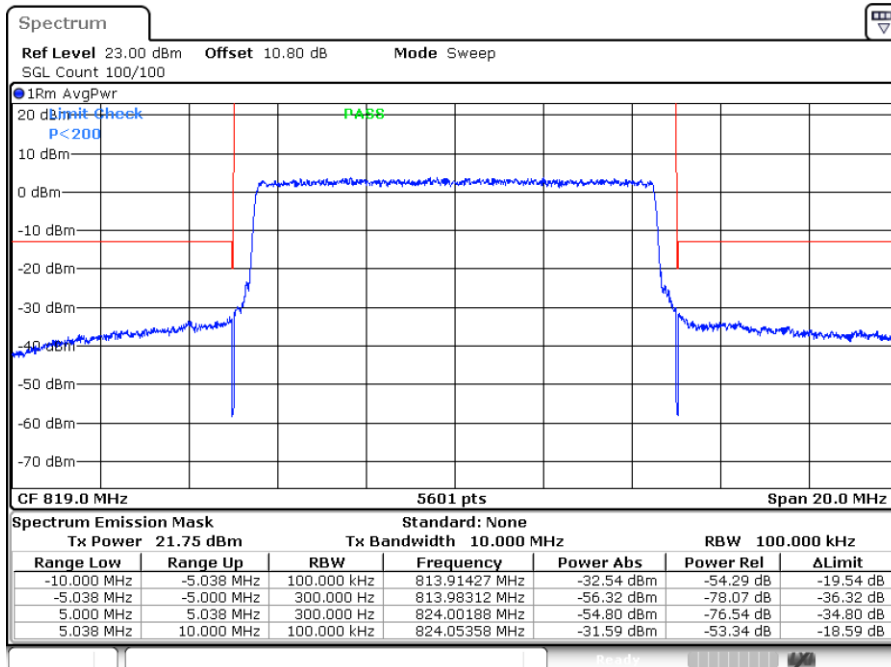
Date: 15.FEB.2020 02:59:15

Highest Band Edge / 1 RB



Date: 15.FEB.2020 03:01:39

Band Edge / Full RB

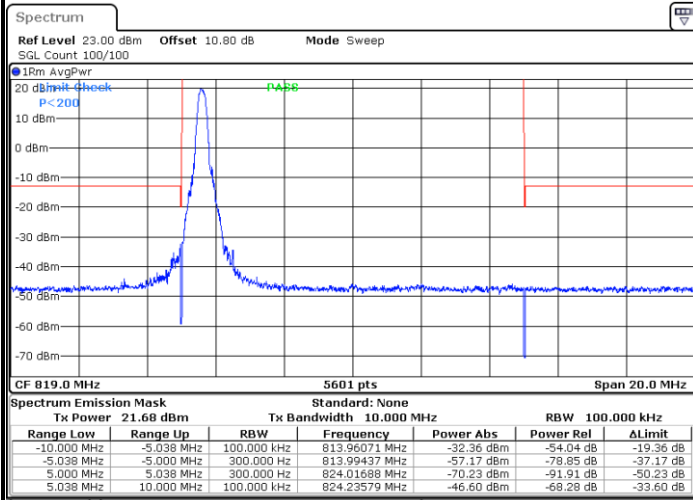


Date: 15.FEB.2020 03:04:04



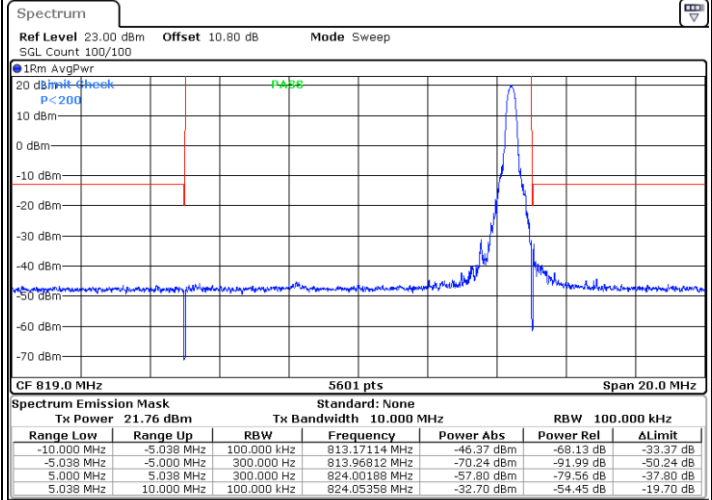
LTE Band 26 / 10MHz / 16QAM

Lowest Band Edge / 1 RB



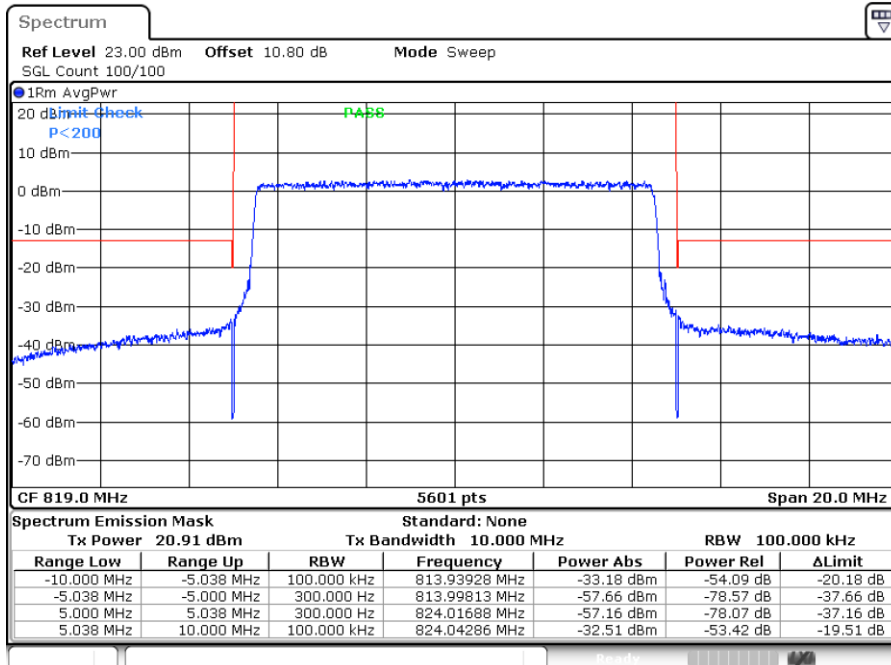
Date: 15.FEB.2020 03:00:27

Highest Band Edge / 1 RB



Date: 15.FEB.2020 03:02:52

Band Edge / Full RB

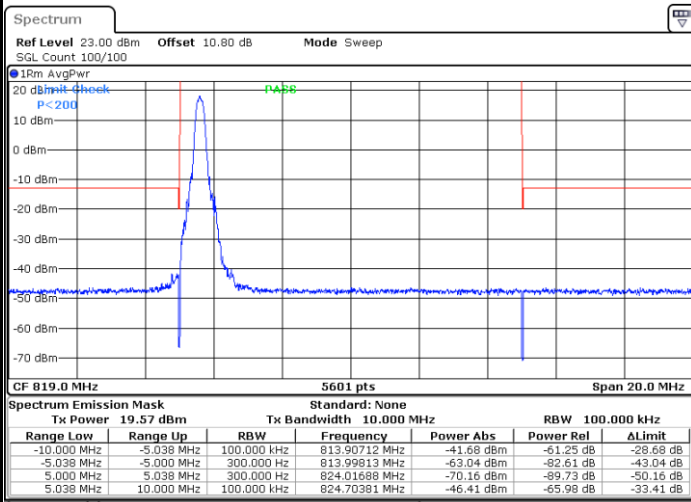


Date: 15.FEB.2020 03:05:16



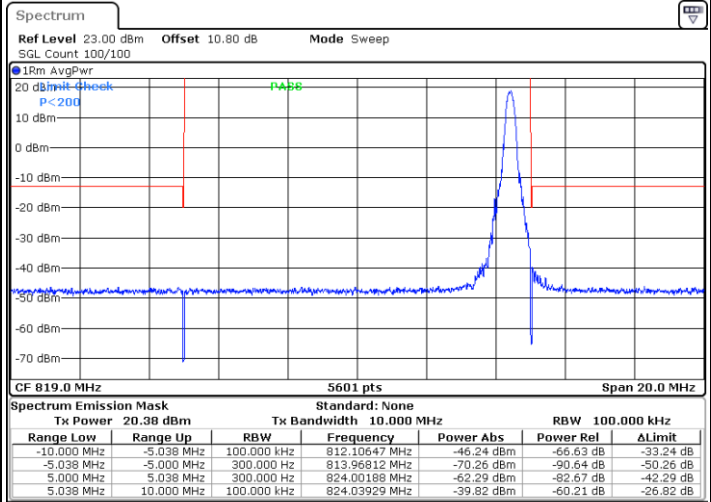
LTE Band 26 / 10MHz / 64QAM

Lowest Band Edge / 1 RB



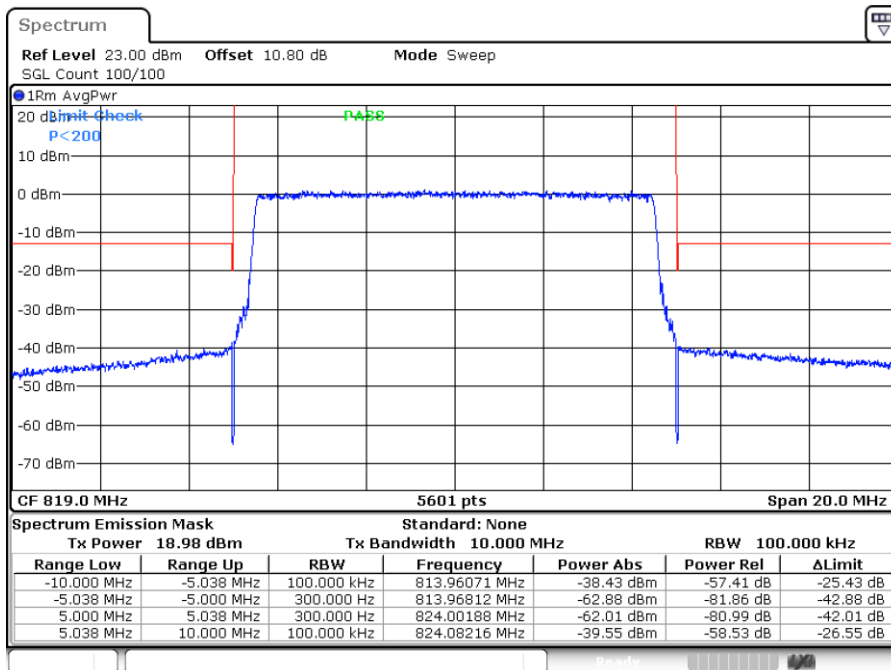
Date: 15.FEB.2020 03:28:32

Highest Band Edge / 1 RB



Date: 15.FEB.2020 03:29:44

Band Edge / Full RB

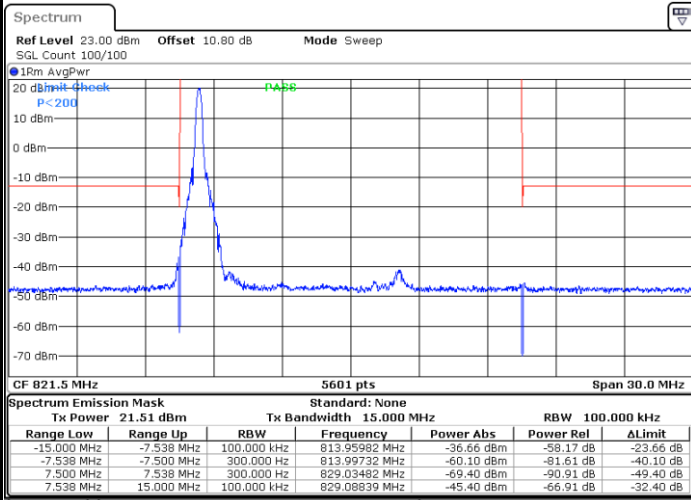


Date: 15.FEB.2020 03:30:57



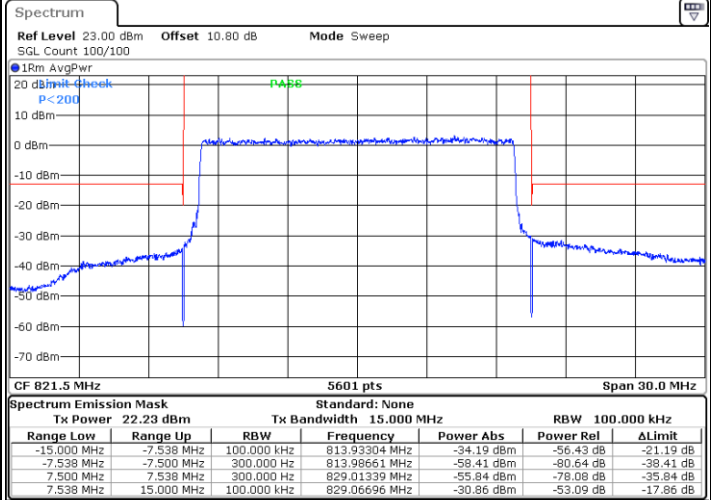
LTE Band 26 / 15MHz QPSK

Lowest Band Edge / 1 RB



Date: 15.FEB.2020 03:06:30

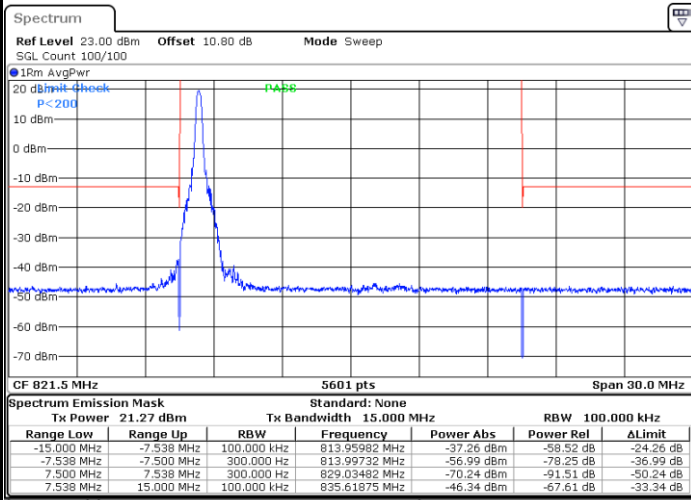
Lowest Band Edge / Full RB



Date: 15.FEB.2020 03:11:20

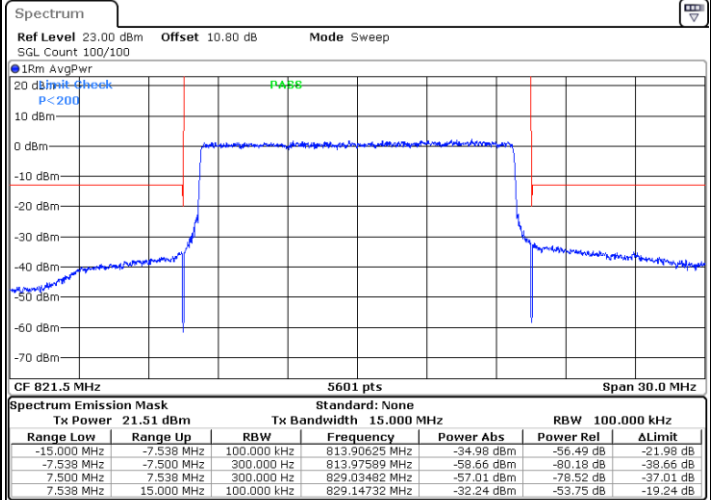
LTE Band 26 / 15MHz 16QAM

Lowest Band Edge / 1 RB



Date: 15.FEB.2020 03:07:43

Lowest Band Edge / Full RB

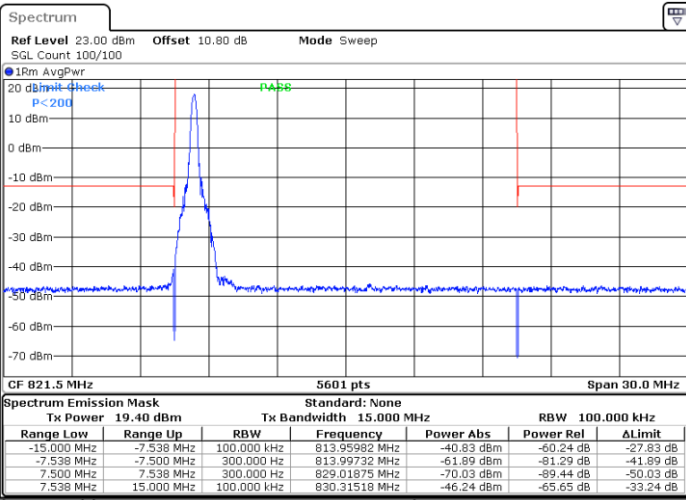


Date: 15.FEB.2020 03:12:32



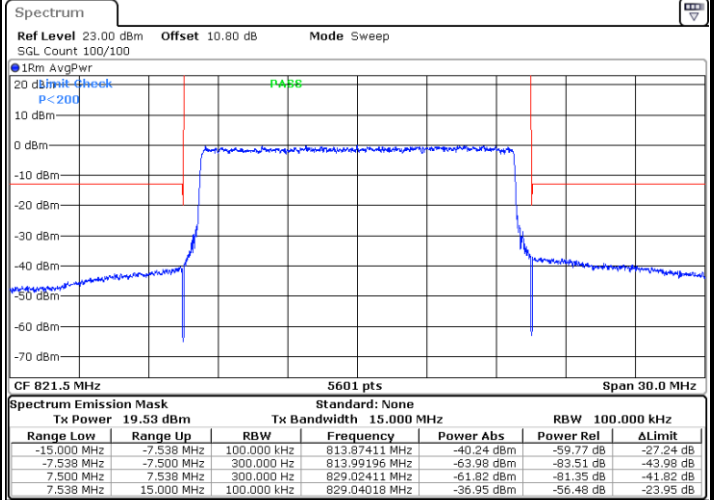
LTE Band 26 / 15MHz / 64QAM

Lowest Band Edge / 1 RB



Date: 15.FEB.2020 03:32:10

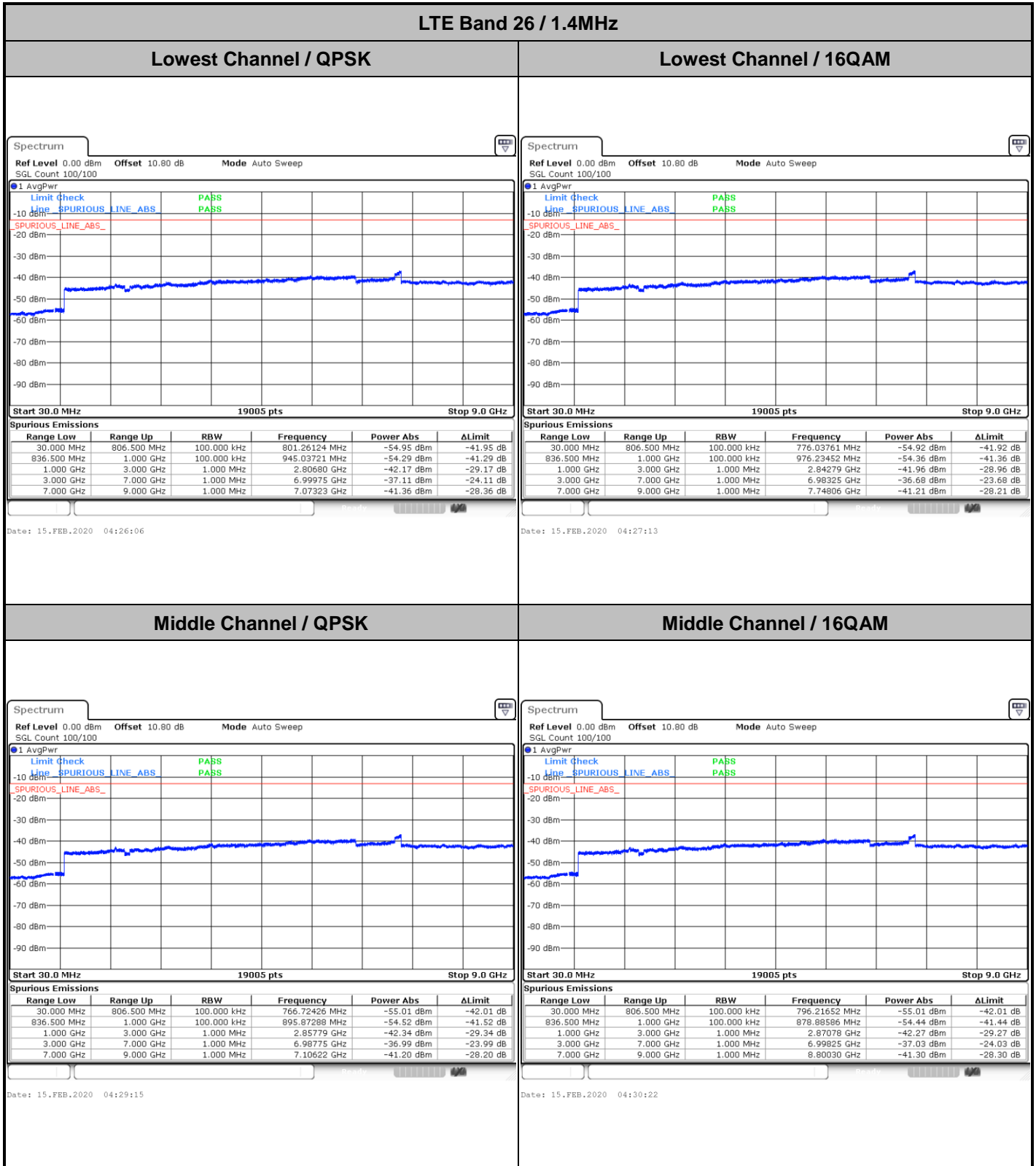
Lowest Band Edge / Full RB



Date: 15.FEB.2020 03:34:35



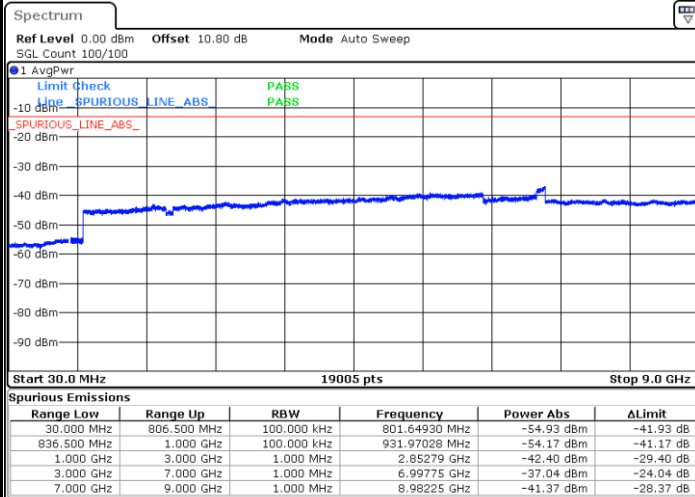
Conducted Spurious Emission





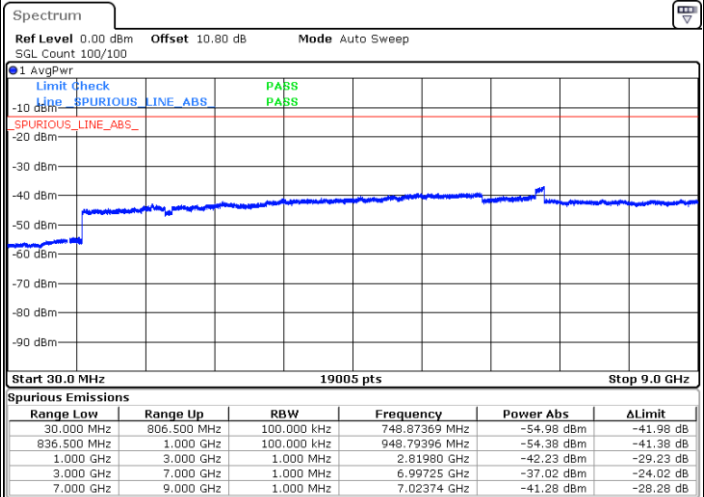
LTE Band 26 / 1.4MHz

Highest Channel / QPSK



Date: 15.FEB.2020 04:32:24

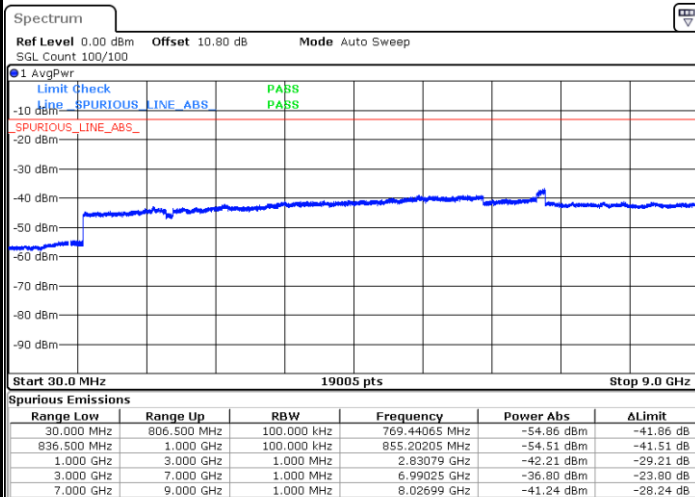
Highest Channel / 16QAM



Date: 15.FEB.2020 04:33:31

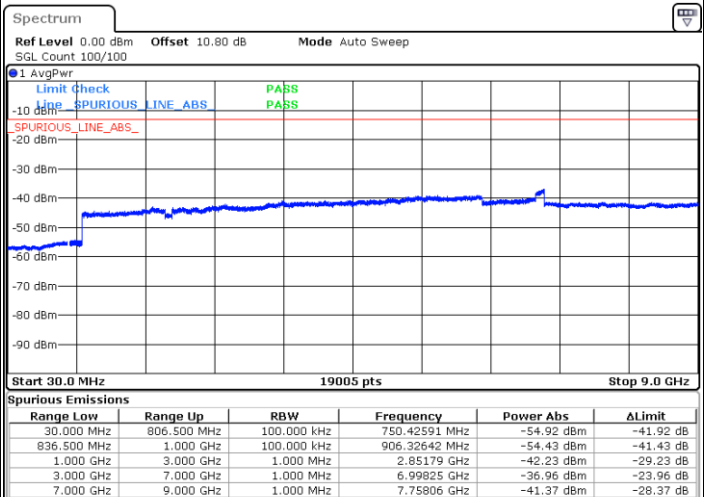
LTE Band 26 / 3MHz

Lowest Channel / QPSK



Date: 15.FEB.2020 03:56:20

Lowest Channel / 16QAM



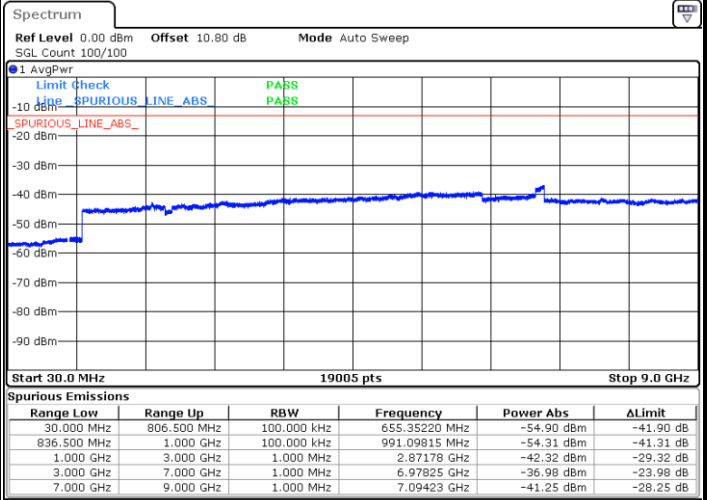
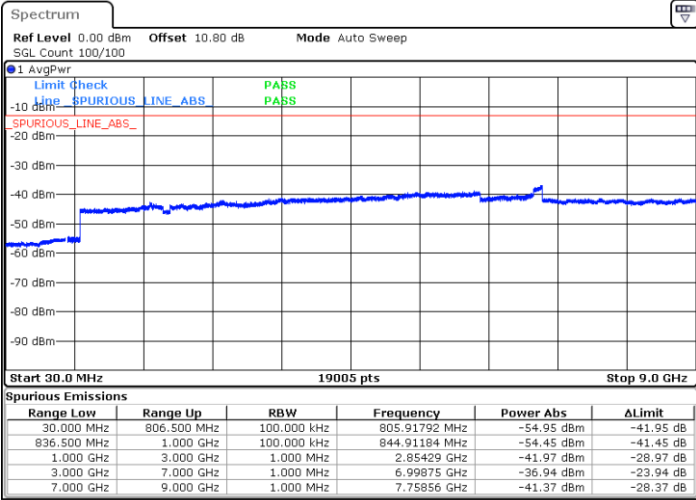
Date: 15.FEB.2020 03:57:27



LTE Band 26 / 3MHz

Middle Channel / QPSK

Middle Channel / 16QAM

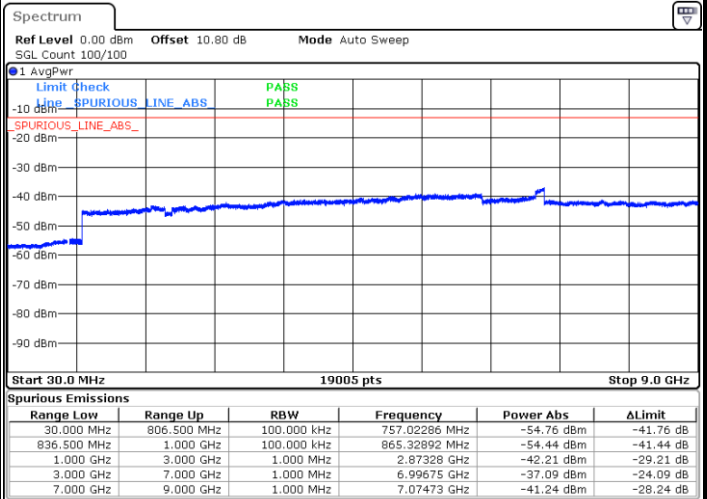
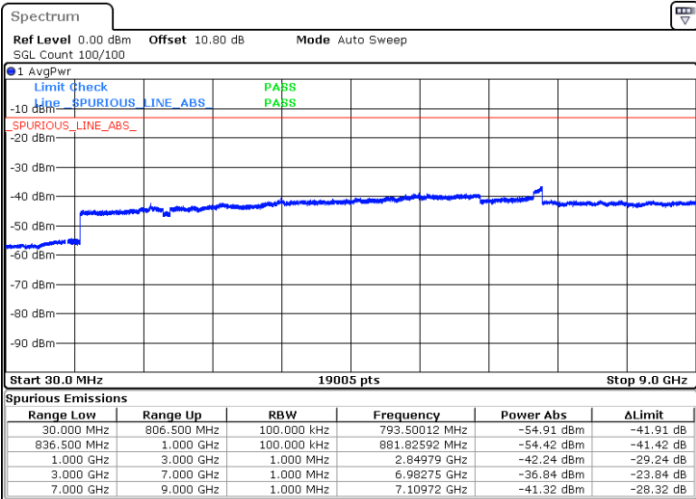


Date: 15.FEB.2020 03:59:29

Date: 15.FEB.2020 04:00:36

Highest Channel / QPSK

Highest Channel / 16QAM



Date: 15.FEB.2020 04:02:39

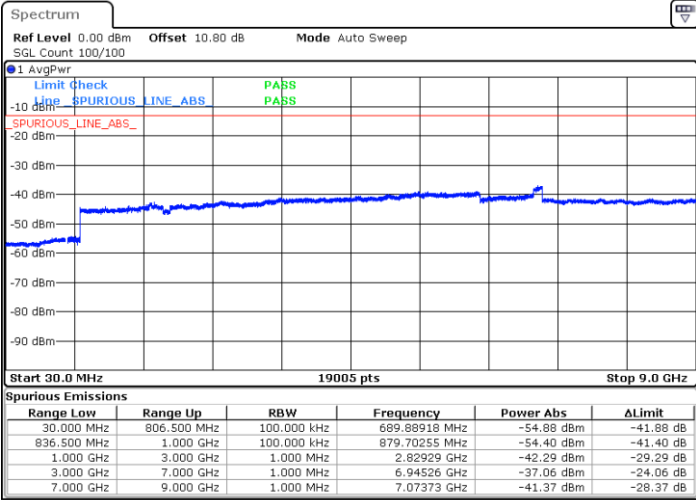
Date: 15.FEB.2020 04:03:46



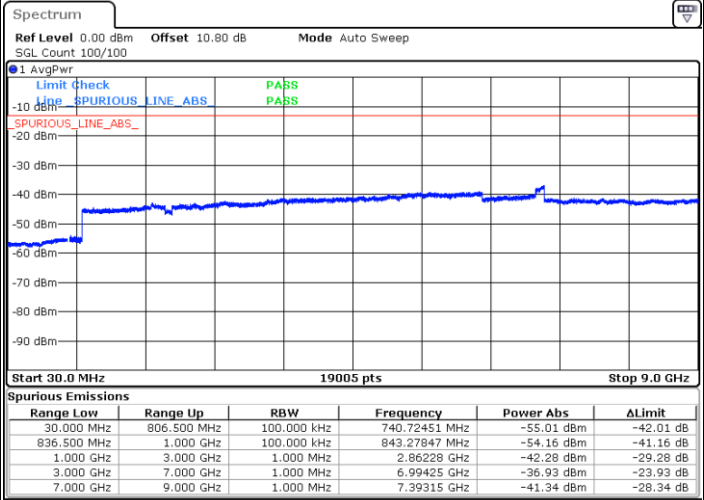
LTE Band 26 / 5MHz

Lowest Channel / QPSK

Lowest Channel / 16QAM



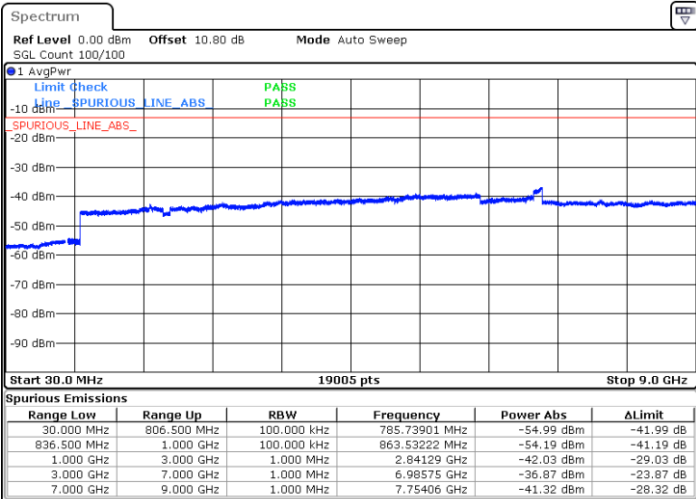
Date: 15.FEB.2020 04:05:50



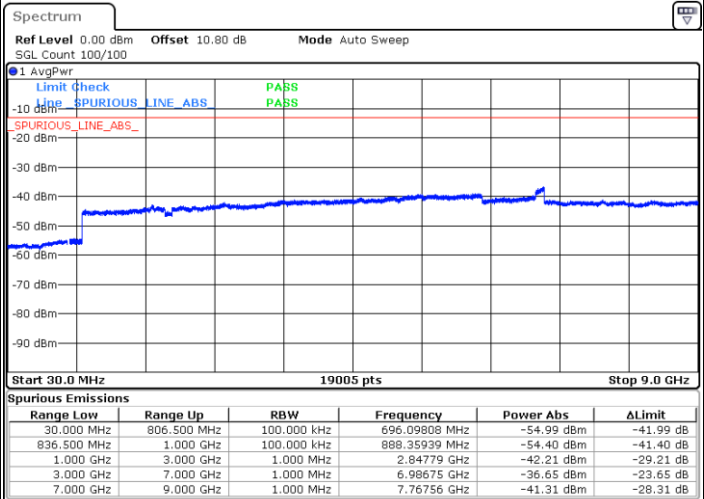
Date: 15.FEB.2020 04:06:56

Middle Channel / QPSK

Middle Channel / 16QAM



Date: 15.FEB.2020 04:08:59



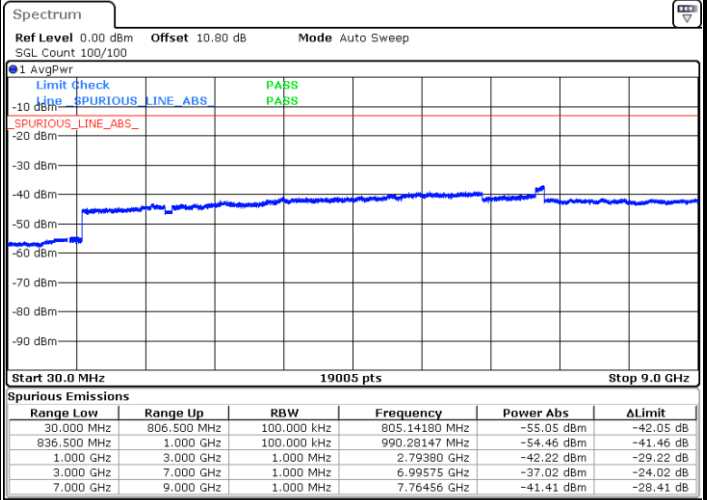
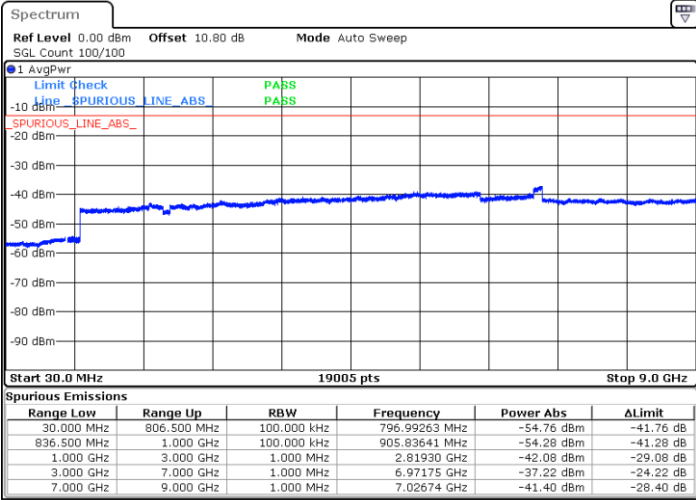
Date: 15.FEB.2020 04:10:06



LTE Band 26 / 5MHz

Highest Channel / QPSK

Highest Channel / 16QAM



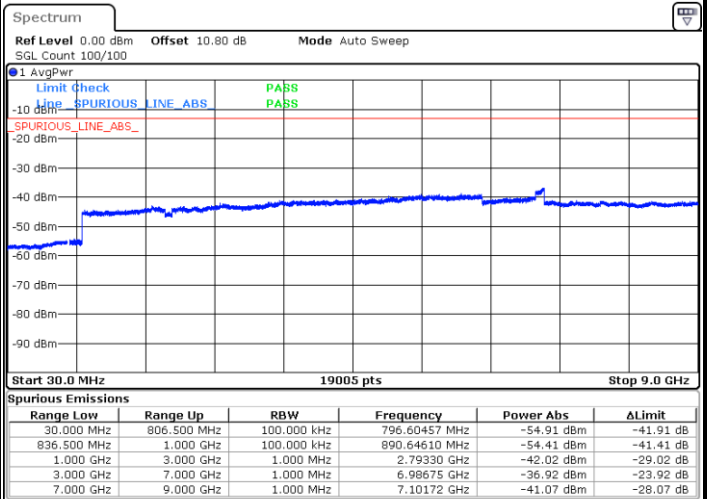
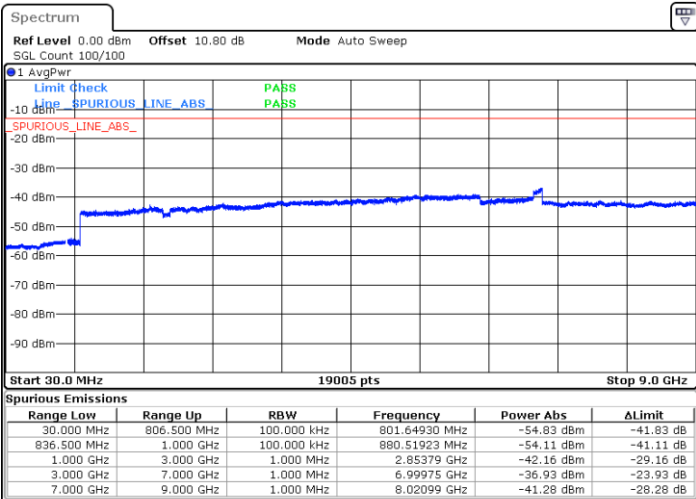
Date: 15.FEB.2020 04:12:08

Date: 15.FEB.2020 04:13:15

LTE Band 26 / 10MHz

Middle Channel / QPSK

Middle Channel / 16QAM



Date: 15.FEB.2020 04:15:19

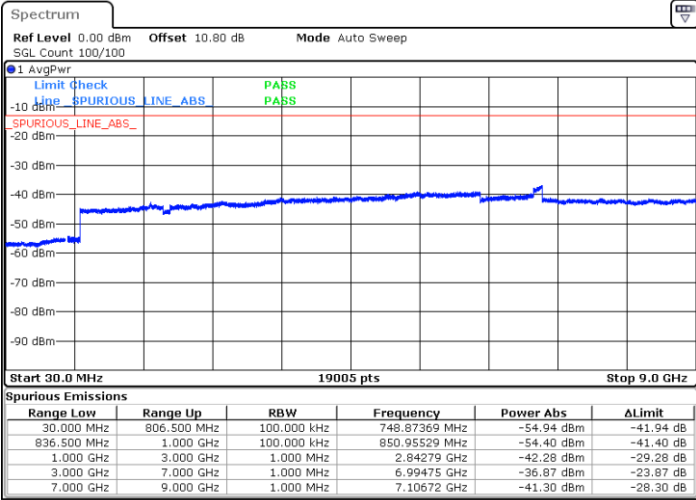
Date: 15.FEB.2020 04:16:25



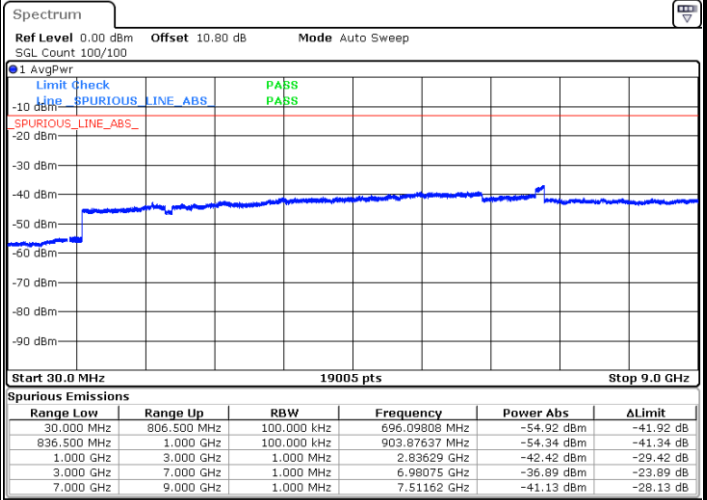
LTE Band 26 / 15MHz

Lowest Channel / QPSK

Lowest Channel / 16QAM



Date: 15.FEB.2020 04:18:29



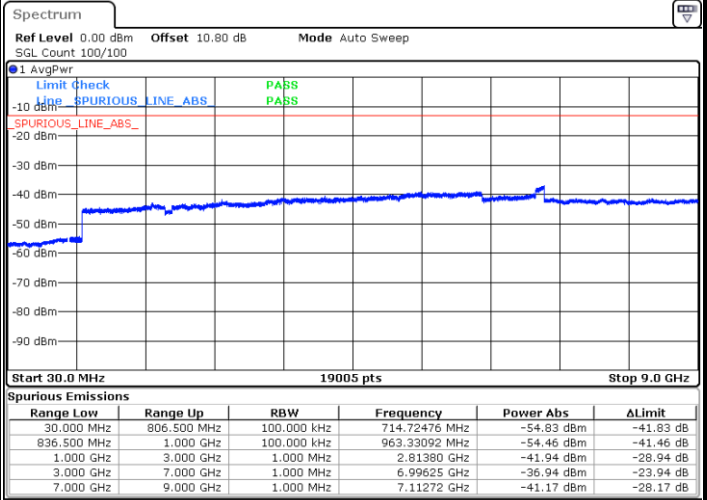
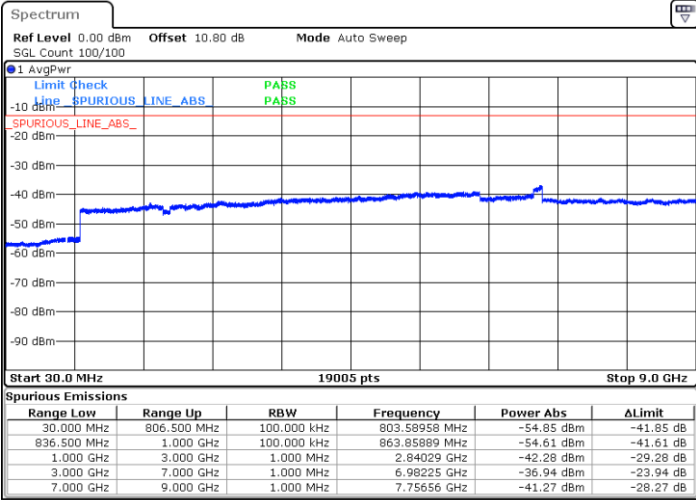
Date: 15.FEB.2020 04:19:36



LTE Band 26 / 1.4MHz

Lowest Channel / 64QAM

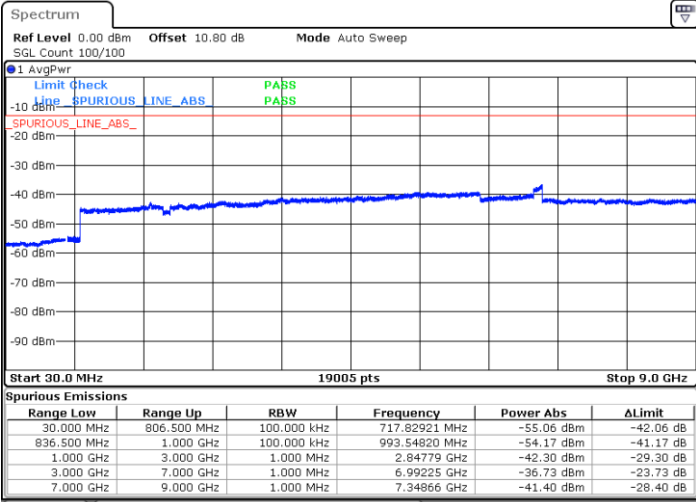
Middle Channel / 64QAM



Date: 15.FEB.2020 03:51:07

Date: 15.FEB.2020 03:52:41

Highest Channel / 64QAM



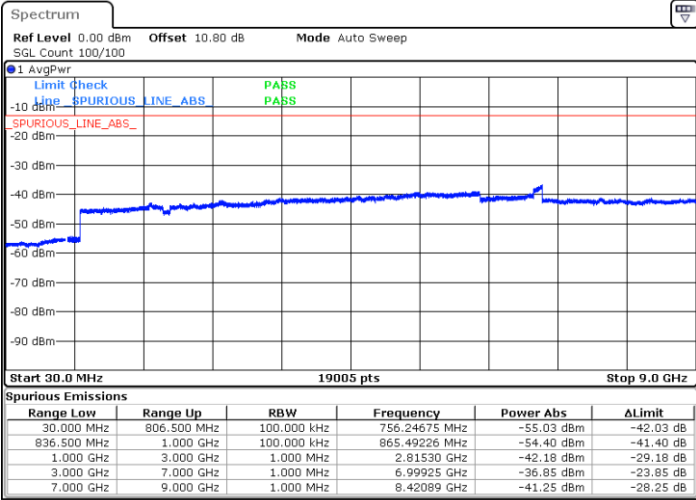
Date: 15.FEB.2020 03:54:16



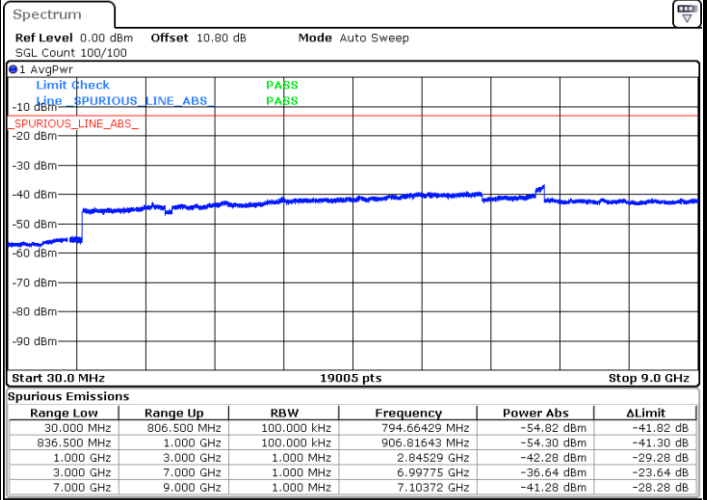
LTE Band 26 / 3MHz

Lowest Channel / 64QAM

Middle Channel / 64QAM

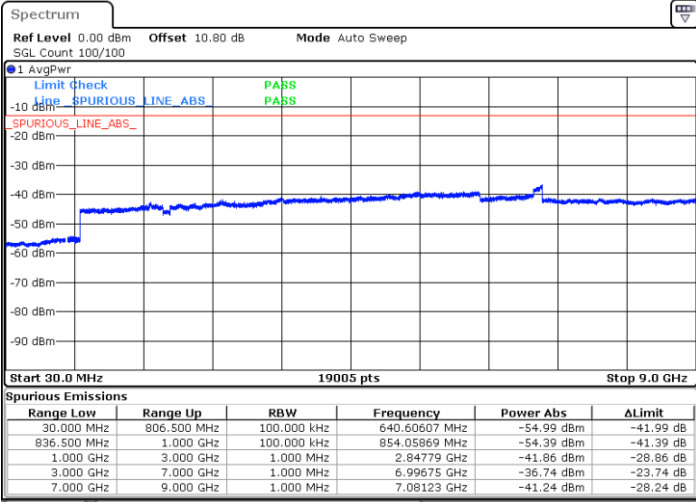


Date: 15.FEB.2020 03:36:11



Date: 15.FEB.2020 03:37:45

Highest Channel / 64QAM



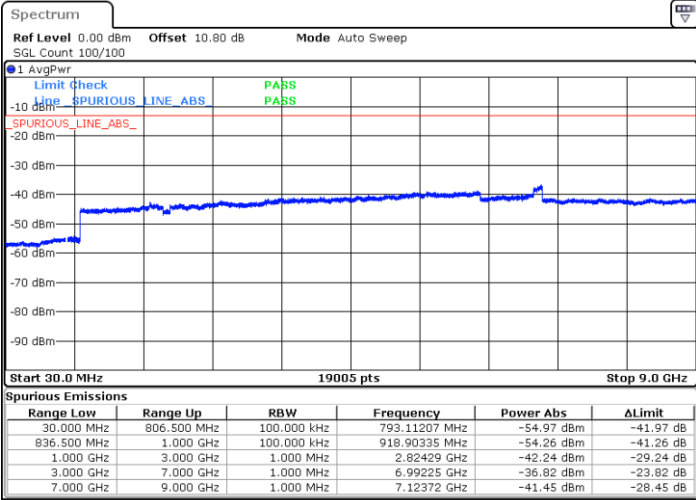
Date: 15.FEB.2020 03:39:20



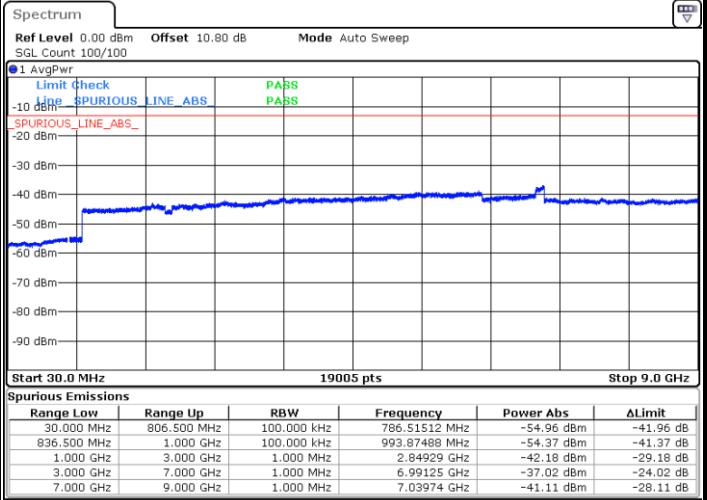
LTE Band 26 / 5MHz

Lowest Channel / 64QAM

Middle Channel / 64QAM

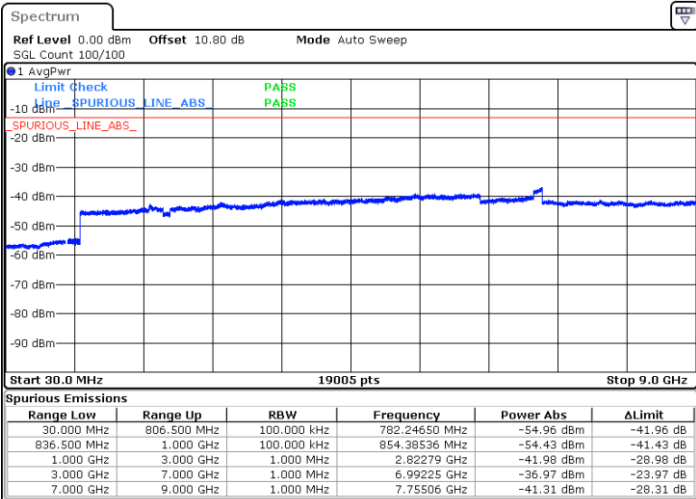


Date: 15.FEB.2020 03:40:56

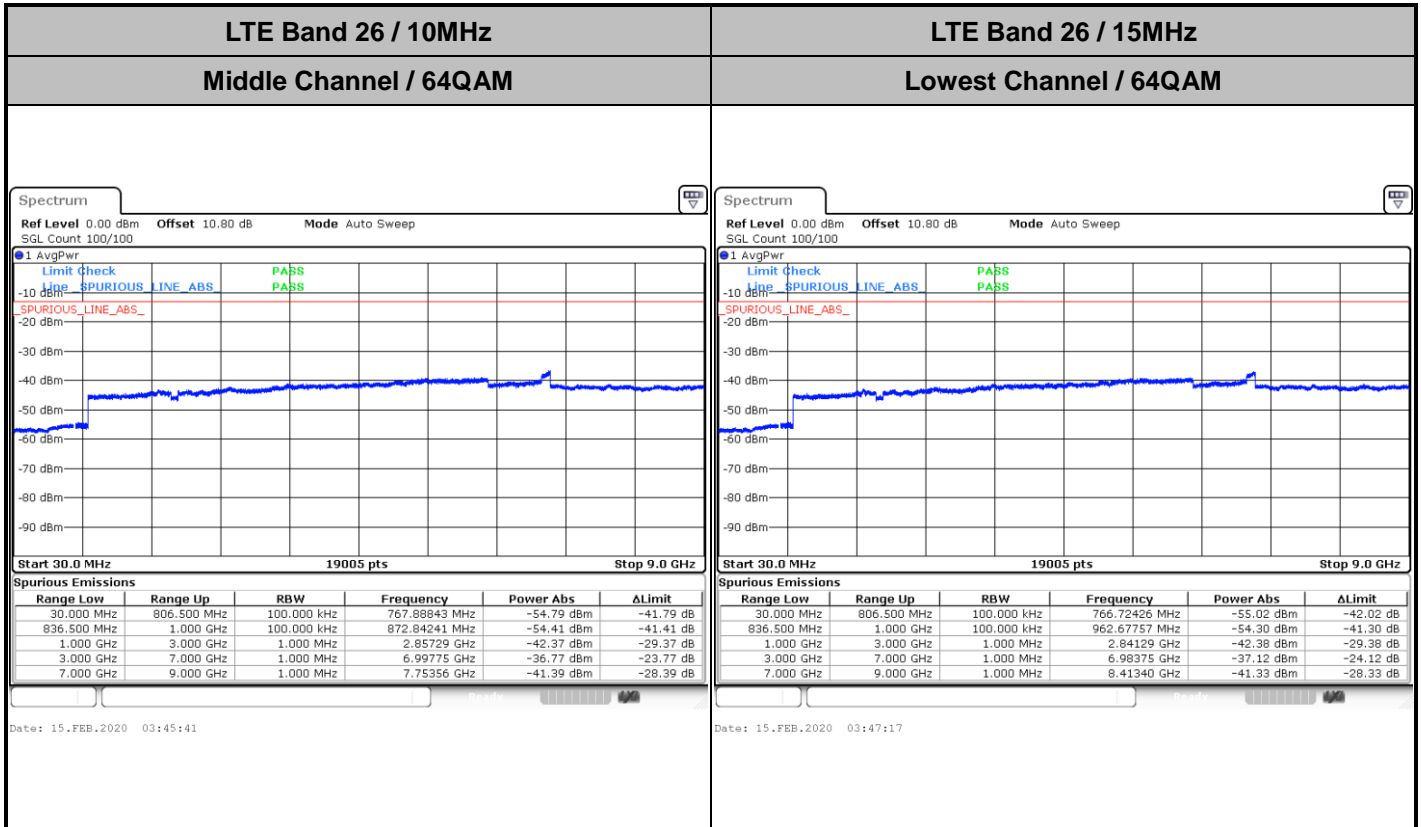


Date: 15.FEB.2020 03:42:30

Highest Channel / 64QAM



Date: 15.FEB.2020 03:44:05





Frequency Stability

Test Conditions		LTE Band 26 (QPSK) / Middle Channel	Limit
Temperature (°C)	Voltage (Volt)	BW 10MHz	Note 2.
		Deviation (ppm)	Result
50	Normal Voltage	0.0054	PASS
40	Normal Voltage	0.0032	
30	Normal Voltage	0.0100	
20(Ref.)	Normal Voltage	0.0000	
10	Normal Voltage	0.0193	
0	Normal Voltage	0.0092	
-10	Normal Voltage	0.0083	
-20	Normal Voltage	0.0203	
-30	Normal Voltage	0.0176	
20	Maximum Voltage	0.0068	
20	Normal Voltage	0.0000	
20	Battery End Point	0.0255	

Note:

1. Normal Voltage =3.8 V. ; Battery End Point (BEP) =3.4 V. ; Maximum Voltage =4.4 V.
2. The frequency fundamental emissions stay within the authorized frequency block.



Test Conditions		LTE Band 26 (QPSK) / Low Channel	Limit
Temperature (°C)	Voltage (Volt)	BW 15MHz	Note 2.
		Deviation (ppm)	Result
50	Normal Voltage	0.0203	PASS
40	Normal Voltage	0.0201	
30	Normal Voltage	0.0251	
20(Ref.)	Normal Voltage	0.0000	
10	Normal Voltage	0.0028	
0	Normal Voltage	0.0019	
-10	Normal Voltage	0.0022	
-20	Normal Voltage	0.0066	
-30	Normal Voltage	0.0240	
20	Maximum Voltage	0.0016	
20	Normal Voltage	0.0000	
20	Battery End Point	0.0065	

Note:

1. Normal Voltage =3.8 V. ; Battery End Point (BEP) =3.4 V. ; Maximum Voltage =4.4 V.
2. The frequency fundamental emissions stay within the authorized frequency block.



Appendix B. Test Results of ERP and Radiated Test

ERP

<Reporting Only>

LTE Band 26 / 15MHz (Channel 26765) (GT - LC = -1.33 dB)							
Channel	Mode	RB		Conducted		ERP	
		Size	Offset	Power (dBm)	Power (Watts)	ERP(dBm)	ERP(W)
Lowest	QPSK	36	39	23.22	0.2099	19.74	0.0942
Middle		-	-	-	-	-	-
Highest		-	-	-	-	-	-
Lowest	16QAM	1	0	23.51	0.2244	20.03	0.1007
Middle		-	-	-	-	-	-
Highest		-	-	-	-	-	-
Lowest	64QAM	1	74	22.92	0.1959	19.44	0.0879
Middle		-	-	-	-	-	-
Highest		-	-	-	-	-	-
Limit	ERP < 7W			Result		PASS	



Radiated Spurious Emission

LTE Band 26

LTE Band 26 / 5MHz / QPSK									
Channel	Frequency (MHz)	ERP (dBm)	Limit (dBm)	Over Limit (dB)	SPA Reading (dBm)	S.G. Power (dBm)	TX Cable loss (dB)	TX Antenna Gain (dBi)	Polarization (H/V)
Lowest	1629	-60.70	-13	-47.70	-74.13	-66.23	0.91	8.59	H
	2443	-45.28	-13	-32.28	-63.56	-52.61	1.14	10.62	H
	3257	-54.43	-13	-41.43	-74.67	-62.88	1.32	11.92	H
									H
									H
									H
	1629	-61.04	-13	-48.04	-74.01	-66.57	0.91	8.59	V
	2443	-45.29	-13	-32.29	-63.64	-52.62	1.14	10.62	V
	3257	-54.37	-13	-41.37	-75.1	-62.82	1.32	11.92	V
									V
									V
									V
Middle	1634	-60.75	-13	-47.75	-74.2	-66.29	0.92	8.61	H
	2451	-44.82	-13	-31.82	-63.12	-52.16	1.14	10.63	H
	3267	-54.68	-13	-41.68	-74.9	-63.15	1.32	11.94	H
									H
									H
									H
	1634	-60.67	-13	-47.67	-73.64	-66.21	0.92	8.61	V
	2451	-45.22	-13	-32.22	-63.61	-52.56	1.14	10.63	V
	3267	-54.06	-13	-41.06	-74.76	-62.53	1.32	11.94	V
									V
									V
									V



Highest	1639	-60.72	-13	-47.72	-74.17	-66.28	0.92	8.63	H
	2458	-43.47	-13	-30.47	-61.78	-50.82	1.14	10.64	H
	3277	-54.65	-13	-41.65	-74.85	-63.14	1.32	11.96	H
									H
									H
									H
									H
	1639	-61.33	-13	-48.33	-74.28	-66.89	0.92	8.63	V
	2458	-44.90	-13	-31.90	-63.32	-52.25	1.14	10.64	V
	3277	-54.39	-13	-41.39	-75.07	-62.88	1.32	11.96	V
									V
									V
									V
									V

Remark: Spurious emissions within 30-1000MHz were found more than 20dB below limit line.



LTE Band 26 / 10MHz / QPSK									
Channel	Frequency (MHz)	ERP (dBm)	Limit (dBm)	Over Limit (dB)	SPA Reading (dBm)	S.G. Power (dBm)	TX Cable loss (dB)	TX Antenna Gain (dBi)	Polarization (H/V)
Middle	1629	-60.45	-13	-47.45	-73.88	-65.98	0.91	8.59	H
	2444	-46.02	-13	-33.02	-64.3	-53.35	1.14	10.62	H
	3258	-54.04	-13	-41.04	-74.28	-62.49	1.32	11.92	H
									H
									H
									H
									H
	1629	-61.00	-13	-48.00	-73.97	-66.53	0.91	8.59	V
	2444	-44.53	-13	-31.53	-62.89	-51.86	1.14	10.62	V
	3258	-54.12	-13	-41.12	-74.84	-62.57	1.32	11.92	V
									V
									V
									V
									V

Remark: Spurious emissions within 30-1000MHz were found more than 20dB below limit line.



LTE Band 26 / 15MHz / QPSK									
Channel	Frequency (MHz)	ERP (dBm)	Limit (dBm)	Over Limit (dB)	SPA Reading (dBm)	S.G. Power (dBm)	TX Cable loss (dB)	TX Antenna Gain (dBi)	Polarization (H/V)
Middle	1630	-60.45	-13	-47.45	-73.87	-65.98	0.91	8.59	H
	2445	-44.64	-13	-31.64	-62.92	-51.98	1.14	10.62	H
	3259	-54.60	-13	-41.60	-74.83	-63.05	1.32	11.92	H
									H
									H
									H
									H
	1630	-61.11	-13	-48.11	-74.07	-66.64	0.91	8.59	V
	2445	-44.89	-13	-31.89	-63.25	-52.23	1.14	10.62	V
	3259	-54.33	-13	-41.33	-75.05	-62.78	1.32	11.92	V
									V
									V
									V
									V

Remark: Spurious emissions within 30-1000MHz were found more than 20dB below limit line.

—————THE END—————