



FCC RADIO TEST REPORT

FCC ID : IHDT56YU2
Equipment : Mobile Cellular Phone
Brand Name : Motorola
Model Name : XT2063-3
Applicant : Motorola Mobility, LLC
222 W Merchandise Mart Plaza, Suite 1800,
Chicago, IL 60654, United States
Manufacturer : Motorola Mobility, LLC
222 W Merchandise Mart Plaza, Suite 1800,
Chicago, IL 60654, United States
Standard : 47 CFR Part 2, 22(H), 24(E), 27(L)

The product was received on Jan. 30, 2020 and testing was started from Feb. 11, 2020 and completed on Feb. 13, 2020. We, SPORTON INTERNATIONAL INC. EMC & Wireless Communications Laboratory, would like to declare that the tested sample has been evaluated in accordance with the test procedures given in ANSI / TIA-603-E and has been in compliance with the applicable technical standards.

The report must not be used by the client to claim product certification, approval, or endorsement by TAF or any agency of government.

The test results in this report apply exclusively to the tested model / sample. Without written approval of SPORTON INTERNATIONAL INC. EMC & Wireless Communications Laboratory, the test report shall not be reproduced except in full.

Louis Wu

Approved by: Louis Wu

SPORTON INTERNATIONAL INC. EMC & Wireless Communications Laboratory

No. 52, Huaya 1st Rd., Guishan Dist., Taoyuan City, Taiwan (R.O.C.)



Table of Contents

History of this test report.....3

Summary of Test Result.....4

1 General Description5

 1.1 Product Feature of Equipment Under Test5

 1.2 Product Specification of Equipment Under Test7

 1.3 Modification of EUT7

 1.4 Maximum ERP/EIRP Power, Frequency Tolerance, and Emission Designator8

 1.5 Testing Location9

 1.6 Applicable Standards9

2 Test Configuration of Equipment Under Test10

 2.1 Test Mode.....10

 2.2 Connection Diagram of Test System11

 2.3 Support Unit used in test configuration12

 2.4 Measurement Results Explanation Example12

 2.5 Frequency List of Low/Middle/High Channels.....12

3 Conducted Test Result13

 3.1 Measuring Instruments.....13

 3.2 Conducted Output Power and ERP/EIRP14

 3.3 Peak-to-Average Ratio15

 3.4 99% Occupied Bandwidth and 26dB Bandwidth Measurement.....16

 3.5 Conducted Band Edge17

 3.6 Conducted Spurious Emission18

 3.7 Frequency Stability.....19

4 Radiated Test Items20

 4.1 Measuring Instruments.....20

 4.2 Test Setup20

 4.3 Test Result of Radiated Test.....20

 4.4 Field Strength of Spurious Radiation Measurement21

5 List of Measuring Equipment.....22

6 Uncertainty of Evaluation.....24

Appendix A. Test Results of Conducted Test

Appendix B. Test Results of ERP/EIRP and Radiated Test



Summary of Test Result

Report Clause	Ref Std. Clause	Test Items	Result (PASS/FAIL)	Remark
3.2	§2.1046	Conducted Output Power	Pass	-
	§22.913 (a)(2)	Effective Radiated Power (GSM850) (WCDMA Band V)		
	§24.232 (c)	Equivalent Isotropic Radiated Power (GSM1900) (WCDMA Band II)		
	§27.50 (d)(4)	Equivalent Isotropic Radiated Power (WCDMA Band IV)		
3.3	§24.232 (d)	Peak-to-Average Ratio	Pass	
3.4	§2.1049 §22.917 (b) §24.238 (b) §27.53 (g)	Occupied Bandwidth (GSM850) (WCDMA Band V) (GSM1900) (WCDMA Band II) (WCDMA Band IV)	Pass	-
3.5	§2.1051 §22.917 (a) §24.238 (a) §27.53 (g)	Band Edge Measurement (GSM850) (WCDMA Band V) (GSM1900) (WCDMA Band II) (WCDMA Band IV)	Pass	-
3.6	§2.1051 §22.917 (a) §24.238 (a) §27.53 (g)	Conducted Emission (GSM850) (WCDMA Band V) (GSM1900) (WCDMA Band II) (WCDMA Band IV)	Pass	-
3.7	§2.1055 §22.355 §24.235 §27.54	Frequency Stability Temperature & Voltage	Pass	-
4.4	§2.1053 §22.917 (a) §24.238 (a) §27.53 (h)	Field Strength of Spurious Radiation (GSM850) (WCDMA Band V) (GSM1900) (WCDMA Band II) (WCDMA Band IV)	Pass	Under limit 29.64 dB at 7403.000 MHz

Declaration of Conformity:
The test results with all measurement uncertainty excluded are presented in accordance with the regulation limits or requirements declared by manufacturers.
Comments and Explanations:
The declared of product specification for EUT presented in the report are provided by the manufacturer, and the manufacturer takes all the responsibilities for the accuracy of product specification.

Reviewed by: Wii Chang

Report Producer: Ann Lee



1 General Description

1.1 Product Feature of Equipment Under Test

Product Feature	
Equipment	Mobile Cellular Phone
Brand Name	Motorola
Model Name	XT2063-3
FCC ID	IHDT56YU2
IMEI Code	Conducted: IMEI 1: 353585110016535 IMEI 2: 353585110016543 Radiation: IMEI 1: 353585110016733 IMEI 2: 353585110016741
EUT supports Radios application	GSM/EGPRS/WCDMA/HSPA/LTE/5G NR/GNSS/NFC/FM WLAN 11b/g/n HT20 WLAN 11a/n HT20/HT40 WLAN 11ac VHT20/VHT40/VHT80 Bluetooth BR/EDR/LE
HW Version	DVT2
EUT Stage	Identical Prototype

Remark: The above EUT's information was declared by manufacturer.

Accessory List	
AC Adapter 1	Brand Name : Motorola
	Model Name : SC-51
	Manufacturer : Chenyang
	Manufacturer : Chenyang
AC Adapter 2	Brand Name : Motorola
	Model Name : SC-51
	Manufacturer : Acbel
AC Adapter 3	Brand Name : Motorola
	Model Name : SC-57
	Manufacturer : Salom
AC Adapter 4	Brand Name : Motorola
	Model Name : SC-57
	Manufacturer : Flex/Salom
AC Adapter 5	Brand Name : Motorola
	Model Name : SC-57
	Manufacturer : Cliptech/Tenpao



Accessory List	
Battery	Brand Name : Motorola
	Model Name : LR50
	Manufacturer : ATL
Earphone 1	Brand Name : Motorola
	Model Name : SH38C37773
	Manufacturer : Lianyun
Earphone 2	Brand Name : Motorola
	Model Name : SH38C44959
	Manufacturer : Cosonic
USB Cable 1	Brand Name : Motorola
	Model Name : SC18C24367
	Manufacturer : Saibao
USB Cable 2	Brand Name : Motorola
	Model Name : Luxshare
	Manufacturer : SC18C24368
USB Cable 3	Brand Name : Motorola
	Model Name : SC18C28955
	Manufacturer : I SHENG

1.2 Product Specification of Equipment Under Test

Standards-related Product Specification	
Tx Frequency	GSM: GSM850: 824.2 MHz ~ 848.8 MHz GSM1900: 1850.2 MHz ~ 1909.8 MHz WCDMA: Band V: 1852.4 MHz ~ 1907.6 MHz Band II: 1852.4 MHz ~ 1907.6 MHz Band IV: 1712.4 MHz ~ 1752.6 MHz
Rx Frequency	GSM: GSM850: 869.2 MHz ~ 893.8 MHz GSM1900: 1930.2 MHz ~ 1989.8 MHz WCDMA: Band V: 1932.4 MHz ~ 1987.6 MHz Band II: 871.4 MHz ~ 891.6 MHz Band IV: 2112.4 MHz ~ 2152.6 MHz
Maximum Output Power to Antenna	GSM: GSM850: 31.91 dBm GSM1900: 29.68 dBm WCDMA: Band V: 23.36 dBm Band II: 23.94 dBm Band IV: 23.92 dBm
Antenna Type	Fixed Internal Antenna
Antenna Gain	Cellular Band: -1.33 dBi PCS Band: 1.32 dBi AWS Band: 1.03 dBi
Type of Modulation	GSM / GPRS: GMSK EGPRS: GMSK for MCS 0 ~ 4 & 8PSK for MCS5 ~9 WCDMA: QPSK (Uplink) HSDPA: 64QAM (Downlink) / HSUPA : QPSK (Uplink)

1.3 Modification of EUT

No modifications are made to the EUT during all test items.



1.4 Maximum ERP/EIRP Power, Frequency Tolerance, and Emission Designator

FCC Rule	Frequency Range (MHz)	System	Type of Modulation	Maximum ERP/EIRP (W)	Frequency Tolerance (ppm)	Emission Designator
Part 22	824.2 ~848.8	GSM850 GPRS class 8	GMSK	0.6966	0.0048 ppm	248KGXW
Part 22	824.2 ~848.8	GSM850 EDGE class 8	8PSK	0.1722	0.0096 ppm	237KG7W
Part 22	826.4 ~846.6	WCDMA Band V RMC 12.2Kbps	QPSK	0.0973	0.0143 ppm	4M16F9W
Part 24	1850.2 ~1909.8	GSM1900 GPRS class 8	GMSK	1.2589	0.0250 ppm	244KGXW
Part 24	1850.2 ~1909.8	GSM1900 EDGE class 8	8PSK	0.4634	0.0335 ppm	246KG7W
Part 24	1852.4 ~1907.6	WCDMA Band II RMC 12.2Kbps	QPSK	0.3357	0.0037 ppm	4M15F9W
Part 27	1712.4 ~ 1752.6	WCDMA Band IV RMC 12.2Kbps	QPSK	0.3126	0.0081 ppm	4M15F9W



1.5 Testing Location

Test Site	SPORTON INTERNATIONAL INC. EMC & Wireless Communications Laboratory
Test Site Location	No.52, Huaya 1st Rd., Guishan Dist., Taoyuan City, Taiwan (R.O.C.) TEL: +886-3-327-3456 FAX: +886-3-328-4978
Test Site No.	Sporton Site No. TH03-HY
Test Engineer	Louis Chung
Temperature	21-24°C
Relative Humidity	51-55%

Note: The test site complies with ANSI C63.4 2014 requirement.

Test Site	SPORTON INTERNATIONAL INC. EMC & Wireless Communications Laboratory
Test Site Location	No.58, Aly. 75, Ln. 564, Wenhua 3rd, Rd., Guishan Dist., Taoyuan City, Taiwan (R.O.C.) TEL: +886-3-327-0868 FAX: +886-3-327-0855
Test Site No.	Sporton Site No. 03CH12-HY
Test Engineer	Jack Cheng, Lance Chiang, and Chuan Chu
Temperature	22.3~25.3°C
Relative Humidity	55.7~61.9%

Note: The test site complies with ANSI C63.4 2014 requirement.

FCC Designation No.: TW1190 and TW0007

1.6 Applicable Standards

According to the specifications of the manufacturer, the EUT must comply with the requirements of the following standards:

- ♦ ANSI C63.26-2015
- ♦ ANSI / TIA-603-E
- ♦ 47 CFR Part 2, 22(H), 24(E), 27(L)
- ♦ FCC KDB 971168 D01 Power Meas. License Digital Systems v03r01
- ♦ FCC KDB 412172 D01 Determining ERP and EIRP v01r01

Remark:

1. All test items were verified and recorded according to the standards and without any deviation during the test.
2. This EUT has also been tested and complied with the requirements of FCC Part 15, Subpart B, recorded in a separate test report.



2 Test Configuration of Equipment Under Test

2.1 Test Mode

Antenna port conducted and radiated test items were performed according to KDB 971168 D01 Power Meas. License Digital Systems v03r01 with maximum output power.

For radiated measurement, pre-scanned in three orthogonal panels, X, Y, Z. The worst cases (Y plane) were recorded in this report.

Radiated emissions were investigated as following frequency range:

1. 30 MHz to 9000 MHz for GSM850 and WCDMA Band V
2. 30 MHz to 18000 MHz for WCDMA Band IV
3. 30 MHz to 19100 MHz for GSM1900 and WCDMA Band II

All modes and data rates and positions were investigated.

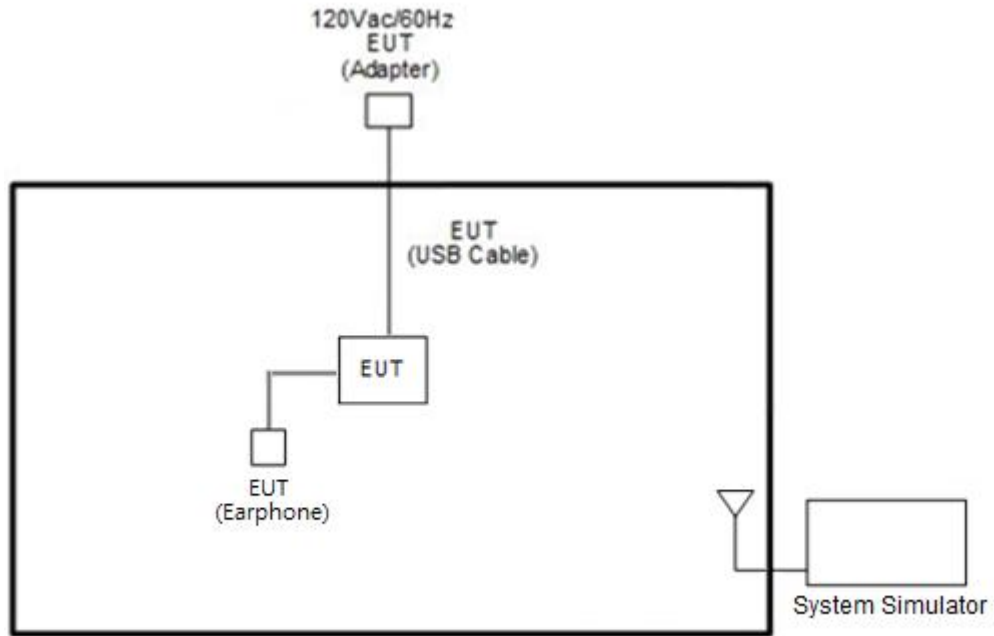
Test modes are chosen to be reported as the worst case configuration below:

Test Modes		
Band	Radiated TCs	Conducted TCs
GSM850	<ul style="list-style-type: none"> ■ GPRS Class 8 Link ■ EDGE Class 8 Link 	<ul style="list-style-type: none"> ■ GPRS Class 8 Link ■ EDGE Class 8 Link
GSM1900	<ul style="list-style-type: none"> ■ GPRS Class 8 Link ■ EDGE Class 8 Link 	<ul style="list-style-type: none"> ■ GPRS Class 8 Link ■ EDGE Class 8 Link
WCDMA Band V	<ul style="list-style-type: none"> ■ RMC 12.2Kbps Link 	<ul style="list-style-type: none"> ■ RMC 12.2Kbps Link
WCDMA Band II	<ul style="list-style-type: none"> ■ RMC 12.2Kbps Link 	<ul style="list-style-type: none"> ■ RMC 12.2Kbps Link
WCDMA Band IV	<ul style="list-style-type: none"> ■ RMC 12.2Kbps Link 	<ul style="list-style-type: none"> ■ RMC 12.2Kbps Link

Remark: All the radiated test cases were performed with Adapter 1, Earphone 1 and USB Cable 1.

2.2 Connection Diagram of Test System

<EUT with Accessory>



<EUT without Accessory>





2.3 Support Unit used in test configuration

Item	Equipment	Trade Name	Model No.	FCC ID	Data Cable	Power Cord
1.	System Simulator	R&S	CMU 200	N/A	N/A	Unshielded, 1.8 m

2.4 Measurement Results Explanation Example

For all conducted test items:

The offset level is set in the spectrum analyzer to compensate the RF cable loss and attenuator factor between RF conducted output port and spectrum analyzer. With the offset compensation, the spectrum analyzer reading level will be exactly the RF output level.

The spectrum analyzer offset is derived from RF cable loss and attenuator factor.

$$\text{Offset} = \text{RF cable loss} + \text{attenuator factor}.$$

The following shows an offset computation example with RF cable loss 4.2 dB and a 10dB attenuator.

Example:

$$\begin{aligned} \text{Offset(dB)} &= \text{RF cable loss(dB)} + \text{attenuator factor(dB)} \\ &= 4.2 + 10 = 14.2 \text{ (dB)} \end{aligned}$$

2.5 Frequency List of Low/Middle/High Channels

Frequency List				
Band	Channel/Frequency(MHz)	Lowest	Middle	Highest
GSM850	Channel	128	189	251
	Frequency	824.2	836.4	848.8
WCDMA Band V	Channel	4132	4182	4233
	Frequency	826.4	836.4	846.6
GSM1900	Channel	512	661	810
	Frequency	1850.2	1880.0	1909.8
WCDMA Band II	Channel	9262	9400	9538
	Frequency	1852.4	1880.0	1907.6
WCDMA Band IV	Channel	1312	1413	1513
	Frequency	1712.4	1732.6	1752.6

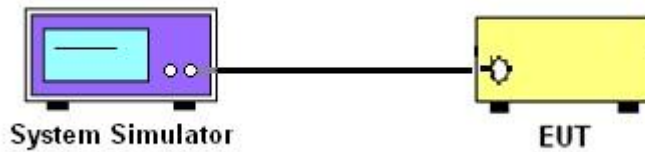
3 Conducted Test Result

3.1 Measuring Instruments

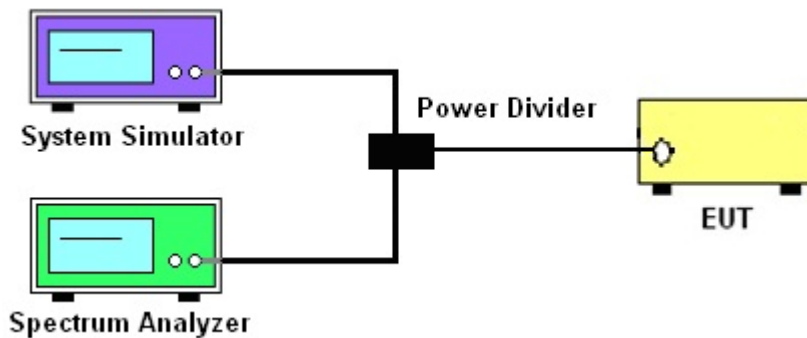
See list of measuring instruments of this test report.

3.1.1 Test Setup

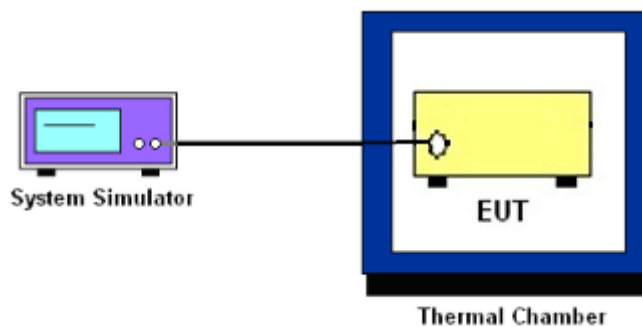
3.1.2 Conducted Output Power



3.1.3 Peak-to-Average Ratio, Occupied Bandwidth, Conducted Band-Edge and Conducted Spurious Emission



3.1.4 Frequency Stability



3.1.5 Test Result of Conducted Test

Please refer to Appendix A.



3.2 Conducted Output Power and ERP/EIRP

3.2.1 Description of the Conducted Output Power and ERP/EIRP

A system simulator was used to establish communication with the EUT. Its parameters were set to enforce EUT transmitting at the maximum power. The measured power in the radio frequency on the transmitter output terminals shall be reported.

The ERP of mobile transmitters must not exceed 7 Watts for GSM850 and WCDMA Band V

The EIRP of mobile transmitters must not exceed 2 Watts for GSM1900 and WCDMA Band II

The EIRP of mobile transmitters must not exceed 1 Watts for WCDMA Band IV

According to KDB 412172 D01 Power Approach,

$EIRP = P_T + G_T - L_C$, $ERP = EIRP - 2.15$, where

P_T = transmitter output power in dBm

G_T = gain of the transmitting antenna in dBi

L_C = signal attenuation in the connecting cable between the transmitter and antenna in dB

3.2.2 Test Procedures

1. The transmitter output port was connected to the system simulator.
2. Set EUT at maximum power through system simulator.
3. Select lowest, middle, and highest channels for each band and different modulation.
4. Measure the maximum burst average power for GSM and maximum average power for other modulation signal.



3.3 Peak-to-Average Ratio

3.3.1 Description of the PAR Measurement

The peak-to-average ratio (PAR) of the transmission may not exceed 13 dB.

3.3.2 Test Procedures

The testing follows ANSI C63.26-2015 Section 5.2.6

1. The EUT was connected to spectrum analyzer and system simulator via a power divider.
2. Set EUT to transmit at maximum output power.
3. When the duty cycle is less than 98%, then signal gating will be implemented on the spectrum analyzer by triggering from the system simulator.
4. Set the CCDF (Complementary Cumulative Distribution Function) option of the spectrum analyzer.
5. Record the maximum PAPR level associated with a probability of 0.1%.



3.4 99% Occupied Bandwidth and 26dB Bandwidth Measurement

3.4.1 Description of 99% Occupied Bandwidth and 26dB Bandwidth Measurement

The occupied bandwidth is the width of a frequency band such that, below the lower and above the upper frequency limits, the mean powers emitted are each equal to a specified percentage 0.5% of the total mean transmitted power.

The 26 dB emission bandwidth is defined as the frequency range between two points, one above and one below the carrier frequency, at which the spectral density of the emission is attenuated 26 dB below the maximum in-band spectral density of the modulated signal. Spectral density (power per unit bandwidth) is to be measured with a detector of resolution bandwidth equal to approximately 1.0% of the emission bandwidth.

3.4.2 Test Procedures

The testing follows ANSI C63.26-2015 Section 5.4.3 (26dB) and Section 5.4.4 (99OB)

1. The EUT was connected to spectrum analyzer and system simulator via a power divider.
2. The spectrum analyzer center frequency is set to the nominal EUT channel center frequency. The span range for the spectrum analyzer shall be between two and five times the anticipated OBW.
3. The nominal resolution bandwidth (RBW) shall be in the range of 1 to 5 % of the anticipated OBW, and the VBW shall be at least 3 times the RBW.
4. Set the detection mode to peak, and the trace mode to max hold.
5. Determine the reference value: Set the EUT to transmit a modulated signal. Allow the trace to stabilize. Set the spectrum analyzer marker to the highest level of the displayed trace.
(this is the reference value)
6. Determine the “-26 dB down amplitude” as equal to (Reference Value – X).
7. Place two markers, one at the lowest and the other at the highest frequency of the envelope of the spectral display such that each marker is at or slightly below the “-X dB down amplitude” determined in step 6. If a marker is below this “-X dB down amplitude” value it shall be placed as close as possible to this value. The OBW is the positive frequency difference between the two markers.
8. Use the 99 % power bandwidth function of the spectrum analyzer and report the measured bandwidth.



3.5 Conducted Band Edge

3.5.1 Description of Conducted Band Edge Measurement

The power of any emission outside of the authorized operating frequency ranges must be lower than the transmitter power (P) by a factor of at least $43 + 10 \log (P)$ dB.

3.5.2 Test Procedures

The testing follows FCC KDB 971168 D01 v03r01 Section 6.1.

1. The EUT was connected to the spectrum analyzer and system simulator via a power divider.
2. The RF output of EUT was connected to the spectrum analyzer by an RF cable and attenuator. The path loss was compensated to the results for each measurement.
3. The band edges of low and high channels for the highest RF powers were measured.
4. The RF fundamental frequency should be excluded against the limit line in the operating frequency band.
5. The limit line is derived from $43 + 10\log(P)$ dB below the transmitter power P(Watts)



3.6 Conducted Spurious Emission

3.6.1 Description of Conducted Spurious Emission Measurement

The power of any emission outside of the authorized operating frequency ranges must be lower than the transmitter power (P) by a factor of at least $43 + 10 \log (P)$ dB.

It is measured by means of a calibrated spectrum analyzer and scanned from 30 MHz up to a frequency including its 10th harmonic.

3.6.2 Test Procedures

The testing follows FCC KDB 971168 D01 v03r01 Section 6.1.

1. The EUT was connected to the spectrum analyzer and system simulator via a power divider.
2. The RF output of EUT was connected to the spectrum analyzer by an RF cable and attenuator. The path loss was compensated to the results for each measurement.
3. The middle channel for the highest RF power within the transmitting frequency was measured.
4. The conducted spurious emission for the whole frequency range was taken.
5. The RF fundamental frequency should be excluded against the limit line in the operating frequency band.
6. The limit line is derived from $43 + 10\log(P)$ dB below the transmitter power P(Watts)



3.7 Frequency Stability

3.7.1 Description of Frequency Stability Measurement

22.355

The frequency stability shall be measured by variation of ambient temperature and variation of primary supply voltage to ensure that the fundamental emission stays within the authorized frequency block. The frequency stability of the transmitter shall be maintained within $\pm 0.00025\%$ ($\pm 2.5\text{ppm}$) of the center frequency.

24.235 & 27.54

The frequency stability shall be sufficient to ensure that the fundamental emission stays within the authorized frequency block.

3.7.2 Test Procedures for Temperature Variation

The testing follows FCC KDB 971168 D01 v03r01 Section 9.0.

1. The EUT was set up in the thermal chamber and connected with the system simulator.
2. With power OFF, the temperature was decreased to -30°C and the EUT was stabilized before testing. Power was applied and the maximum change in frequency was recorded within one minute.
3. With power OFF, the temperature was raised in 10°C steps up to 50°C . The EUT was stabilized at each step for at least half an hour. Power was applied and the maximum frequency change was recorded within one minute.

3.7.3 Test Procedures for Voltage Variation

The testing follows FCC KDB 971168 D01 v03r01 Section 9.0.

1. The EUT was placed in a temperature chamber at $20\pm 5^{\circ}\text{C}$ and connected with the system simulator.
2. The power supply voltage to the EUT was varied from 85% to 115% of the nominal value measured at the input to the EUT.
3. The variation in frequency was measured for the worst case.

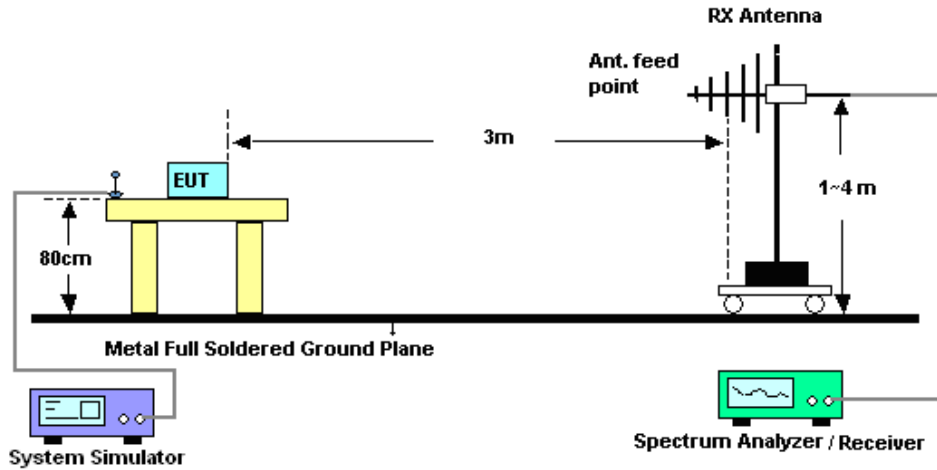
4 Radiated Test Items

4.1 Measuring Instruments

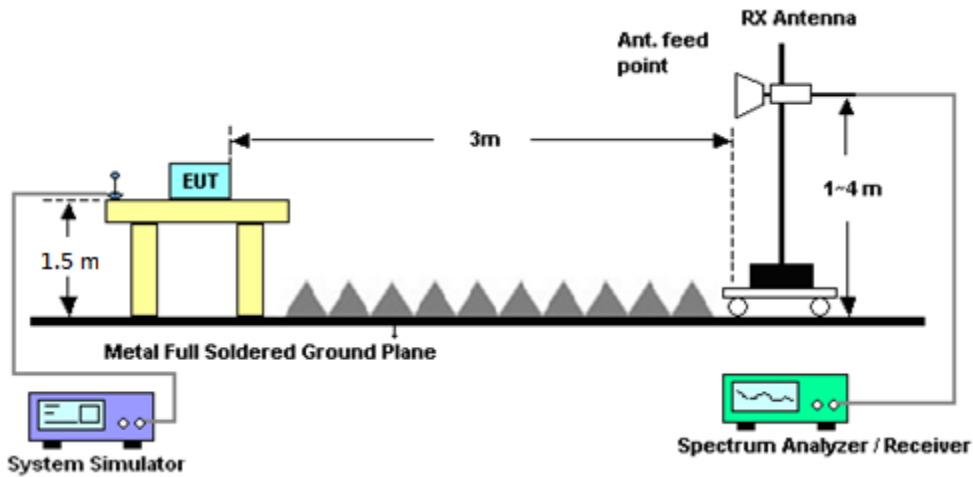
See list of measuring instruments of this test report.

4.2 Test Setup

For radiated test from 30MHz to 1GHz



For radiated test above 1GHz



4.3 Test Result of Radiated Test

Please refer to Appendix B.



4.4 Field Strength of Spurious Radiation Measurement

4.4.1 Description of Field Strength of Spurious Radiated Measurement

The power of any emission outside of the authorized operating frequency ranges must be attenuated below the transmitter power (P) by a factor of at least $43 + 10 \log (P)$ dB. The spectrum is scanned from 30 MHz up to a frequency including its 10th harmonic.

4.4.2 Test Procedures

The testing follows FCC KDB 971168 D01 v03r01 Section 7 and ANSI / TIA-603-E Section 2.2.12.

1. The EUT was placed on a rotatable wooden table 0.8 meters for frequency below 1GHz and 1.5 meter for frequency above 1GHz above the ground.
2. The EUT was set 3 meters from the receiving antenna, which was mounted on the antenna tower.
3. The table was rotated 360 degrees to determine the position of the highest spurious emission.
4. The height of the receiving antenna is varied between one meter and four meters to search for the maximum spurious emission for both horizontal and vertical polarizations.
5. Make the measurement with the spectrum analyzer's RBW = 1MHz, VBW = 3MHz, taking record of maximum spurious emission.
6. A horn antenna was substituted in place of the EUT and was driven by a signal generator.
7. Tune the output power of signal generator to the same emission level with EUT maximum spurious emission.
8. Taking the record of output power at antenna port.
9. Repeat step 7 to step 8 for another polarization.
10. $EIRP (dBm) = S.G. Power - Tx Cable Loss + Tx Antenna Gain$
11. $ERP (dBm) = EIRP - 2.15$
12. The RF fundamental frequency should be excluded against the limit line in the operating frequency band.
13. The limit line is derived from $43 + 10\log(P)$ dB below the transmitter power P(Watts)



5 List of Measuring Equipment

Instrument	Manufacturer	Model No.	Serial No.	Characteristics	Calibration Date	Test Date	Due Date	Remark
Loop Antenna	Rohde & Schwarz	HFH2-Z2	100315	9 kHz~30 MHz	Dec. 26, 2019	Feb. 11, 2020~ Feb. 13, 2020	Dec. 25, 2020	Radiation (03CH12-HY)
Bilog Antenna	TESEQ	CBL 6111D & 00800N1D01 N-06	37059 & 01	30MHz~1GHz	Oct. 12, 2019	Feb. 11, 2020~ Feb. 13, 2020	Oct 11, 2020	Radiation (03CH12-HY)
Horn Antenna	SCHWARZBE CK	BBHA 9120D	9120D-132 8	1GHz ~ 18GHz	Nov. 14, 2019	Feb. 11, 2020~ Feb. 13, 2020	Nov. 13, 2020	Radiation (03CH12-HY)
SHF-EHF Horn Antenna	SCHWARZBE CK	BBHA 9170	BBHA9170 584	18GHz ~ 40GHz	Dec. 10, 2019	Feb. 11, 2020~ Feb. 13, 2020	Dec. 09, 2020	Radiation (03CH12-HY)
Preamplifier	COM-POWER	PA-103	161075	10MHz~1GHz	Mar. 25, 2019	Feb. 11, 2020~ Feb. 13, 2020	Mar. 24, 2020	Radiation (03CH12-HY)
Preamplifier	Jet-Power	JPA00101800 -30-10P	160118000 2	1GHz~18GHz	Aug. 01, 2019	Feb. 11, 2020~ Feb. 13, 2020	Jul. 31, 2020	Radiation (03CH12-HY)
Preamplifier	EMEC	EM18G40G	060715	18GHz ~ 40GHz	Dec. 13, 2019	Feb. 11, 2020~ Feb. 13, 2020	Dec. 12, 2020	Radiation (03CH12-HY)
Preamplifier	Agilent	8449B	3008A023 75	1GHz~26.5GHz	May 27, 2019	Feb. 11, 2020~ Feb. 13, 2020	May 26, 2020	Radiation (03CH12-HY)
Spectrum Analyzer	Keysight	N9010A	MY553705 26	10Hz~44GHz	Mar. 19, 2019	Feb. 11, 2020~ Feb. 13, 2020	Mar. 18, 2020	Radiation (03CH12-HY)
Signal Generator	Rohde & Schwarz	SMB100A	101107	100kHz~40GHz	Aug. 27, 2019	Feb. 11, 2020~ Feb. 13, 2020	Aug. 26, 2020	Radiation (03CH12-HY)
Hygrometer	TECPEL	DTM-303B	TP161243	N/A	May 11, 2019	Feb. 11, 2020~ Feb. 13, 2020	May 10, 2020	Radiation (03CH12-HY)
RF Cable	HUBER + SUHNER	SUCOFLEX 126E	0058/126E	30M-18G	Mar. 13, 2019	Feb. 11, 2020~ Feb. 13, 2020	Mar. 12, 2020	Radiation (03CH12-HY)
RF Cable	HUBER + SUHNER	SUCOFLEX 102	505134/2	30M~40GHz	Feb. 26, 2019	Feb. 11, 2020~ Feb. 13, 2020	Feb. 25, 2020	Radiation (03CH12-HY)
RF Cable	HUBER + SUHNER	SUCOFLEX 102	800740/2	30M~40GHz	Feb. 26, 2019	Feb. 11, 2020~ Feb. 13, 2020	Feb. 25, 2020	Radiation (03CH12-HY)
Controller	EMEC	EM1000	N/A	Control Turn table & Ant Mast	N/A	Feb. 11, 2020~ Feb. 13, 2020	N/A	Radiation (03CH12-HY)
Antenna Mast	EMEC	AM-BS-4500- B	N/A	1m~4m	N/A	Feb. 11, 2020~ Feb. 13, 2020	N/A	Radiation (03CH12-HY)
Turn Table	EMEC	TT2000	N/A	0~360 Degree	N/A	Feb. 11, 2020~ Feb. 13, 2020	N/A	Radiation (03CH12-HY)
Software	Audix	E3 6.2009-8-24	RK-00098 9	N/A	N/A	Feb. 11, 2020~ Feb. 13, 2020	N/A	Radiation (03CH12-HY)



Instrument	Manufacturer	Model No.	Serial No.	Characteristics	Calibration Date	Test Date	Due Date	Remark
EMI Test Receiver	Agilent	N9038A (MXE)	MY532900 45	20MHz~8.4GHz	Jan. 18, 2020	Feb. 11, 2020~ Feb. 13, 2020	Jan. 17, 2021	Radiation (03CH12-HY)
Notch Filter	Wainwright	WRCG1710/1 755-1690/177 5-45/7SS	SN2	AWS Band	Nov. 05, 2019	Feb. 11, 2020~ Feb. 13, 2020	Nov. 04, 2020	Radiation (03CH12-HY)
Notch Filter	Wainwright	WRCT2500/2 570-10/40-10 SSK	SN1 R	LTE Band 7	Aug. 22, 2019	Feb. 11, 2020~ Feb. 13, 2020	Aug. 21, 2020	Radiation (03CH12-HY)
Filter	Wainwright	WLKS1200-1 2SS	SN2	1.2GHz Low Pass	Mar. 22, 2019	Feb. 11, 2020~ Feb. 13, 2020	Mar. 21, 2020	Radiation (03CH12-HY)
Filter	Wainwright	WHKX12-108 0-1200-1500-60ST	SN1	1.2G High Pass	Mar. 19, 2019	Feb. 11, 2020~ Feb. 13, 2020	Mar. 18, 2020	Radiation (03CH12-HY)
Filter	Wainwright	WHKX12-270 0-3000-18000 -60ST	SN2	3G High Pass	Jul. 15, 2019	Feb. 11, 2020~ Feb. 13, 2020	Jul. 14, 2020	Radiation (03CH12-HY)
Hygrometer	Testo	608-H1	34893241	N/A	Mar. 06, 2019	Feb. 12, 2020	Mar. 05, 2020	Conducted (TH03-HY)
Spectrum Analyzer	Rohde & Schwarz	FSP30	101329	9kHz~30GHz	Sep. 04, 2019	Feb. 12, 2020	Sep. 03, 2020	Conducted (TH03-HY)
Temperature Chamber	ESPEC	SU-641	92013721	-30°C ~70°C	Nov. 26, 2019	Feb. 12, 2020	Nov. 25, 2020	Conducted (TH03-HY)
Programmable Power Supply	GW Instek	PSS-2005	EL890001	1V~20V 0.5A~4A	Oct. 09, 2019	Feb. 12, 2020	Oct. 08, 2020	Conducted (TH03-HY)
Base Station(Measure)	Rohde & Schwarz	CMU200	117995	GSM / GPRS / WCDMA / CDMA	Aug. 23, 2019	Feb. 12, 2020	Aug. 22, 2020	Conducted (TH03-HY)
Power Divider	Warison	WCOU-0.4-26 .5S-20	#A	N/A	Nov. 06, 2019	Feb. 12, 2020	Nov. 05, 2020	Conducted (TH03-HY)



6 Uncertainty of Evaluation

Uncertainty of Radiated Emission Measurement (30 MHz ~ 1000 MHz)

Measuring Uncertainty for a Level of Confidence of 95% ($U = 2Uc(y)$)	3.24
-------------------------------------------------------------------------	------

Uncertainty of Radiated Emission Measurement (1 GHz ~ 18 GHz)

Measuring Uncertainty for a Level of Confidence of 95% ($U = 2Uc(y)$)	3.62
-------------------------------------------------------------------------	------

Uncertainty of Radiated Emission Measurement (18 GHz ~ 40 GHz)

Measuring Uncertainty for a Level of Confidence of 95% ($U = 2Uc(y)$)	4.06
-------------------------------------------------------------------------	------



Appendix A. Test Results of Conducted Test

Conducted Output Power(Average power)

Conducted Power (*Unit: dBm)						
Band	GSM850			GSM1900		
Channel	128	189	251	512	661	810
Frequency	824.2	836.4	848.8	1850.2	1880	1909.8
GSM	31.69	31.91	31.77	29.34	29.68	29.49
GPRS class 8	31.68	31.91	31.76	29.33	29.68	29.48
GPRS class 10	28.51	28.77	28.87	26.27	26.68	26.32
GPRS class 11	27.35	27.50	27.71	25.11	25.55	25.16
GPRS class 12	25.60	25.74	25.62	23.30	23.47	23.34
EGPRS class 8	25.68	25.84	25.84	24.89	25.34	25.12
EGPRS class 10	23.17	23.44	23.25	22.75	23.19	22.81
EGPRS class 11	22.09	22.37	22.17	21.64	22.08	21.70
EGPRS class 12	20.18	20.35	20.32	19.76	20.02	20.04

Conducted Power (*Unit: dBm)						
Band	WCDMA Band V			WCDMA Band II		
Channel	4132	4182	4233	9262	9400	9538
Frequency	826.4	836.4	846.6	1852.4	1880	1907.6
RMC 12.2K	23.33	23.36	23.32	23.94	23.89	23.90
HSDPA Subtest-1	22.32	22.41	22.37	22.96	22.93	22.95
HSDPA Subtest-2	22.34	22.45	22.40	22.97	22.95	22.98
HSDPA Subtest-3	21.84	21.90	21.91	22.44	22.47	22.46
HSDPA Subtest-4	21.85	21.92	21.92	22.41	22.43	22.46
HSUPA Subtest-1	22.36	22.45	22.39	22.95	22.92	22.93
HSUPA Subtest-2	20.38	20.42	20.41	20.94	20.94	20.97
HSUPA Subtest-3	21.36	21.44	21.44	21.95	21.90	21.94
HSUPA Subtest-4	20.39	20.41	20.43	20.98	20.98	20.96
HSUPA Subtest-5	22.40	22.40	22.40	22.90	23.00	23.00



Conducted Power (*Unit: dBm)			
Band	WCDMA Band IV		
Channel	1312	1413	1513
Frequency	1712.4	1732.6	1752.6
RMC 12.2K	23.91	23.92	23.87
HSDPA Subtest-1	22.92	22.87	22.84
HSDPA Subtest-2	22.86	22.84	22.85
HSDPA Subtest-3	22.38	22.35	22.33
HSDPA Subtest-4	22.40	22.35	22.33
HSUPA Subtest-1	22.85	22.81	22.77
HSUPA Subtest-2	20.85	20.79	20.80
HSUPA Subtest-3	21.87	21.87	21.83
HSUPA Subtest-4	20.84	20.85	20.79
HSUPA Subtest-5	22.90	22.80	22.80

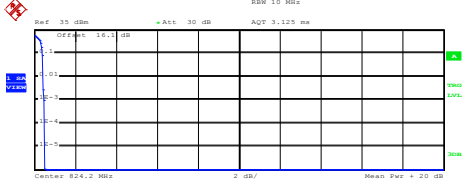
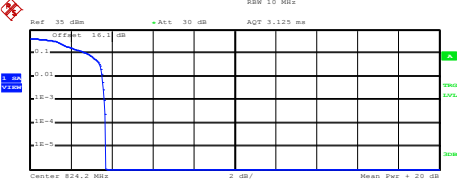
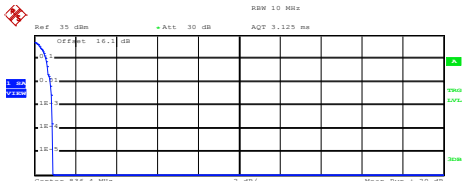
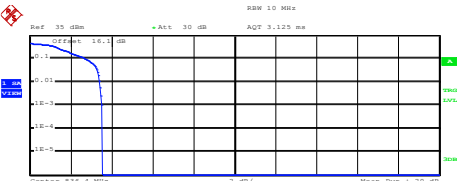
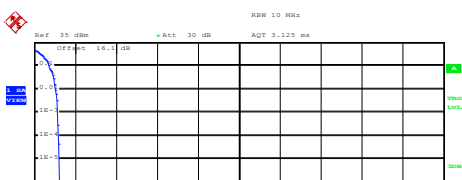



A2. GSM

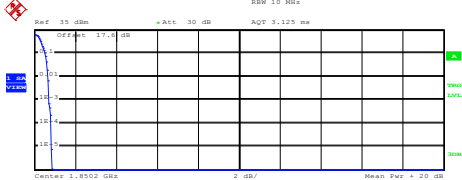
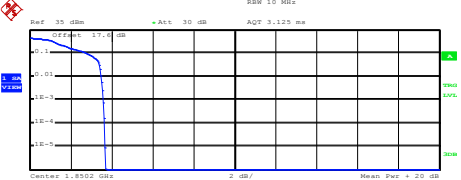
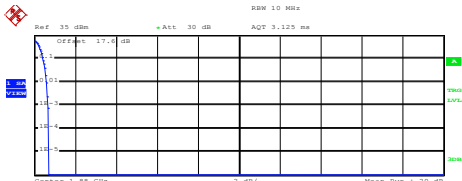
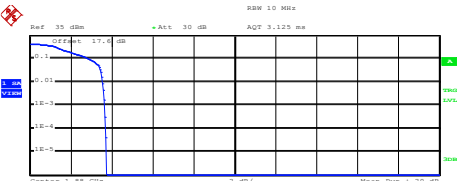
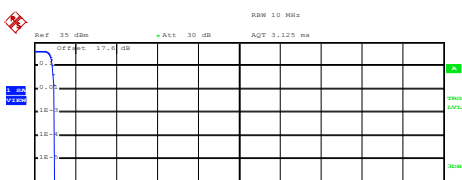

Peak-to-Average Ratio

Mode	GSM850		Limit: 13dB
Mod.	GPRS class 8	EDGE class 8	Result
Lowest CH	0.48	3.64	PASS
Middle CH	0.88	3.52	
Highest CH	1.16	3.40	
Mode	GSM1900		Limit: 13dB
Mod.	GPRS class 8	EDGE class 8	Result
Lowest CH	0.72	3.60	PASS
Middle CH	0.68	3.68	
Highest CH	1.00	3.80	



GSM850 (GPRS class 8)	GSM850 (EDGE class 8)																
<p align="center">Lowest Channel</p>  <p>Center: 824.2 MHz 2 dB/ Mean Pwr: +20 dB</p> <p>Complementary Cumulative Distribution Function (100000 samples) Trace 1 Mean 31.55 dBm Peak 32.05 dBm Crest 0.50 dB</p> <table border="1"> <tr><td>10 %</td><td>0.40 dB</td></tr> <tr><td>1 %</td><td>0.44 dB</td></tr> <tr><td>.1 %</td><td>0.48 dB</td></tr> <tr><td>.01 %</td><td>0.52 dB</td></tr> </table> <p>Date: 12.FEB.2020 11:45:11</p>	10 %	0.40 dB	1 %	0.44 dB	.1 %	0.48 dB	.01 %	0.52 dB	<p align="center">Lowest Channel</p>  <p>Center: 824.2 MHz 2 dB/ Mean Pwr: +20 dB</p> <p>Complementary Cumulative Distribution Function (100000 samples) Trace 1 Mean 25.54 dBm Peak 29.23 dBm Crest 3.69 dB</p> <table border="1"> <tr><td>10 %</td><td>2.80 dB</td></tr> <tr><td>1 %</td><td>3.52 dB</td></tr> <tr><td>.1 %</td><td>3.64 dB</td></tr> <tr><td>.01 %</td><td>3.72 dB</td></tr> </table> <p>Date: 12.FEB.2020 12:20:11</p>	10 %	2.80 dB	1 %	3.52 dB	.1 %	3.64 dB	.01 %	3.72 dB
10 %	0.40 dB																
1 %	0.44 dB																
.1 %	0.48 dB																
.01 %	0.52 dB																
10 %	2.80 dB																
1 %	3.52 dB																
.1 %	3.64 dB																
.01 %	3.72 dB																
<p align="center">Middle Channel</p>  <p>Center: 836.4 MHz 2 dB/ Mean Pwr: +20 dB</p> <p>Complementary Cumulative Distribution Function (100000 samples) Trace 1 Mean 31.67 dBm Peak 32.55 dBm Crest 0.88 dB</p> <table border="1"> <tr><td>10 %</td><td>0.56 dB</td></tr> <tr><td>1 %</td><td>0.80 dB</td></tr> <tr><td>.1 %</td><td>0.88 dB</td></tr> <tr><td>.01 %</td><td>0.88 dB</td></tr> </table> <p>Date: 12.FEB.2020 11:45:31</p>	10 %	0.56 dB	1 %	0.80 dB	.1 %	0.88 dB	.01 %	0.88 dB	<p align="center">Middle Channel</p>  <p>Center: 836.4 MHz 2 dB/ Mean Pwr: +20 dB</p> <p>Complementary Cumulative Distribution Function (100000 samples) Trace 1 Mean 25.89 dBm Peak 29.44 dBm Crest 3.55 dB</p> <table border="1"> <tr><td>10 %</td><td>2.76 dB</td></tr> <tr><td>1 %</td><td>3.40 dB</td></tr> <tr><td>.1 %</td><td>3.52 dB</td></tr> <tr><td>.01 %</td><td>3.56 dB</td></tr> </table> <p>Date: 12.FEB.2020 12:20:28</p>	10 %	2.76 dB	1 %	3.40 dB	.1 %	3.52 dB	.01 %	3.56 dB
10 %	0.56 dB																
1 %	0.80 dB																
.1 %	0.88 dB																
.01 %	0.88 dB																
10 %	2.76 dB																
1 %	3.40 dB																
.1 %	3.52 dB																
.01 %	3.56 dB																
<p align="center">Highest Channel</p>  <p>Center: 848.8 MHz 2 dB/ Mean Pwr: +20 dB</p> <p>Complementary Cumulative Distribution Function (100000 samples) Trace 1 Mean 32.23 dBm Peak 33.46 dBm Crest 1.23 dB</p> <table border="1"> <tr><td>10 %</td><td>0.72 dB</td></tr> <tr><td>1 %</td><td>1.04 dB</td></tr> <tr><td>.1 %</td><td>1.16 dB</td></tr> <tr><td>.01 %</td><td>1.20 dB</td></tr> </table> <p>Date: 12.FEB.2020 11:45:48</p>	10 %	0.72 dB	1 %	1.04 dB	.1 %	1.16 dB	.01 %	1.20 dB	<p align="center">Highest Channel</p>  <p>Center: 848.8 MHz 2 dB/ Mean Pwr: +20 dB</p> <p>Complementary Cumulative Distribution Function (100000 samples) Trace 1 Mean 25.88 dBm Peak 29.37 dBm Crest 3.49 dB</p> <table border="1"> <tr><td>10 %</td><td>2.72 dB</td></tr> <tr><td>1 %</td><td>3.32 dB</td></tr> <tr><td>.1 %</td><td>3.40 dB</td></tr> <tr><td>.01 %</td><td>3.44 dB</td></tr> </table> <p>Date: 12.FEB.2020 12:20:44</p>	10 %	2.72 dB	1 %	3.32 dB	.1 %	3.40 dB	.01 %	3.44 dB
10 %	0.72 dB																
1 %	1.04 dB																
.1 %	1.16 dB																
.01 %	1.20 dB																
10 %	2.72 dB																
1 %	3.32 dB																
.1 %	3.40 dB																
.01 %	3.44 dB																



GSM1900 (GPRS class 8)	GSM1900 (EDGE class 8)																												
<p align="center">Lowest Channel</p>  <p>Complementary Cumulative Distribution Function (100000 samples) Trace 1</p> <table border="1"> <tr><td>Mean</td><td>27.76 dBm</td></tr> <tr><td>Peak</td><td>28.60 dBm</td></tr> <tr><td>Crest</td><td>0.84 dB</td></tr> </table> <table border="1"> <tr><td>10 %</td><td>0.52 dB</td></tr> <tr><td>1 %</td><td>0.68 dB</td></tr> <tr><td>.1 %</td><td>0.72 dB</td></tr> <tr><td>.01 %</td><td>0.84 dB</td></tr> </table> <p>Date: 12.FEB.2020 11:26:56</p>	Mean	27.76 dBm	Peak	28.60 dBm	Crest	0.84 dB	10 %	0.52 dB	1 %	0.68 dB	.1 %	0.72 dB	.01 %	0.84 dB	<p align="center">Lowest Channel</p>  <p>Complementary Cumulative Distribution Function (100000 samples) Trace 1</p> <table border="1"> <tr><td>Mean</td><td>24.21 dBm</td></tr> <tr><td>Peak</td><td>27.89 dBm</td></tr> <tr><td>Crest</td><td>3.67 dB</td></tr> </table> <table border="1"> <tr><td>10 %</td><td>2.84 dB</td></tr> <tr><td>1 %</td><td>3.48 dB</td></tr> <tr><td>.1 %</td><td>3.60 dB</td></tr> <tr><td>.01 %</td><td>3.64 dB</td></tr> </table> <p>Date: 12.FEB.2020 12:05:38</p>	Mean	24.21 dBm	Peak	27.89 dBm	Crest	3.67 dB	10 %	2.84 dB	1 %	3.48 dB	.1 %	3.60 dB	.01 %	3.64 dB
Mean	27.76 dBm																												
Peak	28.60 dBm																												
Crest	0.84 dB																												
10 %	0.52 dB																												
1 %	0.68 dB																												
.1 %	0.72 dB																												
.01 %	0.84 dB																												
Mean	24.21 dBm																												
Peak	27.89 dBm																												
Crest	3.67 dB																												
10 %	2.84 dB																												
1 %	3.48 dB																												
.1 %	3.60 dB																												
.01 %	3.64 dB																												
<p align="center">Middle Channel</p>  <p>Complementary Cumulative Distribution Function (100000 samples) Trace 1</p> <table border="1"> <tr><td>Mean</td><td>27.61 dBm</td></tr> <tr><td>Peak</td><td>28.31 dBm</td></tr> <tr><td>Crest</td><td>0.70 dB</td></tr> </table> <table border="1"> <tr><td>10 %</td><td>0.44 dB</td></tr> <tr><td>1 %</td><td>0.60 dB</td></tr> <tr><td>.1 %</td><td>0.68 dB</td></tr> <tr><td>.01 %</td><td>0.72 dB</td></tr> </table> <p>Date: 12.FEB.2020 11:27:13</p>	Mean	27.61 dBm	Peak	28.31 dBm	Crest	0.70 dB	10 %	0.44 dB	1 %	0.60 dB	.1 %	0.68 dB	.01 %	0.72 dB	<p align="center">Middle Channel</p>  <p>Complementary Cumulative Distribution Function (100000 samples) Trace 1</p> <table border="1"> <tr><td>Mean</td><td>24.42 dBm</td></tr> <tr><td>Peak</td><td>28.17 dBm</td></tr> <tr><td>Crest</td><td>3.75 dB</td></tr> </table> <table border="1"> <tr><td>10 %</td><td>2.92 dB</td></tr> <tr><td>1 %</td><td>3.56 dB</td></tr> <tr><td>.1 %</td><td>3.68 dB</td></tr> <tr><td>.01 %</td><td>3.72 dB</td></tr> </table> <p>Date: 12.FEB.2020 12:06:01</p>	Mean	24.42 dBm	Peak	28.17 dBm	Crest	3.75 dB	10 %	2.92 dB	1 %	3.56 dB	.1 %	3.68 dB	.01 %	3.72 dB
Mean	27.61 dBm																												
Peak	28.31 dBm																												
Crest	0.70 dB																												
10 %	0.44 dB																												
1 %	0.60 dB																												
.1 %	0.68 dB																												
.01 %	0.72 dB																												
Mean	24.42 dBm																												
Peak	28.17 dBm																												
Crest	3.75 dB																												
10 %	2.92 dB																												
1 %	3.56 dB																												
.1 %	3.68 dB																												
.01 %	3.72 dB																												
<p align="center">Highest Channel</p>  <p>Complementary Cumulative Distribution Function (100000 samples) Trace 1</p> <table border="1"> <tr><td>Mean</td><td>27.97 dBm</td></tr> <tr><td>Peak</td><td>28.95 dBm</td></tr> <tr><td>Crest</td><td>0.98 dB</td></tr> </table> <table border="1"> <tr><td>10 %</td><td>0.88 dB</td></tr> <tr><td>1 %</td><td>0.96 dB</td></tr> <tr><td>.1 %</td><td>1.00 dB</td></tr> <tr><td>.01 %</td><td>1.00 dB</td></tr> </table> <p>Date: 12.FEB.2020 11:27:33</p>	Mean	27.97 dBm	Peak	28.95 dBm	Crest	0.98 dB	10 %	0.88 dB	1 %	0.96 dB	.1 %	1.00 dB	.01 %	1.00 dB	<p align="center">Highest Channel</p>  <p>Complementary Cumulative Distribution Function (100000 samples) Trace 1</p> <table border="1"> <tr><td>Mean</td><td>24.36 dBm</td></tr> <tr><td>Peak</td><td>28.17 dBm</td></tr> <tr><td>Crest</td><td>3.81 dB</td></tr> </table> <table border="1"> <tr><td>10 %</td><td>2.92 dB</td></tr> <tr><td>1 %</td><td>3.68 dB</td></tr> <tr><td>.1 %</td><td>3.80 dB</td></tr> <tr><td>.01 %</td><td>3.84 dB</td></tr> </table> <p>Date: 12.FEB.2020 12:06:17</p>	Mean	24.36 dBm	Peak	28.17 dBm	Crest	3.81 dB	10 %	2.92 dB	1 %	3.68 dB	.1 %	3.80 dB	.01 %	3.84 dB
Mean	27.97 dBm																												
Peak	28.95 dBm																												
Crest	0.98 dB																												
10 %	0.88 dB																												
1 %	0.96 dB																												
.1 %	1.00 dB																												
.01 %	1.00 dB																												
Mean	24.36 dBm																												
Peak	28.17 dBm																												
Crest	3.81 dB																												
10 %	2.92 dB																												
1 %	3.68 dB																												
.1 %	3.80 dB																												
.01 %	3.84 dB																												

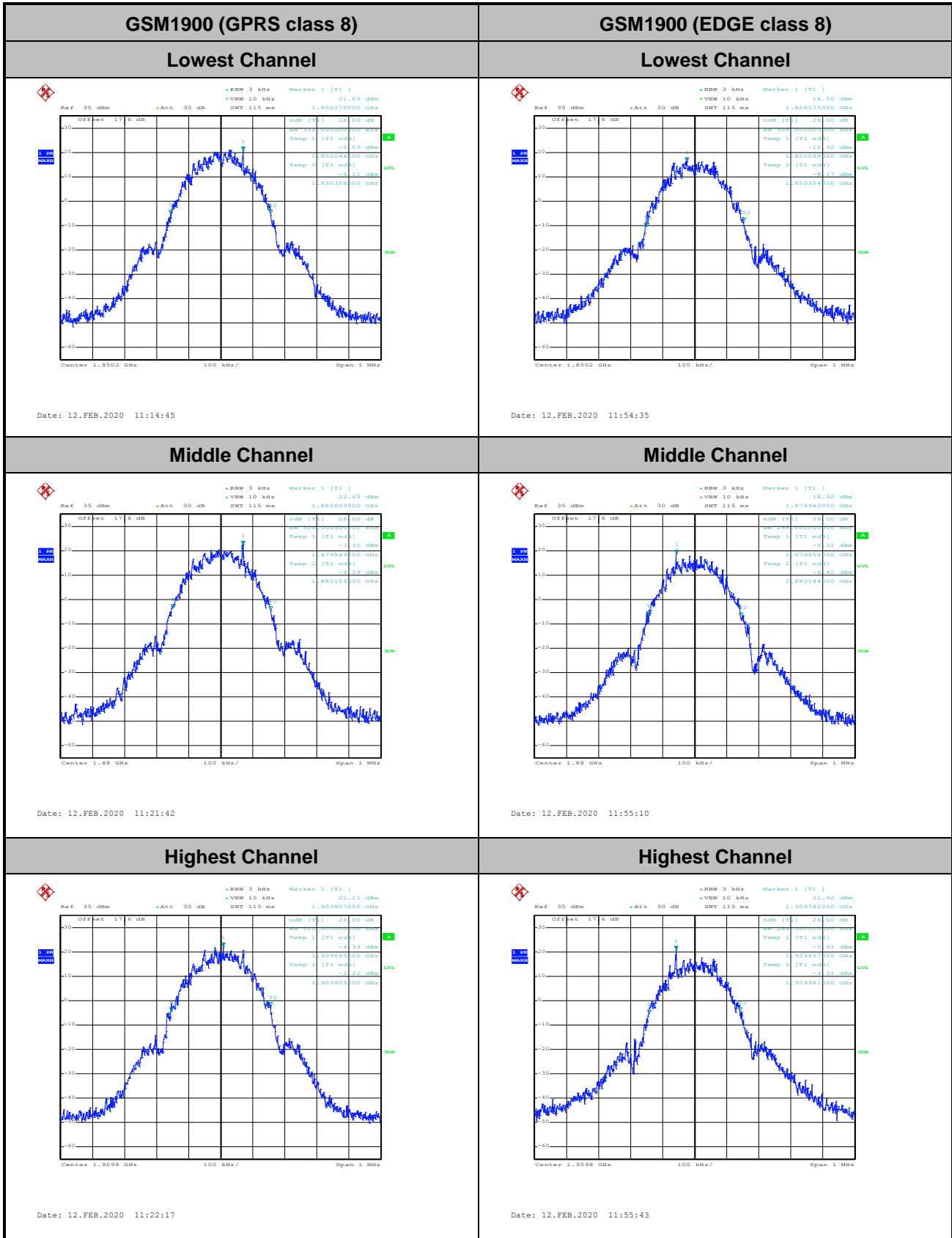


26dB Bandwidth

Mode	GSM850: 26dB BW(MHz)	
Mod.	GPRS class 8	EDGE class 8
Lowest CH	0.313	0.289
Middle CH	0.307	0.295
Highest CH	0.312	0.285
Mode	GSM1900 26dB BW(MHz)	
Mod.	GPRS class 8	EDGE class 8
Lowest CH	0.312	0.306
Middle CH	0.306	0.288
Highest CH	0.310	0.284



GSM850 (GPRS class 8)	GSM850 (EDGE class 8)
<p style="text-align: center;">Lowest Channel</p> <p>Date: 12.FEB.2020 11:36:39</p>	<p style="text-align: center;">Lowest Channel</p> <p>Date: 12.FEB.2020 12:07:37</p>
<p style="text-align: center;">Middle Channel</p> <p>Date: 12.FEB.2020 11:37:18</p>	<p style="text-align: center;">Middle Channel</p> <p>Date: 12.FEB.2020 12:08:11</p>
<p style="text-align: center;">Highest Channel</p> <p>Date: 12.FEB.2020 11:38:01</p>	<p style="text-align: center;">Highest Channel</p> <p>Date: 12.FEB.2020 12:08:49</p>

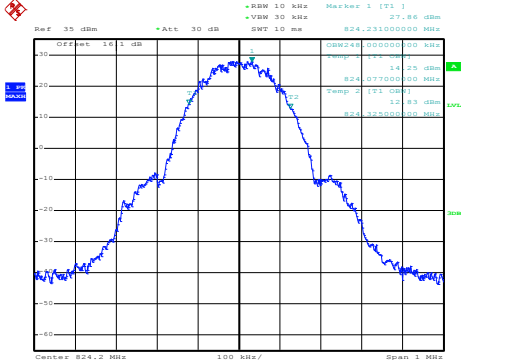
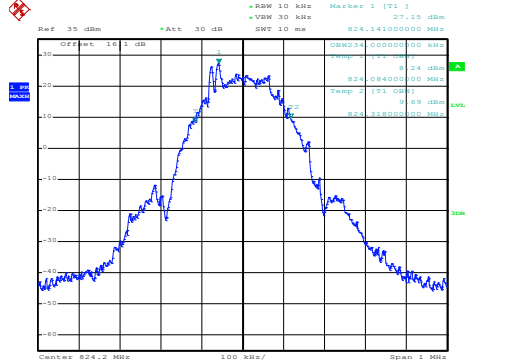
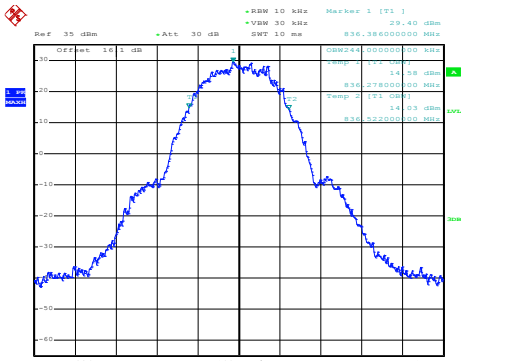
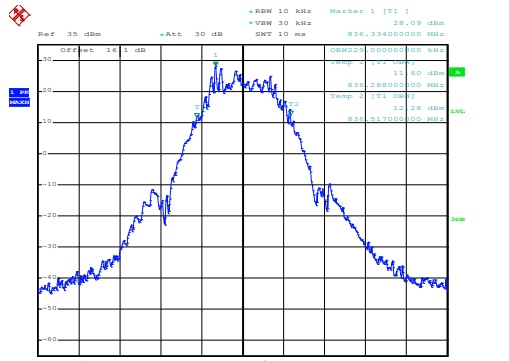
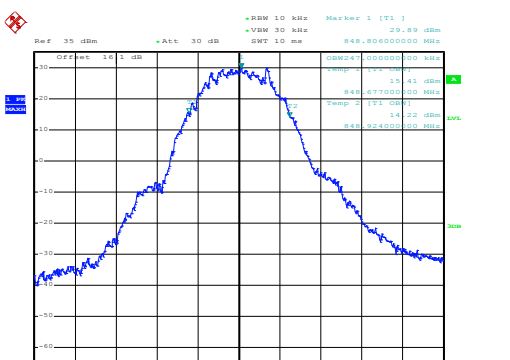
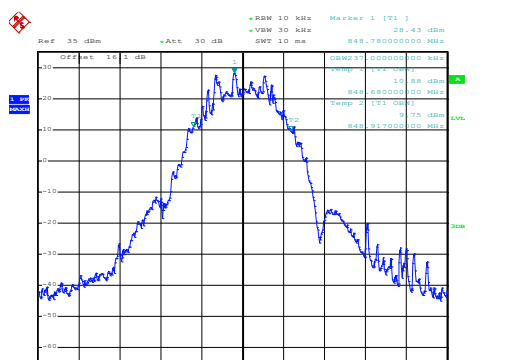


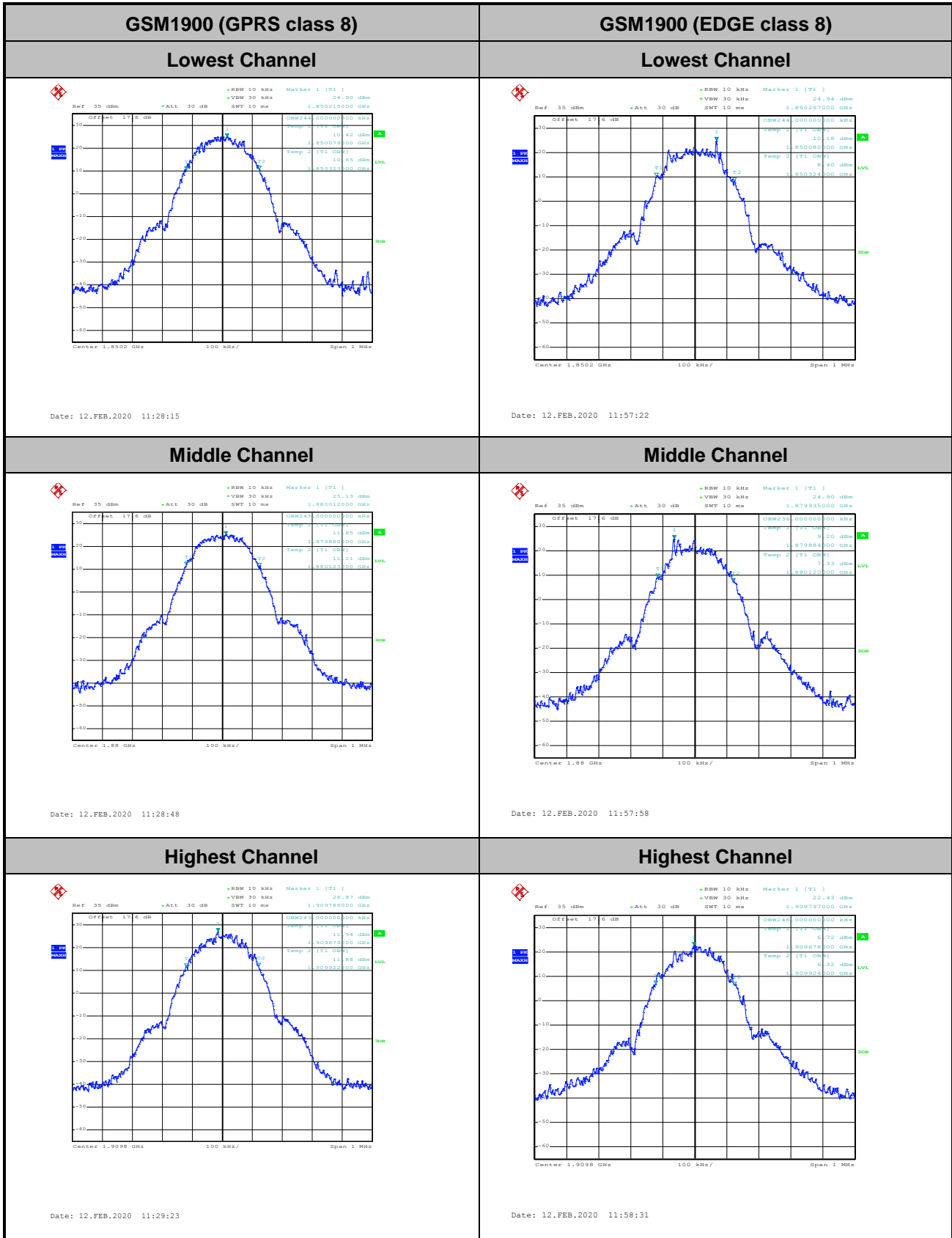


Occupied Bandwidth

Mode	GSM850: 99% OBW (MHz)	
Mod.	GPRS class 8	EDGE class 8
Lowest CH	0.248	0.234
Middle CH	0.244	0.226
Highest CH	0.247	0.237
Mode	GSM1900: 99% OBW (MHz)	
Mod.	GPRS class 8	EDGE class 8
Lowest CH	0.244	0.244
Middle CH	0.243	0.236
Highest CH	0.243	0.246



GSM850 (GPRS class 8)	GSM850 (EDGE class 8)
<p style="text-align: center;">Lowest Channel</p>  <p>Date: 12.FEB.2020 11:46:29</p>	<p style="text-align: center;">Lowest Channel</p>  <p>Date: 12.FEB.2020 12:09:54</p>
<p style="text-align: center;">Middle Channel</p>  <p>Date: 12.FEB.2020 11:47:02</p>	<p style="text-align: center;">Middle Channel</p>  <p>Date: 12.FEB.2020 12:10:47</p>
<p style="text-align: center;">Highest Channel</p>  <p>Date: 12.FEB.2020 11:47:35</p>	<p style="text-align: center;">Highest Channel</p>  <p>Date: 12.FEB.2020 12:11:23</p>

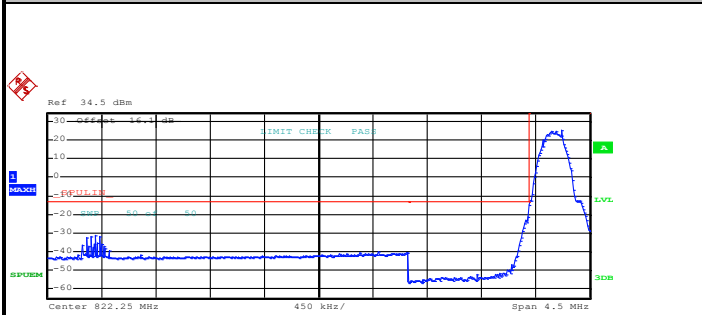




Conducted Band Edge

GSM850 (GPRS class 8)

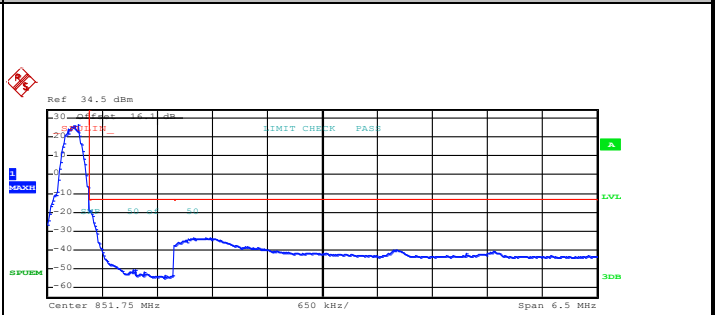
Lowest Band Edge



Start [Hz]	Stop [Hz]	RBW [Hz]	Freq [Hz]	PwrAbs [dBm]	ΔLimit [dB]
820.000 M	823.000 M	100.00 k	820.396000 M	-21.51	-18.51
823.000 M	824.000 M	3.00 k	823.984000 M	-22.03	-9.03
824.000 M	824.500 M	10.00 k	824.267500 M	25.24	-9.76

Date: 12.FEB.2020 11:49:20

Highest Band Edge

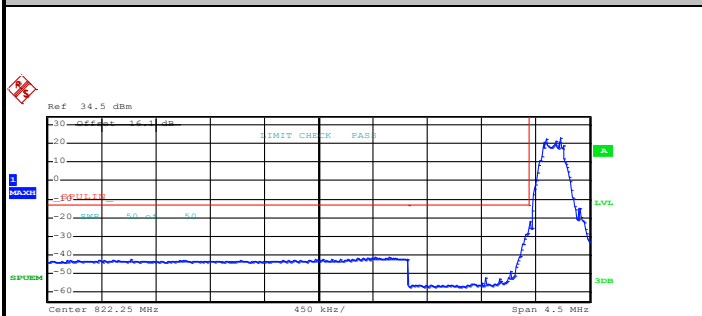


Start [Hz]	Stop [Hz]	RBW [Hz]	Freq [Hz]	PwrAbs [dBm]	ΔLimit [dB]
848.500 M	849.000 M	10.00 k	848.867500 M	25.37	-9.63
849.000 M	850.000 M	3.00 k	849.004000 M	-18.39	-5.39
850.000 M	855.000 M	100.00 k	850.365000 M	-33.89	-20.89

Date: 12.FEB.2020 11:50:55

GSM850 (EDGE class 8)

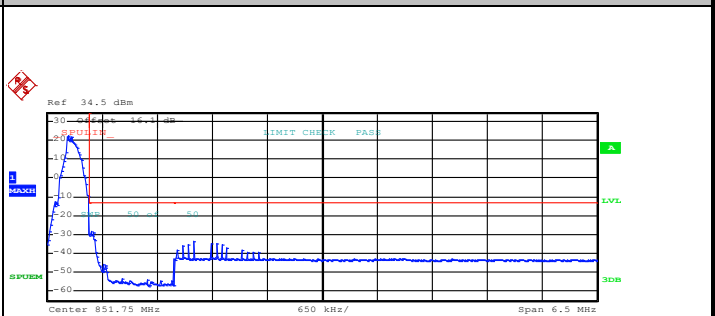
Lowest Band Edge



Start [Hz]	Stop [Hz]	RBW [Hz]	Freq [Hz]	PwrAbs [dBm]	ΔLimit [dB]
820.000 M	823.000 M	100.00 k	822.835000 M	-41.21	-28.21
823.000 M	824.000 M	3.00 k	823.984000 M	-28.52	-15.52
824.000 M	824.500 M	10.00 k	824.255500 M	22.97	-12.03

Date: 12.FEB.2020 12:12:59

Highest Band Edge



Start [Hz]	Stop [Hz]	RBW [Hz]	Freq [Hz]	PwrAbs [dBm]	ΔLimit [dB]
848.500 M	849.000 M	10.00 k	848.745000 M	22.59	-12.41
849.000 M	850.000 M	3.00 k	849.016000 M	-28.36	-15.36
850.000 M	855.000 M	100.00 k	850.220000 M	-33.90	-20.90

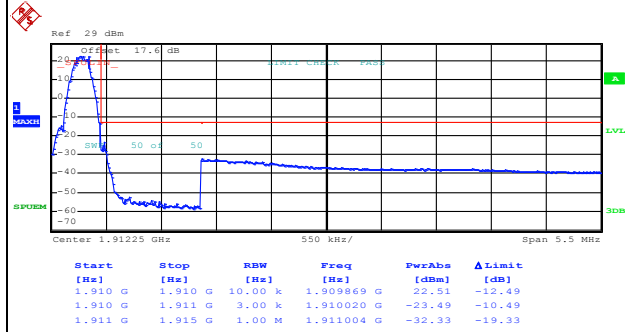
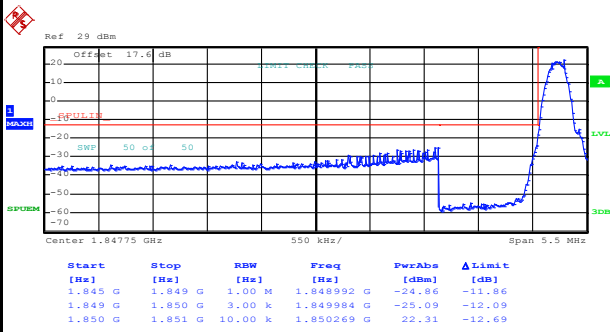
Date: 12.FEB.2020 12:14:34



GSM1900 (GPRS class 8)

Lowest Band Edge

Highest Band Edge



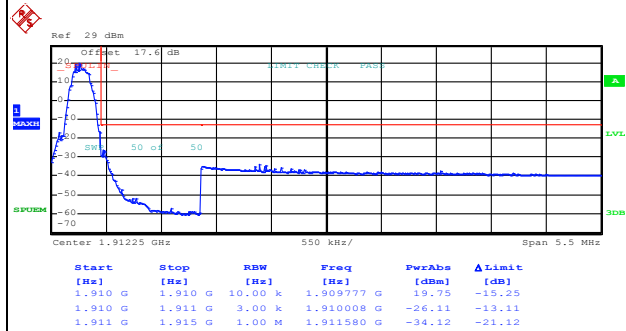
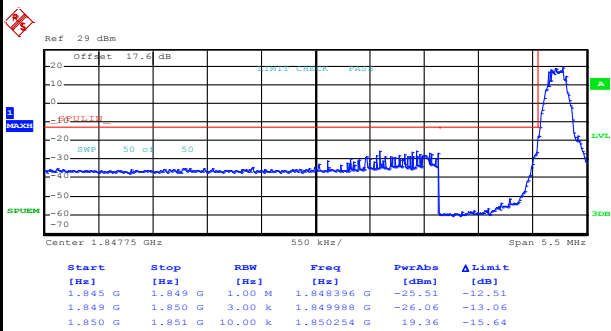
Date: 12.FEB.2020 11:31:07

Date: 12.FEB.2020 11:33:16

GSM1900 (EDGE class 8)

Lowest Band Edge

Highest Band Edge

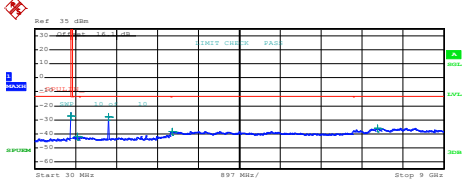
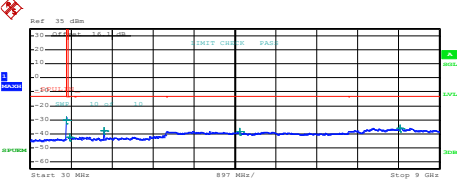
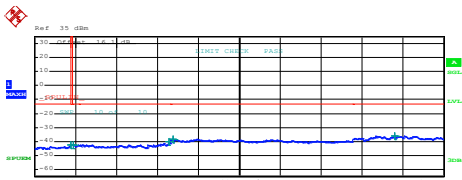
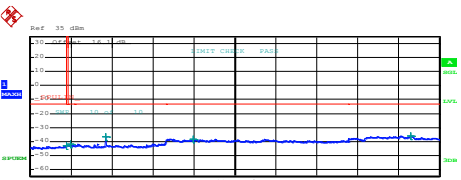
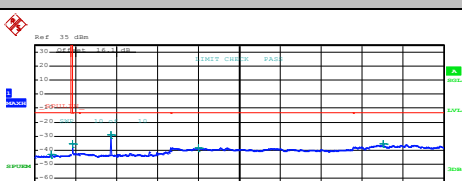
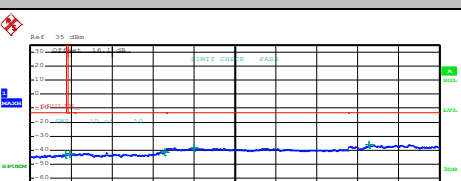


Date: 12.FEB.2020 12:00:09

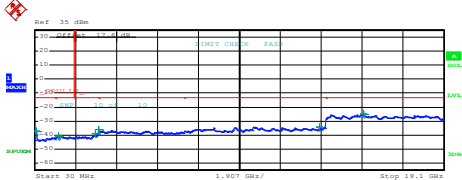
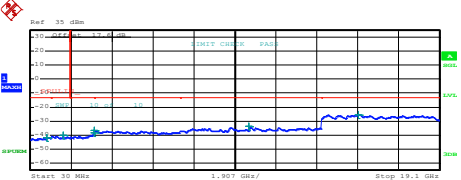
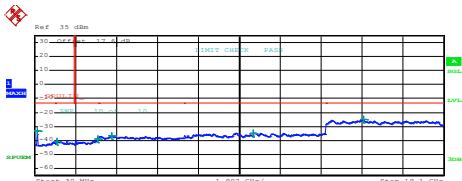
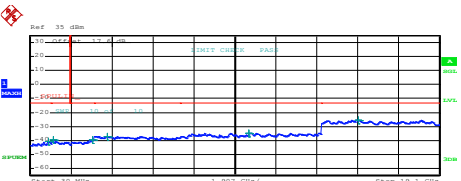
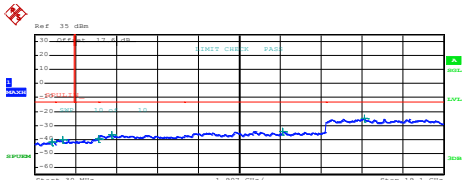
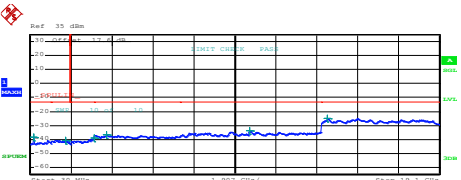
Date: 12.FEB.2020 12:01:41



Conducted Spurious Emission

GSM850 (GPRS class 8)	GSM850 (EDGE class 8)																																																																																				
Lowest Channel	Lowest Channel																																																																																				
 <table border="1" data-bbox="207 649 670 739"> <thead> <tr> <th>Start</th> <th>Stop</th> <th>RBW</th> <th>Feq</th> <th>PwrAbs</th> <th>ΔLimit</th> </tr> <tr> <th>[Hz]</th> <th>[Hz]</th> <th>[Hz]</th> <th>[Hz]</th> <th>[dBm]</th> <th>[dB]</th> </tr> </thead> <tbody> <tr> <td>30,000 M</td> <td>820,000 M</td> <td>1,000 M</td> <td>819,802500 M</td> <td>-27.22</td> <td>-14.20</td> </tr> <tr> <td>855,000 M</td> <td>1,000 G</td> <td>1,000 M</td> <td>966,650000 G</td> <td>-42.09</td> <td>-29.09</td> </tr> <tr> <td>3,000 G</td> <td>3,000 G</td> <td>1,000 M</td> <td>3,068000 G</td> <td>-27.80</td> <td>-14.80</td> </tr> <tr> <td>3,000 G</td> <td>7,000 G</td> <td>1,000 M</td> <td>3,038000 G</td> <td>-38.38</td> <td>-25.38</td> </tr> <tr> <td>7,000 G</td> <td>9,000 G</td> <td>1,000 M</td> <td>7,951000 G</td> <td>-35.80</td> <td>-22.80</td> </tr> </tbody> </table> <p>Date: 12.FEB.2020 11:39:07</p>	Start	Stop	RBW	Feq	PwrAbs	ΔLimit	[Hz]	[Hz]	[Hz]	[Hz]	[dBm]	[dB]	30,000 M	820,000 M	1,000 M	819,802500 M	-27.22	-14.20	855,000 M	1,000 G	1,000 M	966,650000 G	-42.09	-29.09	3,000 G	3,000 G	1,000 M	3,068000 G	-27.80	-14.80	3,000 G	7,000 G	1,000 M	3,038000 G	-38.38	-25.38	7,000 G	9,000 G	1,000 M	7,951000 G	-35.80	-22.80	 <table border="1" data-bbox="861 649 1324 739"> <thead> <tr> <th>Start</th> <th>Stop</th> <th>RBW</th> <th>Feq</th> <th>PwrAbs</th> <th>ΔLimit</th> </tr> <tr> <th>[Hz]</th> <th>[Hz]</th> <th>[Hz]</th> <th>[Hz]</th> <th>[dBm]</th> <th>[dB]</th> </tr> </thead> <tbody> <tr> <td>30,000 M</td> <td>820,000 M</td> <td>1,000 M</td> <td>819,802500 M</td> <td>-30.44</td> <td>-17.44</td> </tr> <tr> <td>855,000 M</td> <td>1,000 G</td> <td>1,000 M</td> <td>962,845003 G</td> <td>-42.73</td> <td>-29.73</td> </tr> <tr> <td>3,000 G</td> <td>3,000 G</td> <td>1,000 M</td> <td>3,068000 G</td> <td>-38.40</td> <td>-25.40</td> </tr> <tr> <td>3,000 G</td> <td>7,000 G</td> <td>1,000 M</td> <td>4,619000 G</td> <td>-38.36</td> <td>-25.36</td> </tr> <tr> <td>7,000 G</td> <td>9,000 G</td> <td>1,000 M</td> <td>8,131500 G</td> <td>-36.12</td> <td>-23.12</td> </tr> </tbody> </table> <p>Date: 12.FEB.2020 12:15:26</p>	Start	Stop	RBW	Feq	PwrAbs	ΔLimit	[Hz]	[Hz]	[Hz]	[Hz]	[dBm]	[dB]	30,000 M	820,000 M	1,000 M	819,802500 M	-30.44	-17.44	855,000 M	1,000 G	1,000 M	962,845003 G	-42.73	-29.73	3,000 G	3,000 G	1,000 M	3,068000 G	-38.40	-25.40	3,000 G	7,000 G	1,000 M	4,619000 G	-38.36	-25.36	7,000 G	9,000 G	1,000 M	8,131500 G	-36.12	-23.12
Start	Stop	RBW	Feq	PwrAbs	ΔLimit																																																																																
[Hz]	[Hz]	[Hz]	[Hz]	[dBm]	[dB]																																																																																
30,000 M	820,000 M	1,000 M	819,802500 M	-27.22	-14.20																																																																																
855,000 M	1,000 G	1,000 M	966,650000 G	-42.09	-29.09																																																																																
3,000 G	3,000 G	1,000 M	3,068000 G	-27.80	-14.80																																																																																
3,000 G	7,000 G	1,000 M	3,038000 G	-38.38	-25.38																																																																																
7,000 G	9,000 G	1,000 M	7,951000 G	-35.80	-22.80																																																																																
Start	Stop	RBW	Feq	PwrAbs	ΔLimit																																																																																
[Hz]	[Hz]	[Hz]	[Hz]	[dBm]	[dB]																																																																																
30,000 M	820,000 M	1,000 M	819,802500 M	-30.44	-17.44																																																																																
855,000 M	1,000 G	1,000 M	962,845003 G	-42.73	-29.73																																																																																
3,000 G	3,000 G	1,000 M	3,068000 G	-38.40	-25.40																																																																																
3,000 G	7,000 G	1,000 M	4,619000 G	-38.36	-25.36																																																																																
7,000 G	9,000 G	1,000 M	8,131500 G	-36.12	-23.12																																																																																
Middle Channel	Middle Channel																																																																																				
 <table border="1" data-bbox="207 1173 670 1263"> <thead> <tr> <th>Start</th> <th>Stop</th> <th>RBW</th> <th>Feq</th> <th>PwrAbs</th> <th>ΔLimit</th> </tr> <tr> <th>[Hz]</th> <th>[Hz]</th> <th>[Hz]</th> <th>[Hz]</th> <th>[dBm]</th> <th>[dB]</th> </tr> </thead> <tbody> <tr> <td>30,000 M</td> <td>820,000 M</td> <td>1,000 M</td> <td>811,900300 M</td> <td>-42.02</td> <td>-29.02</td> </tr> <tr> <td>855,000 M</td> <td>1,000 G</td> <td>1,000 M</td> <td>868,448751 M</td> <td>-42.42</td> <td>-29.42</td> </tr> <tr> <td>1,000 G</td> <td>3,000 G</td> <td>1,000 M</td> <td>2,967000 G</td> <td>-40.27</td> <td>-27.27</td> </tr> <tr> <td>3,000 G</td> <td>7,000 G</td> <td>1,000 M</td> <td>3,064000 G</td> <td>-38.28</td> <td>-25.28</td> </tr> <tr> <td>7,000 G</td> <td>9,000 G</td> <td>1,000 M</td> <td>7,923000 G</td> <td>-35.90</td> <td>-22.90</td> </tr> </tbody> </table> <p>Date: 12.FEB.2020 11:39:59</p>	Start	Stop	RBW	Feq	PwrAbs	ΔLimit	[Hz]	[Hz]	[Hz]	[Hz]	[dBm]	[dB]	30,000 M	820,000 M	1,000 M	811,900300 M	-42.02	-29.02	855,000 M	1,000 G	1,000 M	868,448751 M	-42.42	-29.42	1,000 G	3,000 G	1,000 M	2,967000 G	-40.27	-27.27	3,000 G	7,000 G	1,000 M	3,064000 G	-38.28	-25.28	7,000 G	9,000 G	1,000 M	7,923000 G	-35.90	-22.90	 <table border="1" data-bbox="861 1173 1324 1263"> <thead> <tr> <th>Start</th> <th>Stop</th> <th>RBW</th> <th>Feq</th> <th>PwrAbs</th> <th>ΔLimit</th> </tr> <tr> <th>[Hz]</th> <th>[Hz]</th> <th>[Hz]</th> <th>[Hz]</th> <th>[dBm]</th> <th>[dB]</th> </tr> </thead> <tbody> <tr> <td>30,000 M</td> <td>820,000 M</td> <td>1,000 M</td> <td>812,200000 M</td> <td>-42.84</td> <td>-29.84</td> </tr> <tr> <td>855,000 M</td> <td>1,000 G</td> <td>1,000 M</td> <td>913,870004 M</td> <td>-41.96</td> <td>-28.96</td> </tr> <tr> <td>1,000 G</td> <td>3,000 G</td> <td>1,000 M</td> <td>3,073000 G</td> <td>-36.77</td> <td>-23.77</td> </tr> <tr> <td>3,000 G</td> <td>7,000 G</td> <td>1,000 M</td> <td>3,930000 G</td> <td>-38.40</td> <td>-25.40</td> </tr> <tr> <td>7,000 G</td> <td>9,000 G</td> <td>1,000 M</td> <td>8,365000 G</td> <td>-36.00</td> <td>-23.00</td> </tr> </tbody> </table> <p>Date: 12.FEB.2020 12:16:18</p>	Start	Stop	RBW	Feq	PwrAbs	ΔLimit	[Hz]	[Hz]	[Hz]	[Hz]	[dBm]	[dB]	30,000 M	820,000 M	1,000 M	812,200000 M	-42.84	-29.84	855,000 M	1,000 G	1,000 M	913,870004 M	-41.96	-28.96	1,000 G	3,000 G	1,000 M	3,073000 G	-36.77	-23.77	3,000 G	7,000 G	1,000 M	3,930000 G	-38.40	-25.40	7,000 G	9,000 G	1,000 M	8,365000 G	-36.00	-23.00
Start	Stop	RBW	Feq	PwrAbs	ΔLimit																																																																																
[Hz]	[Hz]	[Hz]	[Hz]	[dBm]	[dB]																																																																																
30,000 M	820,000 M	1,000 M	811,900300 M	-42.02	-29.02																																																																																
855,000 M	1,000 G	1,000 M	868,448751 M	-42.42	-29.42																																																																																
1,000 G	3,000 G	1,000 M	2,967000 G	-40.27	-27.27																																																																																
3,000 G	7,000 G	1,000 M	3,064000 G	-38.28	-25.28																																																																																
7,000 G	9,000 G	1,000 M	7,923000 G	-35.90	-22.90																																																																																
Start	Stop	RBW	Feq	PwrAbs	ΔLimit																																																																																
[Hz]	[Hz]	[Hz]	[Hz]	[dBm]	[dB]																																																																																
30,000 M	820,000 M	1,000 M	812,200000 M	-42.84	-29.84																																																																																
855,000 M	1,000 G	1,000 M	913,870004 M	-41.96	-28.96																																																																																
1,000 G	3,000 G	1,000 M	3,073000 G	-36.77	-23.77																																																																																
3,000 G	7,000 G	1,000 M	3,930000 G	-38.40	-25.40																																																																																
7,000 G	9,000 G	1,000 M	8,365000 G	-36.00	-23.00																																																																																
Highest Channel	Highest Channel																																																																																				
 <table border="1" data-bbox="207 1697 670 1787"> <thead> <tr> <th>Start</th> <th>Stop</th> <th>RBW</th> <th>Feq</th> <th>PwrAbs</th> <th>ΔLimit</th> </tr> <tr> <th>[Hz]</th> <th>[Hz]</th> <th>[Hz]</th> <th>[Hz]</th> <th>[dBm]</th> <th>[dB]</th> </tr> </thead> <tbody> <tr> <td>30,000 M</td> <td>820,000 M</td> <td>1,000 M</td> <td>389,848000 M</td> <td>-42.94</td> <td>-29.94</td> </tr> <tr> <td>855,000 M</td> <td>1,000 G</td> <td>1,000 M</td> <td>855,072500 M</td> <td>-35.37</td> <td>-22.37</td> </tr> <tr> <td>1,000 G</td> <td>3,000 G</td> <td>1,000 M</td> <td>1,097500 G</td> <td>-28.82</td> <td>-15.82</td> </tr> <tr> <td>3,000 G</td> <td>7,000 G</td> <td>1,000 M</td> <td>3,610000 G</td> <td>-38.22</td> <td>-25.22</td> </tr> <tr> <td>7,000 G</td> <td>9,000 G</td> <td>1,000 M</td> <td>7,670000 G</td> <td>-35.64</td> <td>-22.64</td> </tr> </tbody> </table> <p>Date: 12.FEB.2020 11:44:27</p>	Start	Stop	RBW	Feq	PwrAbs	ΔLimit	[Hz]	[Hz]	[Hz]	[Hz]	[dBm]	[dB]	30,000 M	820,000 M	1,000 M	389,848000 M	-42.94	-29.94	855,000 M	1,000 G	1,000 M	855,072500 M	-35.37	-22.37	1,000 G	3,000 G	1,000 M	1,097500 G	-28.82	-15.82	3,000 G	7,000 G	1,000 M	3,610000 G	-38.22	-25.22	7,000 G	9,000 G	1,000 M	7,670000 G	-35.64	-22.64	 <table border="1" data-bbox="861 1697 1324 1787"> <thead> <tr> <th>Start</th> <th>Stop</th> <th>RBW</th> <th>Feq</th> <th>PwrAbs</th> <th>ΔLimit</th> </tr> <tr> <th>[Hz]</th> <th>[Hz]</th> <th>[Hz]</th> <th>[Hz]</th> <th>[dBm]</th> <th>[dB]</th> </tr> </thead> <tbody> <tr> <td>30,000 M</td> <td>820,000 M</td> <td>1,000 M</td> <td>809,730000 M</td> <td>-42.93</td> <td>-29.93</td> </tr> <tr> <td>855,000 M</td> <td>1,000 G</td> <td>1,000 M</td> <td>895,890003 M</td> <td>-42.64</td> <td>-29.64</td> </tr> <tr> <td>1,000 G</td> <td>3,000 G</td> <td>1,000 M</td> <td>2,980500 G</td> <td>-41.03</td> <td>-28.03</td> </tr> <tr> <td>3,000 G</td> <td>7,000 G</td> <td>1,000 M</td> <td>3,010000 G</td> <td>-38.49</td> <td>-25.49</td> </tr> <tr> <td>7,000 G</td> <td>9,000 G</td> <td>1,000 M</td> <td>7,448500 G</td> <td>-35.55</td> <td>-22.55</td> </tr> </tbody> </table> <p>Date: 12.FEB.2020 12:17:12</p>	Start	Stop	RBW	Feq	PwrAbs	ΔLimit	[Hz]	[Hz]	[Hz]	[Hz]	[dBm]	[dB]	30,000 M	820,000 M	1,000 M	809,730000 M	-42.93	-29.93	855,000 M	1,000 G	1,000 M	895,890003 M	-42.64	-29.64	1,000 G	3,000 G	1,000 M	2,980500 G	-41.03	-28.03	3,000 G	7,000 G	1,000 M	3,010000 G	-38.49	-25.49	7,000 G	9,000 G	1,000 M	7,448500 G	-35.55	-22.55
Start	Stop	RBW	Feq	PwrAbs	ΔLimit																																																																																
[Hz]	[Hz]	[Hz]	[Hz]	[dBm]	[dB]																																																																																
30,000 M	820,000 M	1,000 M	389,848000 M	-42.94	-29.94																																																																																
855,000 M	1,000 G	1,000 M	855,072500 M	-35.37	-22.37																																																																																
1,000 G	3,000 G	1,000 M	1,097500 G	-28.82	-15.82																																																																																
3,000 G	7,000 G	1,000 M	3,610000 G	-38.22	-25.22																																																																																
7,000 G	9,000 G	1,000 M	7,670000 G	-35.64	-22.64																																																																																
Start	Stop	RBW	Feq	PwrAbs	ΔLimit																																																																																
[Hz]	[Hz]	[Hz]	[Hz]	[dBm]	[dB]																																																																																
30,000 M	820,000 M	1,000 M	809,730000 M	-42.93	-29.93																																																																																
855,000 M	1,000 G	1,000 M	895,890003 M	-42.64	-29.64																																																																																
1,000 G	3,000 G	1,000 M	2,980500 G	-41.03	-28.03																																																																																
3,000 G	7,000 G	1,000 M	3,010000 G	-38.49	-25.49																																																																																
7,000 G	9,000 G	1,000 M	7,448500 G	-35.55	-22.55																																																																																



GSM1900 (GPRS class 8)	GSM1900 (EDGE class 8)																																																																																				
Lowest Channel	Lowest Channel																																																																																				
 <table border="1" data-bbox="239 577 654 672"> <thead> <tr> <th>Start [Hz]</th> <th>Stop [Hz]</th> <th>RBW [Hz]</th> <th>Freq [Hz]</th> <th>PwrAve [dBm]</th> <th>ΔLimit [dB]</th> </tr> </thead> <tbody> <tr><td>30,000 M</td><td>1,000 G</td><td>1,000 M</td><td>112,207500 M</td><td>-37.18</td><td>-24.18</td></tr> <tr><td>1,000 G</td><td>1,845 G</td><td>1,000 M</td><td>1,154001 G</td><td>-40.87</td><td>-27.87</td></tr> <tr><td>1,915 G</td><td>3,000 G</td><td>1,000 M</td><td>2,869257 G</td><td>-39.10</td><td>-26.10</td></tr> <tr><td>3,000 G</td><td>7,000 G</td><td>1,000 M</td><td>3,603000 G</td><td>-36.16</td><td>-23.16</td></tr> <tr><td>7,000 G</td><td>13,600 G</td><td>1,000 M</td><td>13,320325 G</td><td>-34.43</td><td>-21.43</td></tr> <tr><td>13,600 G</td><td>19,100 G</td><td>1,000 M</td><td>15,351750 G</td><td>-25.13</td><td>-12.13</td></tr> </tbody> </table> <p>Date: 12.FEB.2020 11:24:47</p>	Start [Hz]	Stop [Hz]	RBW [Hz]	Freq [Hz]	PwrAve [dBm]	ΔLimit [dB]	30,000 M	1,000 G	1,000 M	112,207500 M	-37.18	-24.18	1,000 G	1,845 G	1,000 M	1,154001 G	-40.87	-27.87	1,915 G	3,000 G	1,000 M	2,869257 G	-39.10	-26.10	3,000 G	7,000 G	1,000 M	3,603000 G	-36.16	-23.16	7,000 G	13,600 G	1,000 M	13,320325 G	-34.43	-21.43	13,600 G	19,100 G	1,000 M	15,351750 G	-25.13	-12.13	 <table border="1" data-bbox="893 577 1308 672"> <thead> <tr> <th>Start [Hz]</th> <th>Stop [Hz]</th> <th>RBW [Hz]</th> <th>Freq [Hz]</th> <th>PwrAve [dBm]</th> <th>ΔLimit [dB]</th> </tr> </thead> <tbody> <tr><td>30,000 M</td><td>1,000 G</td><td>1,000 M</td><td>997,937500 M</td><td>-41.61</td><td>-28.61</td></tr> <tr><td>1,000 G</td><td>1,845 G</td><td>1,000 M</td><td>1,562981 G</td><td>-40.33</td><td>-27.33</td></tr> <tr><td>1,915 G</td><td>3,000 G</td><td>1,000 M</td><td>2,988879 G</td><td>-38.68</td><td>-25.68</td></tr> <tr><td>3,000 G</td><td>7,000 G</td><td>1,000 M</td><td>3,608000 G</td><td>-36.82</td><td>-23.82</td></tr> <tr><td>7,000 G</td><td>13,600 G</td><td>1,000 M</td><td>10,231525 G</td><td>-35.98</td><td>-22.98</td></tr> <tr><td>13,600 G</td><td>19,100 G</td><td>1,000 M</td><td>15,327688 G</td><td>-25.46</td><td>-12.46</td></tr> </tbody> </table> <p>Date: 12.FEB.2020 12:03:20</p>	Start [Hz]	Stop [Hz]	RBW [Hz]	Freq [Hz]	PwrAve [dBm]	ΔLimit [dB]	30,000 M	1,000 G	1,000 M	997,937500 M	-41.61	-28.61	1,000 G	1,845 G	1,000 M	1,562981 G	-40.33	-27.33	1,915 G	3,000 G	1,000 M	2,988879 G	-38.68	-25.68	3,000 G	7,000 G	1,000 M	3,608000 G	-36.82	-23.82	7,000 G	13,600 G	1,000 M	10,231525 G	-35.98	-22.98	13,600 G	19,100 G	1,000 M	15,327688 G	-25.46	-12.46
Start [Hz]	Stop [Hz]	RBW [Hz]	Freq [Hz]	PwrAve [dBm]	ΔLimit [dB]																																																																																
30,000 M	1,000 G	1,000 M	112,207500 M	-37.18	-24.18																																																																																
1,000 G	1,845 G	1,000 M	1,154001 G	-40.87	-27.87																																																																																
1,915 G	3,000 G	1,000 M	2,869257 G	-39.10	-26.10																																																																																
3,000 G	7,000 G	1,000 M	3,603000 G	-36.16	-23.16																																																																																
7,000 G	13,600 G	1,000 M	13,320325 G	-34.43	-21.43																																																																																
13,600 G	19,100 G	1,000 M	15,351750 G	-25.13	-12.13																																																																																
Start [Hz]	Stop [Hz]	RBW [Hz]	Freq [Hz]	PwrAve [dBm]	ΔLimit [dB]																																																																																
30,000 M	1,000 G	1,000 M	997,937500 M	-41.61	-28.61																																																																																
1,000 G	1,845 G	1,000 M	1,562981 G	-40.33	-27.33																																																																																
1,915 G	3,000 G	1,000 M	2,988879 G	-38.68	-25.68																																																																																
3,000 G	7,000 G	1,000 M	3,608000 G	-36.82	-23.82																																																																																
7,000 G	13,600 G	1,000 M	10,231525 G	-35.98	-22.98																																																																																
13,600 G	19,100 G	1,000 M	15,327688 G	-25.46	-12.46																																																																																
Middle Channel	Middle Channel																																																																																				
 <table border="1" data-bbox="239 1115 654 1209"> <thead> <tr> <th>Start [Hz]</th> <th>Stop [Hz]</th> <th>RBW [Hz]</th> <th>Freq [Hz]</th> <th>PwrAve [dBm]</th> <th>ΔLimit [dB]</th> </tr> </thead> <tbody> <tr><td>30,000 M</td><td>1,000 G</td><td>1,000 M</td><td>141,792500 M</td><td>-33.24</td><td>-20.24</td></tr> <tr><td>1,000 G</td><td>1,845 G</td><td>1,000 M</td><td>1,076884 G</td><td>-40.63</td><td>-27.63</td></tr> <tr><td>1,915 G</td><td>3,000 G</td><td>1,000 M</td><td>2,978300 G</td><td>-39.20</td><td>-26.20</td></tr> <tr><td>3,000 G</td><td>7,000 G</td><td>1,000 M</td><td>3,625000 G</td><td>-36.77</td><td>-23.77</td></tr> <tr><td>7,000 G</td><td>13,600 G</td><td>1,000 M</td><td>10,218325 G</td><td>-34.63</td><td>-21.63</td></tr> <tr><td>13,600 G</td><td>19,100 G</td><td>1,000 M</td><td>15,348913 G</td><td>-24.84</td><td>-11.84</td></tr> </tbody> </table> <p>Date: 12.FEB.2020 11:25:40</p>	Start [Hz]	Stop [Hz]	RBW [Hz]	Freq [Hz]	PwrAve [dBm]	ΔLimit [dB]	30,000 M	1,000 G	1,000 M	141,792500 M	-33.24	-20.24	1,000 G	1,845 G	1,000 M	1,076884 G	-40.63	-27.63	1,915 G	3,000 G	1,000 M	2,978300 G	-39.20	-26.20	3,000 G	7,000 G	1,000 M	3,625000 G	-36.77	-23.77	7,000 G	13,600 G	1,000 M	10,218325 G	-34.63	-21.63	13,600 G	19,100 G	1,000 M	15,348913 G	-24.84	-11.84	 <table border="1" data-bbox="893 1115 1308 1209"> <thead> <tr> <th>Start [Hz]</th> <th>Stop [Hz]</th> <th>RBW [Hz]</th> <th>Freq [Hz]</th> <th>PwrAve [dBm]</th> <th>ΔLimit [dB]</th> </tr> </thead> <tbody> <tr><td>30,000 M</td><td>1,000 G</td><td>1,000 M</td><td>871,232500 M</td><td>-40.30</td><td>-27.30</td></tr> <tr><td>1,000 G</td><td>1,845 G</td><td>1,000 M</td><td>1,095696 G</td><td>-39.37</td><td>-26.37</td></tr> <tr><td>1,915 G</td><td>3,000 G</td><td>1,000 M</td><td>2,959710 G</td><td>-39.53</td><td>-26.53</td></tr> <tr><td>3,000 G</td><td>7,000 G</td><td>1,000 M</td><td>3,608000 G</td><td>-37.00</td><td>-24.00</td></tr> <tr><td>7,000 G</td><td>13,600 G</td><td>1,000 M</td><td>10,209250 G</td><td>-34.62</td><td>-21.62</td></tr> <tr><td>13,600 G</td><td>19,100 G</td><td>1,000 M</td><td>15,311875 G</td><td>-25.24</td><td>-12.24</td></tr> </tbody> </table> <p>Date: 12.FEB.2020 12:04:18</p>	Start [Hz]	Stop [Hz]	RBW [Hz]	Freq [Hz]	PwrAve [dBm]	ΔLimit [dB]	30,000 M	1,000 G	1,000 M	871,232500 M	-40.30	-27.30	1,000 G	1,845 G	1,000 M	1,095696 G	-39.37	-26.37	1,915 G	3,000 G	1,000 M	2,959710 G	-39.53	-26.53	3,000 G	7,000 G	1,000 M	3,608000 G	-37.00	-24.00	7,000 G	13,600 G	1,000 M	10,209250 G	-34.62	-21.62	13,600 G	19,100 G	1,000 M	15,311875 G	-25.24	-12.24
Start [Hz]	Stop [Hz]	RBW [Hz]	Freq [Hz]	PwrAve [dBm]	ΔLimit [dB]																																																																																
30,000 M	1,000 G	1,000 M	141,792500 M	-33.24	-20.24																																																																																
1,000 G	1,845 G	1,000 M	1,076884 G	-40.63	-27.63																																																																																
1,915 G	3,000 G	1,000 M	2,978300 G	-39.20	-26.20																																																																																
3,000 G	7,000 G	1,000 M	3,625000 G	-36.77	-23.77																																																																																
7,000 G	13,600 G	1,000 M	10,218325 G	-34.63	-21.63																																																																																
13,600 G	19,100 G	1,000 M	15,348913 G	-24.84	-11.84																																																																																
Start [Hz]	Stop [Hz]	RBW [Hz]	Freq [Hz]	PwrAve [dBm]	ΔLimit [dB]																																																																																
30,000 M	1,000 G	1,000 M	871,232500 M	-40.30	-27.30																																																																																
1,000 G	1,845 G	1,000 M	1,095696 G	-39.37	-26.37																																																																																
1,915 G	3,000 G	1,000 M	2,959710 G	-39.53	-26.53																																																																																
3,000 G	7,000 G	1,000 M	3,608000 G	-37.00	-24.00																																																																																
7,000 G	13,600 G	1,000 M	10,209250 G	-34.62	-21.62																																																																																
13,600 G	19,100 G	1,000 M	15,311875 G	-25.24	-12.24																																																																																
Highest Channel	Highest Channel																																																																																				
 <table border="1" data-bbox="239 1653 654 1747"> <thead> <tr> <th>Start [Hz]</th> <th>Stop [Hz]</th> <th>RBW [Hz]</th> <th>Freq [Hz]</th> <th>PwrAve [dBm]</th> <th>ΔLimit [dB]</th> </tr> </thead> <tbody> <tr><td>30,000 M</td><td>1,000 G</td><td>1,000 M</td><td>849,650000 M</td><td>-41.82</td><td>-28.82</td></tr> <tr><td>1,000 G</td><td>1,845 G</td><td>1,000 M</td><td>1,319833 G</td><td>-39.98</td><td>-26.98</td></tr> <tr><td>1,915 G</td><td>3,000 G</td><td>1,000 M</td><td>2,988065 G</td><td>-39.67</td><td>-26.67</td></tr> <tr><td>3,000 G</td><td>7,000 G</td><td>1,000 M</td><td>3,605000 G</td><td>-36.78</td><td>-23.78</td></tr> <tr><td>7,000 G</td><td>13,600 G</td><td>1,000 M</td><td>11,587000 G</td><td>-34.29</td><td>-21.29</td></tr> <tr><td>13,600 G</td><td>19,100 G</td><td>1,000 M</td><td>15,388875 G</td><td>-25.20</td><td>-12.20</td></tr> </tbody> </table> <p>Date: 12.FEB.2020 11:26:33</p>	Start [Hz]	Stop [Hz]	RBW [Hz]	Freq [Hz]	PwrAve [dBm]	ΔLimit [dB]	30,000 M	1,000 G	1,000 M	849,650000 M	-41.82	-28.82	1,000 G	1,845 G	1,000 M	1,319833 G	-39.98	-26.98	1,915 G	3,000 G	1,000 M	2,988065 G	-39.67	-26.67	3,000 G	7,000 G	1,000 M	3,605000 G	-36.78	-23.78	7,000 G	13,600 G	1,000 M	11,587000 G	-34.29	-21.29	13,600 G	19,100 G	1,000 M	15,388875 G	-25.20	-12.20	 <table border="1" data-bbox="893 1653 1308 1747"> <thead> <tr> <th>Start [Hz]</th> <th>Stop [Hz]</th> <th>RBW [Hz]</th> <th>Freq [Hz]</th> <th>PwrAve [dBm]</th> <th>ΔLimit [dB]</th> </tr> </thead> <tbody> <tr><td>30,000 M</td><td>1,000 G</td><td>1,000 M</td><td>171,620000 M</td><td>-38.34</td><td>-25.34</td></tr> <tr><td>1,000 G</td><td>1,845 G</td><td>1,000 M</td><td>1,639323 G</td><td>-40.40</td><td>-27.40</td></tr> <tr><td>1,915 G</td><td>3,000 G</td><td>1,000 M</td><td>2,996745 G</td><td>-39.11</td><td>-26.11</td></tr> <tr><td>3,000 G</td><td>7,000 G</td><td>1,000 M</td><td>3,594000 G</td><td>-36.92</td><td>-23.92</td></tr> <tr><td>7,000 G</td><td>13,600 G</td><td>1,000 M</td><td>10,248025 G</td><td>-33.73</td><td>-20.73</td></tr> <tr><td>13,600 G</td><td>19,100 G</td><td>1,000 M</td><td>15,881187 G</td><td>-24.82</td><td>-11.82</td></tr> </tbody> </table> <p>Date: 12.FEB.2020 12:05:11</p>	Start [Hz]	Stop [Hz]	RBW [Hz]	Freq [Hz]	PwrAve [dBm]	ΔLimit [dB]	30,000 M	1,000 G	1,000 M	171,620000 M	-38.34	-25.34	1,000 G	1,845 G	1,000 M	1,639323 G	-40.40	-27.40	1,915 G	3,000 G	1,000 M	2,996745 G	-39.11	-26.11	3,000 G	7,000 G	1,000 M	3,594000 G	-36.92	-23.92	7,000 G	13,600 G	1,000 M	10,248025 G	-33.73	-20.73	13,600 G	19,100 G	1,000 M	15,881187 G	-24.82	-11.82
Start [Hz]	Stop [Hz]	RBW [Hz]	Freq [Hz]	PwrAve [dBm]	ΔLimit [dB]																																																																																
30,000 M	1,000 G	1,000 M	849,650000 M	-41.82	-28.82																																																																																
1,000 G	1,845 G	1,000 M	1,319833 G	-39.98	-26.98																																																																																
1,915 G	3,000 G	1,000 M	2,988065 G	-39.67	-26.67																																																																																
3,000 G	7,000 G	1,000 M	3,605000 G	-36.78	-23.78																																																																																
7,000 G	13,600 G	1,000 M	11,587000 G	-34.29	-21.29																																																																																
13,600 G	19,100 G	1,000 M	15,388875 G	-25.20	-12.20																																																																																
Start [Hz]	Stop [Hz]	RBW [Hz]	Freq [Hz]	PwrAve [dBm]	ΔLimit [dB]																																																																																
30,000 M	1,000 G	1,000 M	171,620000 M	-38.34	-25.34																																																																																
1,000 G	1,845 G	1,000 M	1,639323 G	-40.40	-27.40																																																																																
1,915 G	3,000 G	1,000 M	2,996745 G	-39.11	-26.11																																																																																
3,000 G	7,000 G	1,000 M	3,594000 G	-36.92	-23.92																																																																																
7,000 G	13,600 G	1,000 M	10,248025 G	-33.73	-20.73																																																																																
13,600 G	19,100 G	1,000 M	15,881187 G	-24.82	-11.82																																																																																



Frequency Stability

Test Conditions Temperature (°C)	Middle Channel Voltage (Volt)	GSM850 (GPRS class 8)	GSM850 (EDGE class 8)	Limit 2.5ppm
		Deviation (ppm)		Result
50	Normal Voltage	0.0000	0.0060	PASS
40	Normal Voltage	0.0000	0.0024	
30	Normal Voltage	0.0000	0.0048	
20(Ref.)	Normal Voltage	0.0000	0.0000	
10	Normal Voltage	0.0012	0.0048	
0	Normal Voltage	0.0024	0.0072	
-10	Normal Voltage	0.0012	0.0036	
-20	Normal Voltage	0.0036	0.0084	
-30	Normal Voltage	0.0024	0.0096	
20	Maximum Voltage	0.0024	0.0012	
20	Normal Voltage	0.0000	0.0000	
20	Battery End Point	0.0048	0.0024	



Test Conditions Temperature (°C)	Middle Channel Voltage (Volt)	GSM1900 (GPRS class 8)	GSM1900 (EDGE class 8)	Limit Note 2.
		Deviation (ppm)		Result
50	Normal Voltage	0.0250	0.0335	PASS
40	Normal Voltage	0.0005	0.0324	
30	Normal Voltage	0.0011	0.0059	
20(Ref.)	Normal Voltage	0.0000	0.0000	
10	Normal Voltage	0.0021	0.0005	
0	Normal Voltage	0.0000	0.0032	
-10	Normal Voltage	0.0032	0.0016	
-20	Normal Voltage	0.0059	0.0005	
-30	Normal Voltage	0.0069	0.0053	
20	Maximum Voltage	0.0011	0.0032	
20	Normal Voltage	0.0000	0.0000	
20	Battery End Point	0.0011	0.0005	

Note:

1. Normal Voltage = 3.8V. ; Battery End Point (BEP) = 3.4 V. ; Maximum Voltage =4.4 V
2. The frequency fundamental emissions stay within the authorized frequency block.

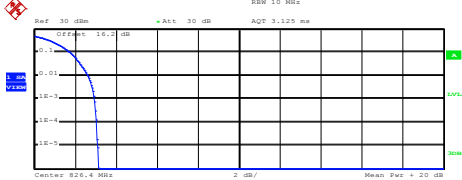
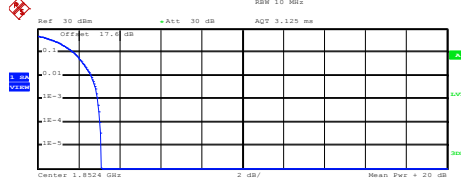
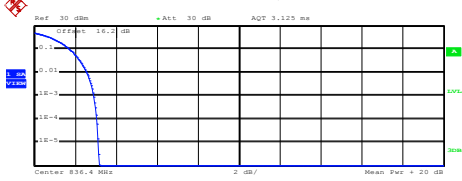
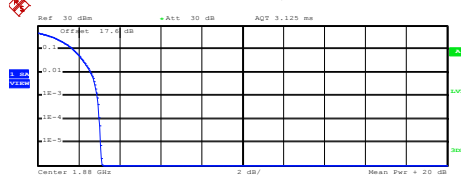
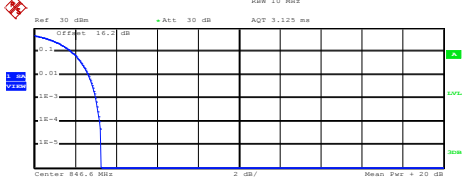
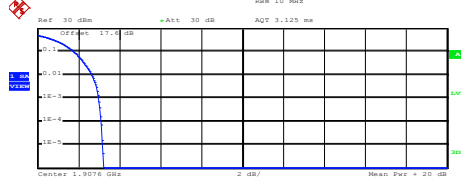


A3. WCDMA

Peak-to-Average Ratio

Mode	WCDMA Band V	WCDMA Band II	WCDMA Band IV	Limit: 13dB
Mod.	RMC 12.2Kbps	RMC 12.2Kbps	RMC 12.2Kbps	Result
Lowest CH	2.96	2.92	2.92	PASS
Middle CH	2.92	2.92	2.92	
Highest CH	3.00	3.00	2.80	

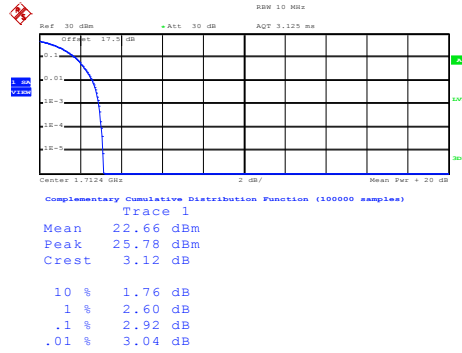


WCDMA Band V (RMC 12.2Kbps)	WCDMA Band II (RMC 12.2Kbps)																												
<p align="center">Lowest Channel</p>  <p>Center: 828.4 MHz, Mean Pwr: +20 dB</p> <p>Complementary Cumulative Distribution Function (100000 samples) Trace 1</p> <table border="1"> <tr><td>Mean</td><td>23.13 dBm</td></tr> <tr><td>Peak</td><td>26.28 dBm</td></tr> <tr><td>Crest</td><td>3.14 dB</td></tr> </table> <table border="1"> <tr><td>10 %</td><td>1.76 dB</td></tr> <tr><td>1 %</td><td>2.64 dB</td></tr> <tr><td>.1 %</td><td>2.96 dB</td></tr> <tr><td>.01 %</td><td>3.04 dB</td></tr> </table> <p>Date: 12.FEB.2020 14:42:24</p>	Mean	23.13 dBm	Peak	26.28 dBm	Crest	3.14 dB	10 %	1.76 dB	1 %	2.64 dB	.1 %	2.96 dB	.01 %	3.04 dB	<p align="center">Lowest Channel</p>  <p>Center: 1.8524 GHz, Mean Pwr: +20 dB</p> <p>Complementary Cumulative Distribution Function (100000 samples) Trace 1</p> <table border="1"> <tr><td>Mean</td><td>22.48 dBm</td></tr> <tr><td>Peak</td><td>25.57 dBm</td></tr> <tr><td>Crest</td><td>3.09 dB</td></tr> </table> <table border="1"> <tr><td>10 %</td><td>1.76 dB</td></tr> <tr><td>1 %</td><td>2.60 dB</td></tr> <tr><td>.1 %</td><td>2.92 dB</td></tr> <tr><td>.01 %</td><td>3.04 dB</td></tr> </table> <p>Date: 12.FEB.2020 12:44:33</p>	Mean	22.48 dBm	Peak	25.57 dBm	Crest	3.09 dB	10 %	1.76 dB	1 %	2.60 dB	.1 %	2.92 dB	.01 %	3.04 dB
Mean	23.13 dBm																												
Peak	26.28 dBm																												
Crest	3.14 dB																												
10 %	1.76 dB																												
1 %	2.64 dB																												
.1 %	2.96 dB																												
.01 %	3.04 dB																												
Mean	22.48 dBm																												
Peak	25.57 dBm																												
Crest	3.09 dB																												
10 %	1.76 dB																												
1 %	2.60 dB																												
.1 %	2.92 dB																												
.01 %	3.04 dB																												
<p align="center">Middle Channel</p>  <p>Center: 838.4 MHz, Mean Pwr: +20 dB</p> <p>Complementary Cumulative Distribution Function (100000 samples) Trace 1</p> <table border="1"> <tr><td>Mean</td><td>23.11 dBm</td></tr> <tr><td>Peak</td><td>26.28 dBm</td></tr> <tr><td>Crest</td><td>3.16 dB</td></tr> </table> <table border="1"> <tr><td>10 %</td><td>1.72 dB</td></tr> <tr><td>1 %</td><td>2.56 dB</td></tr> <tr><td>.1 %</td><td>2.92 dB</td></tr> <tr><td>.01 %</td><td>3.08 dB</td></tr> </table> <p>Date: 12.FEB.2020 14:43:28</p>	Mean	23.11 dBm	Peak	26.28 dBm	Crest	3.16 dB	10 %	1.72 dB	1 %	2.56 dB	.1 %	2.92 dB	.01 %	3.08 dB	<p align="center">Middle Channel</p>  <p>Center: 1.858 GHz, Mean Pwr: +20 dB</p> <p>Complementary Cumulative Distribution Function (100000 samples) Trace 1</p> <table border="1"> <tr><td>Mean</td><td>22.37 dBm</td></tr> <tr><td>Peak</td><td>25.50 dBm</td></tr> <tr><td>Crest</td><td>3.13 dB</td></tr> </table> <table border="1"> <tr><td>10 %</td><td>1.72 dB</td></tr> <tr><td>1 %</td><td>2.60 dB</td></tr> <tr><td>.1 %</td><td>2.92 dB</td></tr> <tr><td>.01 %</td><td>3.00 dB</td></tr> </table> <p>Date: 12.FEB.2020 12:44:48</p>	Mean	22.37 dBm	Peak	25.50 dBm	Crest	3.13 dB	10 %	1.72 dB	1 %	2.60 dB	.1 %	2.92 dB	.01 %	3.00 dB
Mean	23.11 dBm																												
Peak	26.28 dBm																												
Crest	3.16 dB																												
10 %	1.72 dB																												
1 %	2.56 dB																												
.1 %	2.92 dB																												
.01 %	3.08 dB																												
Mean	22.37 dBm																												
Peak	25.50 dBm																												
Crest	3.13 dB																												
10 %	1.72 dB																												
1 %	2.60 dB																												
.1 %	2.92 dB																												
.01 %	3.00 dB																												
<p align="center">Highest Channel</p>  <p>Center: 848.6 MHz, Mean Pwr: +20 dB</p> <p>Complementary Cumulative Distribution Function (100000 samples) Trace 1</p> <table border="1"> <tr><td>Mean</td><td>22.79 dBm</td></tr> <tr><td>Peak</td><td>26.06 dBm</td></tr> <tr><td>Crest</td><td>3.27 dB</td></tr> </table> <table border="1"> <tr><td>10 %</td><td>1.80 dB</td></tr> <tr><td>1 %</td><td>2.64 dB</td></tr> <tr><td>.1 %</td><td>3.00 dB</td></tr> <tr><td>.01 %</td><td>3.20 dB</td></tr> </table> <p>Date: 12.FEB.2020 14:44:20</p>	Mean	22.79 dBm	Peak	26.06 dBm	Crest	3.27 dB	10 %	1.80 dB	1 %	2.64 dB	.1 %	3.00 dB	.01 %	3.20 dB	<p align="center">Highest Channel</p>  <p>Center: 1.8576 GHz, Mean Pwr: +20 dB</p> <p>Complementary Cumulative Distribution Function (100000 samples) Trace 1</p> <table border="1"> <tr><td>Mean</td><td>22.36 dBm</td></tr> <tr><td>Peak</td><td>25.57 dBm</td></tr> <tr><td>Crest</td><td>3.21 dB</td></tr> </table> <table border="1"> <tr><td>10 %</td><td>1.76 dB</td></tr> <tr><td>1 %</td><td>2.64 dB</td></tr> <tr><td>.1 %</td><td>3.00 dB</td></tr> <tr><td>.01 %</td><td>3.12 dB</td></tr> </table> <p>Date: 12.FEB.2020 12:45:02</p>	Mean	22.36 dBm	Peak	25.57 dBm	Crest	3.21 dB	10 %	1.76 dB	1 %	2.64 dB	.1 %	3.00 dB	.01 %	3.12 dB
Mean	22.79 dBm																												
Peak	26.06 dBm																												
Crest	3.27 dB																												
10 %	1.80 dB																												
1 %	2.64 dB																												
.1 %	3.00 dB																												
.01 %	3.20 dB																												
Mean	22.36 dBm																												
Peak	25.57 dBm																												
Crest	3.21 dB																												
10 %	1.76 dB																												
1 %	2.64 dB																												
.1 %	3.00 dB																												
.01 %	3.12 dB																												



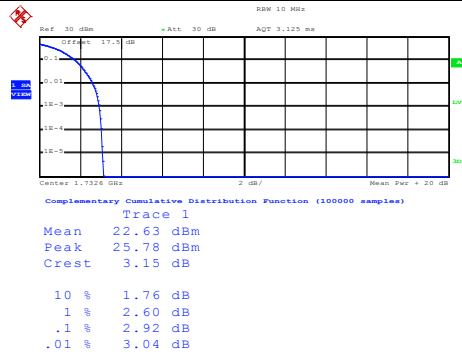
WCDMA Band IV (RMC 12.2Kbps)

Lowest Channel



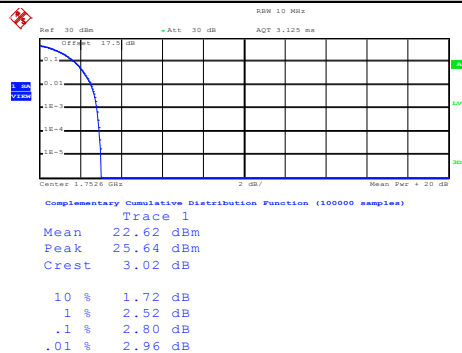
Date: 12.FEB.2020 14:28:09

Middle Channel



Date: 12.FEB.2020 14:28:31

Highest Channel



Date: 12.FEB.2020 14:29:00



26dB Bandwidth

Mode	WCDMA Band V 26dB BW(MHz)	WCDMA Band II 26dB BW(MHz)	WCDMA Band IV 26dB BW(MHz)
Mod.	RMC 12.2Kbps	RMC 12.2Kbps	RMC 12.2Kbps
Lowest CH	4.70	4.71	4.71
Middle CH	4.73	4.74	4.72
Highest CH	4.72	4.73	4.73

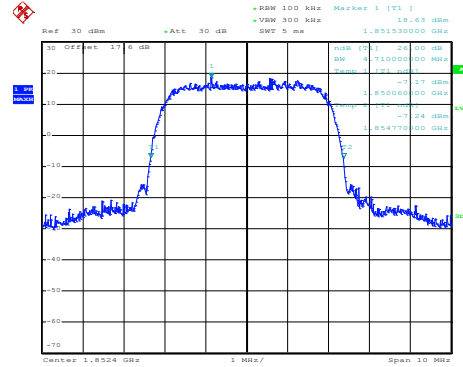
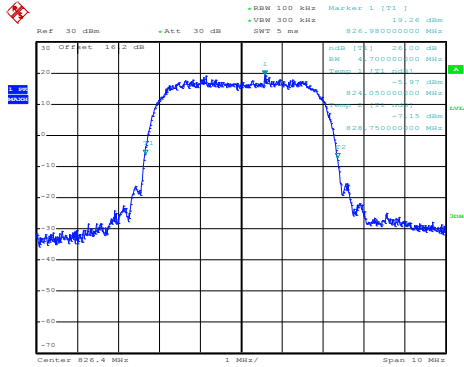


WCDMA Band V (RMC 12.2Kbps)

WCDMA Band II (RMC 12.2Kbps)

Lowest Channel

Lowest Channel

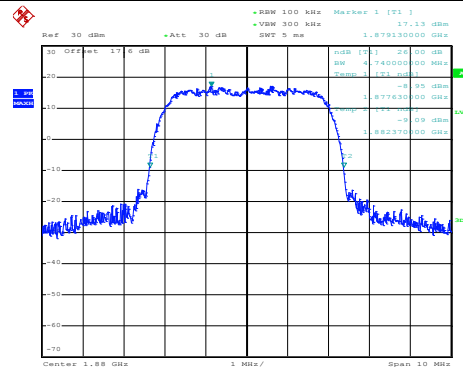
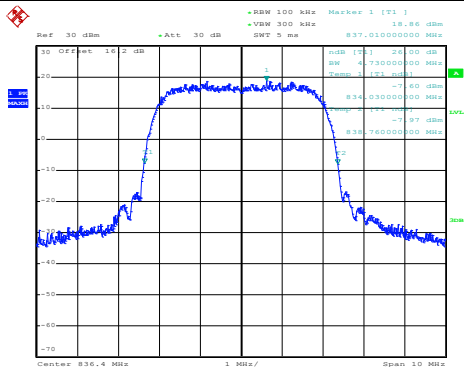


Date: 12.FEB.2020 14:30:41

Date: 12.FEB.2020 12:23:06

Middle Channel

Middle Channel

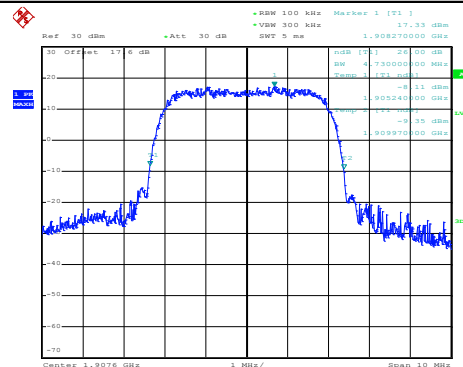
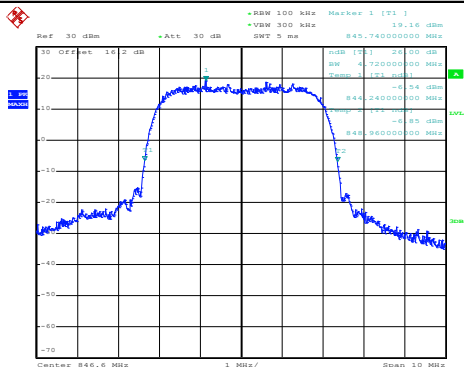


Date: 12.FEB.2020 14:31:17

Date: 12.FEB.2020 12:23:45

Highest Channel

Highest Channel



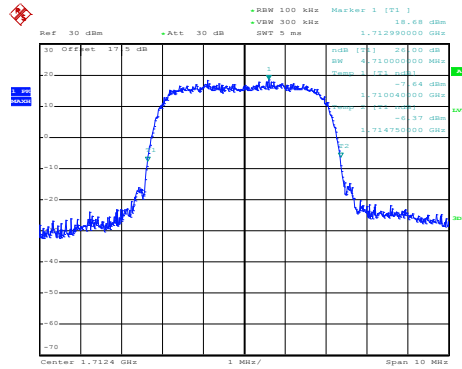
Date: 12.FEB.2020 14:31:49

Date: 12.FEB.2020 12:24:18



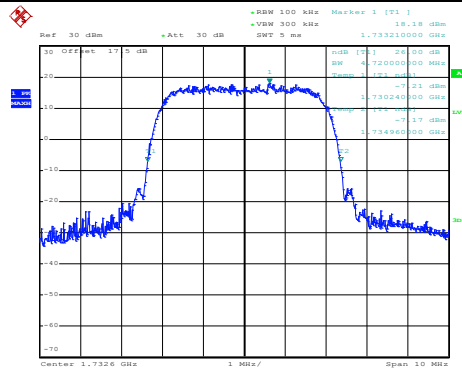
WCDMA Band IV (RMC 12.2Kbps)

Lowest Channel



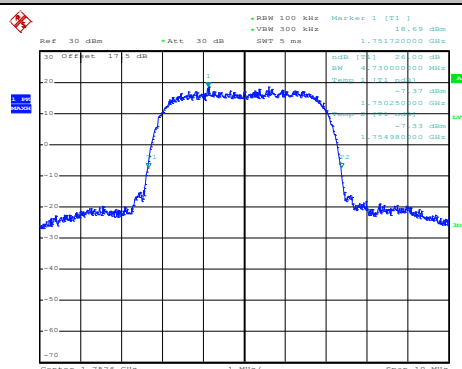
Date: 12.FEB.2020 14:16:24

Middle Channel



Date: 12.FEB.2020 14:17:01

Highest Channel



Date: 12.FEB.2020 14:17:38



Occupied Bandwidth

Mode	WCDMA Band V 99% OBW(MHz)	WCDMA Band II 99% OBW(MHz)	WCDMA Band IV 99% OBW(MHz)
Mod.	RMC 12.2Kbps	RMC 12.2Kbps	RMC 12.2Kbps
Lowest CH	4.14	4.15	4.14
Middle CH	4.16	4.15	4.15
Highest CH	4.16	4.14	4.15

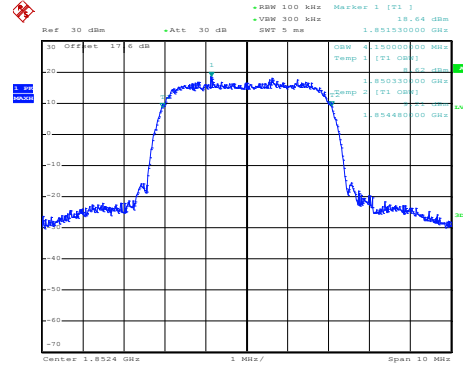
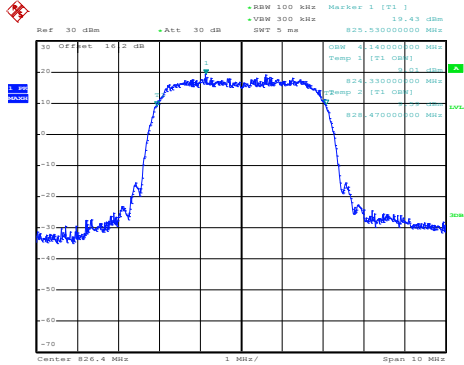


WCDMA Band V (RMC 12.2Kbps)

WCDMA Band II (RMC 12.2Kbps)

Lowest Channel

Lowest Channel

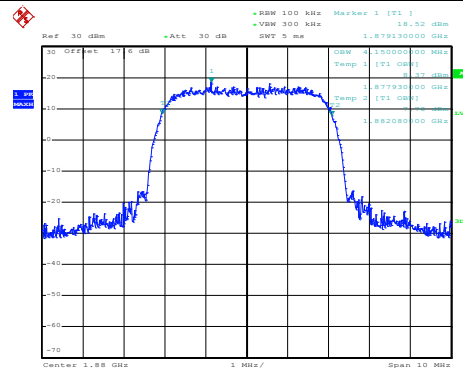
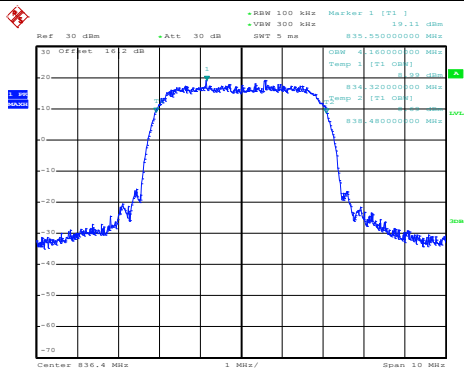


Date: 12.FEB.2020 14:32:31

Date: 12.FEB.2020 12:28:10

Middle Channel

Middle Channel

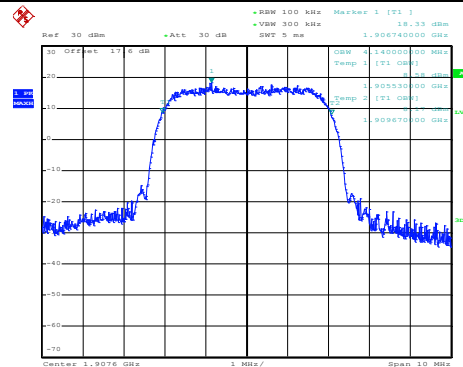
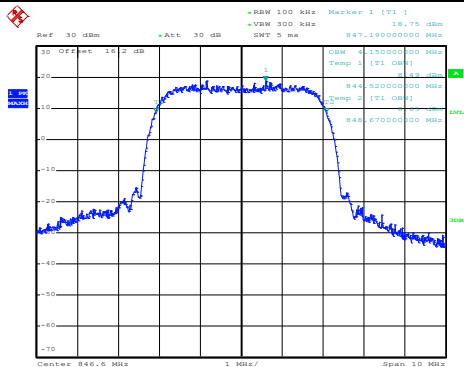


Date: 12.FEB.2020 14:33:07

Date: 12.FEB.2020 12:34:29

Highest Channel

Highest Channel



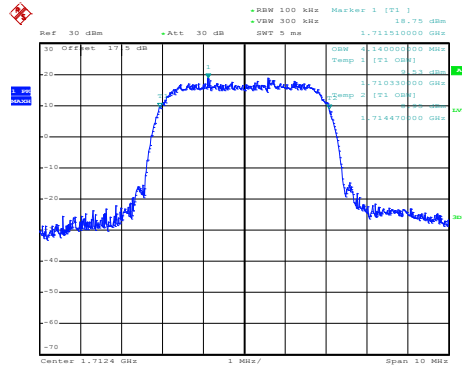
Date: 12.FEB.2020 14:33:39

Date: 12.FEB.2020 12:35:03



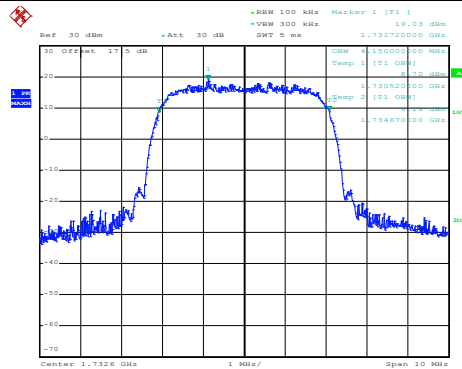
WCDMA Band IV (RMC 12.2Kbps)

Lowest Channel



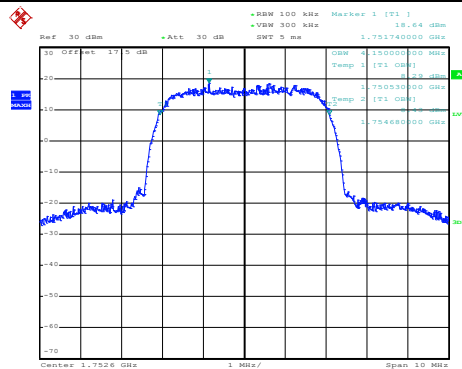
Date: 12.FEB.2020 14:18:18

Middle Channel



Date: 12.FEB.2020 14:18:51

Highest Channel



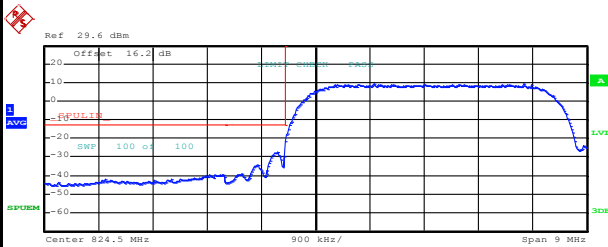
Date: 12.FEB.2020 14:19:26



Conducted Band Edge

WCDMA Band V (RMC 12.2Kbps)

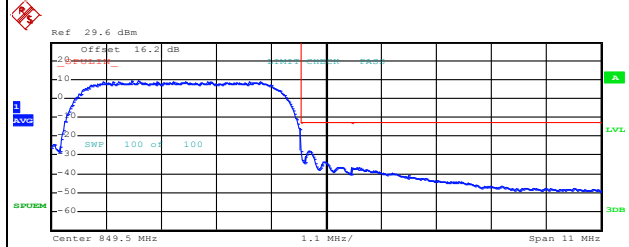
Lowest Band Edge



Start [Hz]	Stop [Hz]	RBW [Hz]	Freq [Hz]	PwrAbs [dBm]	ΔLimit [dB]
820.000 M	823.000 M	100.00 k	822.922000 M	-39.65	-26.68
823.000 M	824.000 M	50.00 k	823.872000 M	-27.65	-14.65
824.000 M	829.000 M	100.00 k	825.460000 M	9.41	-25.59

Date: 12.FEB.2020 14:36:30

Highest Band Edge

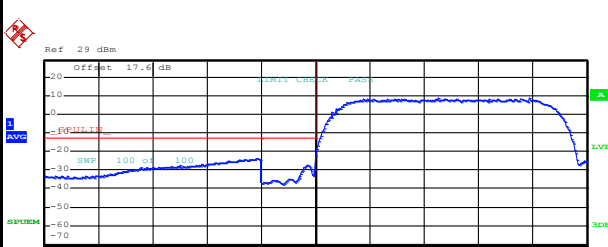


Start [Hz]	Stop [Hz]	RBW [Hz]	Freq [Hz]	PwrAbs [dBm]	ΔLimit [dB]
846.000 M	849.000 M	100.00 k	845.730000 M	9.32	-25.68
849.000 M	850.000 M	50.00 k	849.168000 M	-28.15	-15.15
850.000 M	855.000 M	100.00 k	850.000000 M	-36.84	-23.84

Date: 12.FEB.2020 14:39:22

WCDMA Band II (RMC 12.2Kbps)

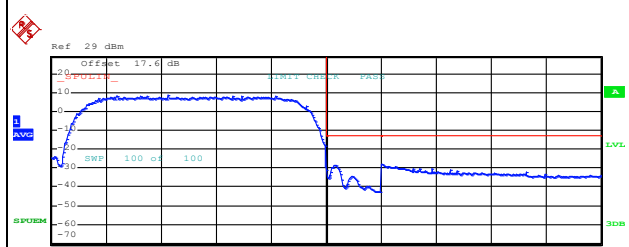
Lowest Band Edge



Start [Hz]	Stop [Hz]	RBW [Hz]	Freq [Hz]	PwrAbs [dBm]	ΔLimit [dB]
1.845 G	1.849 G	1.00 M	1.848932 G	-23.97	-10.97
1.849 G	1.850 G	50.00 k	1.849840 G	-27.31	-14.31
1.850 G	1.855 G	100.00 k	1.853935 G	8.57	-26.43

Date: 12.FEB.2020 12:37:55

Highest Band Edge



Start [Hz]	Stop [Hz]	RBW [Hz]	Freq [Hz]	PwrAbs [dBm]	ΔLimit [dB]
1.905 G	1.910 G	100.00 k	1.907110 G	8.60	-26.40
1.910 G	1.911 G	50.00 k	1.910152 G	-28.59	-15.59
1.911 G	1.915 G	1.00 M	1.911024 G	-28.21	-15.21

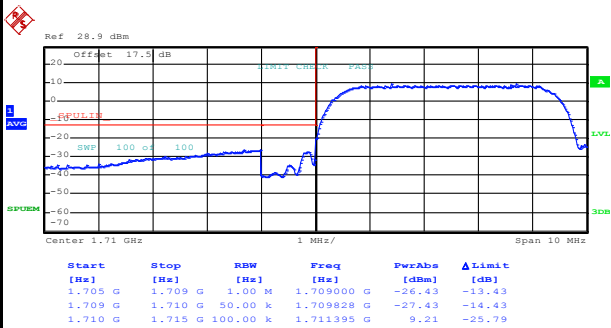
Date: 12.FEB.2020 12:41:01



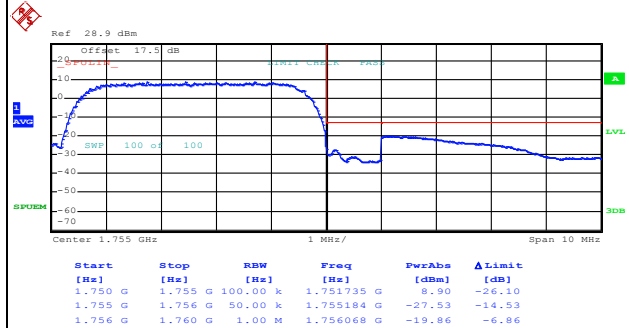
WCDMA Band IV (RMC 12.2Kbps)

Lowest Band Edge

Highest Band Edge



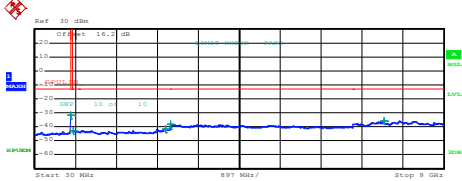
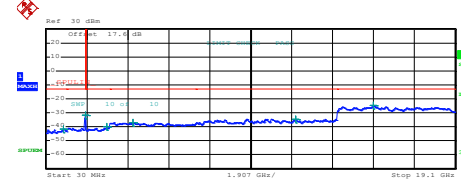
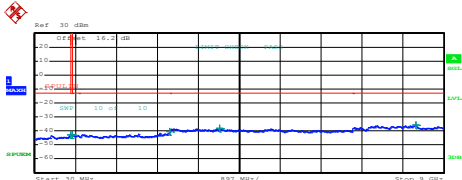
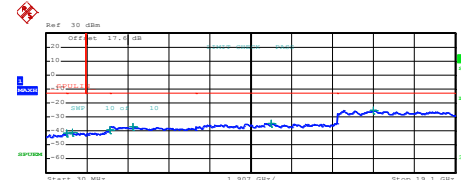
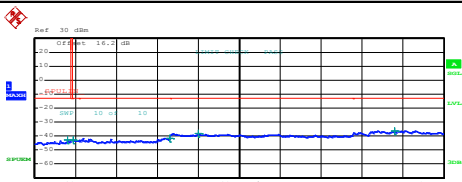
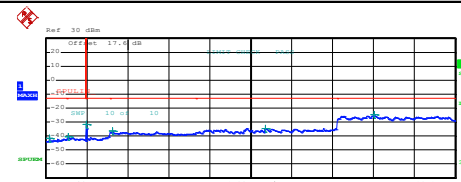
Date: 12.FEB.2020 14:22:16



Date: 12.FEB.2020 14:25:08



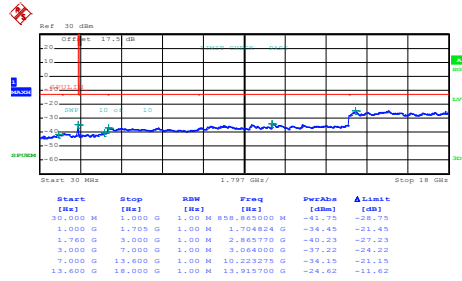
Conducted Spurious Emission

WCDMA Band V (RMC 12.2Kbps)	WCDMA Band II (RMC 12.2Kbps)																																																																														
Lowest Channel	Lowest Channel																																																																														
 <table border="1" data-bbox="239 649 638 739"> <thead> <tr> <th>Start [Hz]</th> <th>Stop [Hz]</th> <th>RBW [Hz]</th> <th>Freq [Hz]</th> <th>Power [dBm]</th> <th>Limit [dBm]</th> </tr> </thead> <tbody> <tr> <td>30,000 M</td> <td>820,000 M</td> <td>1,000 M</td> <td>819,802500 M</td> <td>-31.66</td> <td>-18.60</td> </tr> <tr> <td>855,000 M</td> <td>1,000 G</td> <td>1,000 G</td> <td>881,970000 M</td> <td>-42.98</td> <td>-29.98</td> </tr> <tr> <td>1,000 G</td> <td>3,000 G</td> <td>1,000 M</td> <td>2,089000 G</td> <td>-43.36</td> <td>-28.36</td> </tr> <tr> <td>3,000 G</td> <td>7,000 G</td> <td>1,000 M</td> <td>3,000000 G</td> <td>-38.18</td> <td>-25.18</td> </tr> <tr> <td>7,000 G</td> <td>9,000 G</td> <td>1,000 M</td> <td>7,084000 G</td> <td>-35.77</td> <td>-22.77</td> </tr> </tbody> </table> <p>Date: 12.FEB.2020 14:40:17</p>	Start [Hz]	Stop [Hz]	RBW [Hz]	Freq [Hz]	Power [dBm]	Limit [dBm]	30,000 M	820,000 M	1,000 M	819,802500 M	-31.66	-18.60	855,000 M	1,000 G	1,000 G	881,970000 M	-42.98	-29.98	1,000 G	3,000 G	1,000 M	2,089000 G	-43.36	-28.36	3,000 G	7,000 G	1,000 M	3,000000 G	-38.18	-25.18	7,000 G	9,000 G	1,000 M	7,084000 G	-35.77	-22.77	 <table border="1" data-bbox="877 649 1276 739"> <thead> <tr> <th>Start [Hz]</th> <th>Stop [Hz]</th> <th>RBW [Hz]</th> <th>Freq [Hz]</th> <th>Power [dBm]</th> <th>Limit [dBm]</th> </tr> </thead> <tbody> <tr> <td>30,000 M</td> <td>1,000 G</td> <td>1,000 G</td> <td>843,345000 M</td> <td>-41.71</td> <td>-28.71</td> </tr> <tr> <td>1,000 G</td> <td>1,845 G</td> <td>1,000 M</td> <td>1,844789 G</td> <td>-31.65</td> <td>-18.65</td> </tr> <tr> <td>1,915 G</td> <td>3,000 G</td> <td>1,000 M</td> <td>2,833254 G</td> <td>-39.67</td> <td>-26.67</td> </tr> <tr> <td>3,000 G</td> <td>7,000 G</td> <td>1,000 M</td> <td>4,083000 G</td> <td>-37.34</td> <td>-24.34</td> </tr> <tr> <td>7,000 G</td> <td>13,600 G</td> <td>1,000 M</td> <td>11,647225 G</td> <td>-34.46</td> <td>-21.46</td> </tr> <tr> <td>13,600 G</td> <td>19,100 G</td> <td>1,000 M</td> <td>12,298125 G</td> <td>-24.62</td> <td>-11.62</td> </tr> </tbody> </table> <p>Date: 12.FEB.2020 12:41:59</p>	Start [Hz]	Stop [Hz]	RBW [Hz]	Freq [Hz]	Power [dBm]	Limit [dBm]	30,000 M	1,000 G	1,000 G	843,345000 M	-41.71	-28.71	1,000 G	1,845 G	1,000 M	1,844789 G	-31.65	-18.65	1,915 G	3,000 G	1,000 M	2,833254 G	-39.67	-26.67	3,000 G	7,000 G	1,000 M	4,083000 G	-37.34	-24.34	7,000 G	13,600 G	1,000 M	11,647225 G	-34.46	-21.46	13,600 G	19,100 G	1,000 M	12,298125 G	-24.62	-11.62
Start [Hz]	Stop [Hz]	RBW [Hz]	Freq [Hz]	Power [dBm]	Limit [dBm]																																																																										
30,000 M	820,000 M	1,000 M	819,802500 M	-31.66	-18.60																																																																										
855,000 M	1,000 G	1,000 G	881,970000 M	-42.98	-29.98																																																																										
1,000 G	3,000 G	1,000 M	2,089000 G	-43.36	-28.36																																																																										
3,000 G	7,000 G	1,000 M	3,000000 G	-38.18	-25.18																																																																										
7,000 G	9,000 G	1,000 M	7,084000 G	-35.77	-22.77																																																																										
Start [Hz]	Stop [Hz]	RBW [Hz]	Freq [Hz]	Power [dBm]	Limit [dBm]																																																																										
30,000 M	1,000 G	1,000 G	843,345000 M	-41.71	-28.71																																																																										
1,000 G	1,845 G	1,000 M	1,844789 G	-31.65	-18.65																																																																										
1,915 G	3,000 G	1,000 M	2,833254 G	-39.67	-26.67																																																																										
3,000 G	7,000 G	1,000 M	4,083000 G	-37.34	-24.34																																																																										
7,000 G	13,600 G	1,000 M	11,647225 G	-34.46	-21.46																																																																										
13,600 G	19,100 G	1,000 M	12,298125 G	-24.62	-11.62																																																																										
Middle Channel	Middle Channel																																																																														
 <table border="1" data-bbox="239 1164 638 1254"> <thead> <tr> <th>Start [Hz]</th> <th>Stop [Hz]</th> <th>RBW [Hz]</th> <th>Freq [Hz]</th> <th>Power [dBm]</th> <th>Limit [dBm]</th> </tr> </thead> <tbody> <tr> <td>30,000 M</td> <td>820,000 M</td> <td>1,000 M</td> <td>814,272500 M</td> <td>-42.80</td> <td>-29.80</td> </tr> <tr> <td>855,000 M</td> <td>1,000 G</td> <td>1,000 M</td> <td>856,821250 M</td> <td>-42.99</td> <td>-29.99</td> </tr> <tr> <td>1,000 G</td> <td>3,000 G</td> <td>1,000 M</td> <td>2,994500 G</td> <td>-40.34</td> <td>-27.34</td> </tr> <tr> <td>3,000 G</td> <td>7,000 G</td> <td>1,000 M</td> <td>4,092000 G</td> <td>-38.34</td> <td>-25.34</td> </tr> <tr> <td>7,000 G</td> <td>9,000 G</td> <td>1,000 M</td> <td>8,385500 G</td> <td>-35.85</td> <td>-22.85</td> </tr> </tbody> </table> <p>Date: 12.FEB.2020 14:41:08</p>	Start [Hz]	Stop [Hz]	RBW [Hz]	Freq [Hz]	Power [dBm]	Limit [dBm]	30,000 M	820,000 M	1,000 M	814,272500 M	-42.80	-29.80	855,000 M	1,000 G	1,000 M	856,821250 M	-42.99	-29.99	1,000 G	3,000 G	1,000 M	2,994500 G	-40.34	-27.34	3,000 G	7,000 G	1,000 M	4,092000 G	-38.34	-25.34	7,000 G	9,000 G	1,000 M	8,385500 G	-35.85	-22.85	 <table border="1" data-bbox="877 1164 1276 1254"> <thead> <tr> <th>Start [Hz]</th> <th>Stop [Hz]</th> <th>RBW [Hz]</th> <th>Freq [Hz]</th> <th>Power [dBm]</th> <th>Limit [dBm]</th> </tr> </thead> <tbody> <tr> <td>30,000 M</td> <td>1,000 G</td> <td>1,000 M</td> <td>907,827500 M</td> <td>-41.82</td> <td>-28.82</td> </tr> <tr> <td>1,000 G</td> <td>1,845 G</td> <td>1,000 M</td> <td>1,268921 G</td> <td>-40.55</td> <td>-27.55</td> </tr> <tr> <td>1,915 G</td> <td>3,000 G</td> <td>1,000 M</td> <td>2,998915 G</td> <td>-39.34</td> <td>-26.34</td> </tr> <tr> <td>3,000 G</td> <td>7,000 G</td> <td>1,000 M</td> <td>4,087000 G</td> <td>-37.88</td> <td>-24.88</td> </tr> <tr> <td>7,000 G</td> <td>13,600 G</td> <td>1,000 M</td> <td>10,516150 G</td> <td>-34.43</td> <td>-21.43</td> </tr> <tr> <td>13,600 G</td> <td>19,100 G</td> <td>1,000 M</td> <td>15,290583 G</td> <td>-25.30</td> <td>-12.30</td> </tr> </tbody> </table> <p>Date: 12.FEB.2020 12:42:50</p>	Start [Hz]	Stop [Hz]	RBW [Hz]	Freq [Hz]	Power [dBm]	Limit [dBm]	30,000 M	1,000 G	1,000 M	907,827500 M	-41.82	-28.82	1,000 G	1,845 G	1,000 M	1,268921 G	-40.55	-27.55	1,915 G	3,000 G	1,000 M	2,998915 G	-39.34	-26.34	3,000 G	7,000 G	1,000 M	4,087000 G	-37.88	-24.88	7,000 G	13,600 G	1,000 M	10,516150 G	-34.43	-21.43	13,600 G	19,100 G	1,000 M	15,290583 G	-25.30	-12.30
Start [Hz]	Stop [Hz]	RBW [Hz]	Freq [Hz]	Power [dBm]	Limit [dBm]																																																																										
30,000 M	820,000 M	1,000 M	814,272500 M	-42.80	-29.80																																																																										
855,000 M	1,000 G	1,000 M	856,821250 M	-42.99	-29.99																																																																										
1,000 G	3,000 G	1,000 M	2,994500 G	-40.34	-27.34																																																																										
3,000 G	7,000 G	1,000 M	4,092000 G	-38.34	-25.34																																																																										
7,000 G	9,000 G	1,000 M	8,385500 G	-35.85	-22.85																																																																										
Start [Hz]	Stop [Hz]	RBW [Hz]	Freq [Hz]	Power [dBm]	Limit [dBm]																																																																										
30,000 M	1,000 G	1,000 M	907,827500 M	-41.82	-28.82																																																																										
1,000 G	1,845 G	1,000 M	1,268921 G	-40.55	-27.55																																																																										
1,915 G	3,000 G	1,000 M	2,998915 G	-39.34	-26.34																																																																										
3,000 G	7,000 G	1,000 M	4,087000 G	-37.88	-24.88																																																																										
7,000 G	13,600 G	1,000 M	10,516150 G	-34.43	-21.43																																																																										
13,600 G	19,100 G	1,000 M	15,290583 G	-25.30	-12.30																																																																										
Highest Channel	Highest Channel																																																																														
 <table border="1" data-bbox="239 1680 638 1769"> <thead> <tr> <th>Start [Hz]</th> <th>Stop [Hz]</th> <th>RBW [Hz]</th> <th>Freq [Hz]</th> <th>Power [dBm]</th> <th>Limit [dBm]</th> </tr> </thead> <tbody> <tr> <td>30,000 M</td> <td>820,000 M</td> <td>1,000 M</td> <td>738,827500 M</td> <td>-42.83</td> <td>-29.83</td> </tr> <tr> <td>855,000 M</td> <td>1,000 G</td> <td>1,000 M</td> <td>875,735000 M</td> <td>-43.07</td> <td>-30.07</td> </tr> <tr> <td>1,000 G</td> <td>3,000 G</td> <td>1,000 M</td> <td>2,908500 G</td> <td>-41.42</td> <td>-28.42</td> </tr> <tr> <td>3,000 G</td> <td>7,000 G</td> <td>1,000 M</td> <td>3,617000 G</td> <td>-38.10</td> <td>-25.10</td> </tr> <tr> <td>7,000 G</td> <td>9,000 G</td> <td>1,000 M</td> <td>7,916500 G</td> <td>-36.16</td> <td>-23.16</td> </tr> </tbody> </table> <p>Date: 12.FEB.2020 14:42:06</p>	Start [Hz]	Stop [Hz]	RBW [Hz]	Freq [Hz]	Power [dBm]	Limit [dBm]	30,000 M	820,000 M	1,000 M	738,827500 M	-42.83	-29.83	855,000 M	1,000 G	1,000 M	875,735000 M	-43.07	-30.07	1,000 G	3,000 G	1,000 M	2,908500 G	-41.42	-28.42	3,000 G	7,000 G	1,000 M	3,617000 G	-38.10	-25.10	7,000 G	9,000 G	1,000 M	7,916500 G	-36.16	-23.16	 <table border="1" data-bbox="877 1680 1276 1769"> <thead> <tr> <th>Start [Hz]</th> <th>Stop [Hz]</th> <th>RBW [Hz]</th> <th>Freq [Hz]</th> <th>Power [dBm]</th> <th>Limit [dBm]</th> </tr> </thead> <tbody> <tr> <td>30,000 M</td> <td>1,000 G</td> <td>1,000 G</td> <td>170,892500 M</td> <td>-41.73</td> <td>-28.73</td> </tr> <tr> <td>1,000 G</td> <td>1,845 G</td> <td>1,000 M</td> <td>1,040418 G</td> <td>-40.59</td> <td>-27.59</td> </tr> <tr> <td>1,915 G</td> <td>3,000 G</td> <td>1,000 M</td> <td>1,950085 G</td> <td>-31.53</td> <td>-18.53</td> </tr> <tr> <td>3,000 G</td> <td>7,000 G</td> <td>1,000 M</td> <td>3,110000 G</td> <td>-36.35</td> <td>-23.35</td> </tr> <tr> <td>7,000 G</td> <td>13,600 G</td> <td>1,000 M</td> <td>10,251325 G</td> <td>-34.50</td> <td>-21.50</td> </tr> <tr> <td>13,600 G</td> <td>19,100 G</td> <td>1,000 M</td> <td>12,353250 G</td> <td>-24.97</td> <td>-11.97</td> </tr> </tbody> </table> <p>Date: 12.FEB.2020 12:43:41</p>	Start [Hz]	Stop [Hz]	RBW [Hz]	Freq [Hz]	Power [dBm]	Limit [dBm]	30,000 M	1,000 G	1,000 G	170,892500 M	-41.73	-28.73	1,000 G	1,845 G	1,000 M	1,040418 G	-40.59	-27.59	1,915 G	3,000 G	1,000 M	1,950085 G	-31.53	-18.53	3,000 G	7,000 G	1,000 M	3,110000 G	-36.35	-23.35	7,000 G	13,600 G	1,000 M	10,251325 G	-34.50	-21.50	13,600 G	19,100 G	1,000 M	12,353250 G	-24.97	-11.97
Start [Hz]	Stop [Hz]	RBW [Hz]	Freq [Hz]	Power [dBm]	Limit [dBm]																																																																										
30,000 M	820,000 M	1,000 M	738,827500 M	-42.83	-29.83																																																																										
855,000 M	1,000 G	1,000 M	875,735000 M	-43.07	-30.07																																																																										
1,000 G	3,000 G	1,000 M	2,908500 G	-41.42	-28.42																																																																										
3,000 G	7,000 G	1,000 M	3,617000 G	-38.10	-25.10																																																																										
7,000 G	9,000 G	1,000 M	7,916500 G	-36.16	-23.16																																																																										
Start [Hz]	Stop [Hz]	RBW [Hz]	Freq [Hz]	Power [dBm]	Limit [dBm]																																																																										
30,000 M	1,000 G	1,000 G	170,892500 M	-41.73	-28.73																																																																										
1,000 G	1,845 G	1,000 M	1,040418 G	-40.59	-27.59																																																																										
1,915 G	3,000 G	1,000 M	1,950085 G	-31.53	-18.53																																																																										
3,000 G	7,000 G	1,000 M	3,110000 G	-36.35	-23.35																																																																										
7,000 G	13,600 G	1,000 M	10,251325 G	-34.50	-21.50																																																																										
13,600 G	19,100 G	1,000 M	12,353250 G	-24.97	-11.97																																																																										



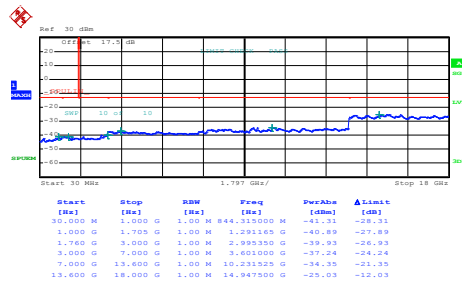
WCDMA Band IV (RMC 12.2Kbps)

Lowest Channel



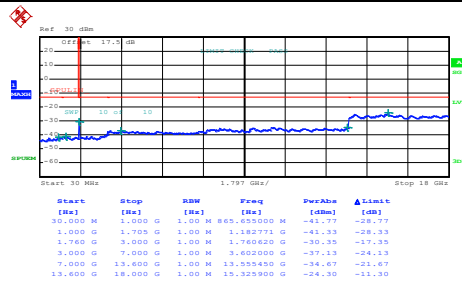
Date: 12.FEB.2020 14:26:05

Middle Channel



Date: 12.FEB.2020 14:26:57

Highest Channel



Date: 12.FEB.2020 14:27:49



Frequency Stability

Test Conditions	Middle Channel	WCDMA Band V (RMC 12.2Kbps)	Limit
Temperature (°C)	Voltage (Volt)	Deviation (ppm)	2.5ppm
50	Normal Voltage	0.0024	PASS
40	Normal Voltage	0.0024	
30	Normal Voltage	0.0012	
20(Ref.)	Normal Voltage	0.0000	
10	Normal Voltage	0.0000	
0	Normal Voltage	0.0012	
-10	Normal Voltage	0.0024	
-20	Normal Voltage	0.0036	
-30	Normal Voltage	0.0143	
20	Maximum Voltage	0.0012	
20	Normal Voltage	0.0000	
20	Battery End Point	0.0000	

Test Conditions	Middle Channel	WCDMA Band II (RMC 12.2Kbps)	Limit
Temperature (°C)	Voltage (Volt)	Deviation (ppm)	Note 2.
50	Normal Voltage	0.0037	PASS
40	Normal Voltage	0.0027	
30	Normal Voltage	0.0016	
20(Ref.)	Normal Voltage	0.0000	
10	Normal Voltage	0.0000	
0	Normal Voltage	0.0027	
-10	Normal Voltage	0.0000	
-20	Normal Voltage	0.0005	
-30	Normal Voltage	0.0016	
20	Maximum Voltage	0.0005	
20	Normal Voltage	0.0000	
20	Battery End Point	0.0000	



Test Conditions Temperature (°C)	Middle Channel Voltage (Volt)	WCDMA Band IV (RMC 12.2Kbps)	Limit Note 2.
		Deviation (ppm)	Result
50	Normal Voltage	0.0075	PASS
40	Normal Voltage	0.0046	
30	Normal Voltage	0.0035	
20(Ref.)	Normal Voltage	0.0000	
10	Normal Voltage	0.0012	
0	Normal Voltage	0.0035	
-10	Normal Voltage	0.0081	
-20	Normal Voltage	0.0069	
-30	Normal Voltage	0.0012	
20	Maximum Voltage	0.0006	
20	Normal Voltage	0.0000	
20	Battery End Point	0.0012	

Note:

- 1. Normal Voltage = 3.8V. ; Battery End Point (BEP) = 4.4 V. ; Maximum Voltage =3.4 V
- 2. The frequency fundamental emissions stay within the authorized frequency block.



Appendix B. Test Results of ERP/EIRP and Radiated Test

ERP/EIRP

Channel	Mode	Conducted		ERP	
		Power (dBm)	Power (Watts)	ERP(dBm)	ERP(W)
Lowest	GSM850	31.69	1.4757	28.21	0.6622
Middle	GSM	31.91	1.5524	28.43	0.6966
Highest	GT - LC = -1.33 dB	31.77	1.5031	28.29	0.6745
Lowest	GSM850	25.68	0.3698	22.20	0.1660
Middle	EDGE class 8	25.84	0.3837	22.36	0.1722
Highest	GT - LC = -1.33 dB	25.84	0.3837	22.36	0.1722
Lowest	WCDMA Band V	23.33	0.2153	19.85	0.0966
Middle	RMC 12.2Kbps	23.36	0.2168	19.88	0.0973
Highest	GT - LC = -1.33 dB	23.32	0.2148	19.84	0.0964
Limit	ERP < 7W	Result		PASS	

Channel	Mode	Conducted		EIRP	
		Power (dBm)	Power (Watts)	EIRP(dBm)	EIRP(W)
Lowest	GSM1900	29.34	0.8590	30.66	1.1641
Middle	GSM	29.68	0.9290	31.00	1.2589
Highest	(GT - LC = 1.32 dB)	29.49	0.8892	30.81	1.2050
Lowest	GSM1900	24.89	0.3083	26.21	0.4178
Middle	EDGE class 8	25.34	0.3420	26.66	0.4634
Highest	(GT - LC = 1.32 dB)	25.12	0.3251	26.44	0.4406
Lowest	WCDMA Band II	23.94	0.2477	25.26	0.3357
Middle	RMC 12.2Kbps	23.89	0.2449	25.21	0.3319
Highest	(GT - LC = 1.32 dB)	23.90	0.2455	25.22	0.3327
Limit	EIRP < 2W	Result		PASS	

Channel	Mode	Conducted		EIRP	
		Power (dBm)	Power (Watts)	EIRP(dBm)	EIRP(W)
Lowest	WCDMA Band IV	23.91	0.2460	24.94	0.3119
Middle	RMC 12.2Kbps	23.92	0.2466	24.95	0.3126
Highest	(GT - LC = 1.03 dB)	23.87	0.2438	24.90	0.3090
Limit	EIRP < 1W	Result		PASS	



Radiated Spurious Emission

GPRS850

GPRS 850									
Channel	Frequency (MHz)	ERP (dBm)	Limit (dBm)	Over Limit (dB)	SPA Reading (dBm)	S.G. Power (dBm)	TX Cable loss (dB)	TX Antenna Gain (dBi)	Polarization (H/V)
Lowest	1648	-60.63	-13	-47.63	-74.11	-66.22	0.92	8.66	H
	2472	-53.79	-13	-40.79	-72.1	-61.16	1.14	10.66	H
	3296	-55.03	-13	-42.03	-75.19	-63.57	1.32	12.01	H
									H
									H
									H
	1648	-61.43	-13	-48.43	-74.38	-67.02	0.92	8.66	V
	2472	-52.47	-13	-39.47	-70.93	-59.84	1.14	10.66	V
	3296	-54.75	-13	-41.75	-75.38	-63.29	1.32	12.01	V
									V
									V
									V
Middle	1672	-61.11	-13	-48.11	-74.66	-66.79	0.93	8.75	H
	2509	-44.76	-13	-31.76	-63.1	-52.17	1.15	10.71	H
	3345	-55.05	-13	-42.05	-75.08	-63.70	1.33	12.13	H
									H
									H
									H
	1672	-61.28	-13	-48.28	-74.2	-66.96	0.93	8.75	V
	2509	-43.58	-13	-30.58	-62.12	-50.99	1.15	10.71	V
	3345	-54.35	-13	-41.35	-74.84	-63.00	1.33	12.13	V
									V
									V
									V



Highest	1697	-60.59	-13	-47.59	-74.21	-66.35	0.94	8.85	H
	2546	-50.21	-13	-37.21	-68.56	-57.65	1.16	10.76	H
	3395	-54.69	-13	-41.69	-74.62	-63.45	1.34	12.25	H
									H
									H
									H
									H
	1697	-61.51	-13	-48.51	-74.41	-67.27	0.94	8.85	V
	2546	-50.25	-13	-37.25	-68.7	-57.69	1.16	10.76	V
	3395	-54.75	-13	-41.75	-75.11	-63.51	1.34	12.25	V
									V
									V
									V
									V

Remark: Spurious emissions within 30-1000MHz were found more than 20dB below limit line.



EDGE 850

EDGE 850									
Channel	Frequency (MHz)	ERP (dBm)	Limit (dBm)	Over Limit (dB)	SPA Reading (dBm)	S.G. Power (dBm)	TX Cable loss (dB)	TX Antenna Gain (dBi)	Polarization (H/V)
Lowest	1648	-59.88	-13	-46.88	-73.36	-65.47	0.92	8.66	H
	2472	-52.33	-13	-39.33	-70.64	-59.70	1.14	10.66	H
	3296	-54.97	-13	-41.97	-75.13	-63.51	1.32	12.01	H
									H
									H
									H
									H
	1648	-61.17	-13	-48.17	-74.12	-66.76	0.92	8.66	V
	2472	-52.42	-13	-39.42	-70.88	-59.79	1.14	10.66	V
	3296	-54.57	-13	-41.57	-75.2	-63.11	1.32	12.01	V
									V
									V
									V
									V
Middle	1672	-60.81	-13	-47.81	-74.36	-66.49	0.93	8.75	H
	2509	-48.27	-13	-35.27	-66.61	-55.68	1.15	10.71	H
	3345	-54.81	-13	-41.81	-74.84	-63.46	1.33	12.13	H
									H
									H
									H
									H
	1672	-61.56	-13	-48.56	-74.48	-67.24	0.93	8.75	V
	2509	-47.38	-13	-34.38	-65.92	-54.79	1.15	10.71	V
	3345	-54.51	-13	-41.51	-75	-63.16	1.33	12.13	V
									V
									V
									V
									V



Highest	1697	-60.33	-13	-47.33	-73.95	-66.09	0.94	8.85	H
	2546	-49.45	-13	-36.45	-67.8	-56.89	1.16	10.76	H
	3395	-55.18	-13	-42.18	-75.11	-63.94	1.34	12.25	H
									H
									H
									H
									H
	1697	-61.51	-13	-48.51	-74.41	-67.27	0.94	8.85	V
	2546	-49.45	-13	-36.45	-67.9	-56.89	1.16	10.76	V
	3395	-54.76	-13	-41.76	-75.12	-63.52	1.34	12.25	V
									V
									V
									V
									V

Remark: Spurious emissions within 30-1000MHz were found more than 20dB below limit line.



WCDMA 850

WCDMA 850									
Channel	Frequency (MHz)	ERP (dBm)	Limit (dBm)	Over Limit (dB)	SPA Reading (dBm)	S.G. Power (dBm)	TX Cable loss (dB)	TX Antenna Gain (dBi)	Polarization (H/V)
Lowest	1652	-60.91	-13	-47.91	-74.4	-66.52	0.92	8.68	H
	2479	-56.00	-13	-43.00	-74.32	-63.38	1.15	10.67	H
	3305	-55.27	-13	-42.27	-75.4	-63.83	1.32	12.03	H
									H
									H
									H
									H
	1652	-61.60	-13	-48.60	-74.55	-67.21	0.92	8.68	V
	2479	-55.64	-13	-42.64	-74.13	-63.02	1.15	10.67	V
	3305	-54.81	-13	-41.81	-75.41	-63.37	1.32	12.03	V
									V
									V
									V
									V
Middle	1672	-60.14	-13	-47.14	-73.69	-65.82	0.93	8.75	H
	2509	-55.83	-13	-42.83	-74.17	-63.24	1.15	10.71	H
	3345	-54.72	-13	-41.72	-74.75	-63.37	1.33	12.13	H
									H
									H
									H
									H
	1672	-61.32	-13	-48.32	-74.24	-67.00	0.93	8.75	V
	2509	-55.85	-13	-42.85	-74.39	-63.26	1.15	10.71	V
	3345	-54.53	-13	-41.53	-75.02	-63.18	1.33	12.13	V
									V
									V
									V
									V



Highest	1693	-61.04	-13	-48.04	-74.64	-66.79	0.94	8.83	H
	2539	-56.90	-13	-43.90	-75.24	-64.34	1.16	10.75	H
	3386	-55.59	-13	-42.59	-75.53	-64.33	1.34	12.23	H
									H
									H
									H
									H
	1693	-61.52	-13	-48.52	-74.42	-67.27	0.94	8.83	V
	2539	-56.51	-13	-43.51	-74.98	-63.95	1.16	10.75	V
	3386	-54.92	-13	-41.92	-75.3	-63.66	1.34	12.23	V
									V
									V
									V
									V

Remark: Spurious emissions within 30-1000MHz were found more than 20dB below limit line.



GPRS 1900

GPRS 1900									
Channel	Frequency (MHz)	EIRP (dBm)	Limit (dBm)	Over Limit (dB)	SPA Reading (dBm)	S.G. Power (dBm)	TX Cable loss (dB)	TX Antenna Gain (dBi)	Polarization (H/V)
Lowest	3700	-51.92	-13	-38.92	-74.67	-63.13	1.41	12.62	H
	5550	-47.30	-13	-34.30	-75.02	-58.86	1.74	13.30	H
	7400	-43.02	-13	-30.02	-73.96	-52.34	1.94	11.26	H
									H
									H
									H
									H
	3700	-51.82	-13	-38.82	-74.71	-63.03	1.41	12.62	V
	5550	-48.08	-13	-35.08	-75.32	-59.64	1.74	13.30	V
	7400	-44.43	-13	-31.43	-75.21	-53.75	1.94	11.26	V
									V
									V
									V
									V
Middle	3760	-52.59	-13	-39.59	-75.55	-63.82	1.43	12.66	H
	5640	-47.79	-13	-34.79	-75.51	-59.36	1.73	13.30	H
	7520	-45.98	-13	-32.98	-76.3	-55.09	1.99	11.10	H
									H
									H
									H
									H
	3760	-52.61	-13	-39.61	-75.79	-63.84	1.43	12.66	V
	5640	-48.17	-13	-35.17	-75.48	-59.74	1.73	13.30	V
	7520	-45.94	-13	-32.94	-76.22	-55.05	1.99	11.10	V
									V
									V
									V
									V



Highest	3819	-52.41	-13	-39.41	-75.56	-63.66	1.44	12.69	H
	5729	-47.59	-13	-34.59	-75.7	-59.16	1.73	13.30	H
	7639	-45.92	-13	-32.92	-75.76	-55.04	2.01	11.13	H
									H
									H
									H
									H
	3819	-52.22	-13	-39.22	-75.61	-63.47	1.44	12.69	V
	5729	-48.42	-13	-35.42	-75.89	-59.99	1.73	13.30	V
	7639	-46.32	-13	-33.32	-76.07	-55.44	2.01	11.13	V
									V
									V
									V
									V

Remark: Spurious emissions within 30-1000MHz were found more than 20dB below limit line.



EDGE1900

EDGE 1900									
Channel	Frequency (MHz)	EIRP (dBm)	Limit (dBm)	Over Limit (dB)	SPA Reading (dBm)	S.G. Power (dBm)	TX Cable loss (dB)	TX Antenna Gain (dBi)	Polarization (H/V)
Lowest	3700	-52.77	-13	-39.77	-75.52	-63.98	1.41	12.62	H
	5550	-48.34	-13	-35.34	-76.06	-59.90	1.74	13.30	H
	7400	-44.31	-13	-31.31	-75.25	-53.63	1.94	11.26	H
									H
									H
									H
									H
	3700	-52.61	-13	-39.61	-75.5	-63.82	1.41	12.62	V
	5550	-48.58	-13	-35.58	-75.82	-60.14	1.74	13.30	V
	7400	-45.41	-13	-32.41	-76.19	-54.73	1.94	11.26	V
									V
									V
									V
									V
Middle	3760	-52.58	-13	-39.58	-75.54	-63.81	1.43	12.66	H
	5640	-47.77	-13	-34.77	-75.49	-59.34	1.73	13.30	H
	7520	-46.13	-13	-33.13	-76.45	-55.24	1.99	11.10	H
									H
									H
									H
									H
	3760	-52.65	-13	-39.65	-75.83	-63.88	1.43	12.66	V
	5640	-48.20	-13	-35.20	-75.51	-59.77	1.73	13.30	V
	7520	-46.21	-13	-33.21	-76.49	-55.32	1.99	11.10	V
									V
									V
									V
									V



Highest	3819	-52.38	-13	-39.38	-75.53	-63.63	1.44	12.69	H
	5729	-47.47	-13	-34.47	-75.58	-59.04	1.73	13.30	H
	7639	-46.30	-13	-33.30	-76.14	-55.42	2.01	11.13	H
									H
									H
									H
									H
	3819	-52.28	-13	-39.28	-75.67	-63.53	1.44	12.69	V
	5729	-47.30	-13	-34.30	-74.77	-58.87	1.73	13.30	V
	7639	-46.27	-13	-33.27	-76.02	-55.39	2.01	11.13	V
									V
									V
									V
									V

Remark: Spurious emissions within 30-1000MHz were found more than 20dB below limit line.



WCDMA 1900

WCDMA 1900									
Channel	Frequency (MHz)	EIRP (dBm)	Limit (dBm)	Over Limit (dB)	SPA Reading (dBm)	S.G. Power (dBm)	TX Cable loss (dB)	TX Antenna Gain (dBi)	Polarization (H/V)
Lowest	3704	-52.78	-13	-39.78	-75.55	-63.99	1.41	12.62	H
	5557	-48.39	-13	-35.39	-76.09	-59.95	1.74	13.30	H
	7409	-44.67	-13	-31.67	-75.56	-53.97	1.94	11.25	H
									H
									H
									H
									H
	3704	-52.51	-13	-39.51	-75.43	-63.72	1.41	12.62	V
	5557	-48.63	-13	-35.63	-75.88	-60.19	1.74	13.30	V
	7409	-45.23	-13	-32.23	-75.97	-54.53	1.94	11.25	V
									V
									V
									V
									V
Middle	3760	-52.77	-13	-39.77	-75.73	-64.00	1.43	12.66	H
	5640	-48.04	-13	-35.04	-75.76	-59.61	1.73	13.30	H
	7520	-45.87	-13	-32.87	-76.19	-54.98	1.99	11.10	H
									H
									H
									H
									H
	3760	-52.29	-13	-39.29	-75.47	-63.52	1.43	12.66	V
	5640	-48.48	-13	-35.48	-75.79	-60.05	1.73	13.30	V
	7520	-46.13	-13	-33.13	-76.41	-55.24	1.99	11.10	V
									V
									V
									V
									V



Highest	3815	-52.66	-13	-39.66	-75.8	-63.91	1.44	12.69	H
	5722	-48.09	-13	-35.09	-76.17	-59.66	1.73	13.30	H
	7630	-46.23	-13	-33.23	-76.07	-55.35	2.01	11.13	H
									H
									H
									H
									H
	3815	-52.29	-13	-39.29	-75.67	-63.54	1.44	12.69	V
	5722	-48.32	-13	-35.32	-75.78	-59.89	1.73	13.30	V
	7630	-46.16	-13	-33.16	-75.92	-55.28	2.01	11.13	V
									V
									V
									V
									V

Remark: Spurious emissions within 30-1000MHz were found more than 20dB below limit line.



WCDMA 1700

WCDMA 1700									
Channel	Frequency (MHz)	EIRP (dBm)	Limit (dBm)	Over Limit (dB)	SPA Reading (dBm)	S.G. Power (dBm)	TX Cable loss (dB)	TX Antenna Gain (dBi)	Polarization (H/V)
Lowest	3427	-54.16	-13	-41.16	-75.05	-65.14	1.35	12.32	H
	5135	-48.32	-13	-35.32	-74.78	-59.46	1.65	12.79	H
	6850	-44.51	-13	-31.51	-74.14	-54.88	1.74	12.11	H
									H
									H
									H
									H
	3427	-53.87	-13	-40.87	-75.17	-64.85	1.35	12.32	V
	5135	-49.06	-13	-36.06	-75.27	-60.20	1.65	12.79	V
	6850	-44.75	-13	-31.75	-73.97	-55.12	1.74	12.11	V
									V
									V
									V
									V
Middle	3462	-53.91	-13	-40.91	-75.15	-64.97	1.35	12.41	H
	5198	-48.93	-13	-35.93	-75.43	-60.15	1.66	12.88	H
	6927	-43.89	-13	-30.89	-73.85	-54.16	1.73	12.00	H
									H
									H
									H
									H
	3462	-53.38	-13	-40.38	-75.01	-64.44	1.35	12.41	V
	5198	-49.38	-13	-36.38	-75.72	-60.60	1.66	12.88	V
	6927	-44.48	-13	-31.48	-73.99	-54.75	1.73	12.00	V
									V
									V
									V
									V



Highest	3504	-53.25	-13	-40.25	-74.88	-64.39	1.36	12.50	H
	5254	-48.19	-13	-35.19	-74.87	-59.47	1.68	12.96	H
	7011	-43.87	-13	-30.87	-74.19	-54.03	1.73	11.88	H
									H
									H
									H
									H
	3504	-53.00	-13	-40.00	-74.98	-64.14	1.36	12.50	V
	5254	-49.23	-13	-36.23	-75.68	-60.51	1.68	12.96	V
	7011	-44.36	-13	-31.36	-74.19	-54.52	1.73	11.88	V
									V
									V
									V
									V

Remark: Spurious emissions within 30-1000MHz were found more than 20dB below limit line.

————THE END————