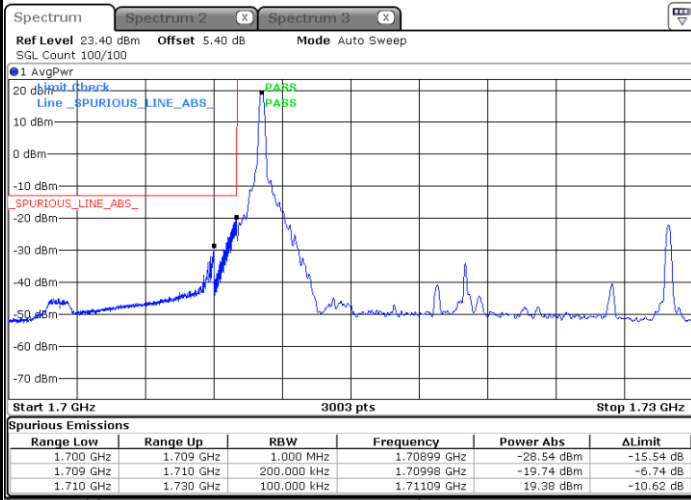




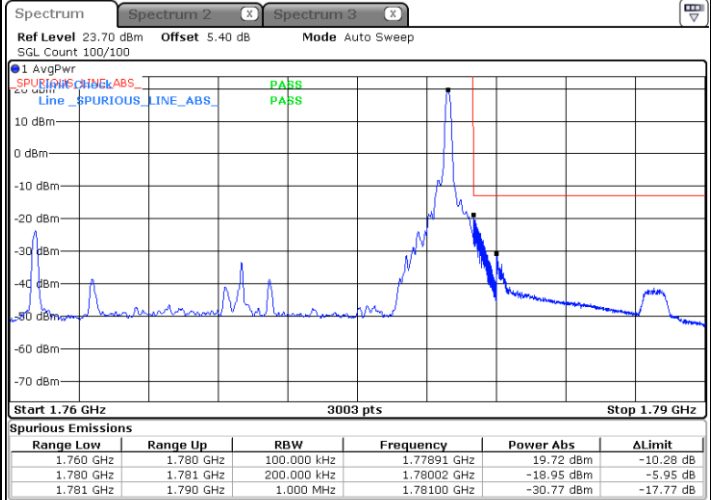
LTE Band 66 / 20MHz / 64QAM

Lowest Band Edge / 1 RB



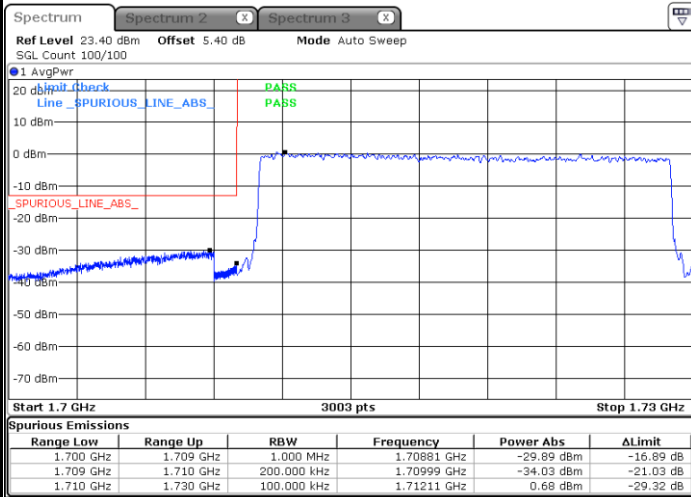
Date: 23 DEC 2019 07:18:20

Highest Band Edge / 1 RB



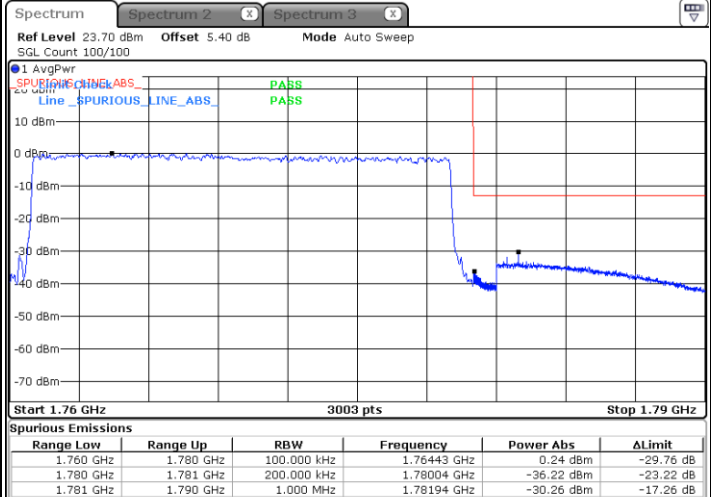
Date: 23 DEC 2019 08:14:52

Lowest Band Edge / Full RB



Date: 23 DEC 2019 07:11:58

Highest Band Edge / Full RB



Date: 23 DEC 2019 07:31:15



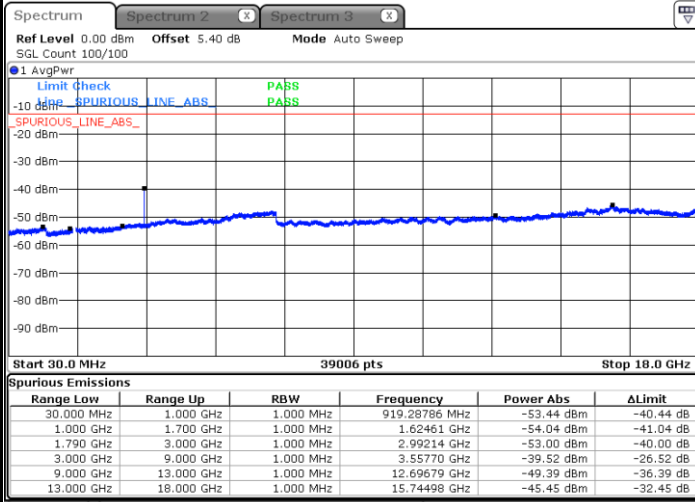
# Conducted Spurious Emission





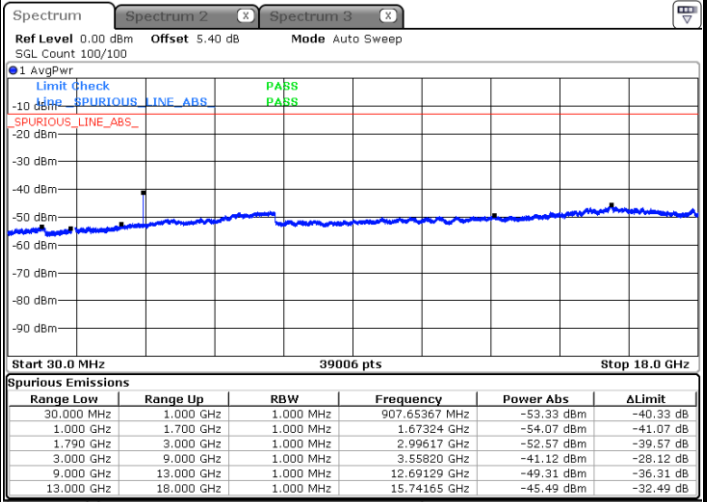
LTE Band 66 / 1.4MHz

Highest Channel / QPSK



Date: 23 DEC 2019 06:09:57

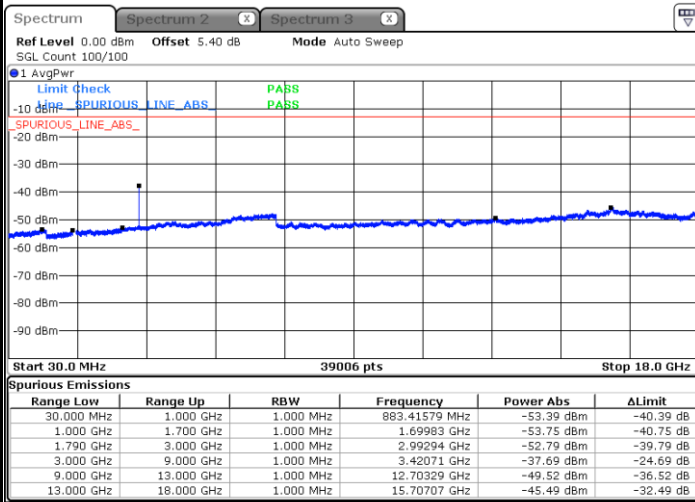
Highest Channel / 16QAM



Date: 23 DEC 2019 06:10:37

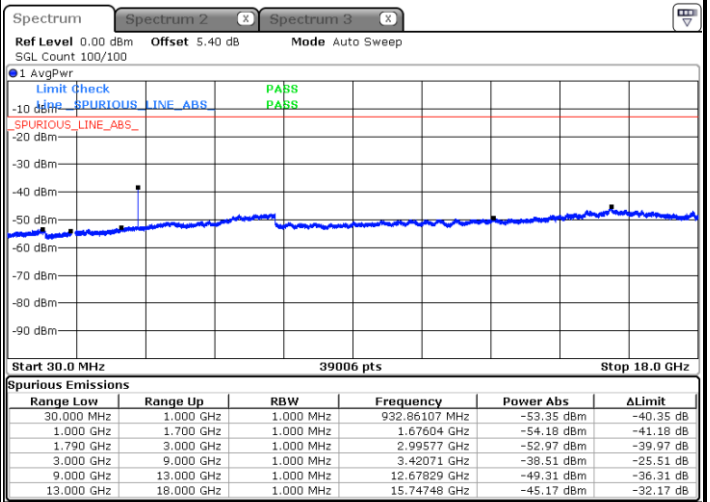
LTE Band 66 / 3MHz

Lowest Channel / QPSK



Date: 23 DEC 2019 06:34:44

Lowest Channel / 16QAM

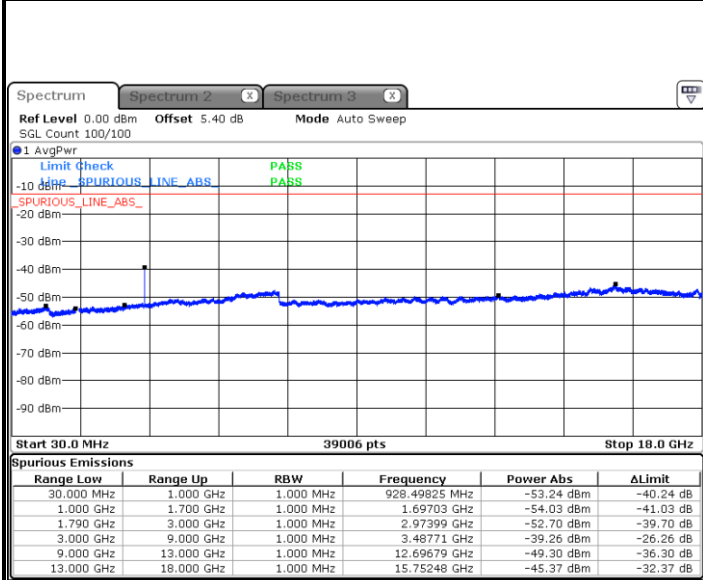


Date: 23 DEC 2019 06:36:28



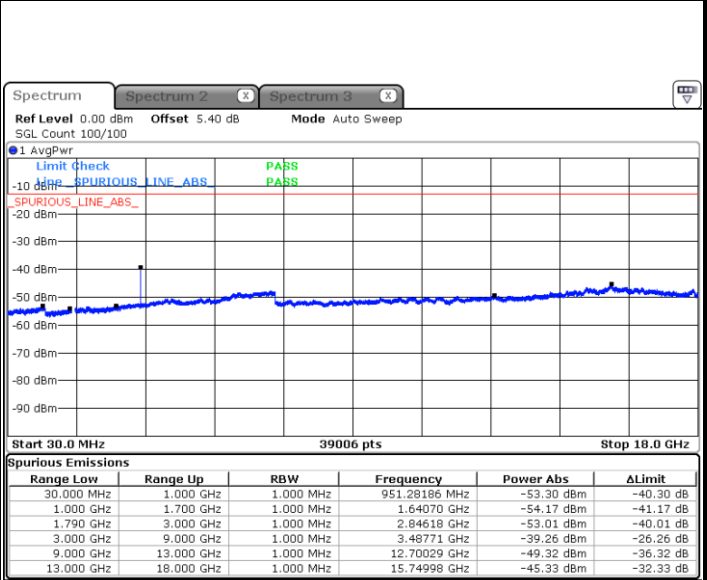
LTE Band 66 / 3MHz

Middle Channel / QPSK



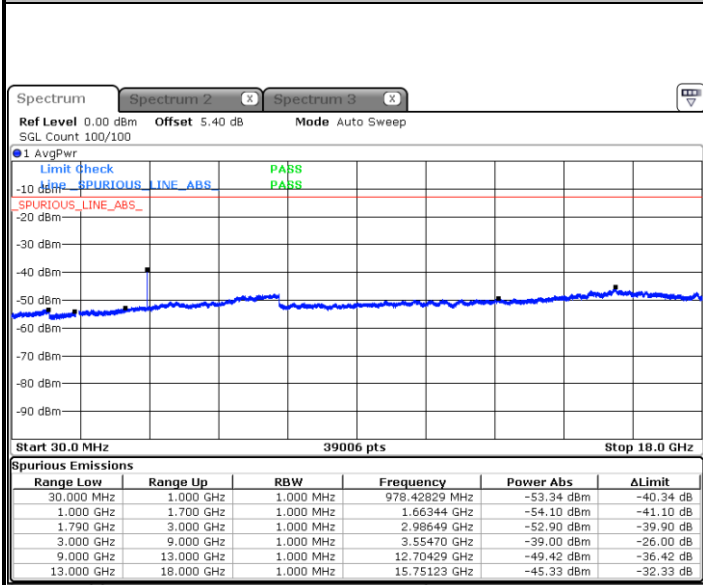
Date: 23 DEC.2019 06:28:10

Middle Channel / 16QAM



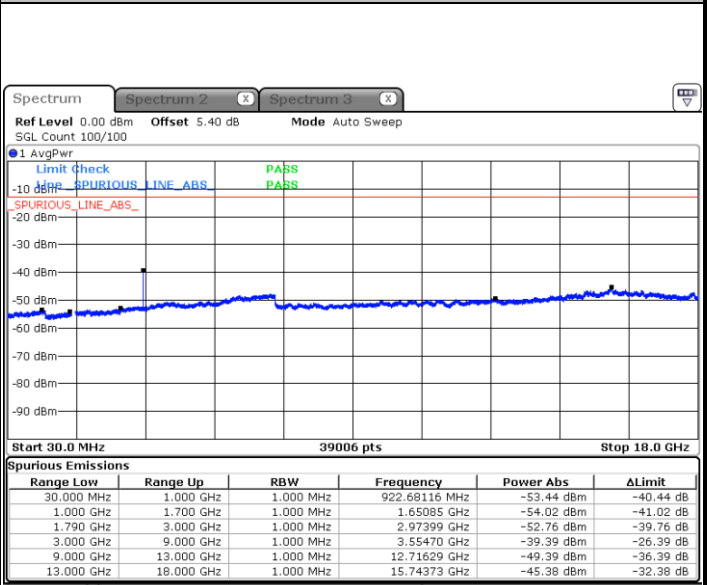
Date: 23 DEC.2019 06:27:13

Highest Channel / QPSK



Date: 23 DEC.2019 06:24:08

Highest Channel / 16QAM



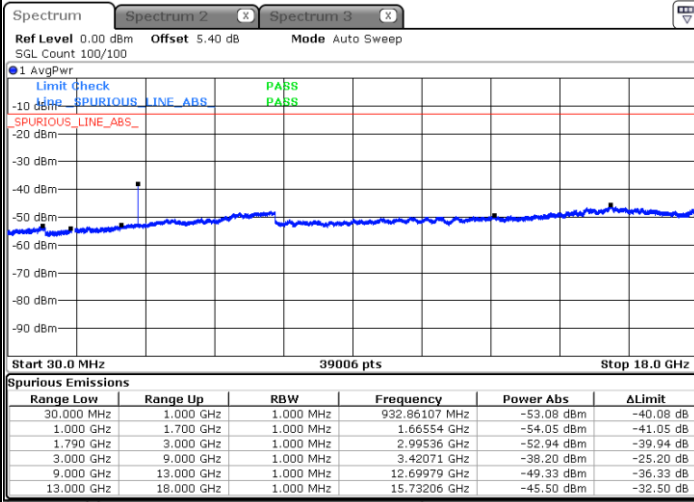
Date: 23 DEC.2019 06:25:01



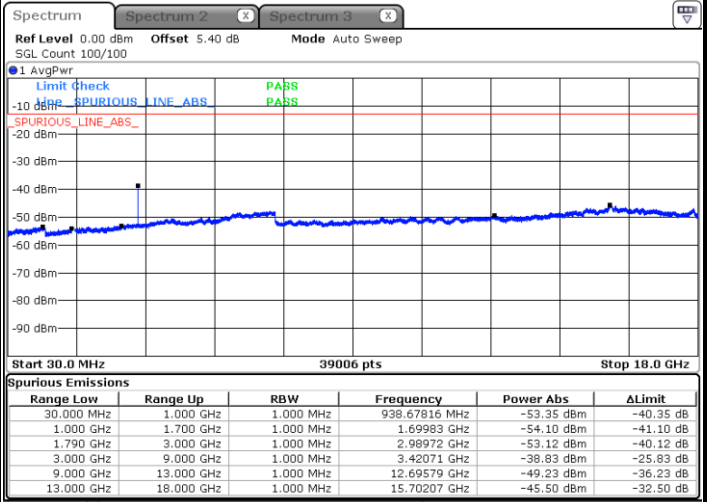
LTE Band 66 / 5MHz

Lowest Channel / QPSK

Lowest Channel / 16QAM



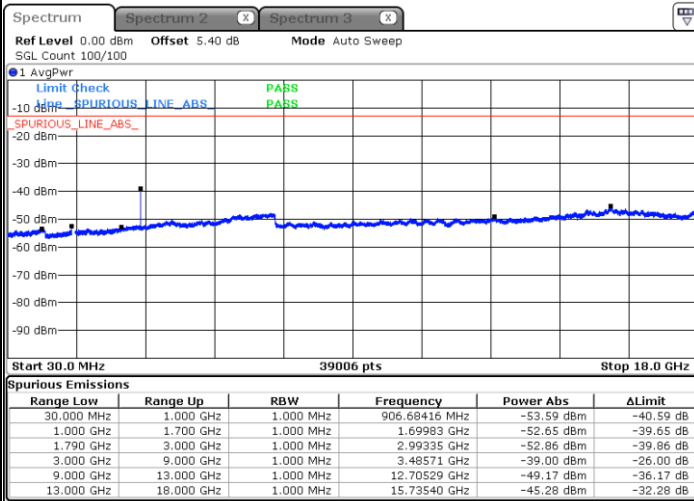
Date: 23 DEC 2019 05:13:39



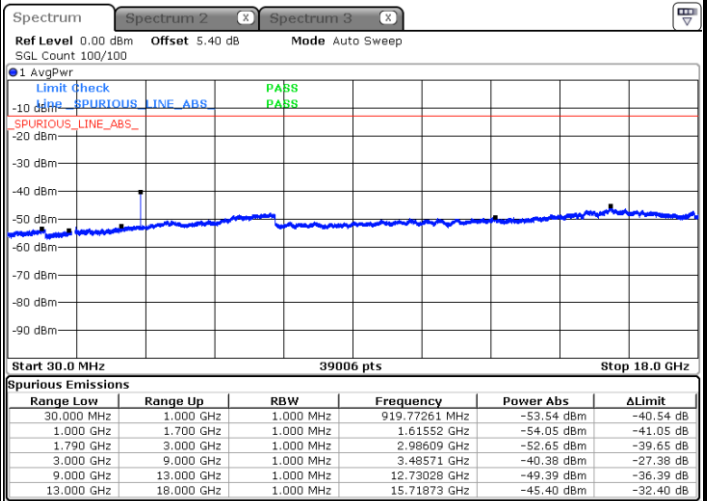
Date: 23 DEC 2019 05:12:19

Middle Channel / QPSK

Middle Channel / 16QAM



Date: 23 DEC 2019 05:03:57

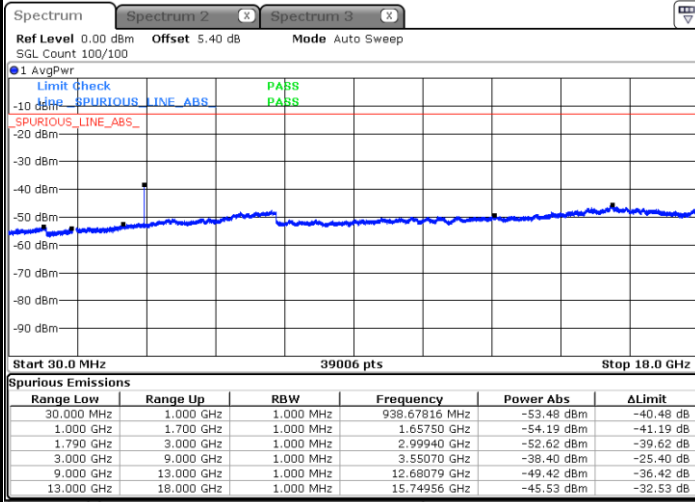


Date: 23 DEC 2019 05:05:12



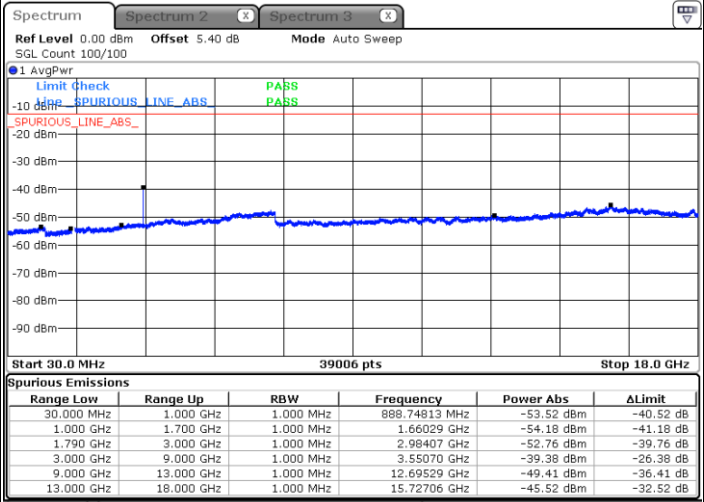
LTE Band 66 / 5MHz

Highest Channel / QPSK



Date: 23 DEC 2019 05:20:26

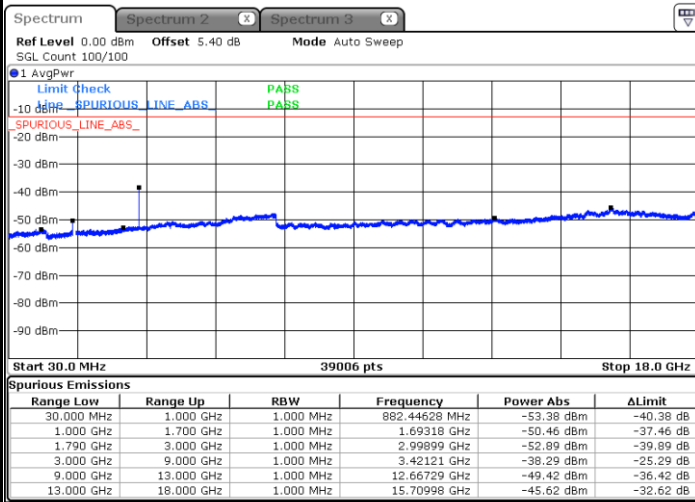
Highest Channel / 16QAM



Date: 23 DEC 2019 05:19:44

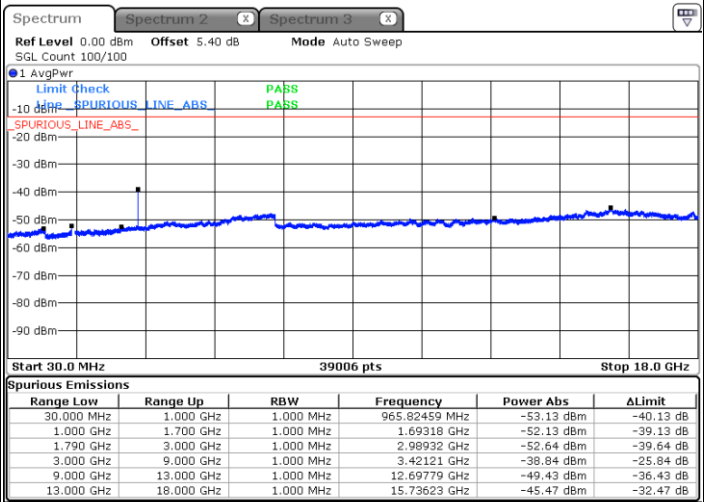
LTE Band 66 / 10MHz

Lowest Channel / QPSK



Date: 23 DEC 2019 06:41:03

Lowest Channel / 16QAM



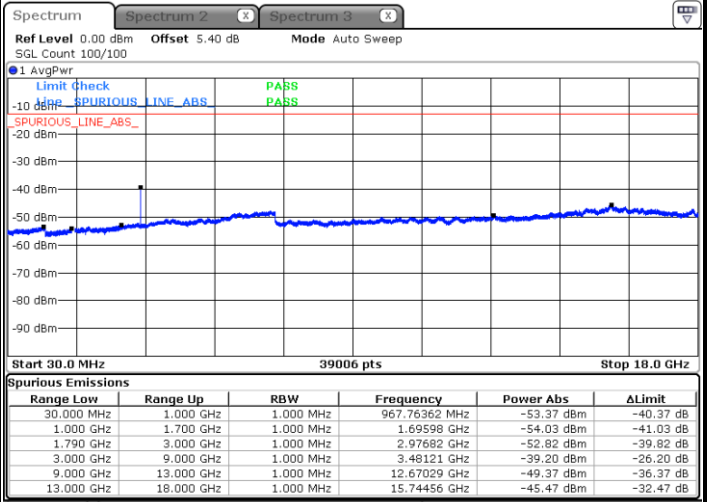
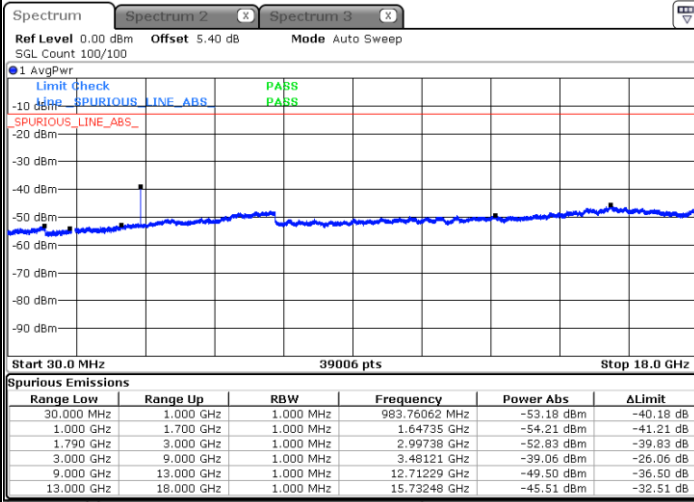
Date: 23 DEC 2019 06:41:58



LTE Band 66 / 10MHz

Middle Channel / QPSK

Middle Channel / 16QAM

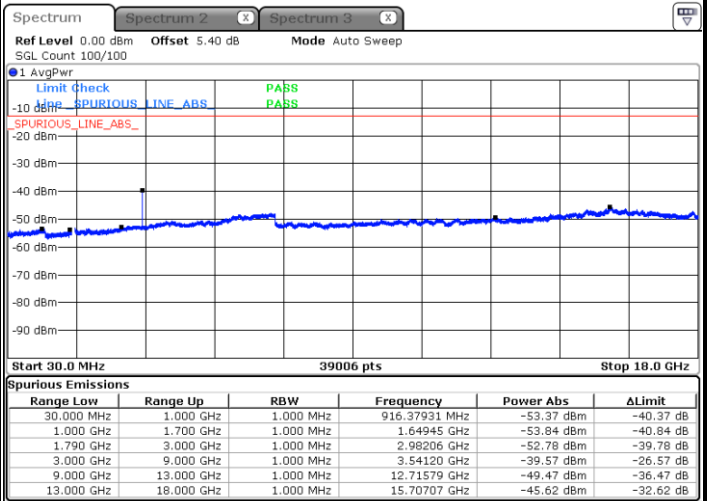
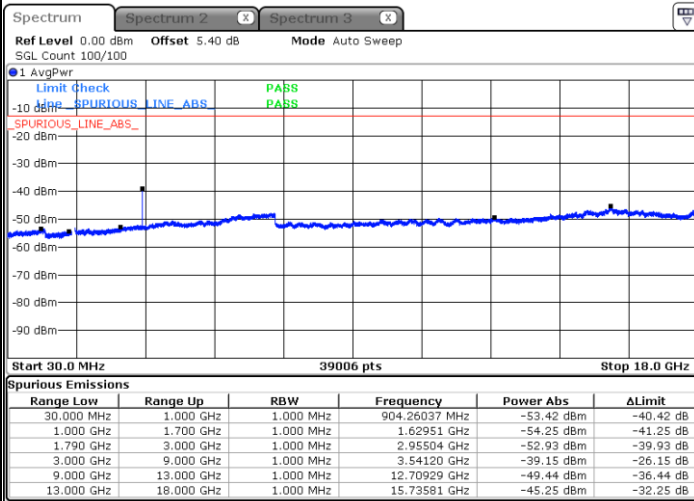


Date: 23 DEC.2019 06:45:12

Date: 23 DEC.2019 06:44:32

Highest Channel / QPSK

Highest Channel / 16QAM



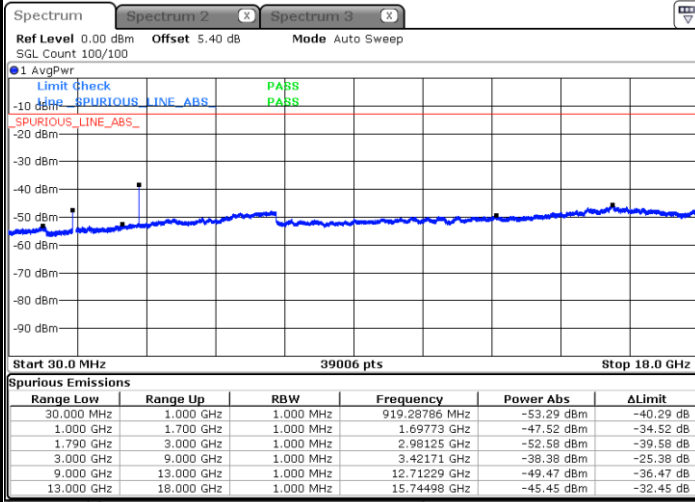
Date: 23 DEC.2019 06:49:31

Date: 23 DEC.2019 06:50:24



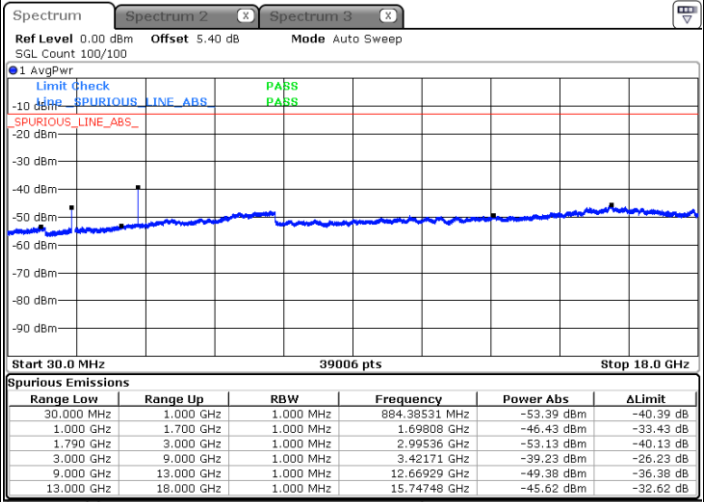
LTE Band 66 / 15MHz

Lowest Channel / QPSK



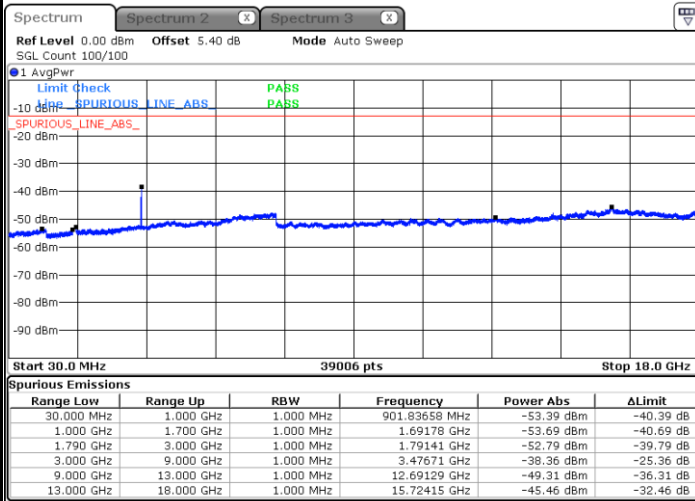
Date: 23 DEC 2019 07:08:28

Lowest Channel / 16QAM



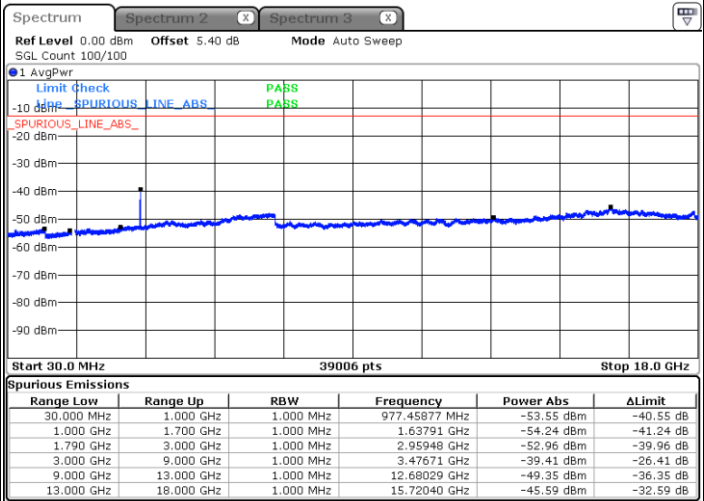
Date: 23 DEC 2019 07:09:40

Middle Channel / QPSK



Date: 23 DEC 2019 07:01:14

Middle Channel / 16QAM



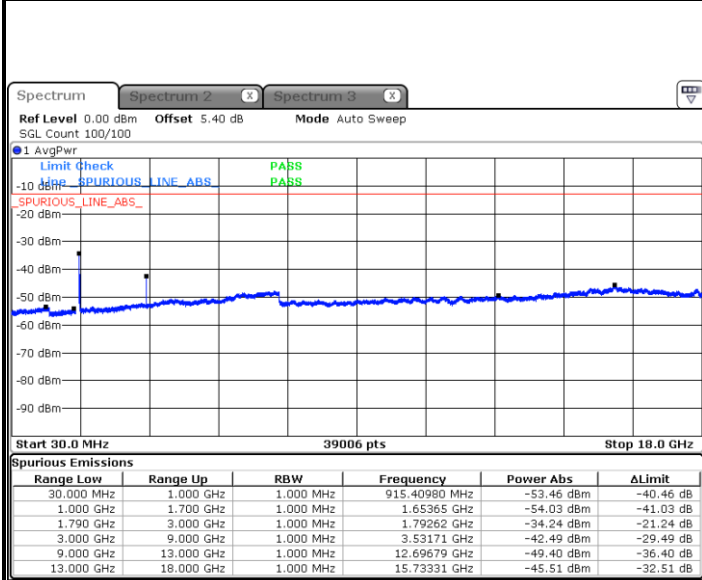
Date: 23 DEC 2019 07:00:25





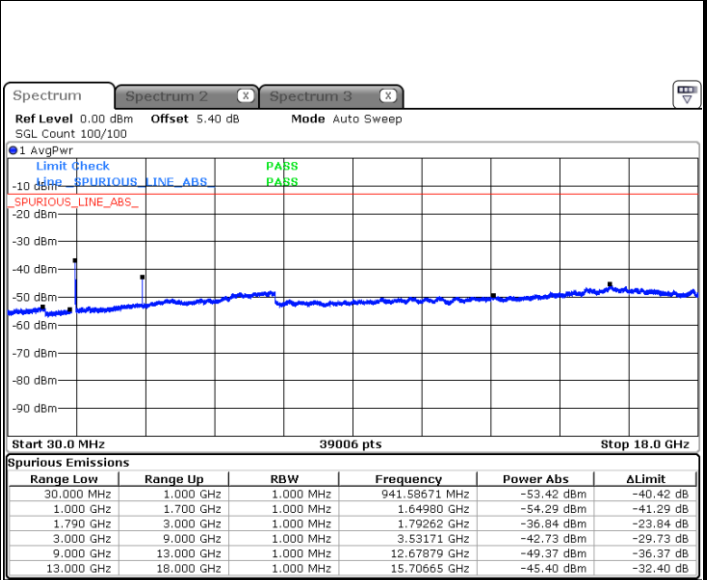
LTE Band 66 / 15MHz

Highest Channel / QPSK



Date: 23 DEC 2019 06:57:02

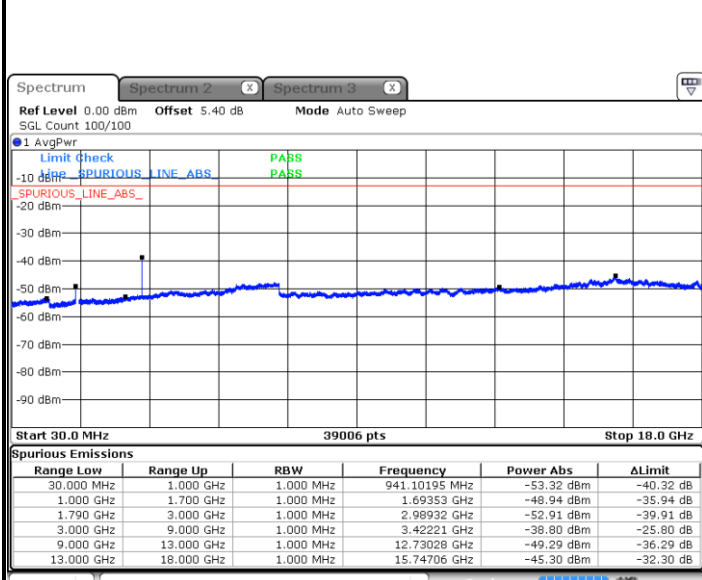
Highest Channel / 16QAM



Date: 23 DEC 2019 06:58:04

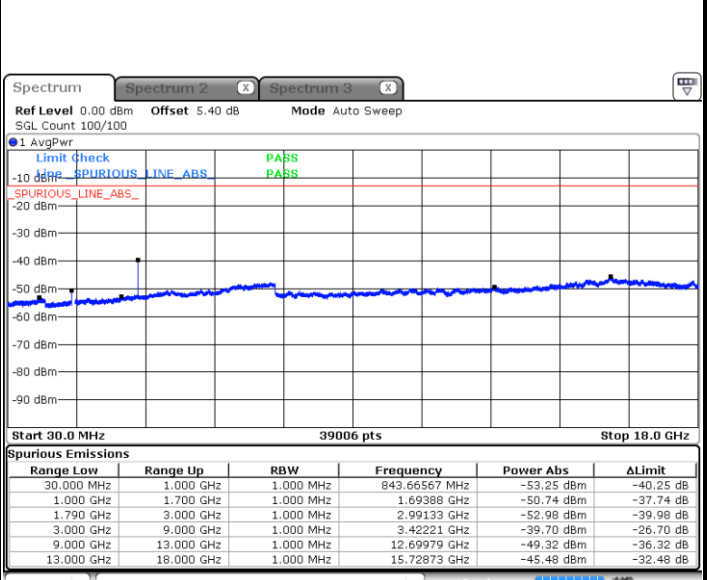
LTE Band 66 / 20MHz

Lowest Channel / QPSK



Date: 23 DEC 2019 07:16:48

Lowest Channel / 16QAM



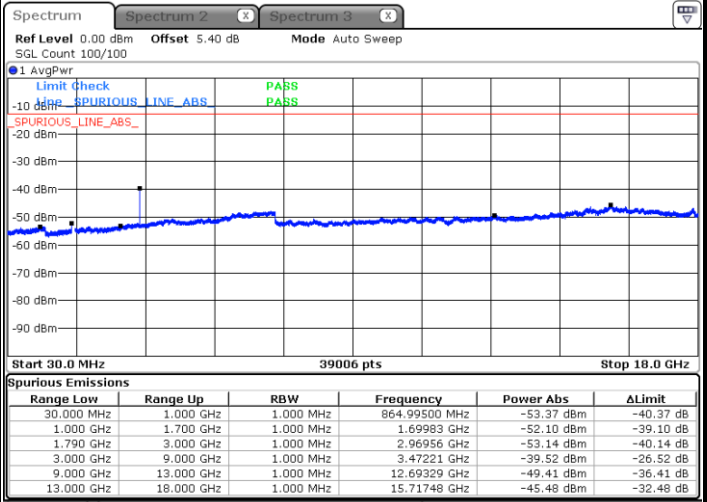
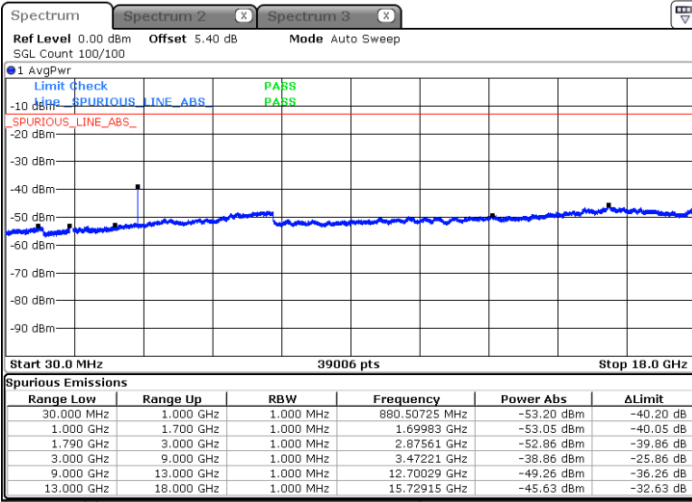
Date: 23 DEC 2019 07:17:50



LTE Band 66 / 20MHz

Middle Channel / QPSK

Middle Channel / 16QAM

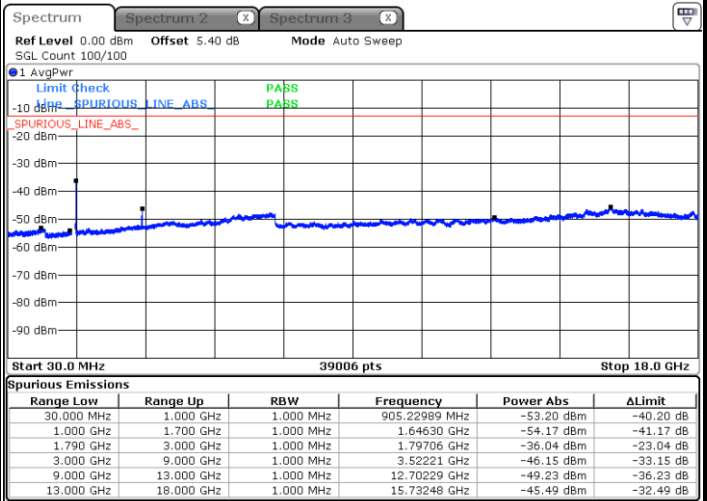
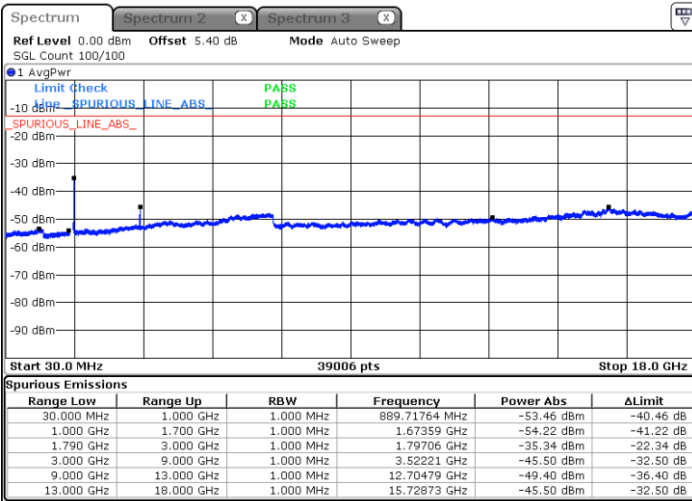


Date: 23 DEC 2019 07:23:12

Date: 23 DEC 2019 07:21:54

Highest Channel / QPSK

Highest Channel / 16QAM



Date: 23 DEC 2019 08:13:50

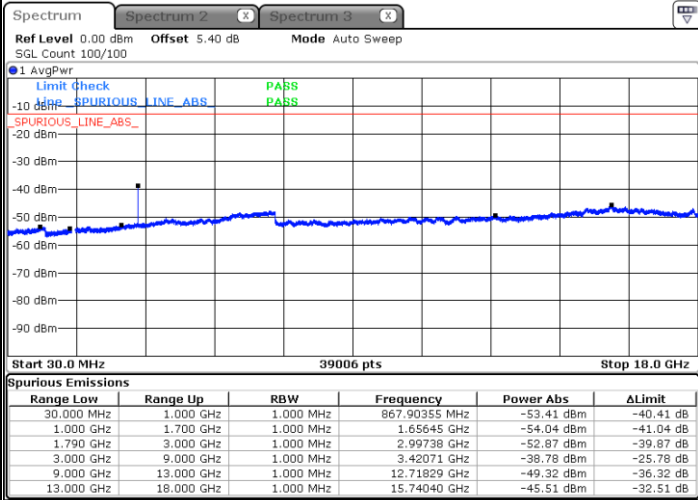
Date: 23 DEC 2019 07:34:27



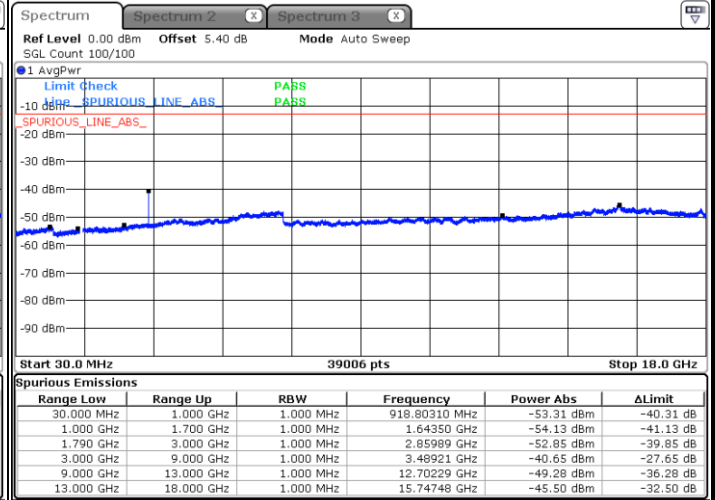
LTE Band 66 / 1.4MHz

Lowest Channel / 64QAM

Middle Channel / 64QAM

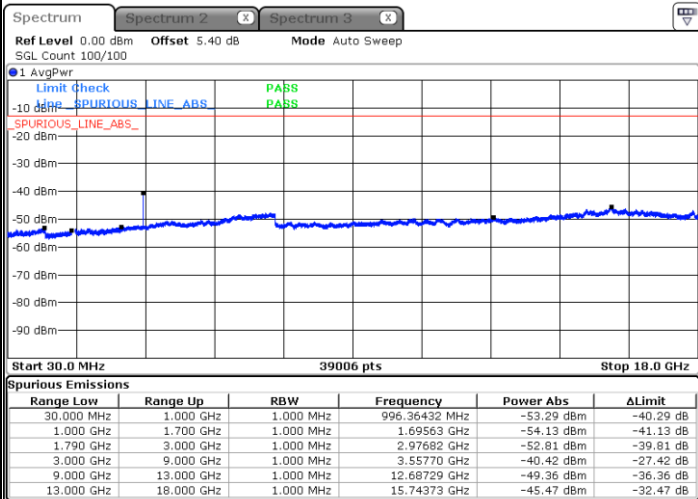


Date: 23 DEC 2019 05:32:19



Date: 23 DEC 2019 05:31:23

Highest Channel / 64QAM



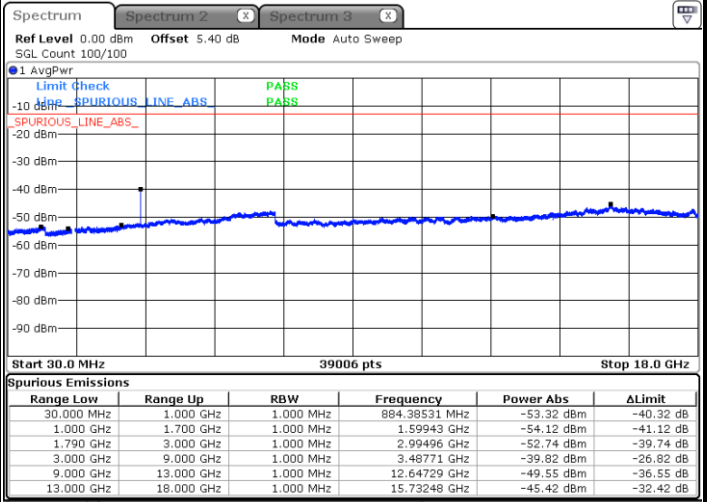
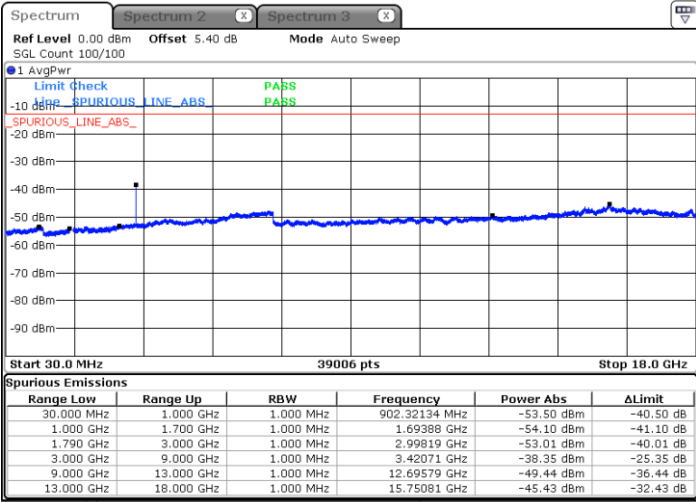
Date: 23 DEC 2019 06:11:30



LTE Band 66 / 3MHz

Lowest Channel / 64QAM

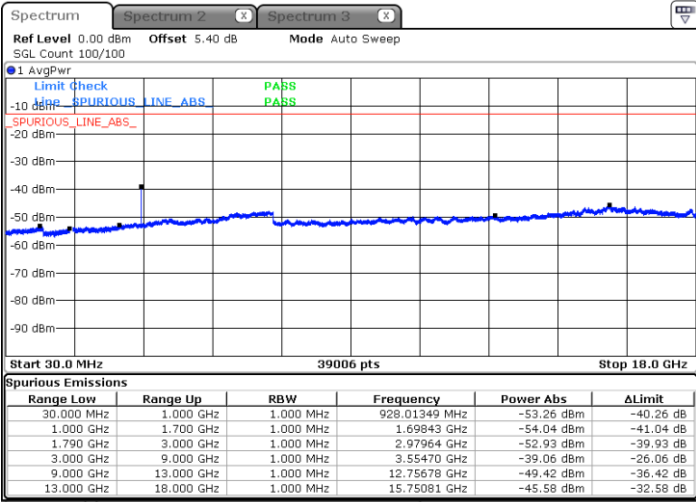
Middle Channel / 64QAM



Date: 23 DEC.2019 06:37:42

Date: 23 DEC.2019 06:26:35

Highest Channel / 64QAM



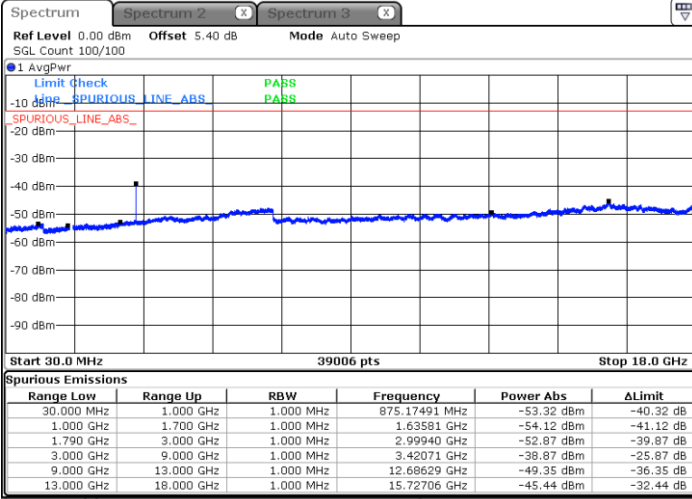
Date: 23 DEC.2019 06:25:49



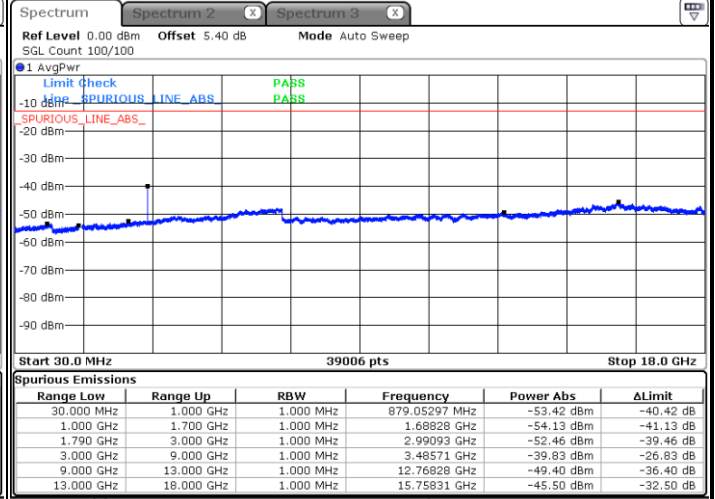
LTE Band 66 / 5MHz

Lowest Channel / 64QAM

Middle Channel / 64QAM

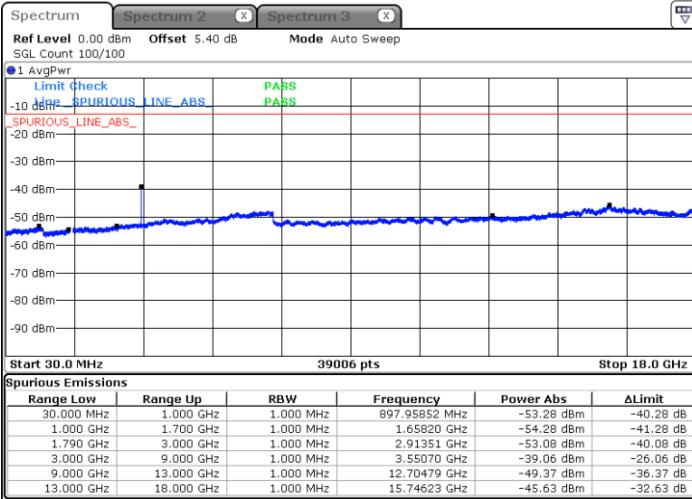


Date: 23 DEC.2019 05:11:35



Date: 23 DEC.2019 05:06:08

Highest Channel / 64QAM

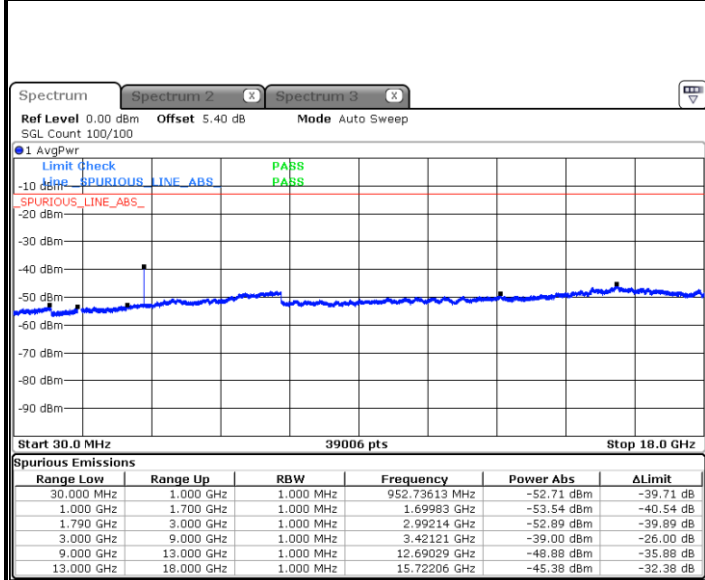


Date: 23 DEC.2019 05:17:55



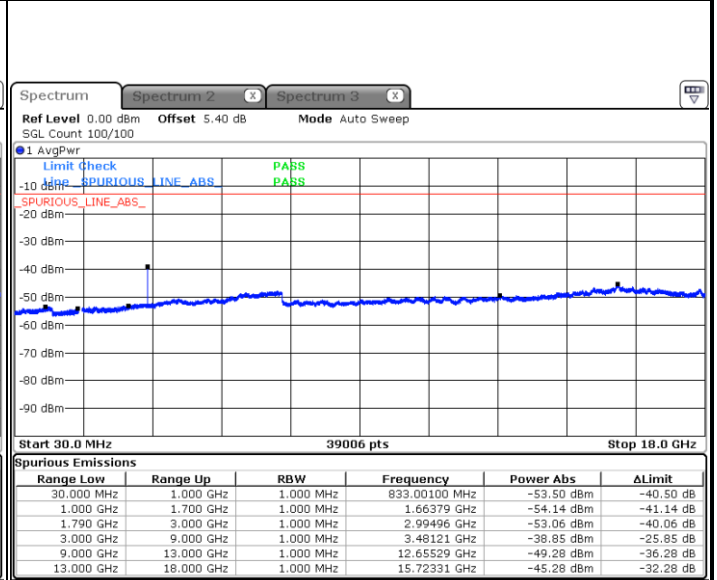
**LTE Band 66 / 10MHz**

**Lowest Channel / 64QAM**



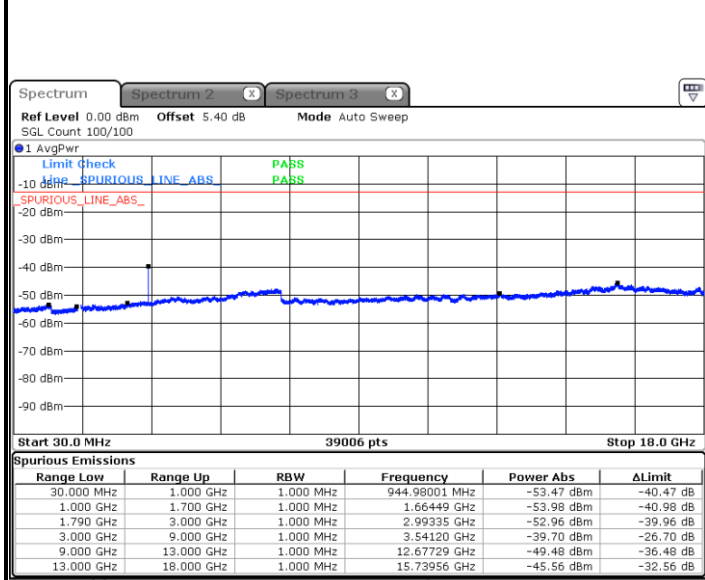
Date: 23 DEC.2019 06:42:48

**Middle Channel / 64QAM**



Date: 23 DEC.2019 06:43:43

**Highest Channel / 64QAM**



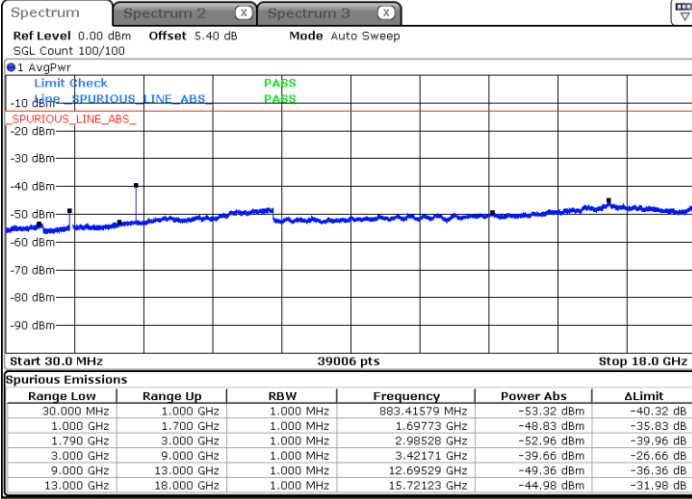
Date: 23 DEC.2019 06:51:10



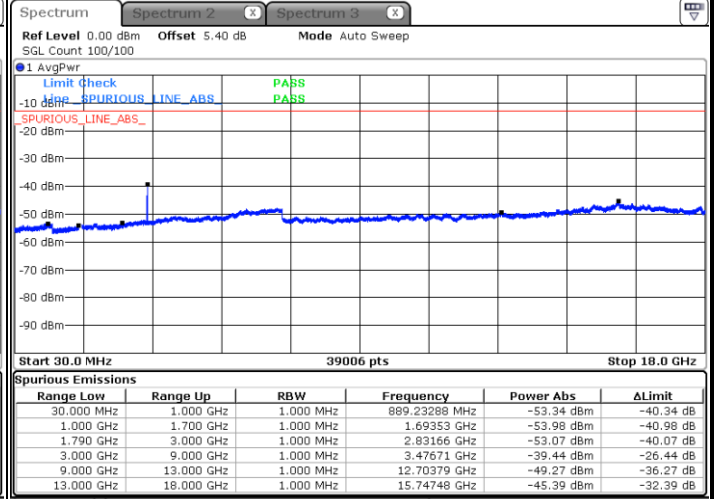
LTE Band 66 / 15MHz

Lowest Channel / 64QAM

Middle Channel / 64QAM

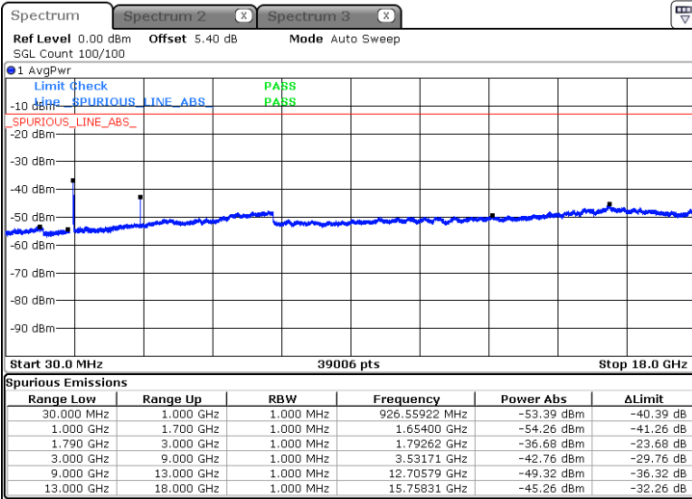


Date: 23 DEC.2019 07:10:36



Date: 23 DEC.2019 06:59:41

Highest Channel / 64QAM



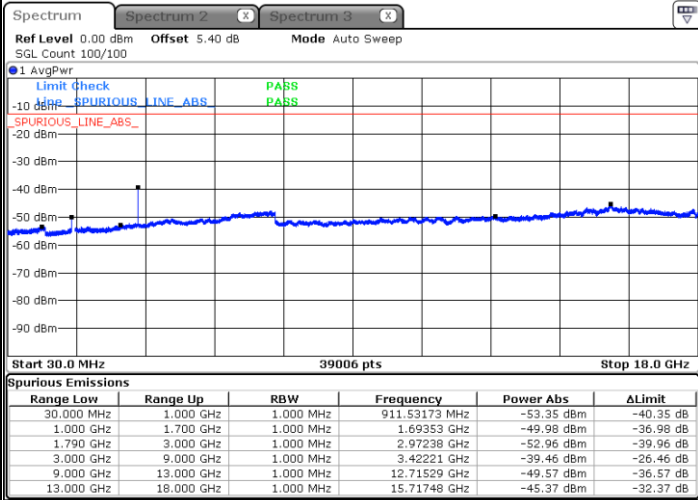
Date: 23 DEC.2019 06:58:53



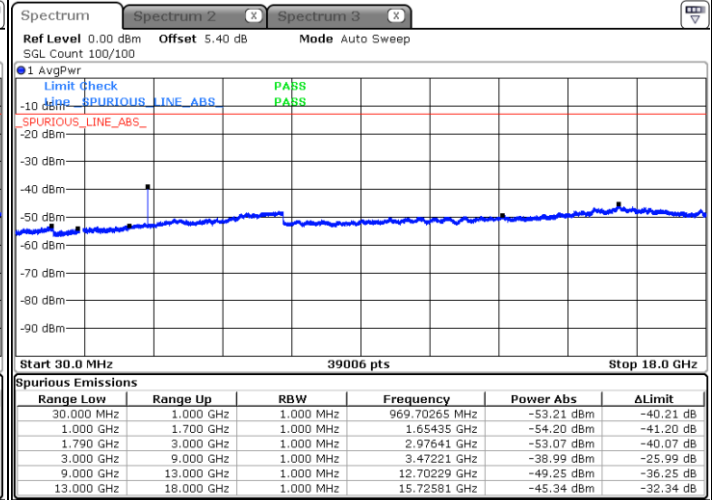
LTE Band 66 / 20MHz

Lowest Channel / 64QAM

Middle Channel / 64QAM

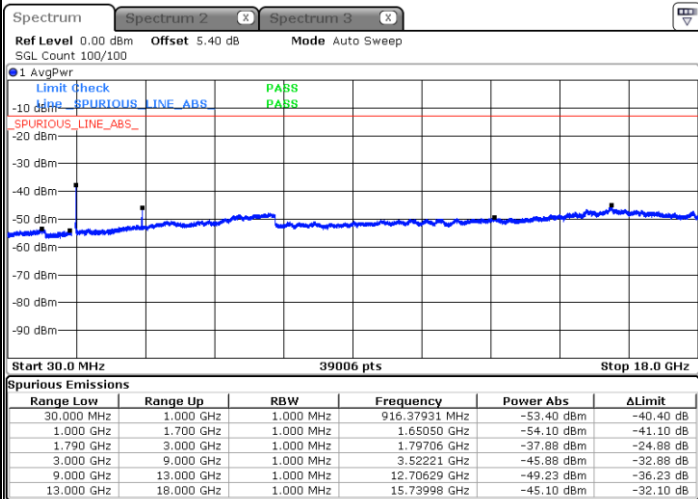


Date: 23 DEC.2019 07:19:10



Date: 23 DEC.2019 07:21:00

Highest Channel / 64QAM



Date: 23 DEC.2019 07:32:04





Frequency Stability

Test Conditions		LTE Band 66 (QPSK) / Middle Channel	Limit
Temperature (°C)	Voltage (Volt)	BW 10MHz	Note 2.
		Deviation (ppm)	Result
50	Normal Voltage	0.0022	PASS
40	Normal Voltage	0.0015	
30	Normal Voltage	0.0043	
20(Ref.)	Normal Voltage	0.0000	
10	Normal Voltage	0.0024	
0	Normal Voltage	0.0015	
-10	Normal Voltage	0.0012	
-20	Normal Voltage	0.0022	
-30	Normal Voltage	0.0025	
20	Maximum Voltage	0.0019	
20	Normal Voltage	0.0026	
20	Battery End Point	0.0037	

Note:

1. Normal Voltage =3.8 V. ; Battery End Point (BEP) =3.6 V. ; Maximum Voltage =4.4 V.
2. The frequency fundamental emissions stay within the authorized frequency block.



# Appendix B. Test Results of Radiated Test

## Radiated Spurious Emission

LTE Band 2 / 20MHz / QPSK								
Channel	Frequency ( MHz )	EIRP ( dBm )	Limit ( dBm )	Over Limit ( dB )	S.G. Power ( dBm )	TX Cable loss ( dB )	TX Antenna Gain (dBi)	Polarization (H/V)
Middle	3741	-46.27	-13	-33.27	-58.53	2.64	14.90	H
	5613	-55.43	-13	-42.43	-67.29	2.94	14.80	H
	7488	-50.66	-13	-37.66	-60.43	3.39	13.16	H
	3741	-49.94	-13	-36.94	-62.20	2.64	14.90	V
	5613	-55.03	-13	-42.03	-66.89	2.94	14.80	V
	7488	-49.67	-13	-36.67	-59.44	3.39	13.16	V

Remark: Spurious emissions within 30-1000MHz were found more than 20dB below limit line.

LTE Band 5 / 10MHz / QPSK								
Channel	Frequency ( MHz )	EIRP ( dBm )	Limit ( dBm )	Over Limit ( dB )	S.G. Power ( dBm )	TX Cable loss ( dB )	TX Antenna Gain (dBi)	Polarization (H/V)
Middle	1664	-67.58	-13	-54.58	-74.55	1.58	10.70	H
	2496	-63.42	-13	-50.42	-71.67	2.102	12.50	H
	3330	-63.82	-13	-50.82	-72.71	2.856	13.90	H
	1664	-67.74	-13	-54.74	-74.71	1.58	10.70	V
	2496	-63.62	-13	-50.62	-71.87	2.10	12.50	V
	3330	-63.99	-13	-50.99	-72.88	2.86	13.90	V

Remark: Spurious emissions within 30-1000MHz were found more than 20dB below limit line.

LTE Band 7 / 20MHz / QPSK								
Channel	Frequency ( MHz )	EIRP ( dBm )	Limit ( dBm )	Over Limit ( dB )	S.G. Power ( dBm )	TX Cable loss ( dB )	TX Antenna Gain (dBi)	Polarization (H/V)
Middle	5052	-65.34	-25	-40.34	-75.55	3.03	13.24	H
	7580	-56.11	-25	-31.11	-65.56	3.56	13.01	H
	10100	-58.30	-25	-33.30	-67.82	3.92	13.44	H
	5052	-65.86	-25	-40.86	-76.07	3.03	13.24	V
	7580	-52.85	-25	-27.85	-62.30	3.56	13.01	V
	10100	-58.80	-25	-33.80	-68.32	3.92	13.44	V

Remark: Spurious emissions within 30-1000MHz were found more than 20dB below limit line.



LTE Band 66 / 20MHz / QPSK								
Channel	Frequency ( MHz )	EIRP ( dBm )	Limit ( dBm )	Over Limit ( dB )	S.G. Power ( dBm )	TX Cable loss ( dB )	TX Antenna Gain (dBi)	Polarization (H/V)
Middle	3471	-52.05	-13	-39.05	-62.79	2.604	13.34	H
	5208	-56.12	-13	-43.12	-66.63	3.011	13.52	H
	6948	-52.65	-13	-39.65	-62.85	3.271	13.47	H
	3471	-54.24	-13	-41.24	-64.98	2.604	13.34	V
	5208	-56.62	-13	-43.62	-67.13	3.011	13.52	V
	6948	-52.19	-13	-39.19	-62.39	3.271	13.47	V

Remark: Spurious emissions within 30-1000MHz were found more than 20dB below limit line.