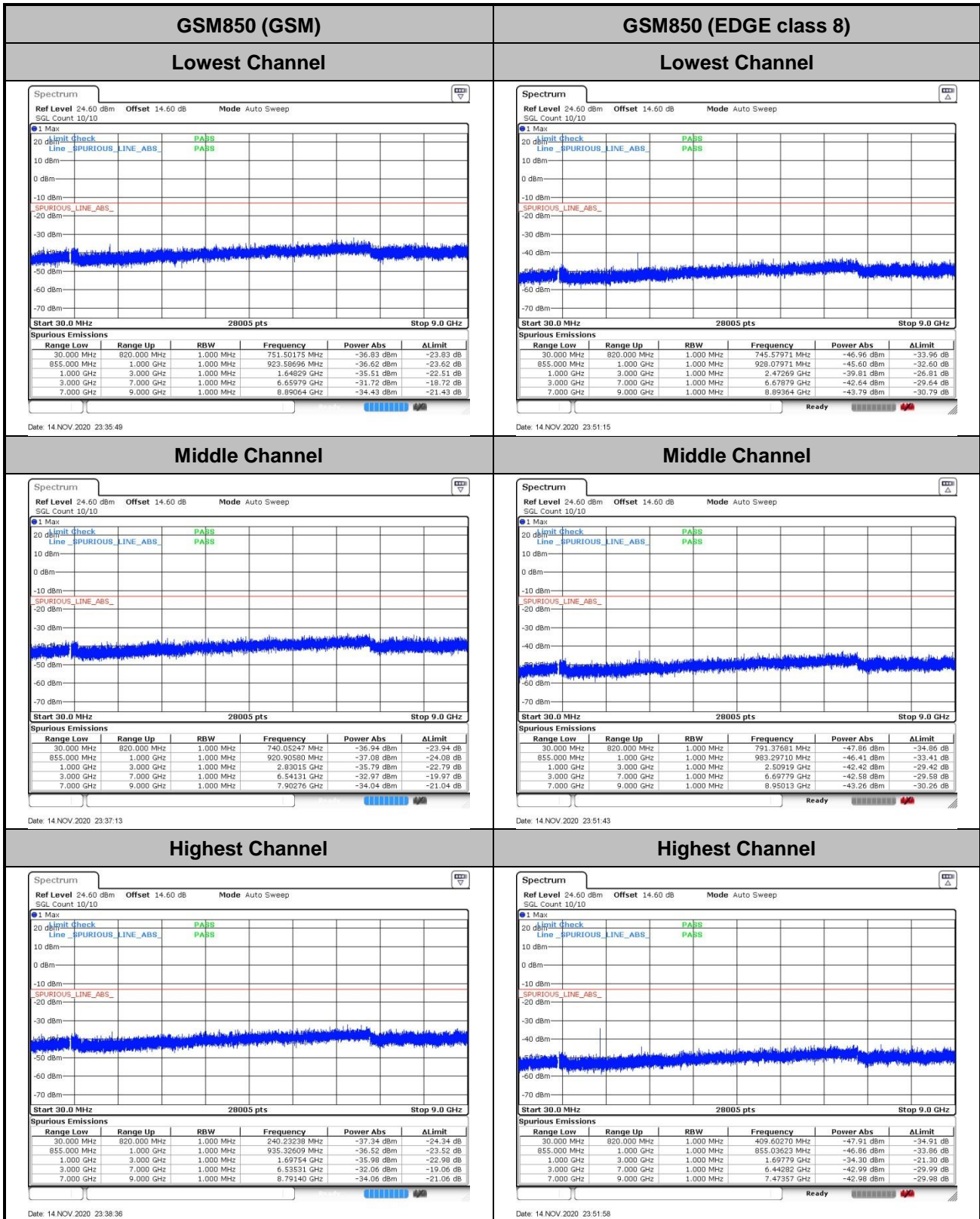




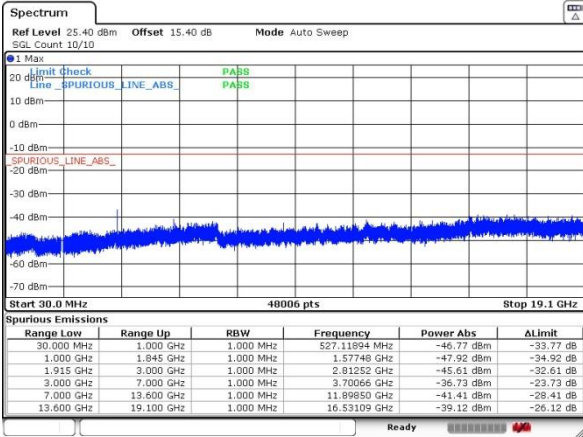
Conducted Spurious Emission





GSM1900 (GSM)

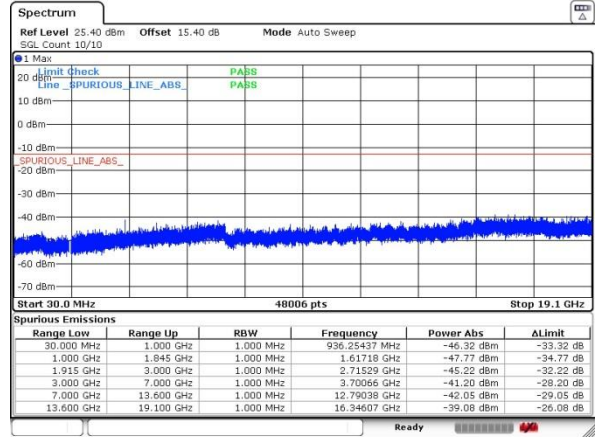
Lowest Channel



Date: 15 NOV 2020 00:03:27

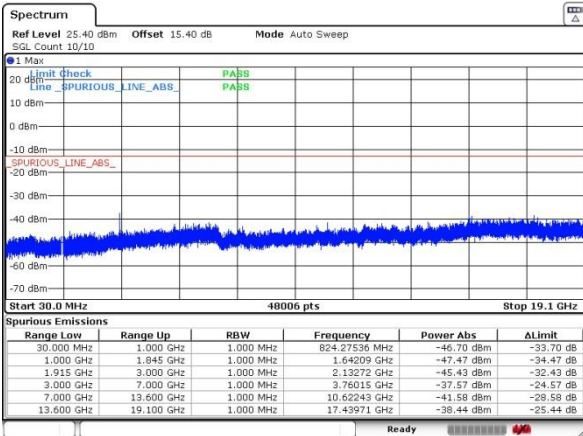
GSM1900 (EDGE class 8)

Lowest Channel



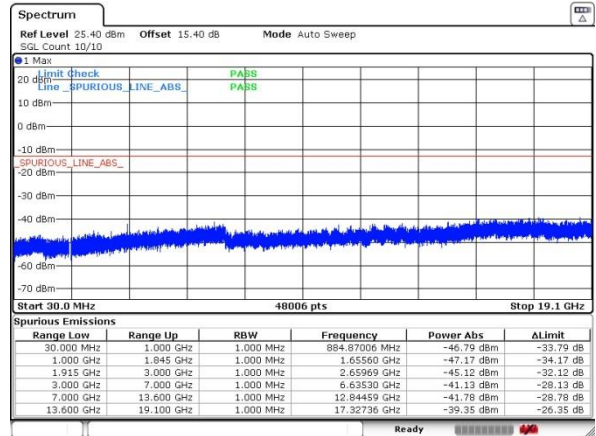
Date: 15 NOV 2020 00:16:47

Middle Channel



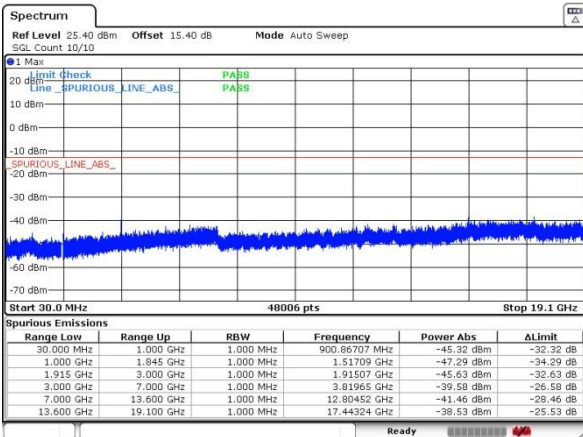
Date: 15 NOV 2020 00:04:12

Middle Channel



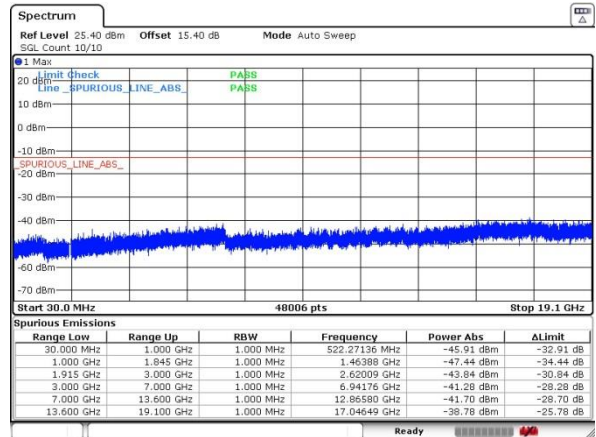
Date: 15 NOV 2020 00:17:06

Highest Channel



Date: 15 NOV 2020 00:04:31

Highest Channel



Date: 15 NOV 2020 00:17:23



Frequency Stability

Test Conditions	Middle Channel	GSM850 (GSM)	GSM850 (EDGE class 8)	Limit 2.5ppm
Temperature (°C)	Voltage (Volt)	Deviation (ppm)		Result
50	Normal Voltage	0.0191	0.0236	PASS
40	Normal Voltage	0.0120	0.0178	
30	Normal Voltage	0.0130	0.0032	
20(Ref.)	Normal Voltage	0.0000	0.0000	
10	Normal Voltage	0.0145	0.0155	
0	Normal Voltage	0.0078	0.0169	
-10	Normal Voltage	0.0175	0.0234	
-20	Normal Voltage	0.0159	0.0065	
-30	Normal Voltage	0.0143	0.0109	
20	Maximum Voltage	0.0320	0.0187	
20	Normal Voltage	0.0000	0.0000	
20	Battery End Point	0.0108	0.0024	

Test Conditions	Middle Channel	GSM1900 (GSM)	GSM1900 (EDGE class 8)	Limit Note 2.
Temperature (°C)	Voltage (Volt)	Deviation (ppm)		Result
50	Normal Voltage	0.0124	0.0027	PASS
40	Normal Voltage	0.0011	0.0134	
30	Normal Voltage	0.0119	0.0023	
20(Ref.)	Normal Voltage	0.0000	0.0000	
10	Normal Voltage	0.0145	0.0112	
0	Normal Voltage	0.0136	0.0135	
-10	Normal Voltage	0.0089	0.0174	
-20	Normal Voltage	0.0021	0.0127	
-30	Normal Voltage	0.0118	0.0119	
20	Maximum Voltage	0.0052	0.0018	
20	Normal Voltage	0.0000	0.0000	
20	Battery End Point	0.0058	0.0181	

Note:

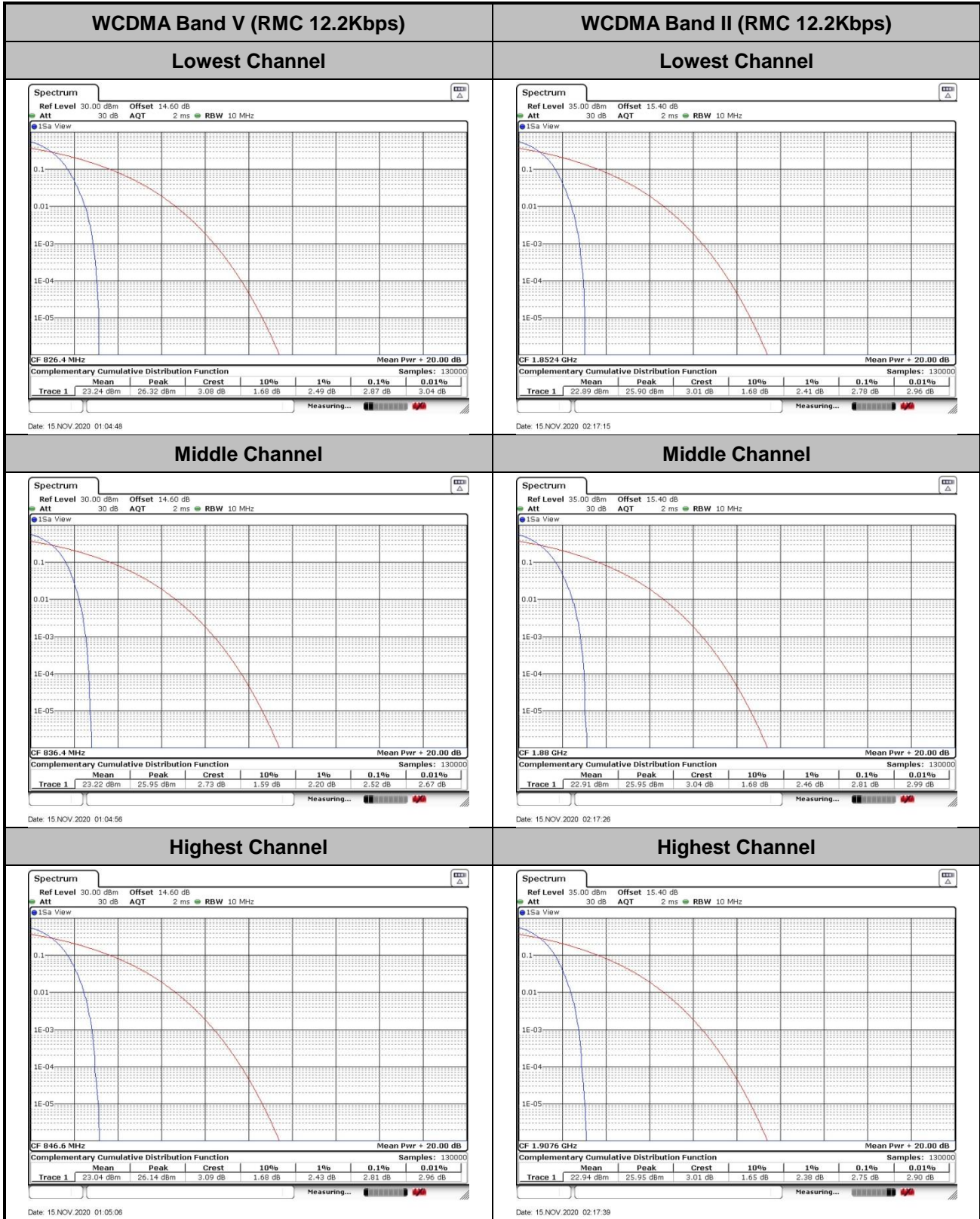
1. Normal Voltage = 3.8V. ; Battery End Point (BEP) =3.6V. ; Maximum Voltage =4.4 V
2. The frequency fundamental emissions stay within the authorized frequency block based on the frequency deviation measured is small.

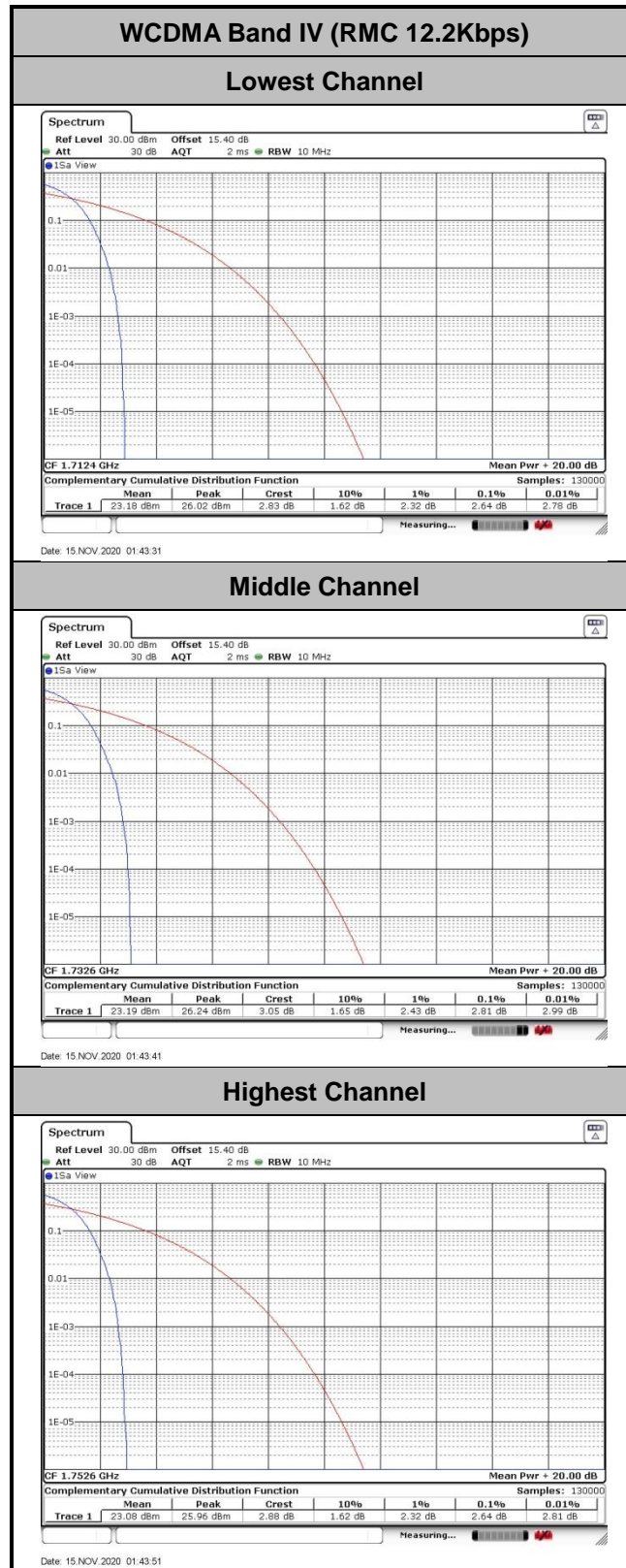


WCDMA

Peak-to-Average Ratio

Mode	WCDMA Band V	WCDMA Band II	WCDMA Band IV	Limit: 13dB
Mod.	RMC 12.2Kbps	RMC 12.2Kbps	RMC 12.2Kbps	Result
Lowest CH	2.87	2.78	2.64	PASS
Middle CH	2.52	2.81	2.81	
Highest CH	2.81	2.75	2.64	







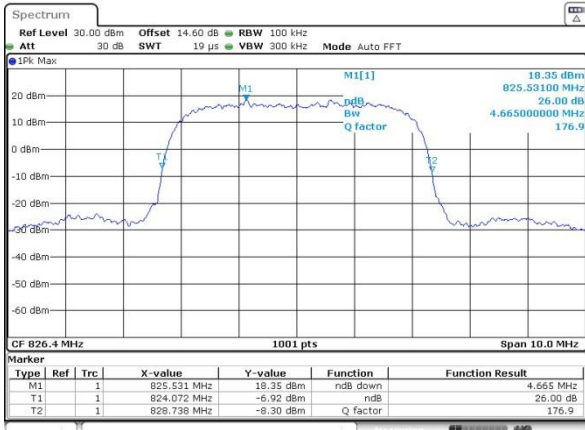
26dB Bandwidth

Mode	WCDMA Band V	WCDMA Band II	WCDMA Band IV
Mod.	RMC 12.2Kbps	RMC 12.2Kbps	RMC 12.2Kbps
Lowest CH	4.665	4.675	4.675
Middle CH	4.675	4.675	4.675
Highest CH	4.665	4.675	4.675



WCDMA Band V (RMC 12.2Kbps)

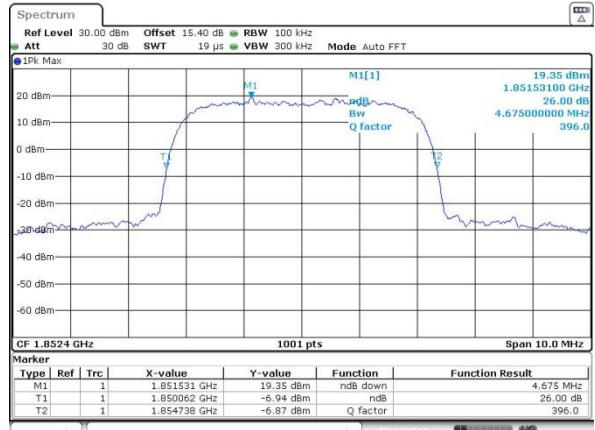
Lowest Channel



Date: 15 NOV 2020 00:45:09

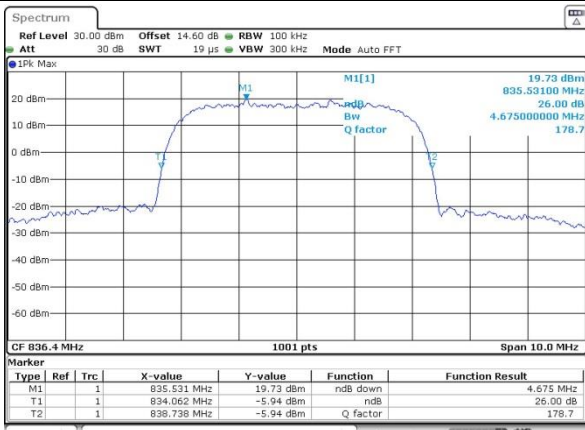
WCDMA Band II (RMC 12.2Kbps)

Lowest Channel



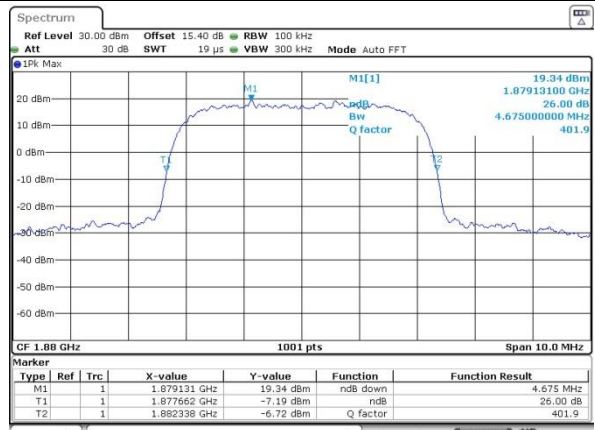
Date: 15 NOV 2020 01:06:42

Middle Channel



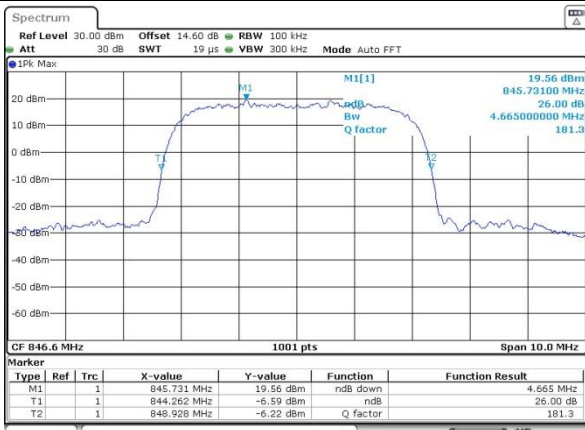
Date: 15 NOV 2020 00:48:14

Middle Channel



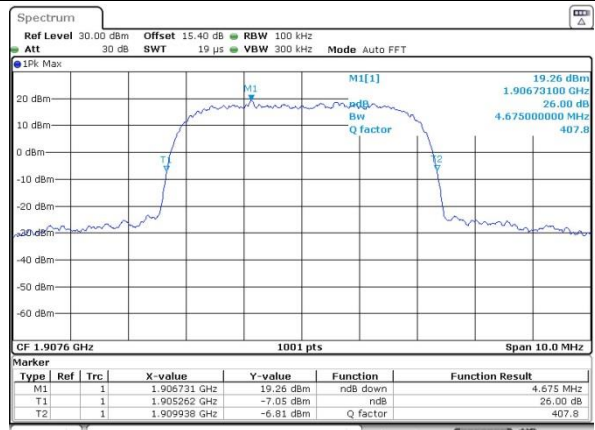
Date: 15 NOV 2020 01:07:20

Highest Channel

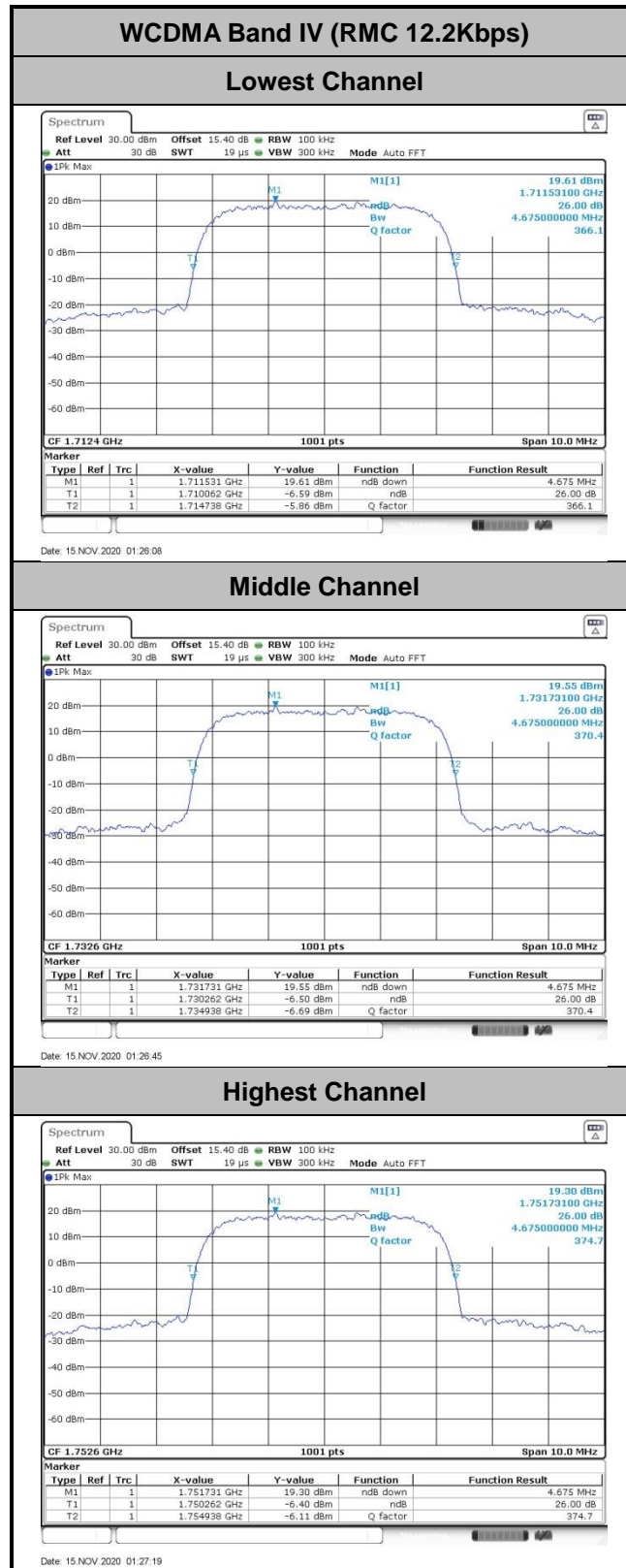


Date: 15 NOV 2020 00:48:47

Highest Channel



Date: 15 NOV 2020 01:08:00





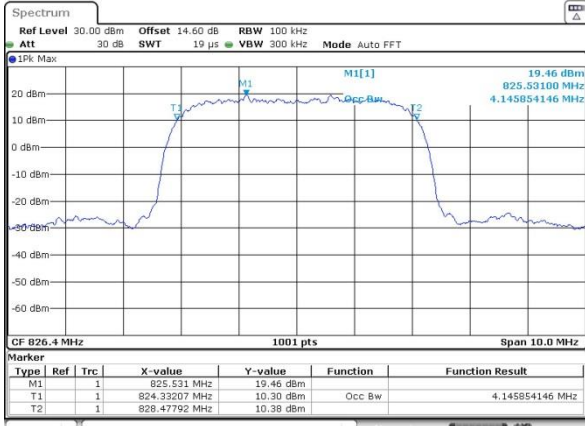
Occupied Bandwidth

Mode	WCDMA Band V	WCDMA Band II	WCDMA Band IV
Mod.	RMC 12.2Kbps	RMC 12.2Kbps	RMC 12.2Kbps
Lowest CH	4.15	4.15	4.15
Middle CH	4.15	4.15	4.15
Highest CH	4.15	4.15	4.15



WCDMA Band V (RMC 12.2Kbps)

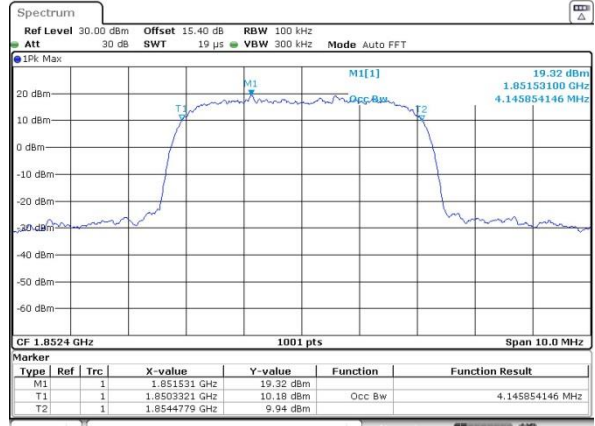
Lowest Channel



Date: 15 NOV 2020 00:49:48

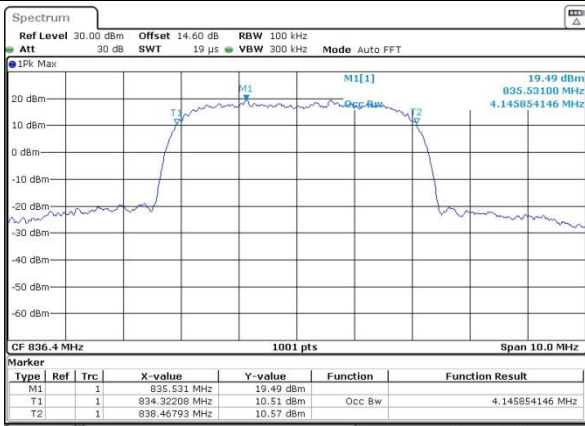
WCDMA Band II (RMC 12.2Kbps)

Lowest Channel



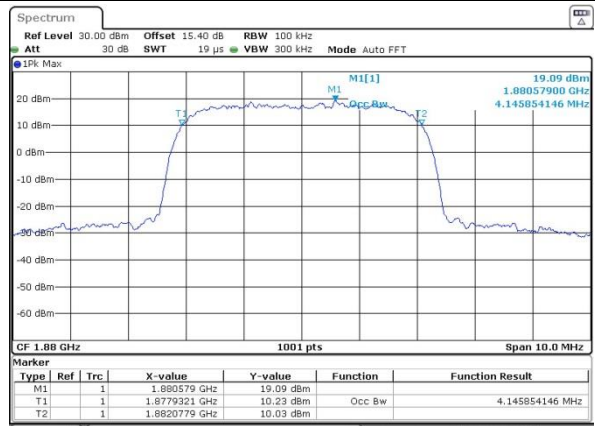
Date: 15 NOV 2020 01:11:55

Middle Channel



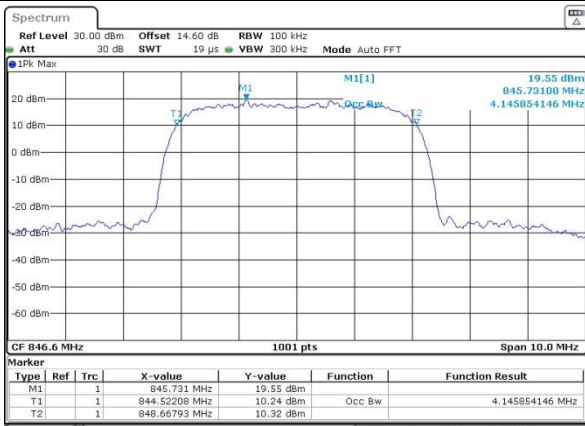
Date: 15 NOV 2020 00:50:25

Middle Channel



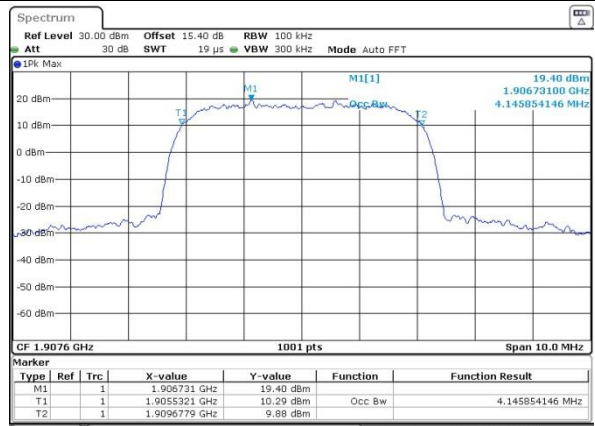
Date: 15 NOV 2020 01:12:35

Highest Channel

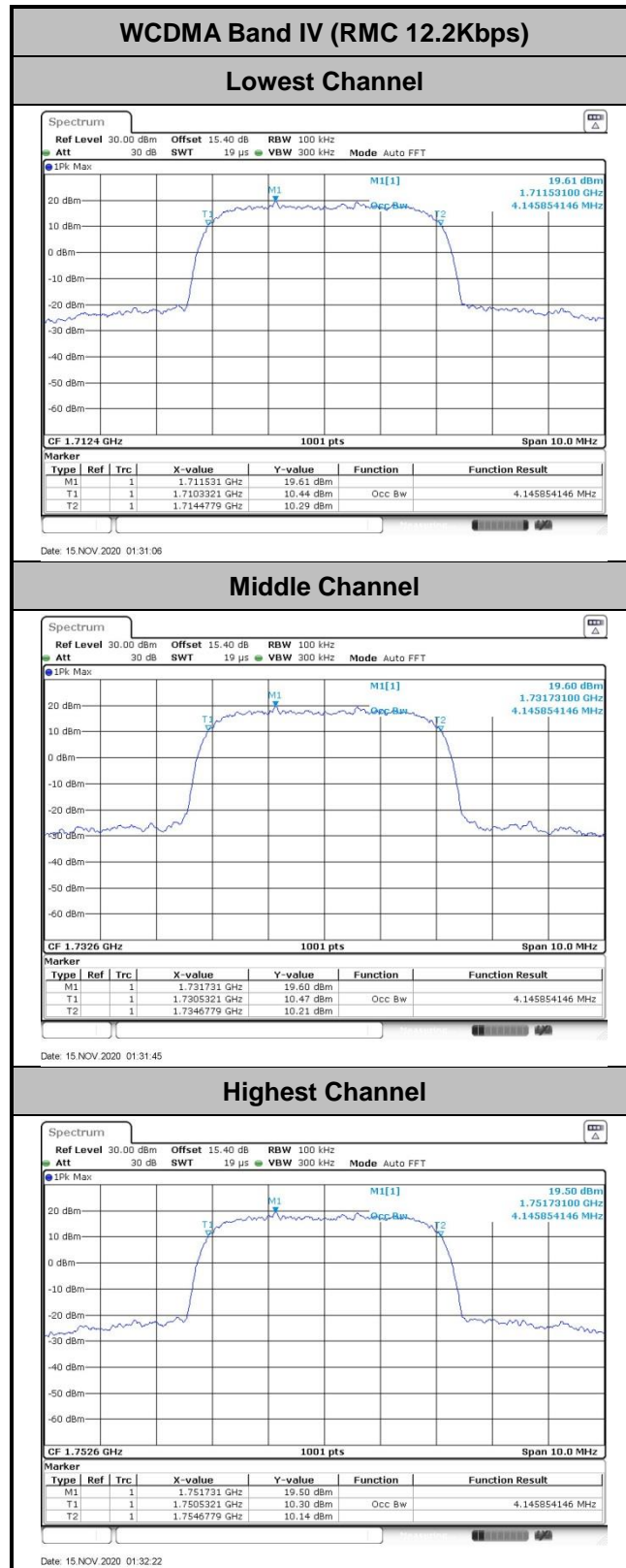


Date: 15 NOV 2020 00:51:02

Highest Channel

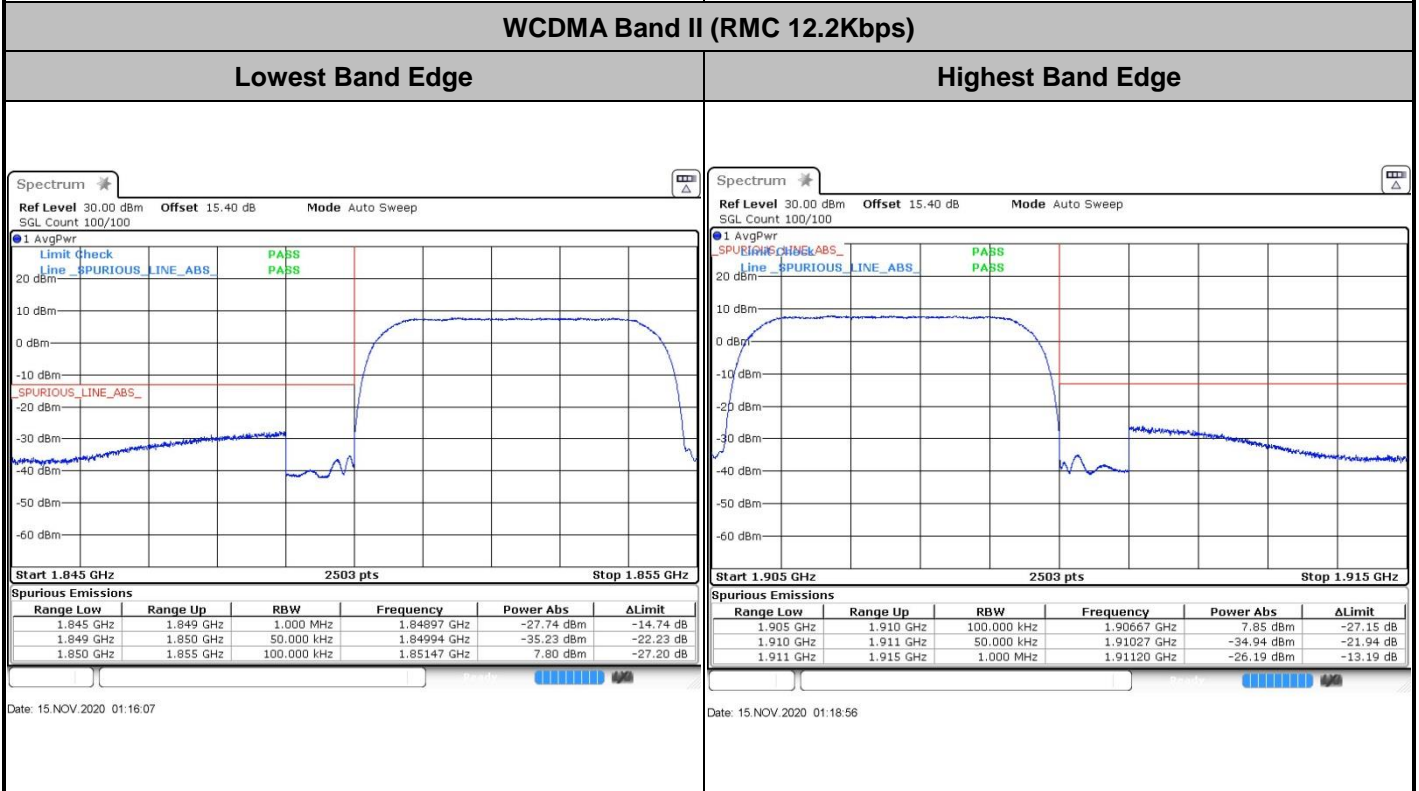
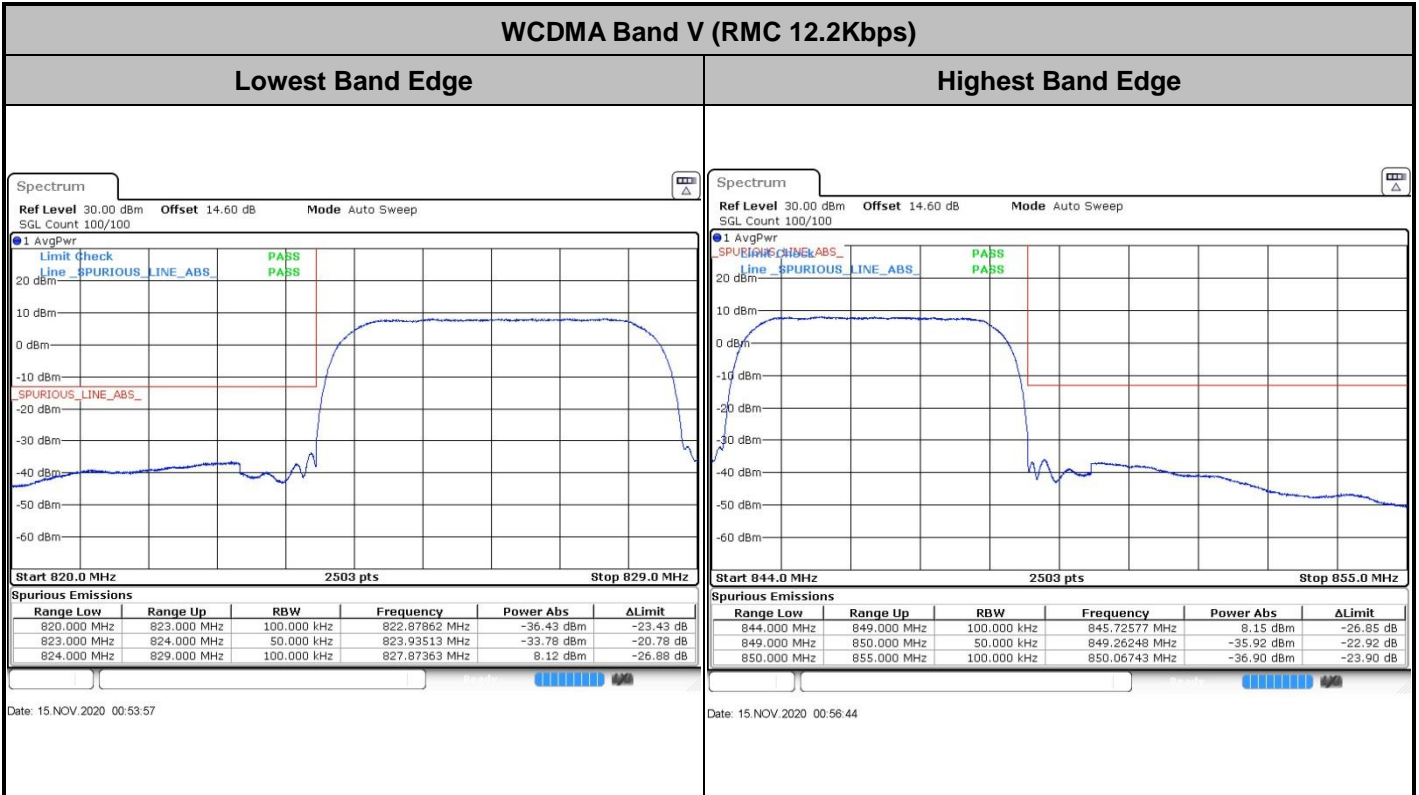


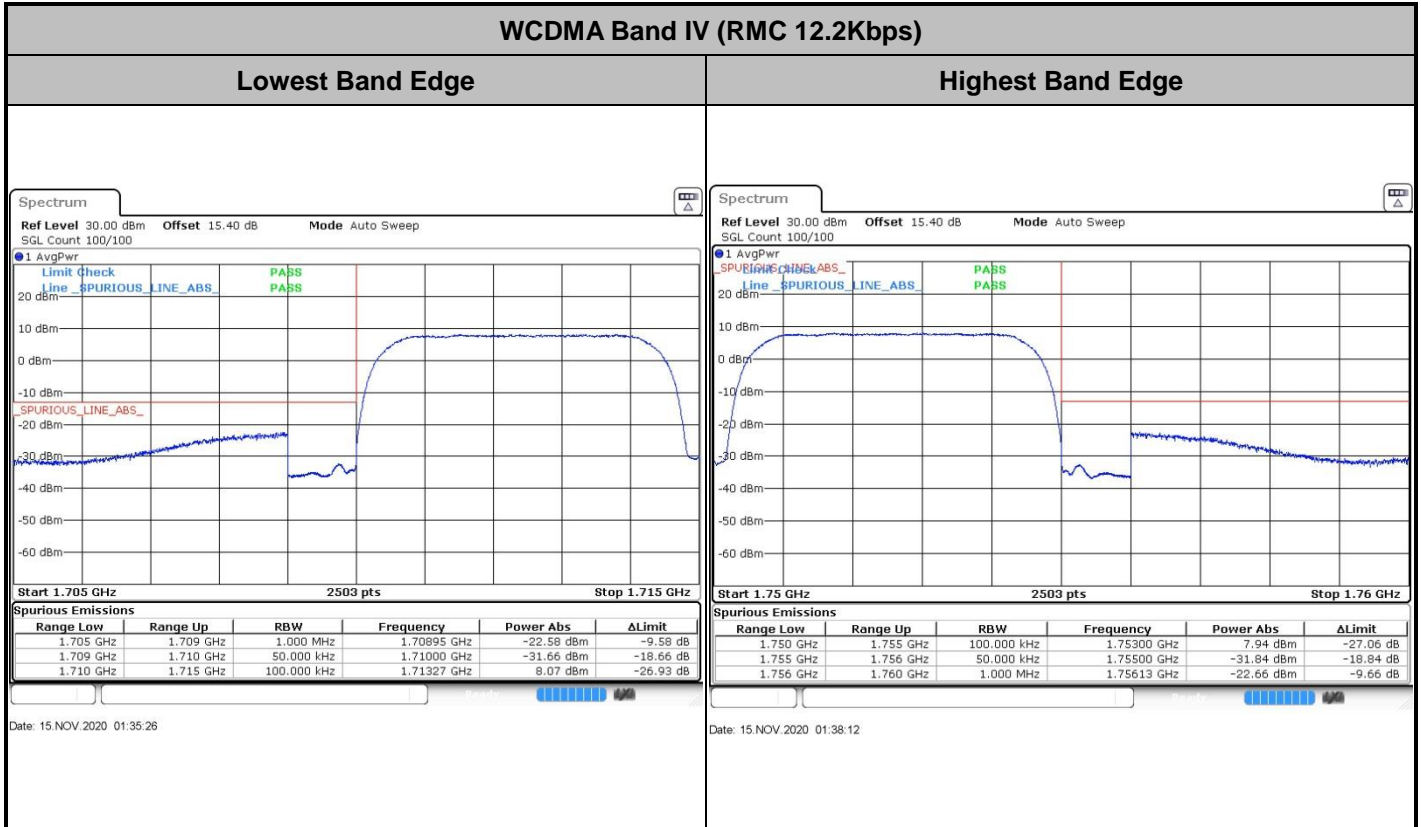
Date: 15 NOV 2020 01:13:09





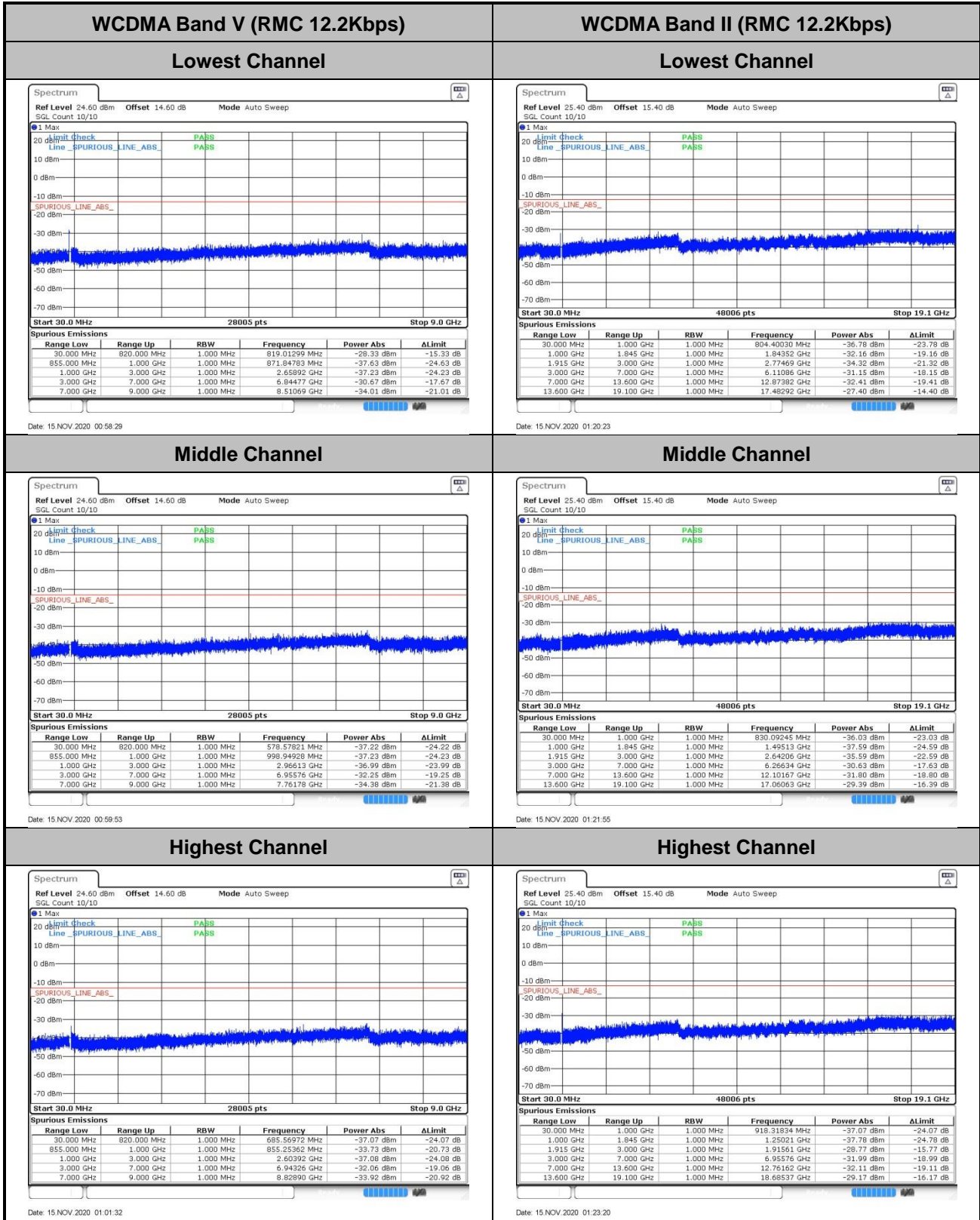
Conducted Band Edge

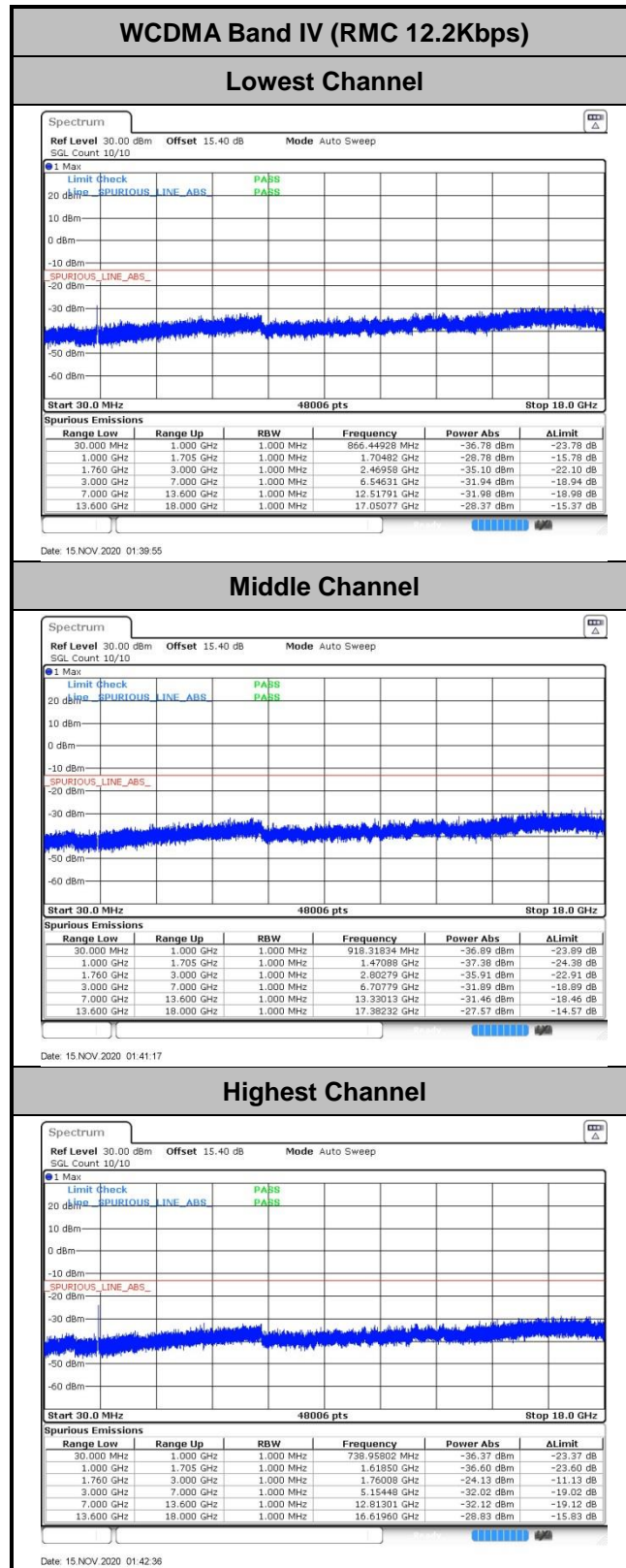






Conducted Spurious Emission







Frequency Stability

Test Conditions	Middle Channel	WCDMA Band V (RMC 12.2KbpsRMC 12.2Kbps)	Limit 2.5ppm
Temperature (°C)	Voltage (Volt)	Deviation (ppm)	Result
50	Normal Voltage	0.0263	PASS
40	Normal Voltage	0.0234	
30	Normal Voltage	0.0021	
20(Ref.)	Normal Voltage	0.0000	
10	Normal Voltage	0.0278	
0	Normal Voltage	0.0243	
-10	Normal Voltage	0.0068	
-20	Normal Voltage	0.0273	
-30	Normal Voltage	0.0036	
20	Maximum Voltage	0.0012	
20	Normal Voltage	0.0000	
20	Battery End Point	0.0088	

Note: Normal Voltage = 3.8V. ; Battery End Point (BEP) =3.6 V. ; Maximum Voltage =4.4V

Test Conditions	Middle Channel	WCDMA Band II (RMC 12.2Kbps)	Limit Note 2.
Temperature (°C)	Voltage (Volt)	Deviation (ppm)	Result
50	Normal Voltage	0.0032	PASS
40	Normal Voltage	0.0096	
30	Normal Voltage	0.0022	
20(Ref.)	Normal Voltage	0.0000	
10	Normal Voltage	0.0174	
0	Normal Voltage	0.0048	
-10	Normal Voltage	0.0143	
-20	Normal Voltage	0.0159	
-30	Normal Voltage	0.0027	
20	Maximum Voltage	0.0118	
20	Normal Voltage	0.0000	
20	Battery End Point	0.0018	

Note:

1. Normal Voltage = 3.8V. ; Battery End Point (BEP) =3.6 V. ; Maximum Voltage =4.4V
2. The frequency fundamental emissions stay within the authorized frequency block based on the frequency deviation measured is small.



Test Conditions	Middle Channel	WCDMA Band IV (RMC 12.2Kbps)	Limit Note 2.
Temperature (°C)	Voltage (Volt)	Deviation (ppm)	Result
50	Normal Voltage	0.0035	PASS
40	Normal Voltage	0.0029	
30	Normal Voltage	0.0150	
20(Ref.)	Normal Voltage	0.0000	
10	Normal Voltage	0.0023	
0	Normal Voltage	0.0127	
-10	Normal Voltage	0.0035	
-20	Normal Voltage	0.0144	
-30	Normal Voltage	0.0046	
20	Maximum Voltage	0.0017	
20	Normal Voltage	0.0000	
20	Battery End Point	0.0035	

Note:

1. Normal Voltage = 3.8V. ; Battery End Point (BEP) =3.6 V. ; Maximum Voltage =4.4V
2. The frequency fundamental emissions stay within the authorized frequency block based on the frequency deviation measured is small.



Appendix B. Test Results of Radiated Test

Radiated Spurious Emission

GSM850 (GSM)								
Channel	Frequency (MHz)	ERP (dBm)	Limit (dBm)	Over Limit (dB)	S.G. Power (dBm)	TX Cable loss (dB)	TX Antenna Gain (dBi)	Polarization (H/V)
Middle	1672	-39.94	-13	-26.94	-46.91	1.58	10.70	H
	2508	-56.57	-13	-43.57	-64.82	2.10	12.50	H
	3348	-58.47	-13	-45.47	-67.36	2.86	13.90	H
	4182	-60.14	-13	-47.14	-70.10	3.46	15.57	H
	1672	-53.62	-13	-40.62	-60.59	1.58	10.70	V
	2508	-55.50	-13	-42.50	-63.75	2.10	12.50	V
	3348	-54.23	-13	-41.23	-63.12	2.86	13.90	V
	4182	-60.26	-13	-47.26	-70.22	3.46	15.57	V

Remark: Spurious emissions within 30-1000MHz were found more than 20dB below limit line.

GSM850 (EDGE class 8)								
Channel	Frequency (MHz)	ERP (dBm)	Limit (dBm)	Over Limit (dB)	S.G. Power (dBm)	TX Cable loss (dB)	TX Antenna Gain (dBi)	Polarization (H/V)
Middle	1672	-57.32	-13	-44.32	-64.29	1.58	10.70	H
	2508	-53.77	-13	-40.77	-62.02	2.10	12.50	H
	3348	-58.45	-13	-45.45	-67.34	2.86	13.90	H
	4182	-61.06	-13	-48.06	-71.02	3.46	15.57	H
	1672	-59.74	-13	-46.74	-66.71	1.58	10.70	V
	2510	-56.21	-13	-43.21	-64.46	2.10	12.50	V
	3342	-59.27	-13	-46.27	-68.16	2.86	13.90	V
	4182	-60.02	-13	-47.02	-69.98	3.46	15.57	V

Remark: Spurious emissions within 30-1000MHz were found more than 20dB below limit line.



GSM1900 (GSM)								
Channel	Frequency (MHz)	EIRP (dBm)	Limit (dBm)	Over Limit (dB)	S.G. Power (dBm)	TX Cable loss (dB)	TX Antenna Gain (dBi)	Polarization (H/V)
Middle	3759	-57.67	-13	-44.67	-69.93	2.641	14.90	H
	5640	-55.36	-13	-42.36	-67.22	2.94	14.80	H
	7524	-53.37	-13	-40.37	-63.14	3.39	13.16	H
	3759	-57.60	-13	-44.60	-69.86	2.64	14.90	V
	5640	-55.80	-13	-42.80	-67.66	2.94	14.80	V
	7524	-53.38	-13	-40.38	-63.15	3.39	13.16	V

Remark: Spurious emissions within 30-1000MHz were found more than 20dB below limit line.

GSM1900 (EDGE class 8)								
Channel	Frequency (MHz)	EIRP (dBm)	Limit (dBm)	Over Limit (dB)	S.G. Power (dBm)	TX Cable loss (dB)	TX Antenna Gain (dBi)	Polarization (H/V)
Middle	3759	-57.82	-13	-44.82	-70.08	2.641	14.90	H
	5640	-55.47	-13	-42.47	-67.33	2.94	14.80	H
	7524	-53.32	-13	-40.32	-63.09	3.39	13.16	H
	3759	-57.62	-13	-44.62	-69.88	2.64	14.90	V
	5640	-55.99	-13	-42.99	-67.85	2.94	14.80	V
	7524	-53.41	-13	-40.41	-63.18	3.39	13.16	V

Remark: Spurious emissions within 30-1000MHz were found more than 20dB below limit line.



WCDMA Band V(RMC 12.2Kbps)								
Channel	Frequency (MHz)	ERP (dBm)	Limit (dBm)	Over Limit (dB)	S.G. Power (dBm)	TX Cable loss (dB)	TX Antenna Gain (dBi)	Polarization (H/V)
Middle	1672	-66.10	-13	-53.10	-73.07	1.58	10.70	H
	2510	-60.74	-13	-47.74	-68.99	2.102	12.50	H
	3348	-61.06	-13	-48.06	-69.95	2.856	13.90	H
	1672	-65.21	-13	-52.21	-72.18	1.58	10.70	V
	2510	-60.25	-13	-47.25	-68.50	2.10	12.50	V
	3348	-61.04	-13	-48.04	-69.93	2.86	13.90	V

Remark: Spurious emissions within 30-1000MHz were found more than 20dB below limit line.

WCDMA Band II(RMC 12.2Kbps)								
Channel	Frequency (MHz)	EIRP (dBm)	Limit (dBm)	Over Limit (dB)	S.G. Power (dBm)	TX Cable loss (dB)	TX Antenna Gain (dBi)	Polarization (H/V)
Middle	3759	-57.55	-13	-44.55	-69.81	2.64	14.90	H
	5640	-55.31	-13	-42.31	-67.17	2.94	14.80	H
	7524	-53.28	-13	-40.28	-63.05	3.39	13.16	H
	3759	-57.73	-13	-44.73	-69.99	2.64	14.90	V
	5640	-55.24	-13	-42.24	-67.10	2.94	14.80	V
	7524	-53.32	-13	-40.32	-63.09	3.39	13.16	V

Remark: Spurious emissions within 30-1000MHz were found more than 20dB below limit line.

WCDMA Band IV(RMC 12.2Kbps)								
Channel	Frequency (MHz)	EIRP (dBm)	Limit (dBm)	Over Limit (dB)	S.G. Power (dBm)	TX Cable loss (dB)	TX Antenna Gain (dBi)	Polarization (H/V)
Middle	3465	-58.32	-13	-45.32	-69.06	2.604	13.34	H
	5199	-55.29	-13	-42.29	-65.80	3.011	13.52	H
	6936	-55.27	-13	-42.27	-65.47	3.271	13.47	H
	3465	-58.69	-13	-45.69	-69.43	2.604	13.34	V
	5199	-55.58	-13	-42.58	-66.09	3.011	13.52	V
	6936	-55.22	-13	-42.22	-65.42	3.271	13.47	V

Remark: Spurious emissions within 30-1000MHz were found more than 20dB below limit line.