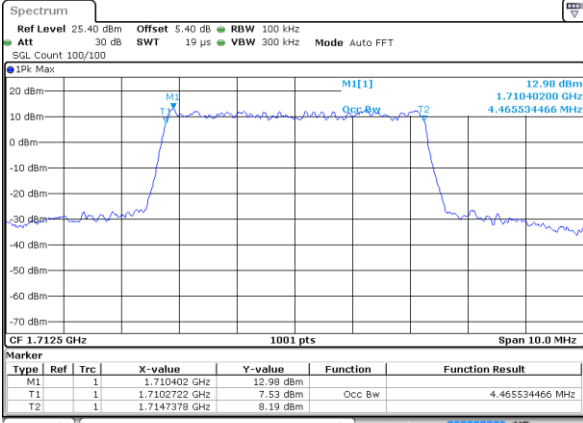


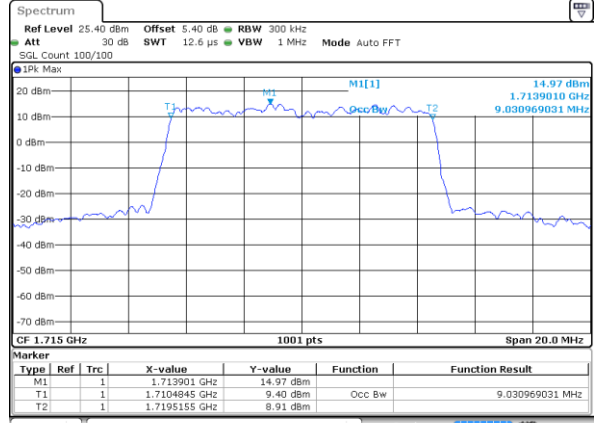


LTE Band 66

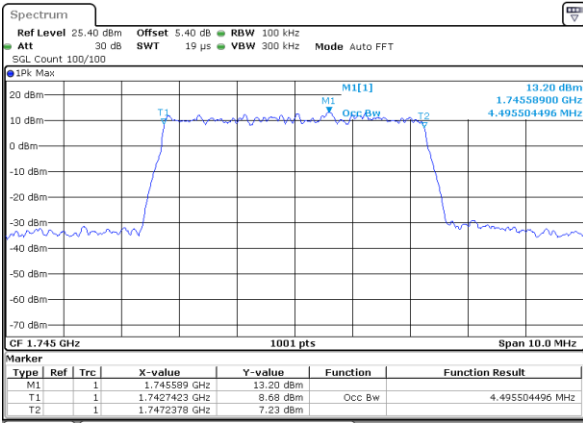
Lowest Channel / 5MHz / 64QAM



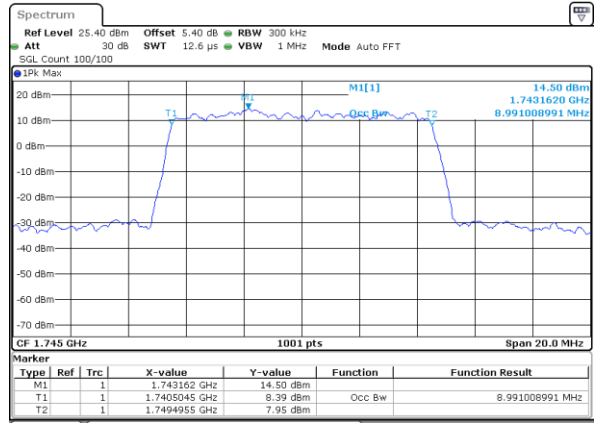
Lowest Channel / 10MHz / 64QAM



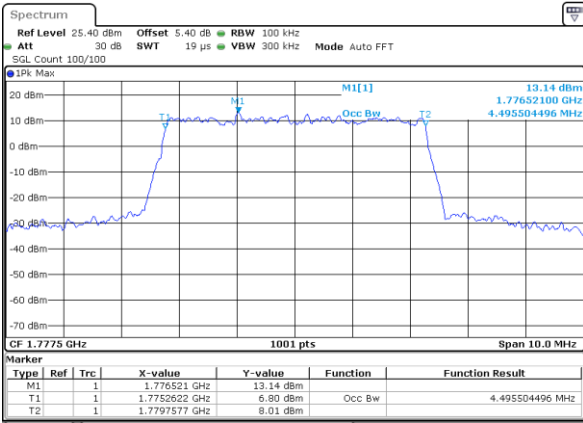
Middle Channel / 5MHz / 64QAM



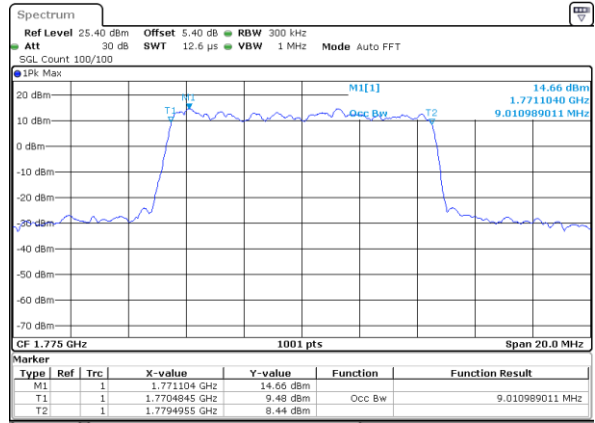
Middle Channel / 10MHz / 64QAM



Highest Channel / 5MHz / 64QAM



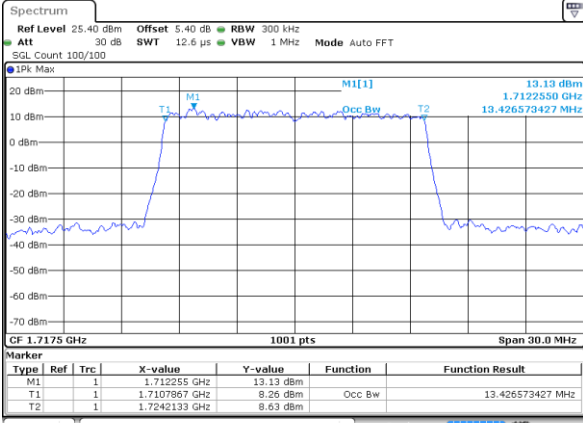
Highest Channel / 10MHz / 64QAM



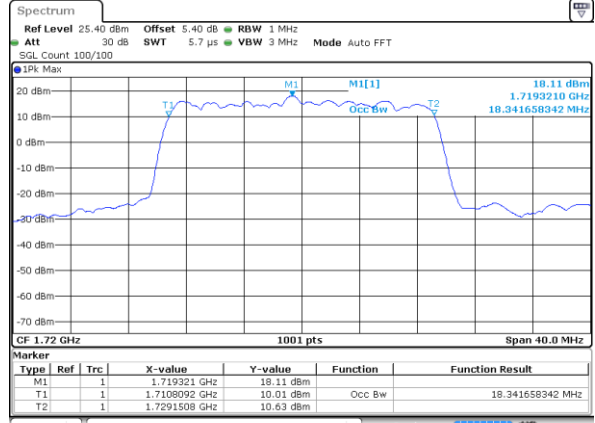


LTE Band 66

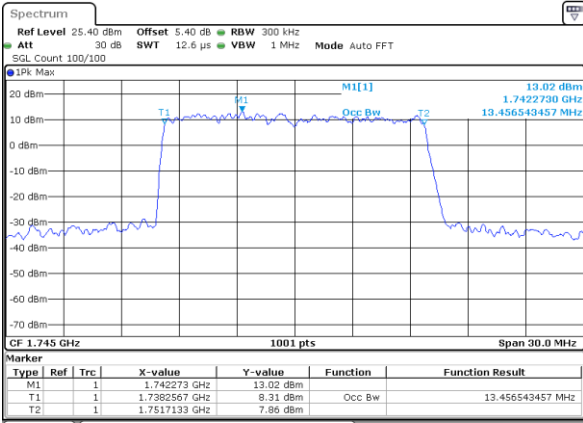
Lowest Channel / 15MHz / 64QAM



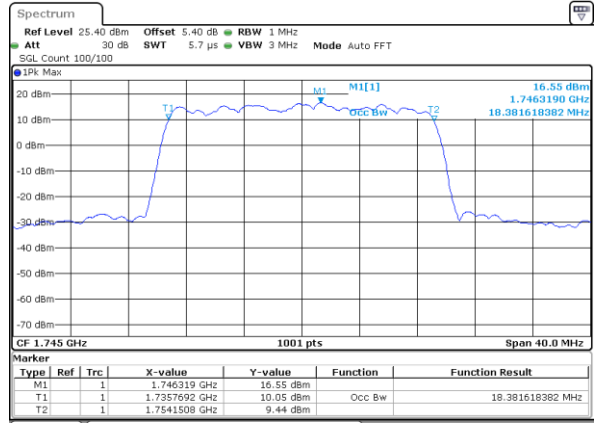
Lowest Channel / 20MHz / 64QAM



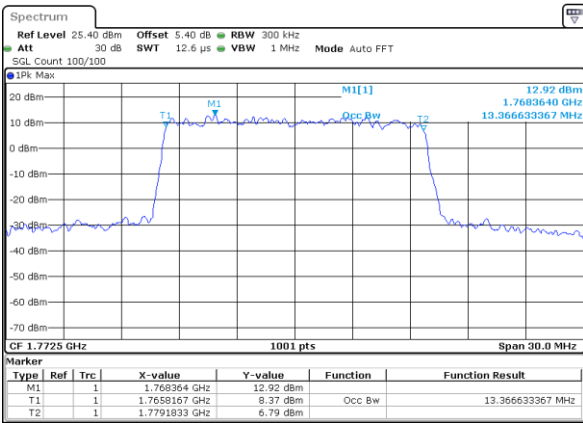
Middle Channel / 15MHz / 64QAM



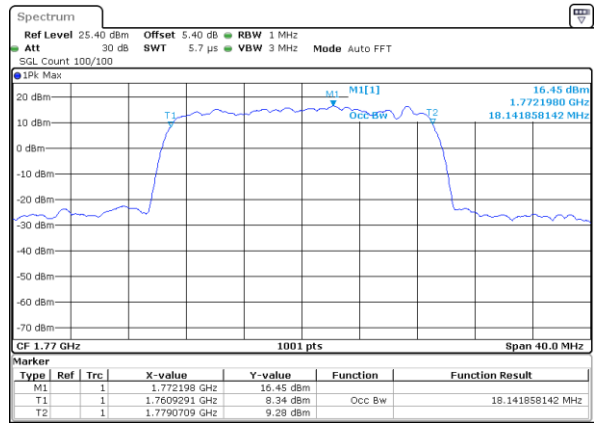
Middle Channel / 20MHz / 64QAM



Highest Channel / 15MHz / 64QAM

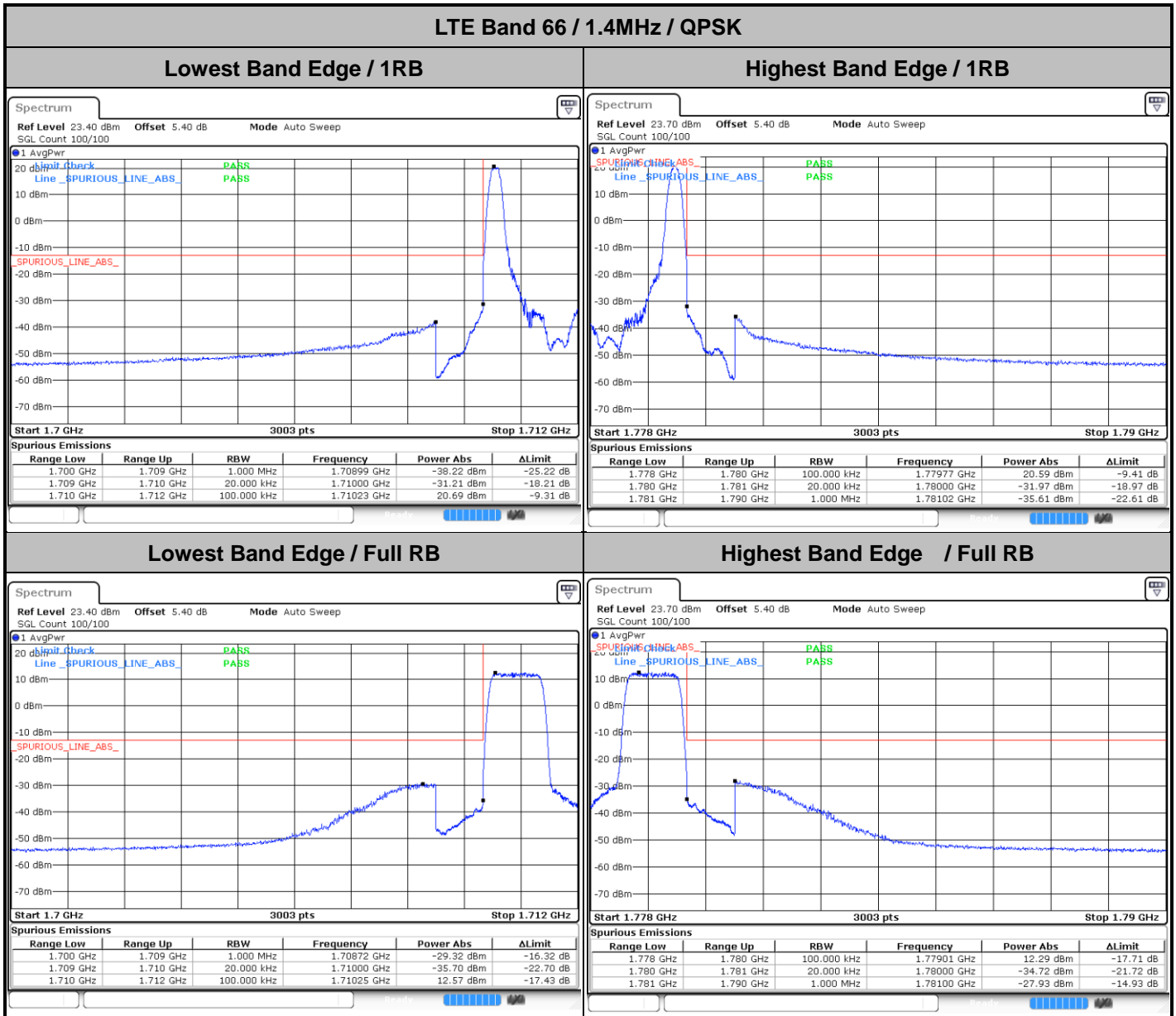


Highest Channel / 20MHz / 64QAM





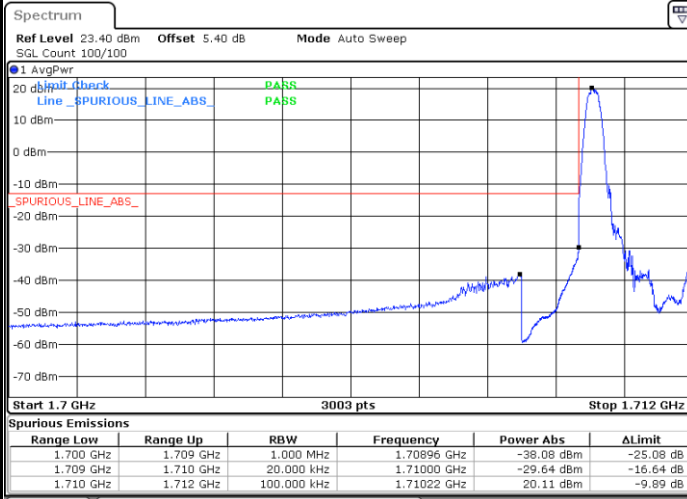
Conducted Band Edge



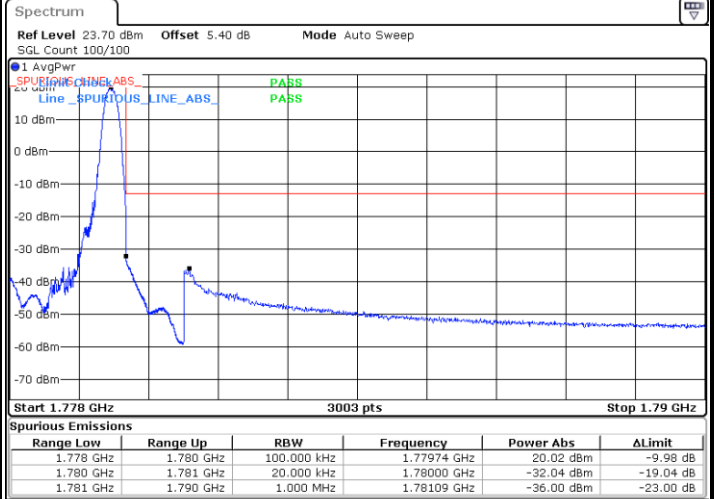


LTE Band 66 / 1.4MHz / 16QAM

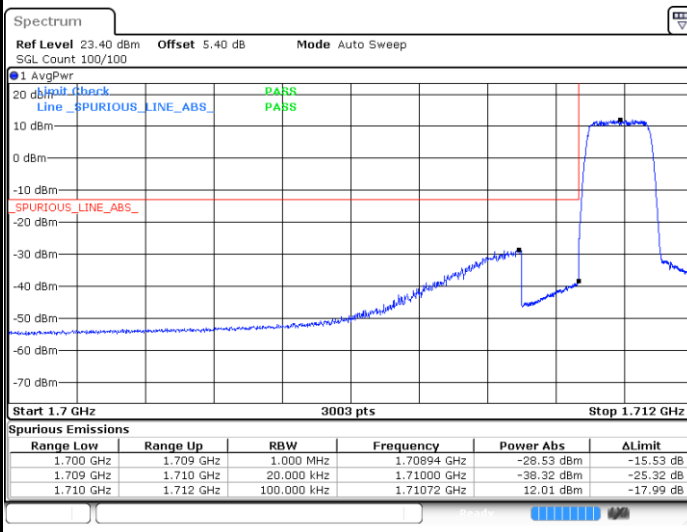
Lowest Band Edge / 1 RB



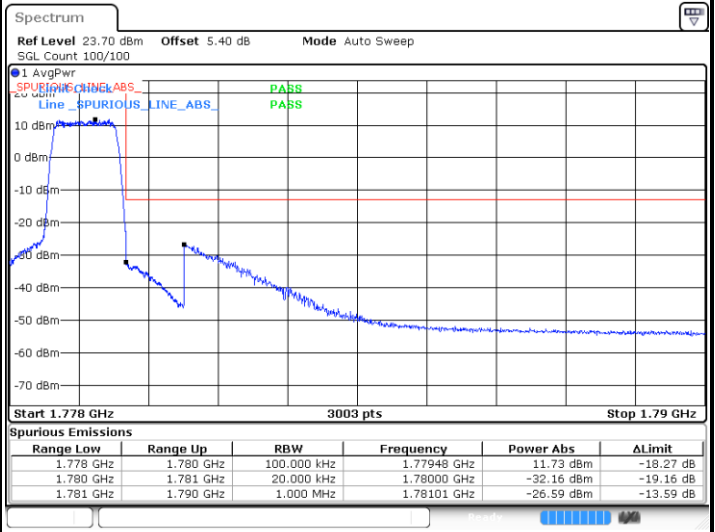
Highest Band Edge / 1 RB



Lowest Band Edge / Full RB



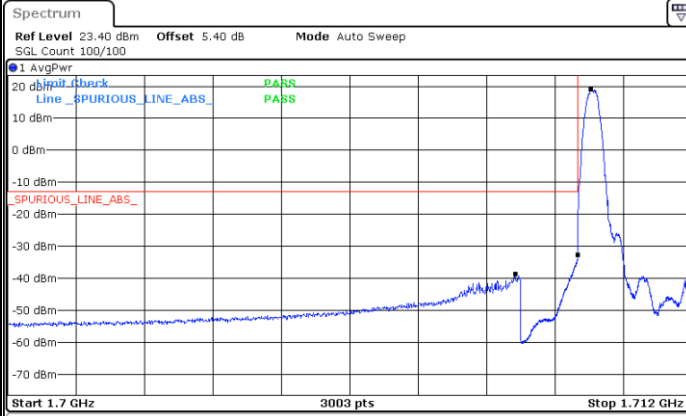
Highest Band Edge / Full RB





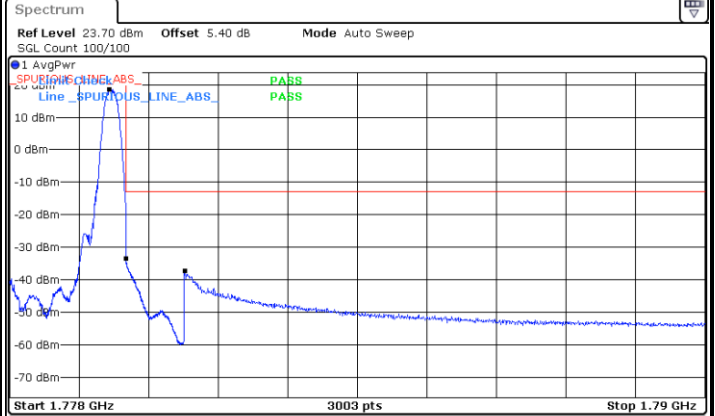
LTE Band 66 / 1.4MHz / 64QAM

Lowest Band Edge / 1 RB



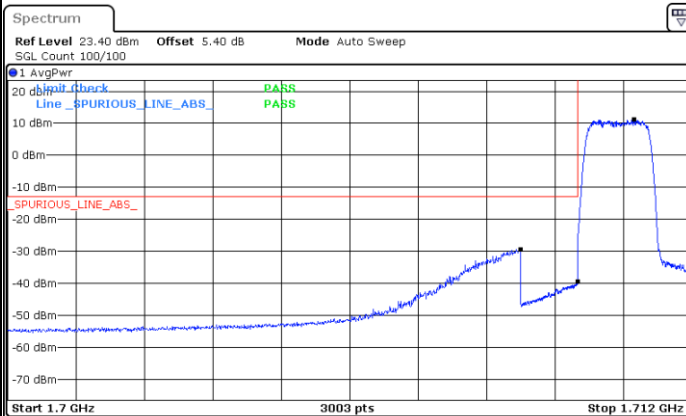
Range Low	Range Up	RBW	Frequency	Power Abs	ΔLimit
1.700 GHz	1.709 GHz	1.000 MHz	1.70990 GHz	-38.69 dBm	-25.69 dB
1.709 GHz	1.710 GHz	20.000 kHz	1.71000 GHz	-32.59 dBm	-19.59 dB
1.710 GHz	1.712 GHz	100.000 kHz	1.71022 GHz	19.12 dBm	-10.88 dB

Highest Band Edge / 1 RB



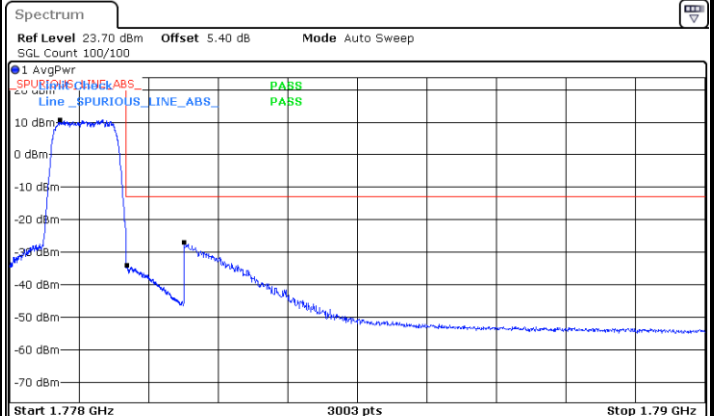
Range Low	Range Up	RBW	Frequency	Power Abs	ΔLimit
1.778 GHz	1.780 GHz	100.000 kHz	1.77972 GHz	18.67 dBm	-11.33 dB
1.780 GHz	1.781 GHz	20.000 kHz	1.78000 GHz	-33.43 dBm	-20.43 dB
1.781 GHz	1.790 GHz	1.000 MHz	1.78102 GHz	-37.38 dBm	-24.38 dB

Lowest Band Edge / Full RB



Range Low	Range Up	RBW	Frequency	Power Abs	ΔLimit
1.700 GHz	1.709 GHz	1.000 MHz	1.70900 GHz	-29.43 dBm	-16.43 dB
1.709 GHz	1.710 GHz	20.000 kHz	1.71000 GHz	-39.54 dBm	-26.54 dB
1.710 GHz	1.712 GHz	100.000 kHz	1.71098 GHz	11.31 dBm	-18.69 dB

Highest Band Edge / Full RB

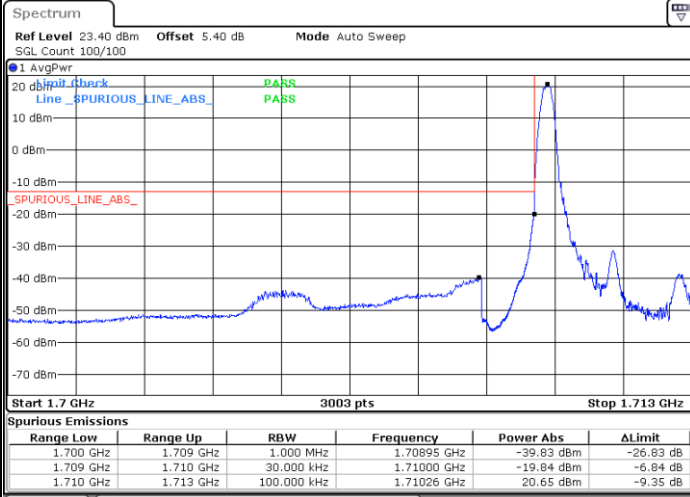


Range Low	Range Up	RBW	Frequency	Power Abs	ΔLimit
1.778 GHz	1.780 GHz	100.000 kHz	1.77887 GHz	10.80 dBm	-19.20 dB
1.780 GHz	1.781 GHz	20.000 kHz	1.78002 GHz	-34.00 dBm	-21.00 dB
1.781 GHz	1.790 GHz	1.000 MHz	1.78100 GHz	-26.99 dBm	-13.99 dB

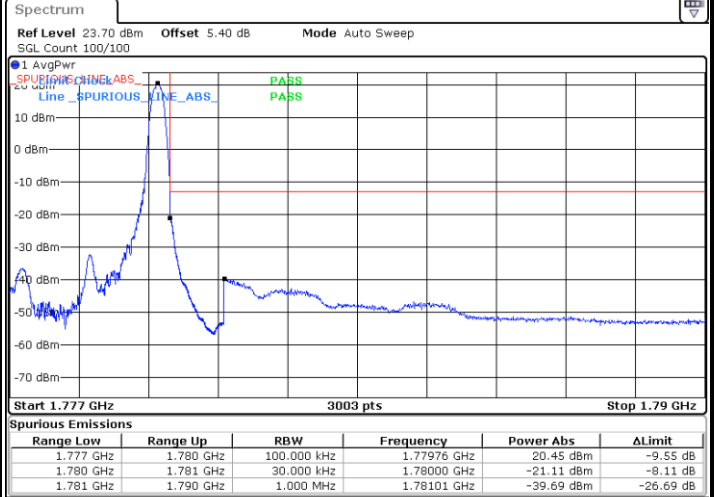


LTE Band 66 / 3MHz / QPSK

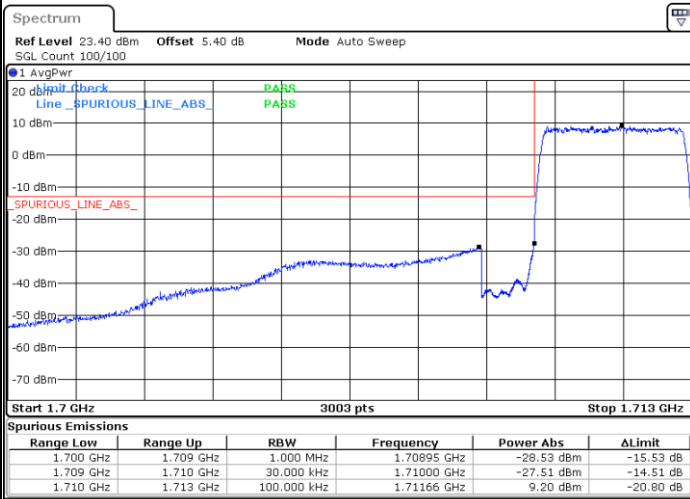
Lowest Band Edge / 1RB



Highest Band Edge / 1 RB



Lowest Band Edge / Full RB



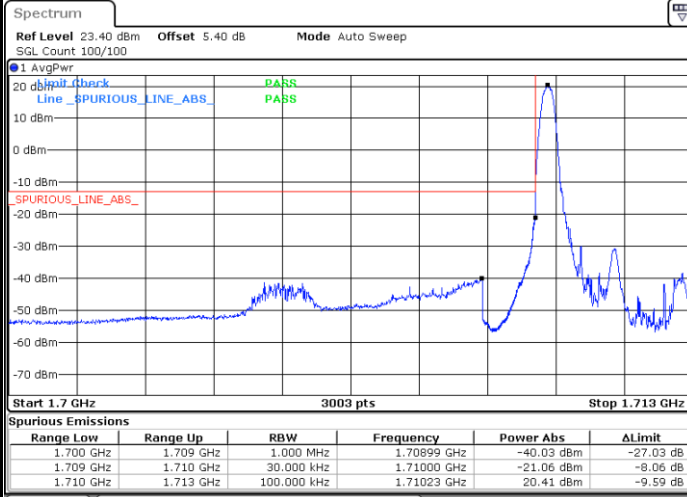
Highest Band Edge / Full RB



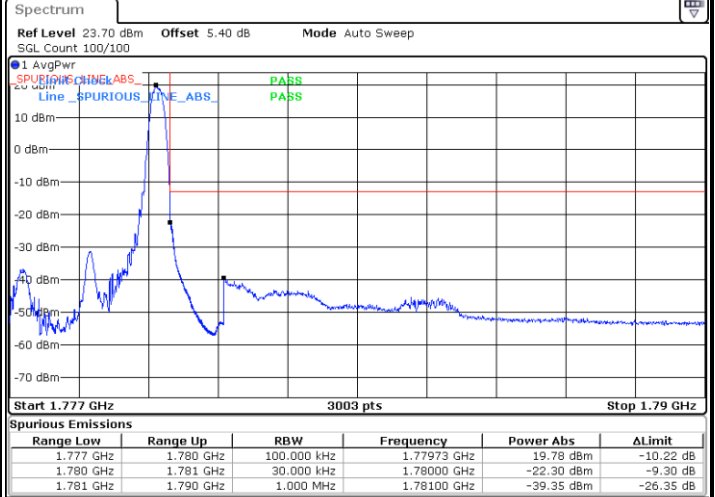


LTE Band 66 / 3MHz / 16QAM

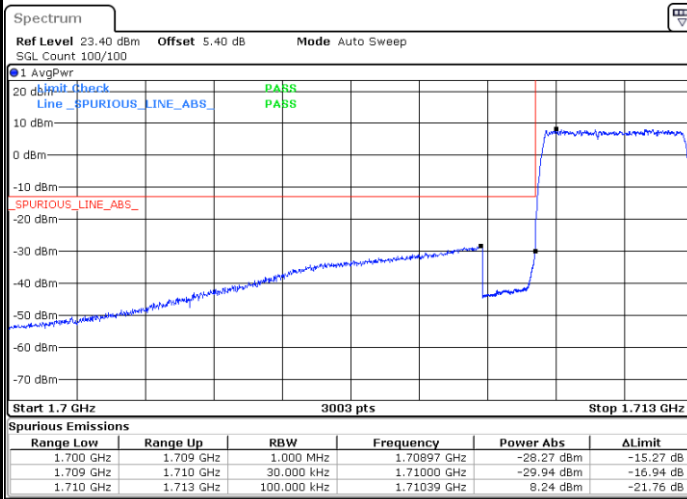
Lowest Band Edge / 1 RB



Highest Band Edge / 1 RB



Lowest Band Edge / Full RB



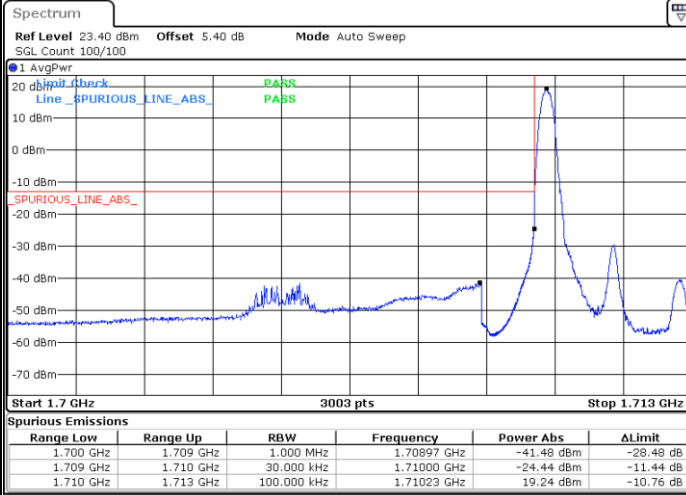
Highest Band Edge / Full RB



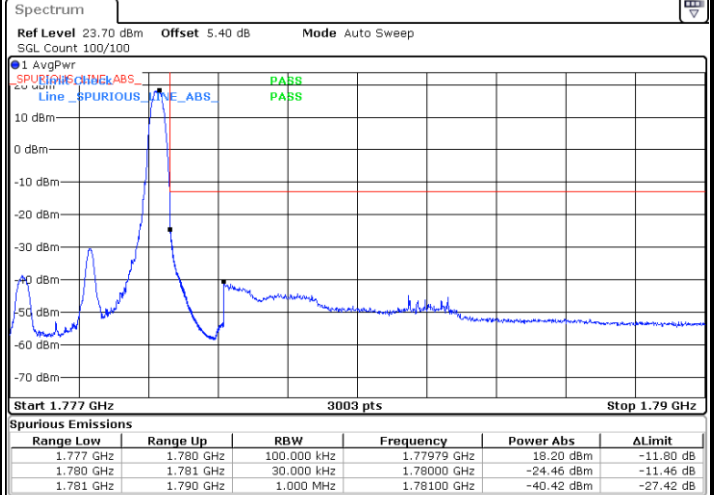


LTE Band 66 / 3MHz / 64QAM

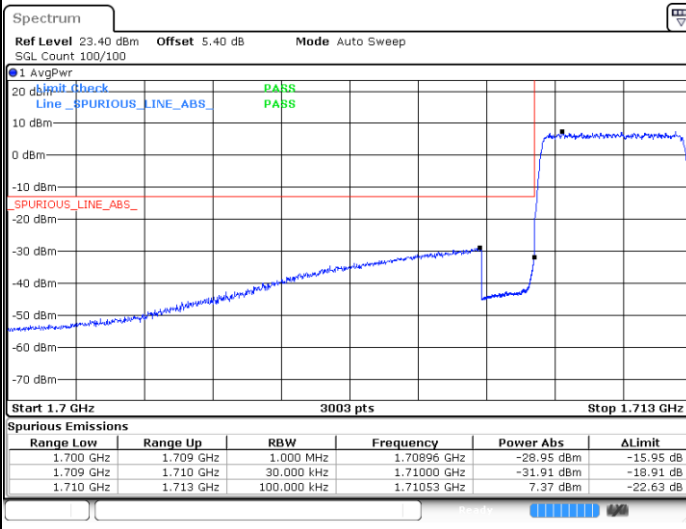
Lowest Band Edge / 1 RB



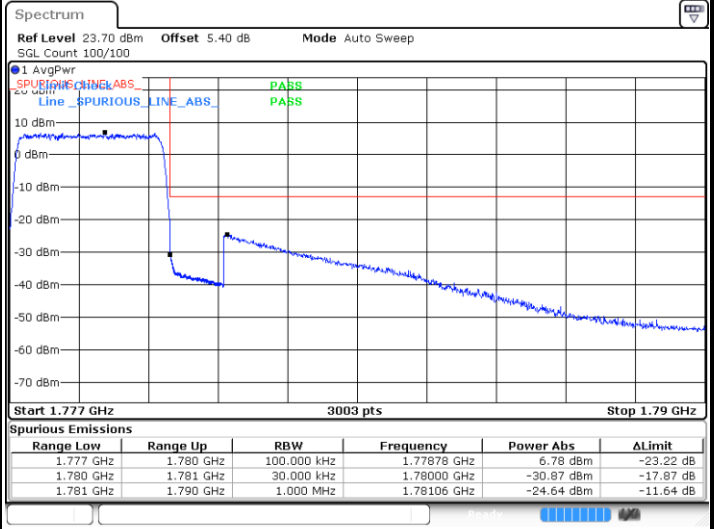
Highest Band Edge / 1 RB

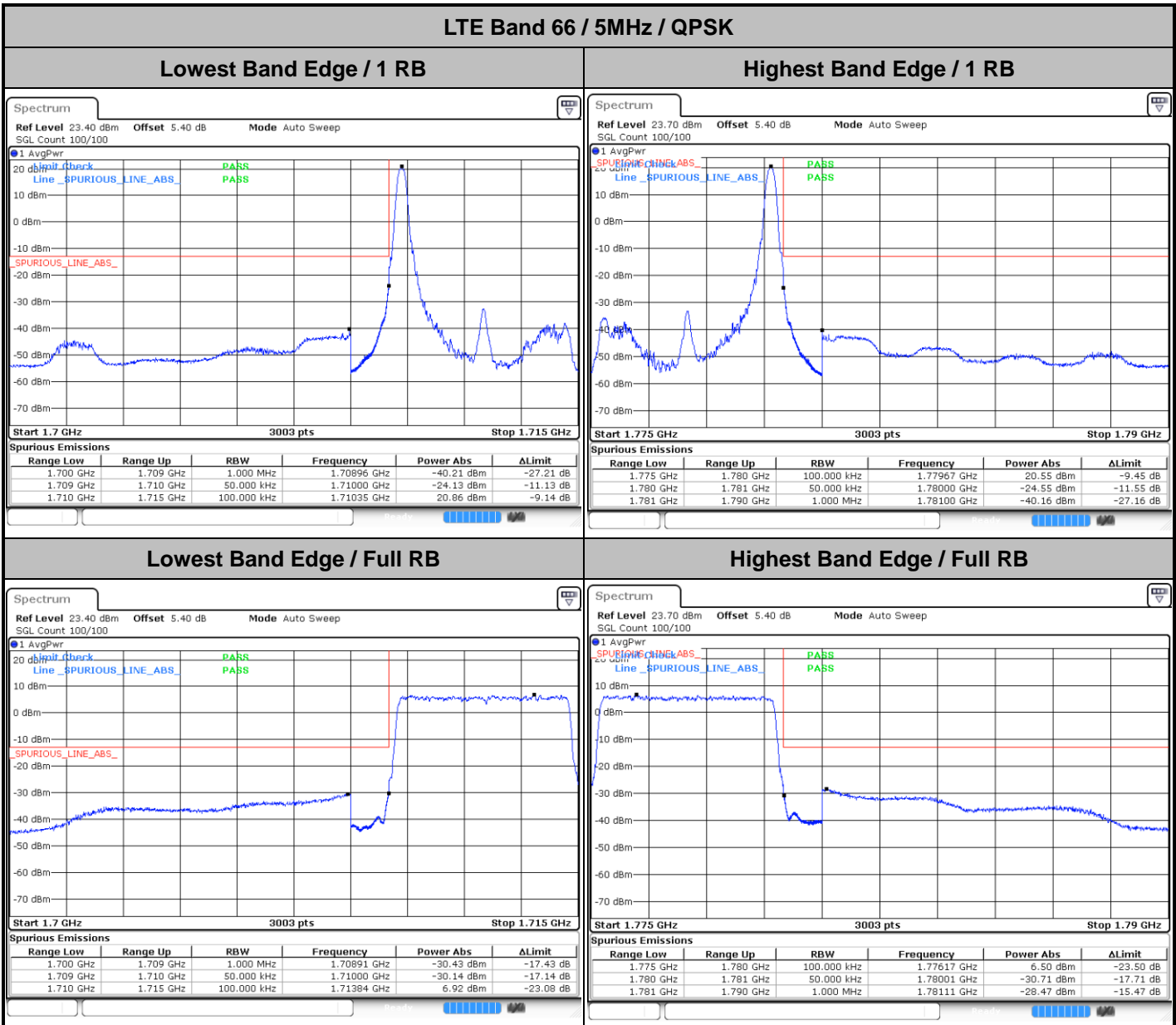


Lowest Band Edge / Full RB



Highest Band Edge / Full RB

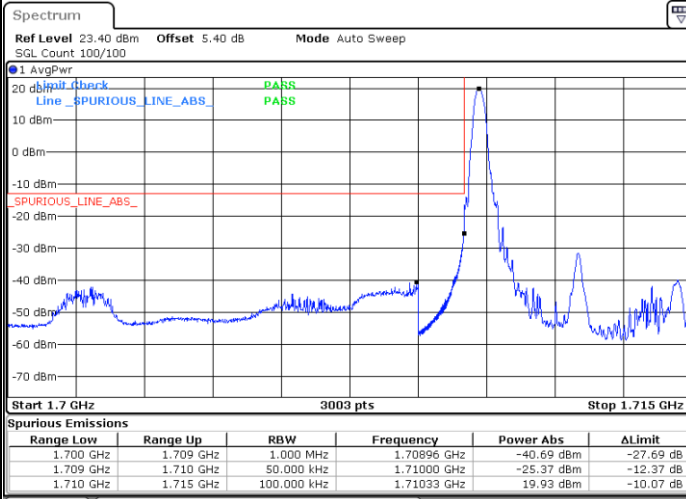




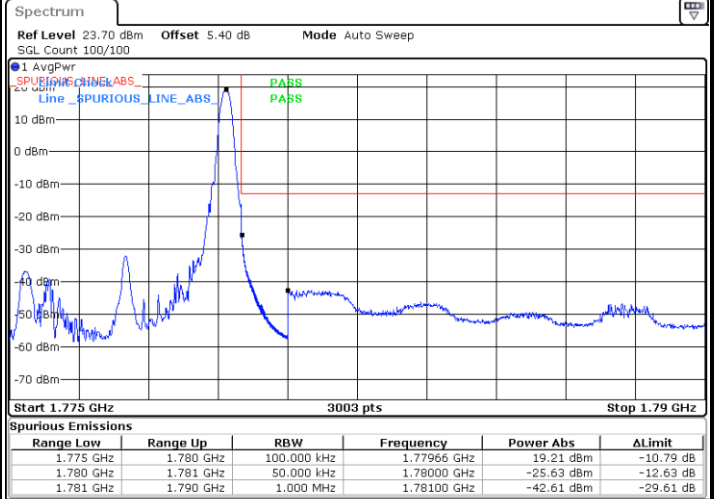


LTE Band 66 / 5MHz / 16QAM

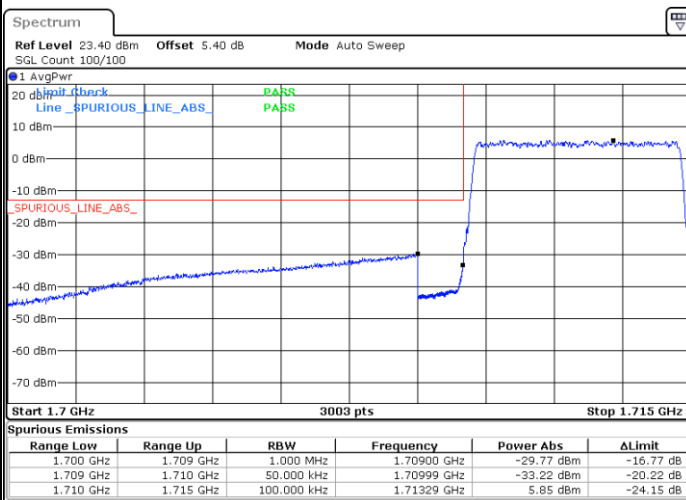
Lowest Band Edge / 1RB



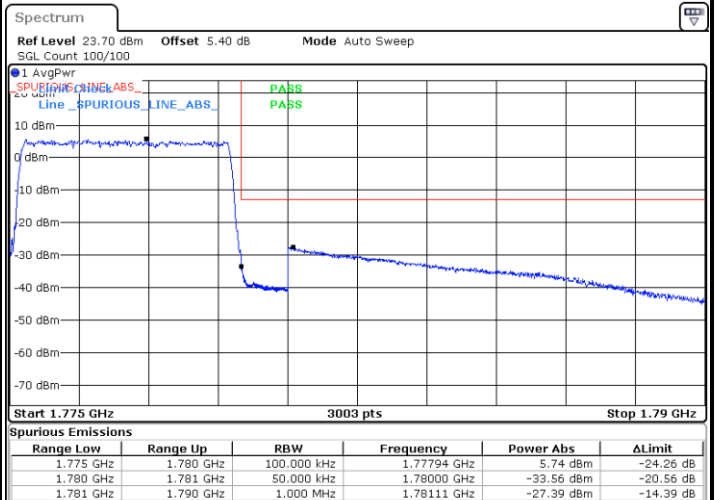
Highest Band Edge / 1 RB



Lowest Band Edge / Full RB



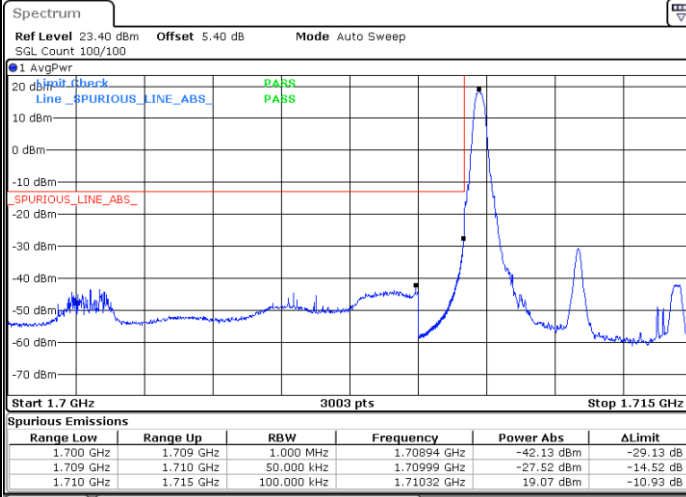
Highest Band Edge / Full RB



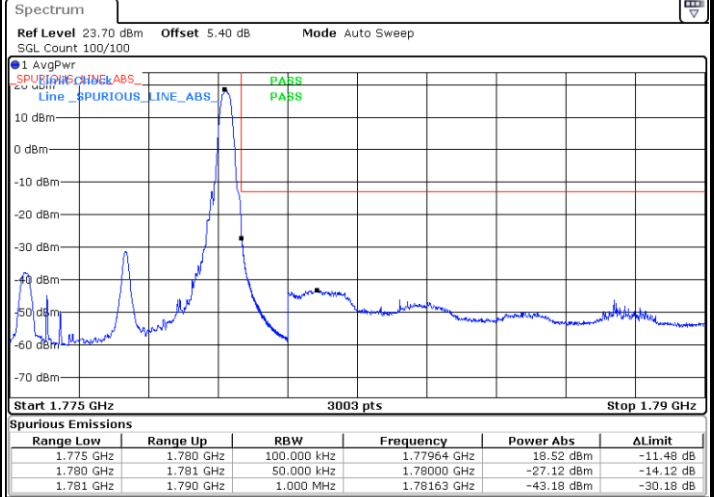


LTE Band 66 / 5MHz / 64QAM

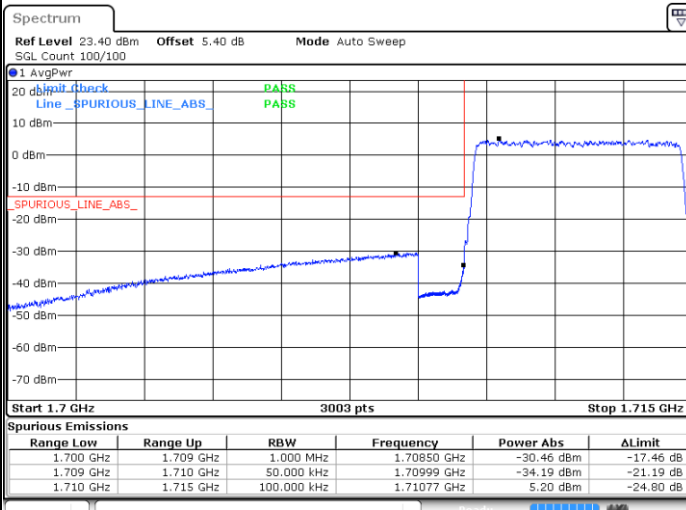
Lowest Band Edge / 1RB



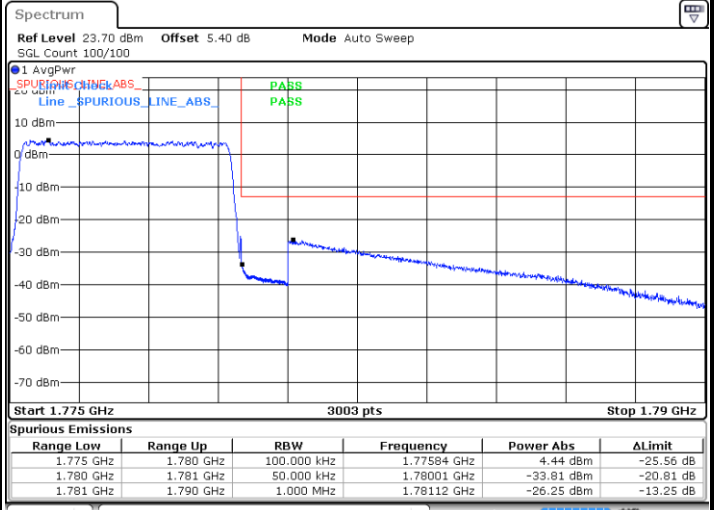
Highest Band Edge / 1 RB

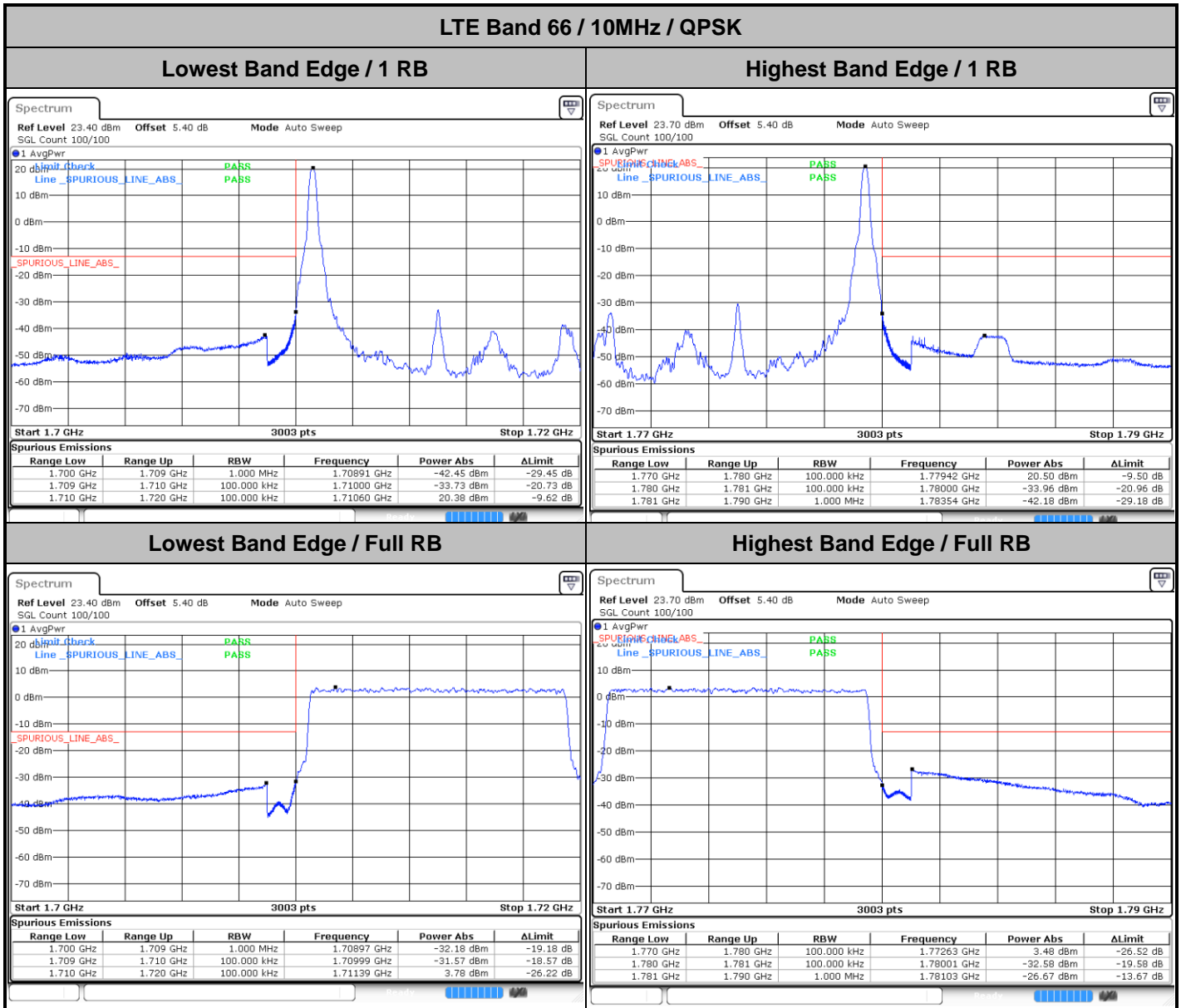


Lowest Band Edge / Full RB



Highest Band Edge / Full RB

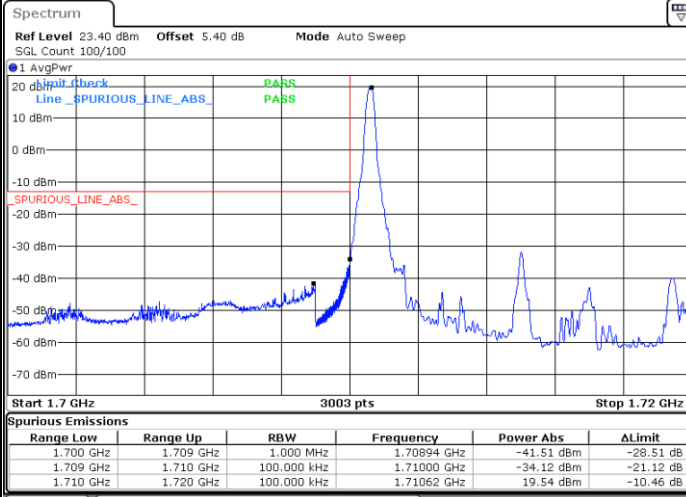




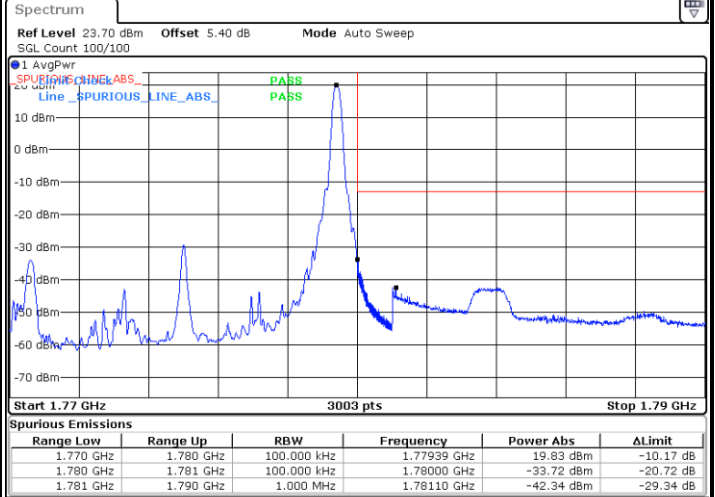


LTE Band 66 / 10MHz / 16QAM

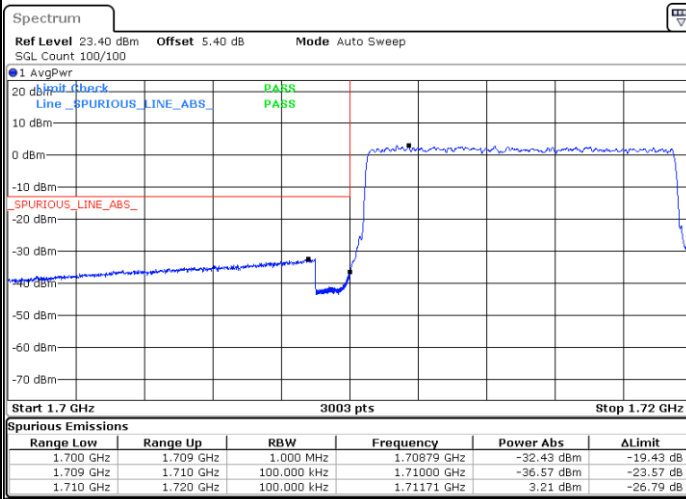
Lowest Band Edge / 1 RB



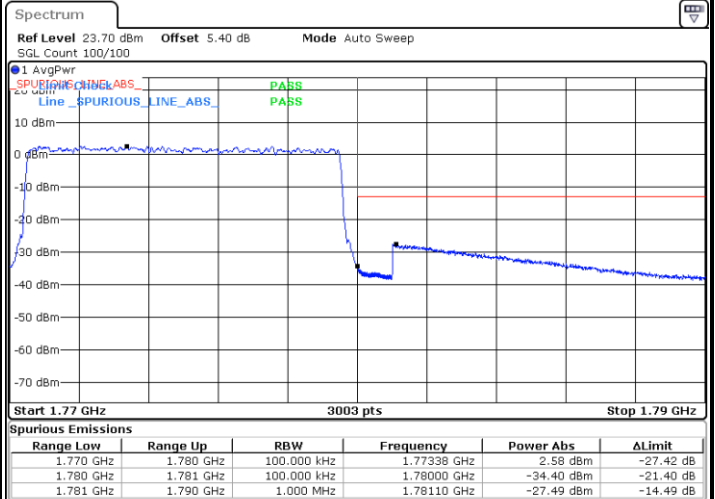
Highest Band Edge / 1 RB



Lowest Band Edge / Full RB



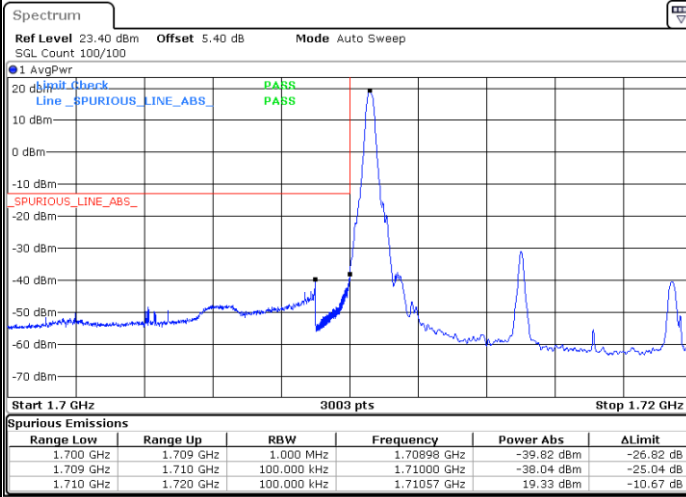
Highest Band Edge / Full RB



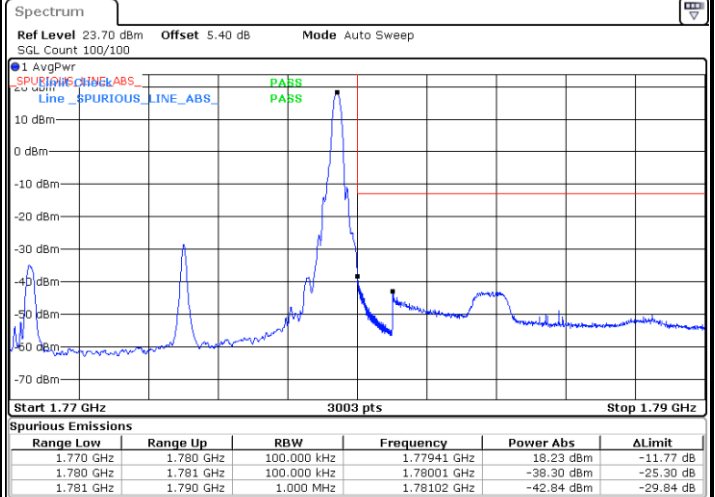


LTE Band 66 / 10MHz / 64QAM

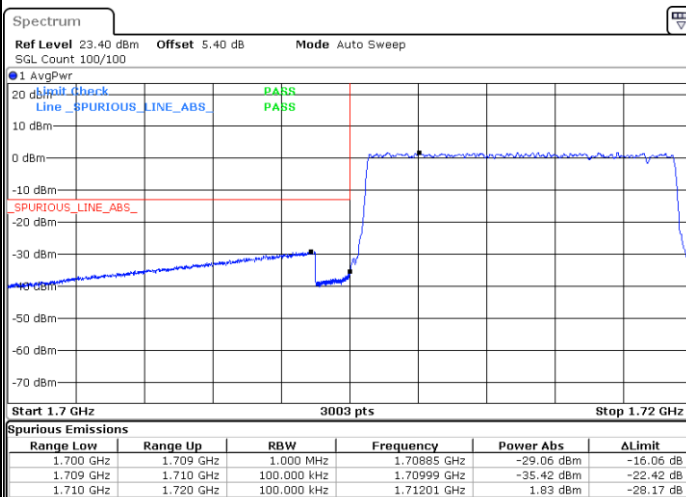
Lowest Band Edge / 1 RB



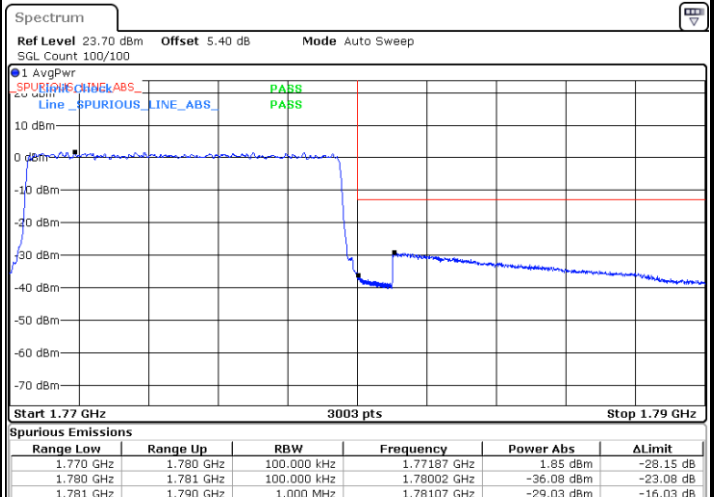
Highest Band Edge / 1 RB



Lowest Band Edge / Full RB



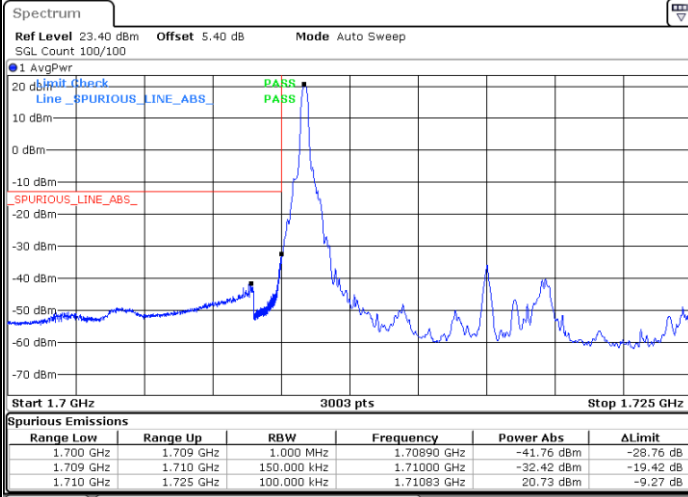
Highest Band Edge / Full RB



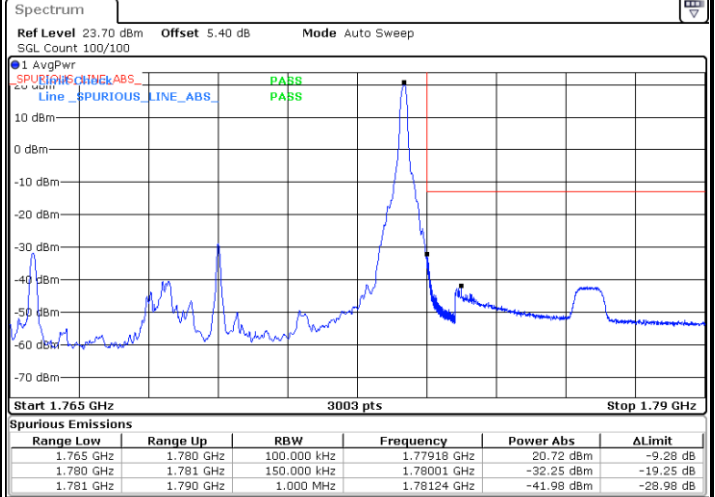


LTE Band 66 / 15MHz / QPSK

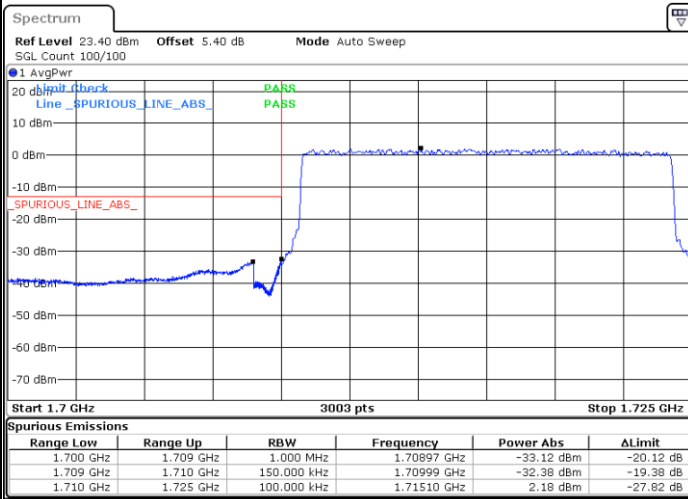
Lowest Band Edge / 1 RB



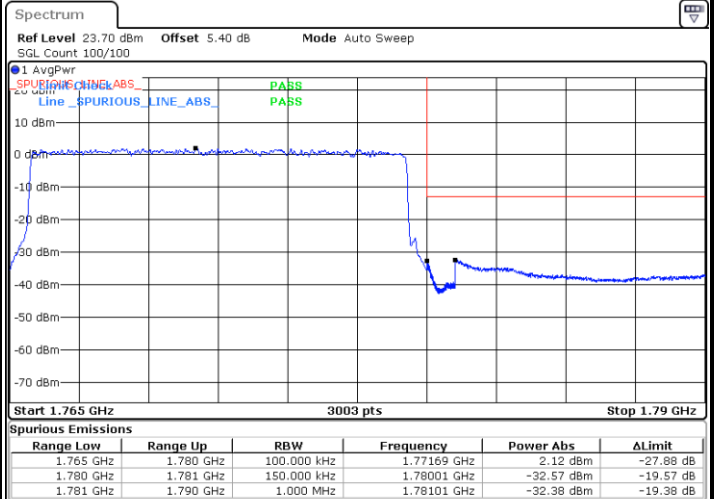
Highest Band Edge / 1 RB



Lowest Band Edge / Full RB



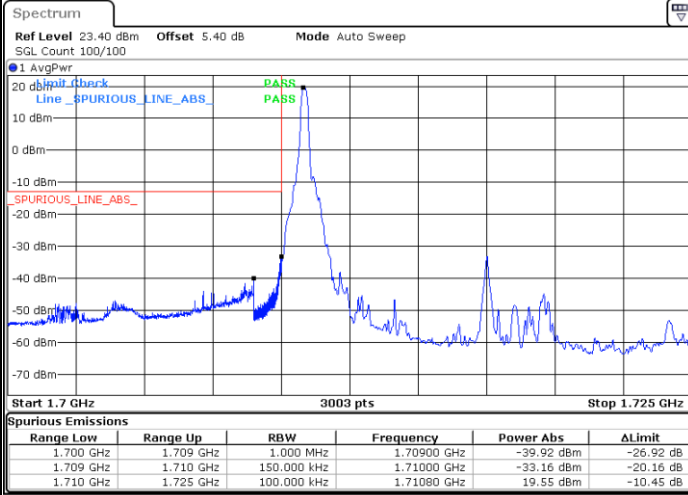
Highest Band Edge / Full RB



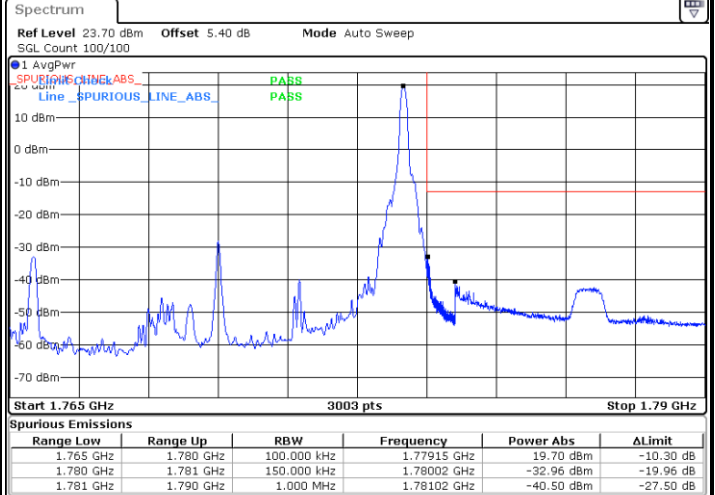


LTE Band 66 / 15MHz / 16QAM

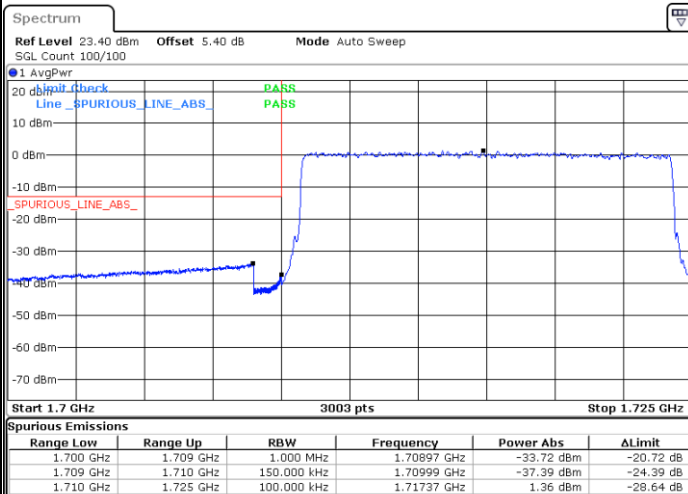
Lowest Band Edge / 1 RB



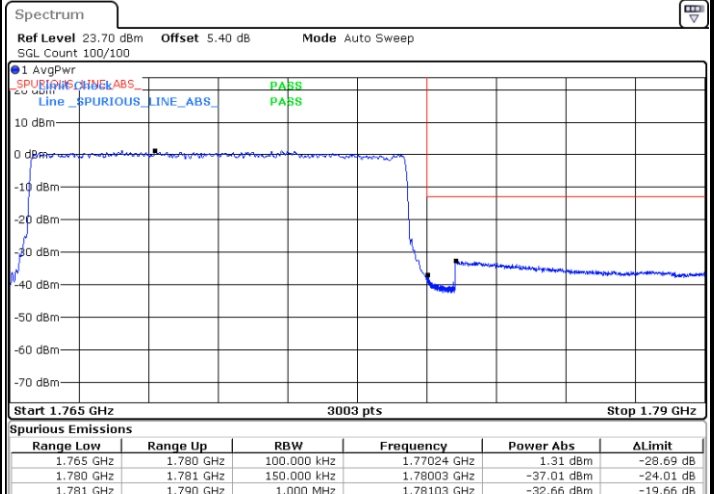
Highest Band Edge / 1 RB



Lowest Band Edge / Full RB



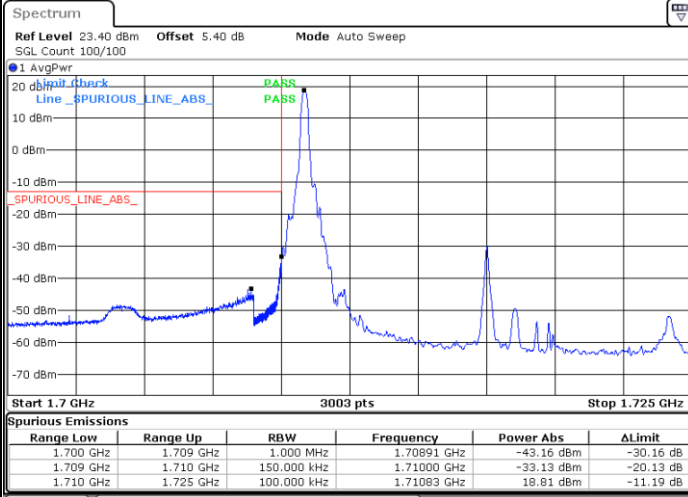
Highest Band Edge / Full RB



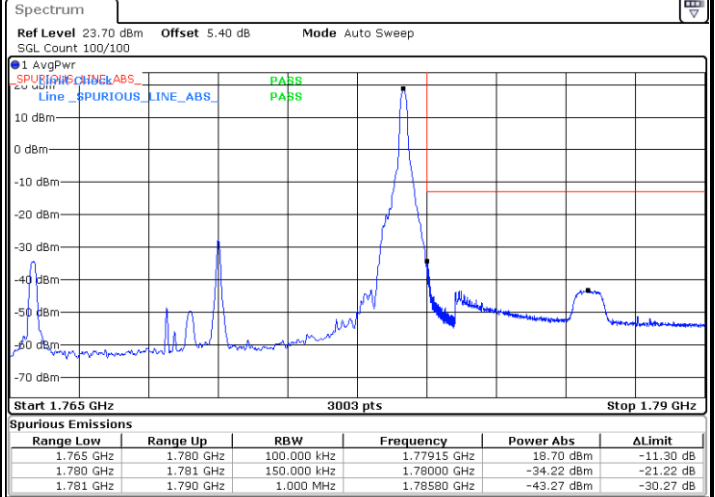


LTE Band 66 / 15MHz / 64QAM

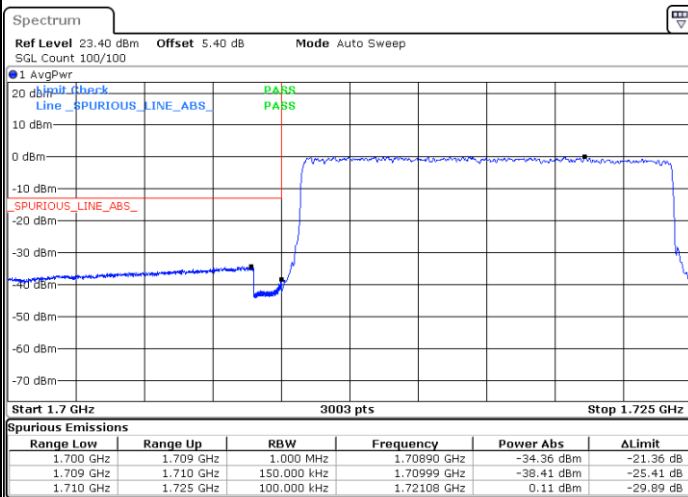
Lowest Band Edge / 1 RB



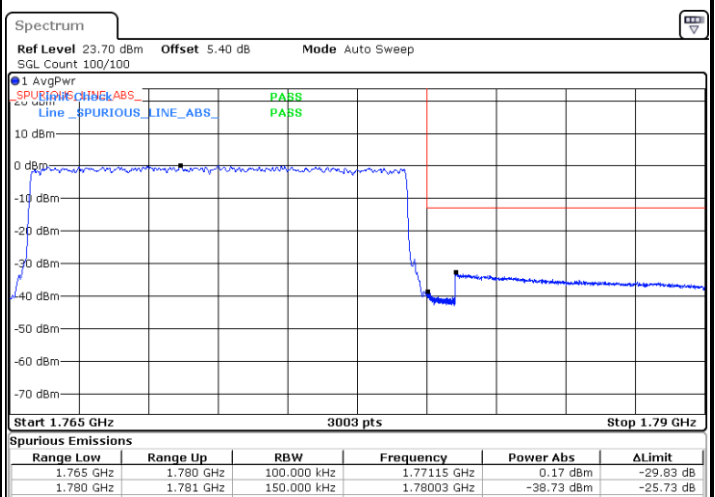
Highest Band Edge / 1 RB



Lowest Band Edge / Full RB



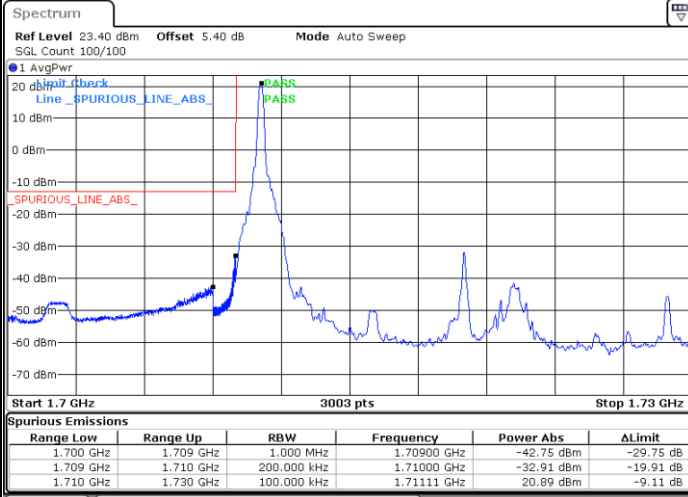
Highest Band Edge / Full RB



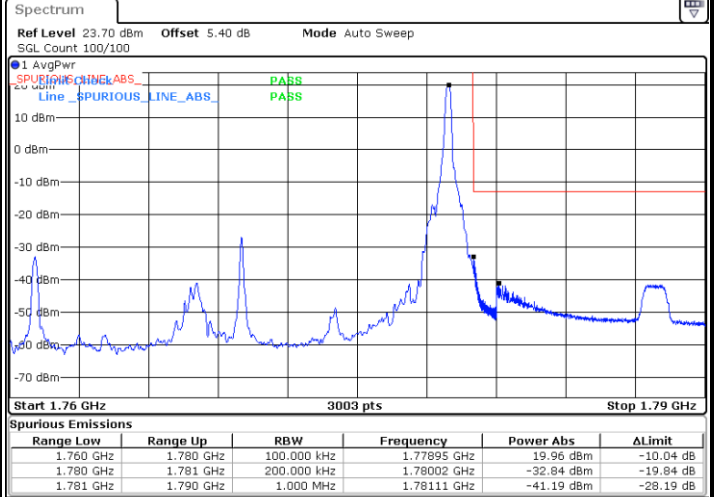


LTE Band 66 / 20MHz / QPSK

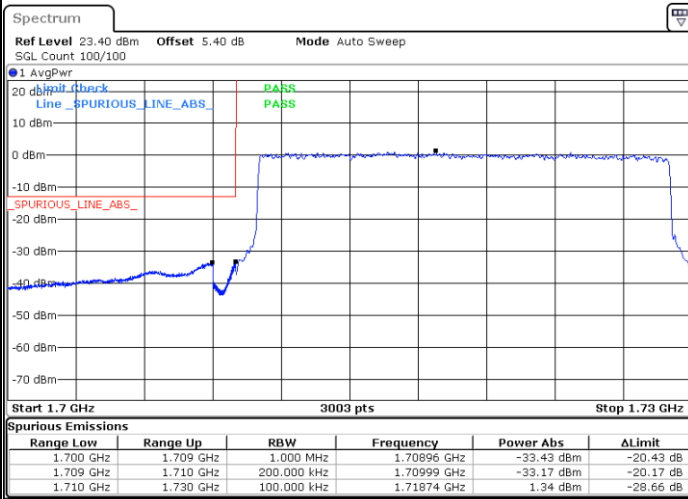
Lowest Band Edge / 1 RB



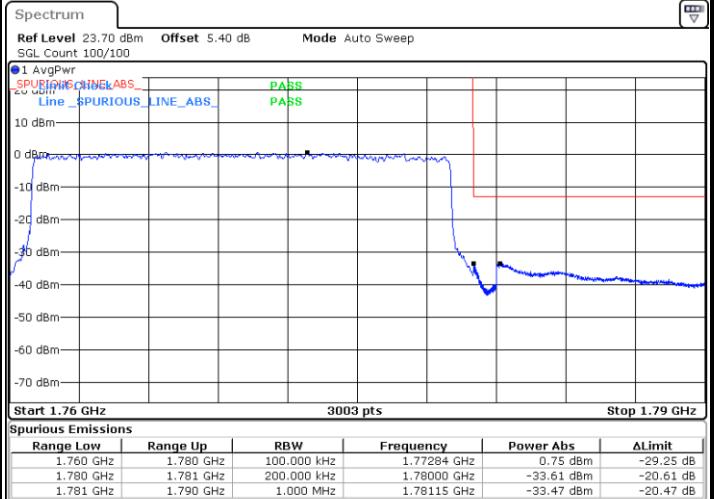
Highest Band Edge / 1 RB

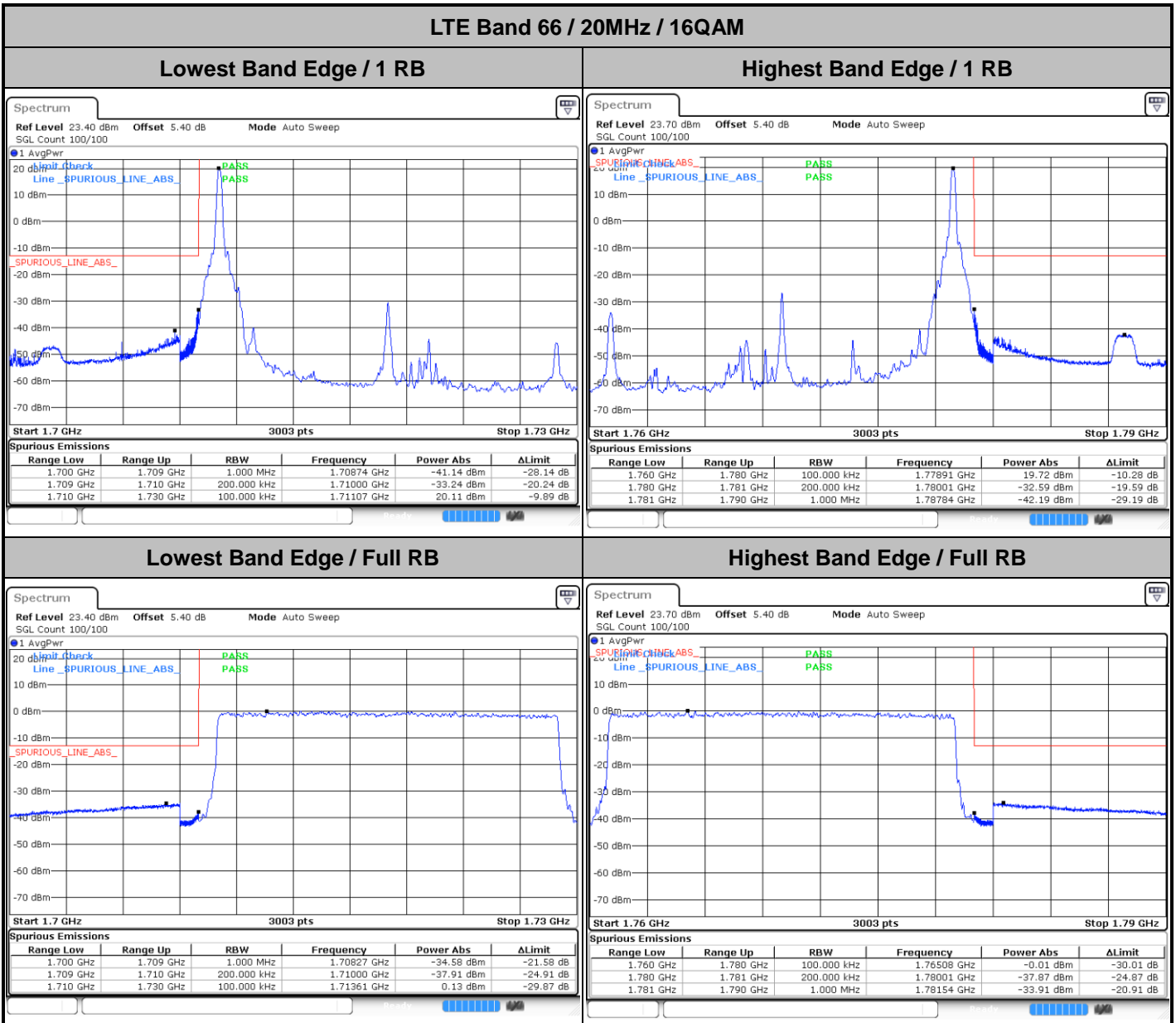


Lowest Band Edge / Full RB



Highest Band Edge / Full RB

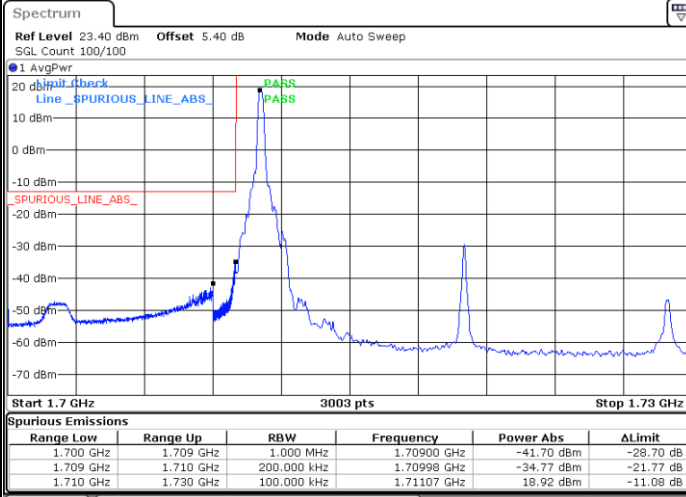




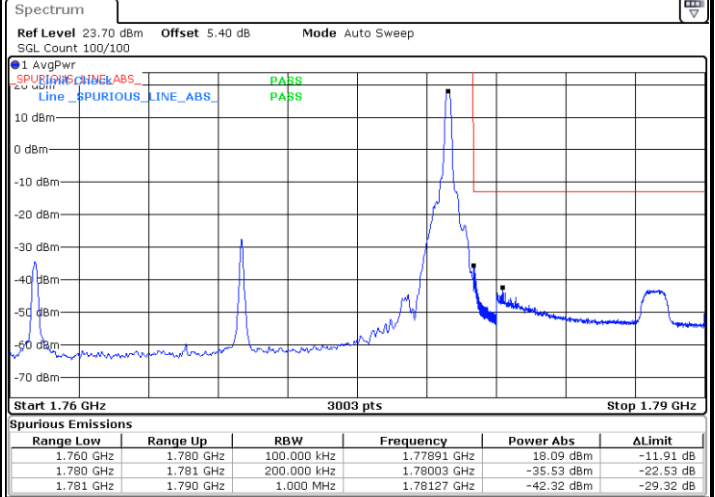


LTE Band 66 / 20MHz / 64QAM

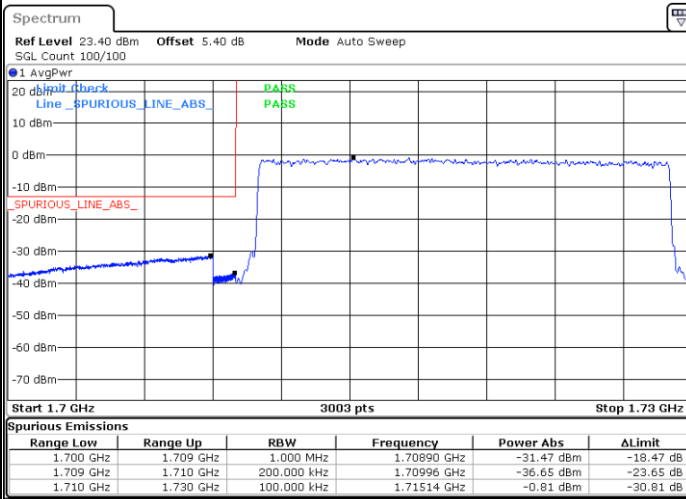
Lowest Band Edge / 1 RB



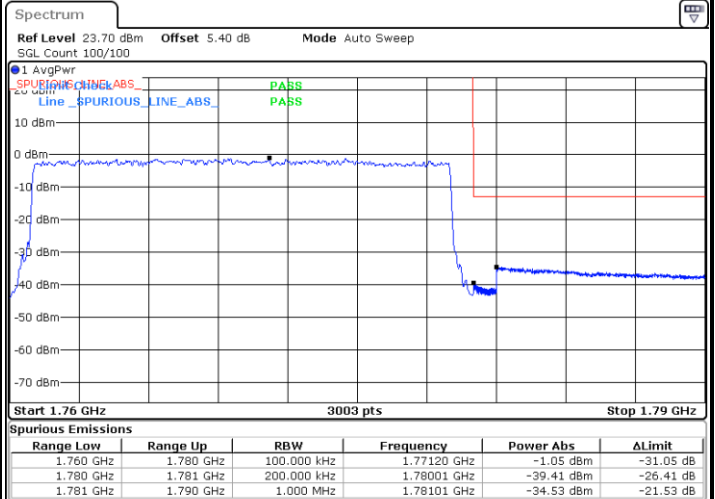
Highest Band Edge / 1 RB



Lowest Band Edge / Full RB

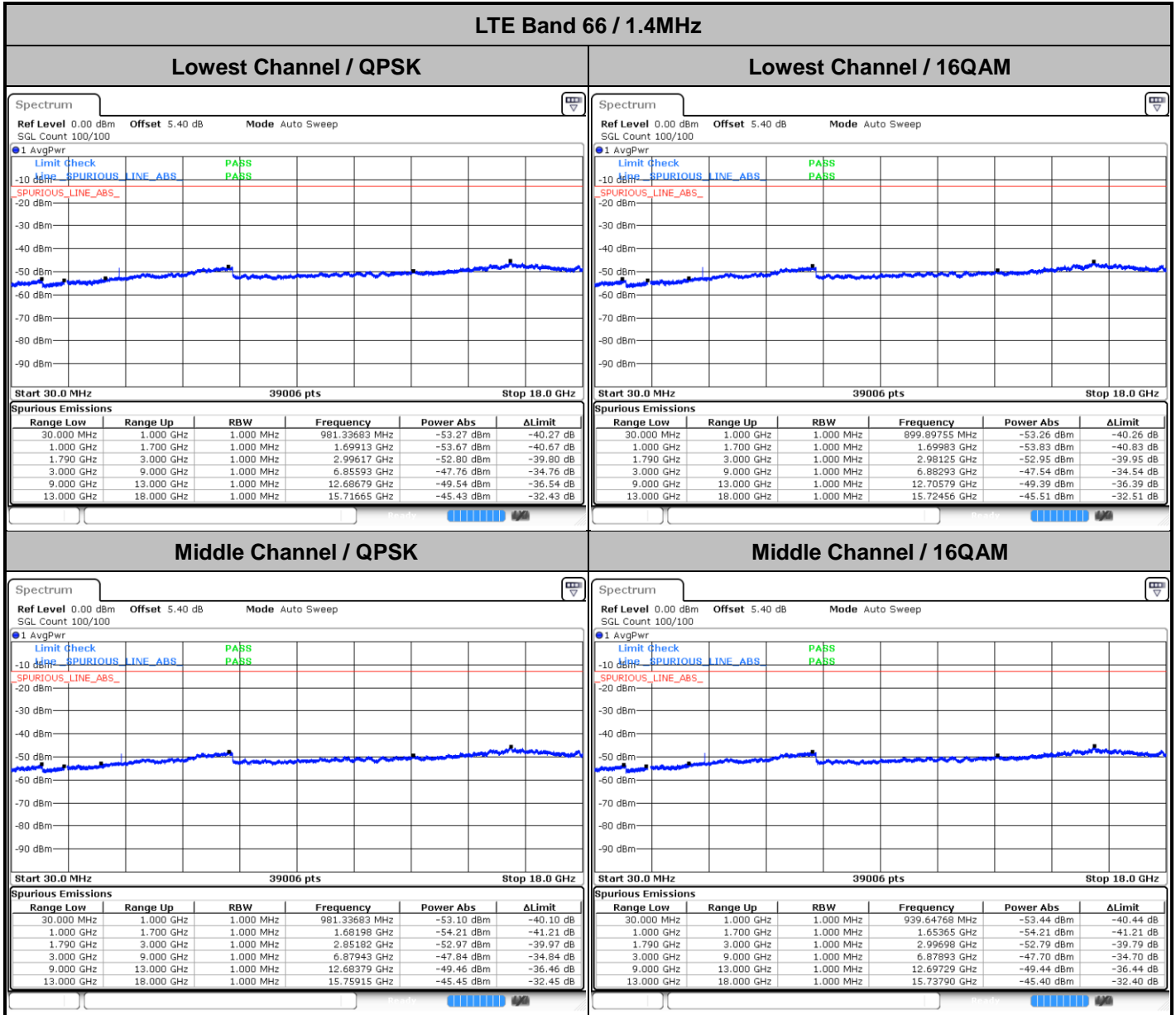


Highest Band Edge / Full RB





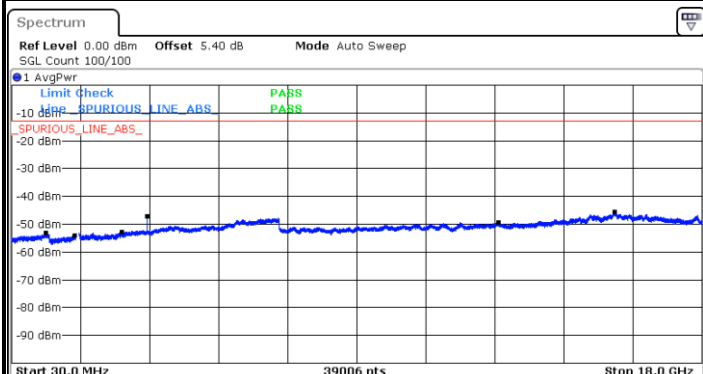
Conducted Spurious Emission





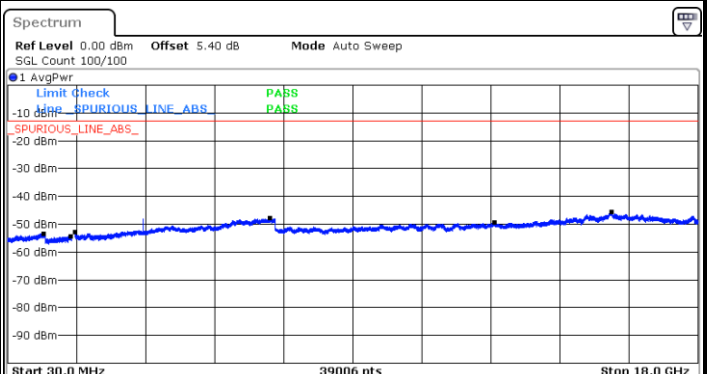
LTE Band 66 / 1.4MHz

Highest Channel / QPSK



Range Low	Range Up	RBW	Frequency	Power Abs	ΔLimit
30.000 MHz	1.000 GHz	1.000 MHz	925.10495 MHz	-53.28 dBm	-40.28 dB
1.000 GHz	1.700 GHz	1.000 MHz	1.67149 GHz	-54.16 dBm	-41.16 dB
1.700 GHz	3.000 GHz	1.000 MHz	2.89819 GHz	-52.92 dBm	-39.92 dB
3.000 GHz	9.000 GHz	1.000 MHz	3.55770 GHz	-47.25 dBm	-34.25 dB
9.000 GHz	13.000 GHz	1.000 MHz	12.69479 GHz	-49.45 dBm	-36.45 dB
13.000 GHz	18.000 GHz	1.000 MHz	15.72998 GHz	-45.51 dBm	-32.51 dB

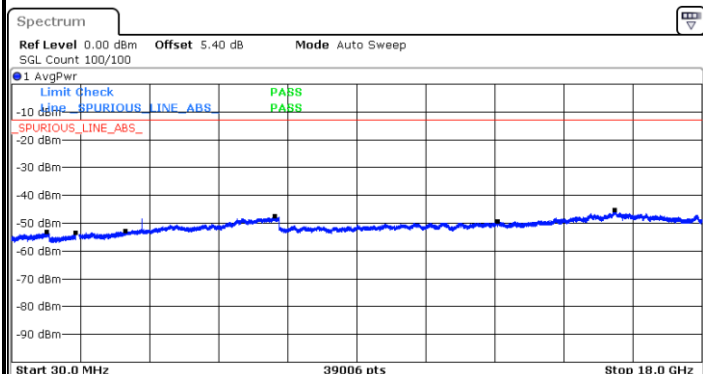
Highest Channel / 16QAM



Range Low	Range Up	RBW	Frequency	Power Abs	ΔLimit
30.000 MHz	1.000 GHz	1.000 MHz	957.58371 MHz	-53.35 dBm	-40.35 dB
1.000 GHz	1.700 GHz	1.000 MHz	1.66274 GHz	-54.25 dBm	-41.25 dB
1.700 GHz	3.000 GHz	1.000 MHz	1.79181 GHz	-52.95 dBm	-39.95 dB
3.000 GHz	9.000 GHz	1.000 MHz	6.85443 GHz	-47.71 dBm	-34.71 dB
9.000 GHz	13.000 GHz	1.000 MHz	12.70079 GHz	-49.52 dBm	-36.52 dB
13.000 GHz	18.000 GHz	1.000 MHz	15.73665 GHz	-45.57 dBm	-32.57 dB

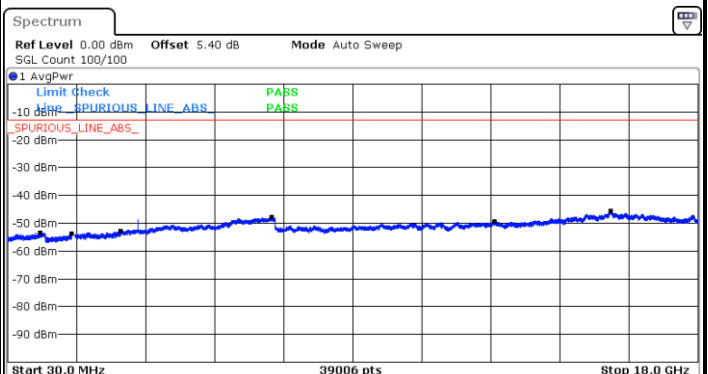
LTE Band 66 / 3MHz

Lowest Channel / QPSK



Range Low	Range Up	RBW	Frequency	Power Abs	ΔLimit
30.000 MHz	1.000 GHz	1.000 MHz	934.80010 MHz	-53.22 dBm	-40.22 dB
1.000 GHz	1.700 GHz	1.000 MHz	1.69843 GHz	-53.53 dBm	-40.53 dB
1.700 GHz	3.000 GHz	1.000 MHz	2.98165 GHz	-52.81 dBm	-39.81 dB
3.000 GHz	9.000 GHz	1.000 MHz	6.87193 GHz	-47.39 dBm	-34.39 dB
9.000 GHz	13.000 GHz	1.000 MHz	12.68629 GHz	-49.31 dBm	-36.31 dB
13.000 GHz	18.000 GHz	1.000 MHz	15.73623 GHz	-45.21 dBm	-32.21 dB

Lowest Channel / 16QAM



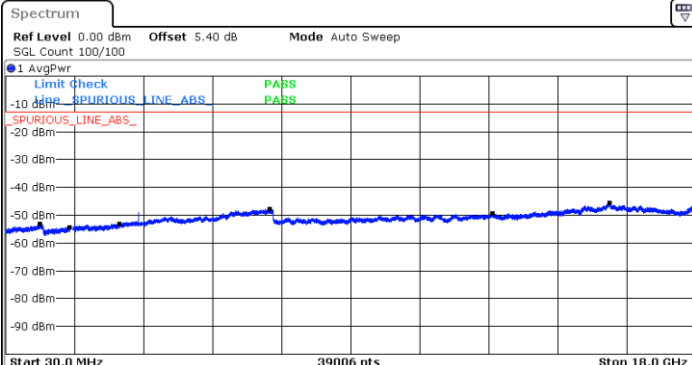
Range Low	Range Up	RBW	Frequency	Power Abs	ΔLimit
30.000 MHz	1.000 GHz	1.000 MHz	864.99500 MHz	-53.35 dBm	-40.35 dB
1.000 GHz	1.700 GHz	1.000 MHz	1.69983 GHz	-53.70 dBm	-40.70 dB
1.700 GHz	3.000 GHz	1.000 MHz	2.96633 GHz	-52.90 dBm	-39.90 dB
3.000 GHz	9.000 GHz	1.000 MHz	6.88943 GHz	-47.65 dBm	-34.65 dB
9.000 GHz	13.000 GHz	1.000 MHz	12.68979 GHz	-49.51 dBm	-36.51 dB
13.000 GHz	18.000 GHz	1.000 MHz	15.73581 GHz	-45.54 dBm	-32.54 dB



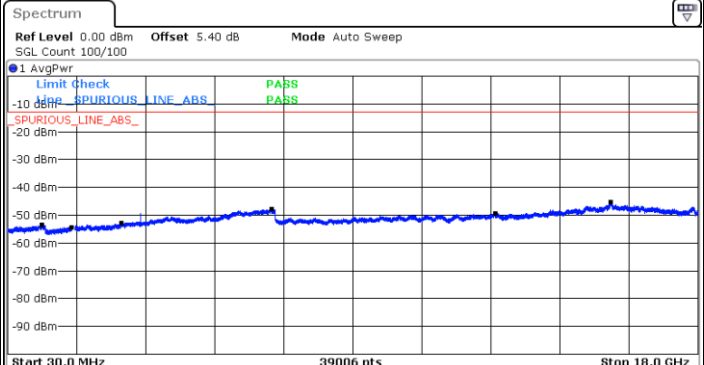
LTE Band 66 / 3MHz

Middle Channel / QPSK

Middle Channel / 16QAM



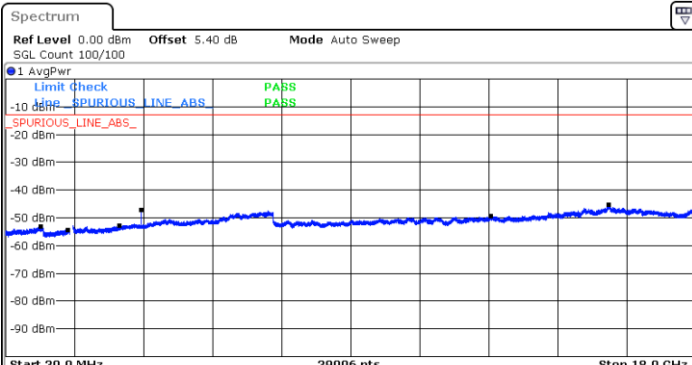
Range Low	Range Up	RBW	Frequency	Power Abs	ΔLimit
30.000 MHz	1.000 GHz	1.000 MHz	908.62319 MHz	-53.13 dBm	-40.13 dB
1.000 GHz	1.700 GHz	1.000 MHz	1.69913 GHz	-54.25 dBm	-41.25 dB
1.700 GHz	3.000 GHz	1.000 MHz	2.97964 GHz	-53.04 dBm	-40.04 dB
3.000 GHz	9.000 GHz	1.000 MHz	6.88843 GHz	-47.76 dBm	-34.76 dB
9.000 GHz	13.000 GHz	1.000 MHz	12.69679 GHz	-49.43 dBm	-36.43 dB
13.000 GHz	18.000 GHz	1.000 MHz	15.74040 GHz	-45.56 dBm	-32.56 dB



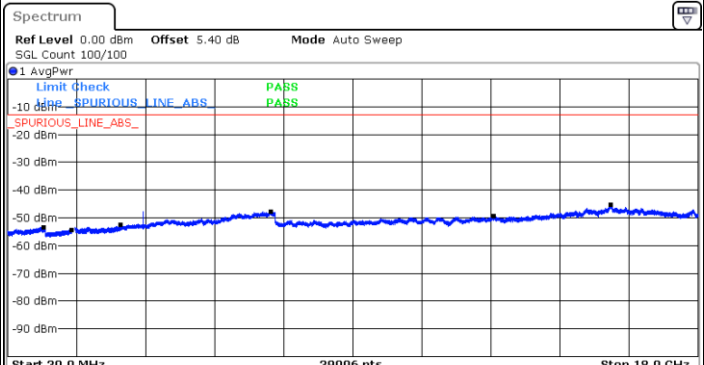
Range Low	Range Up	RBW	Frequency	Power Abs	ΔLimit
30.000 MHz	1.000 GHz	1.000 MHz	921.71164 MHz	-53.45 dBm	-40.45 dB
1.000 GHz	1.700 GHz	1.000 MHz	1.69913 GHz	-54.27 dBm	-41.27 dB
1.700 GHz	3.000 GHz	1.000 MHz	2.99052 GHz	-52.70 dBm	-39.70 dB
3.000 GHz	9.000 GHz	1.000 MHz	6.88943 GHz	-47.91 dBm	-34.91 dB
9.000 GHz	13.000 GHz	1.000 MHz	12.71279 GHz	-49.42 dBm	-36.42 dB
13.000 GHz	18.000 GHz	1.000 MHz	15.73206 GHz	-45.38 dBm	-32.38 dB

Highest Channel / QPSK

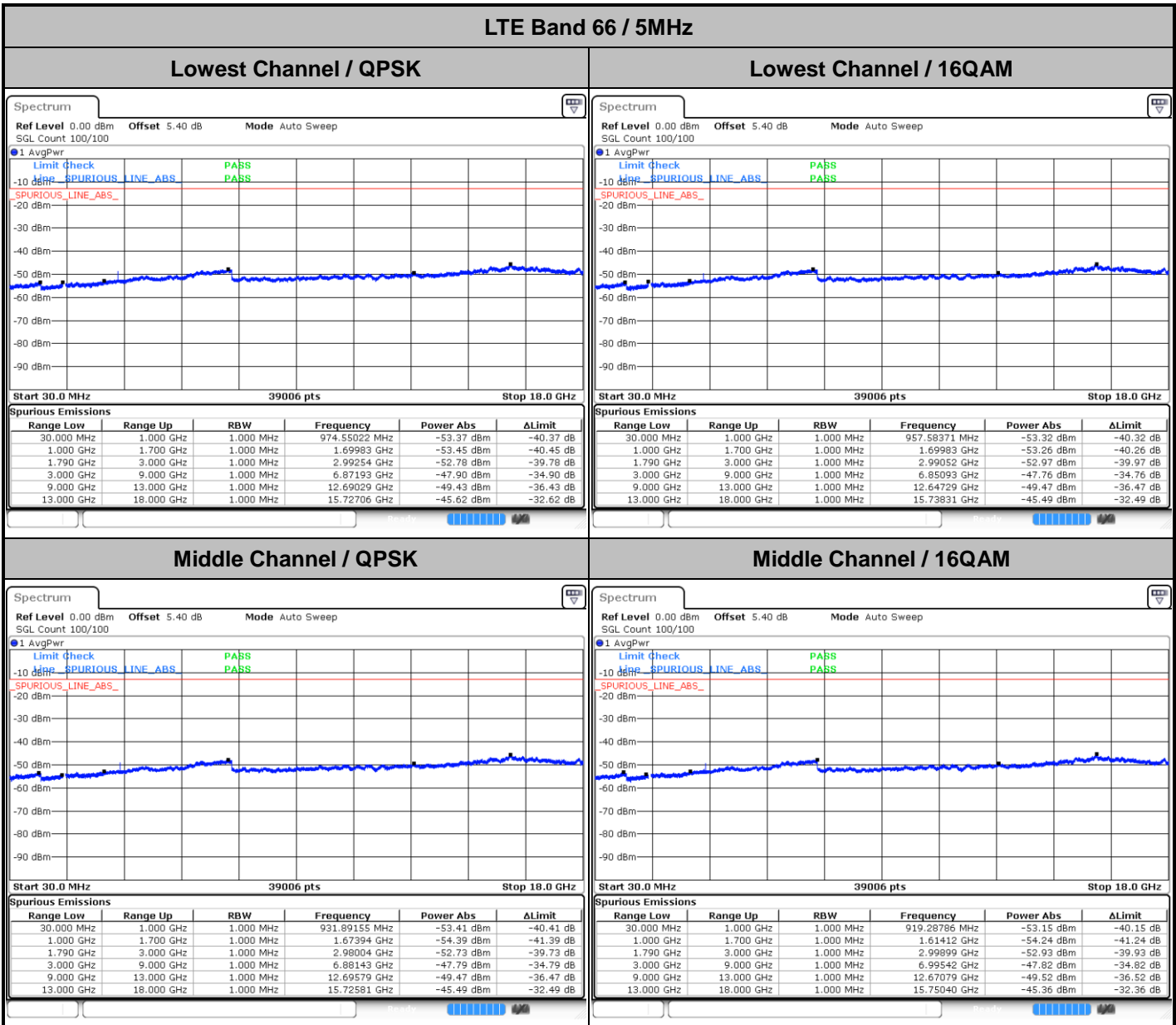
Highest Channel / 16QAM



Range Low	Range Up	RBW	Frequency	Power Abs	ΔLimit
30.000 MHz	1.000 GHz	1.000 MHz	938.19340 MHz	-53.09 dBm	-40.09 dB
1.000 GHz	1.700 GHz	1.000 MHz	1.64105 GHz	-54.29 dBm	-41.29 dB
1.700 GHz	3.000 GHz	1.000 MHz	2.98891 GHz	-52.76 dBm	-39.76 dB
3.000 GHz	9.000 GHz	1.000 MHz	3.55470 GHz	-47.08 dBm	-34.08 dB
9.000 GHz	13.000 GHz	1.000 MHz	12.65629 GHz	-49.38 dBm	-36.38 dB
13.000 GHz	18.000 GHz	1.000 MHz	15.72498 GHz	-45.43 dBm	-32.43 dB



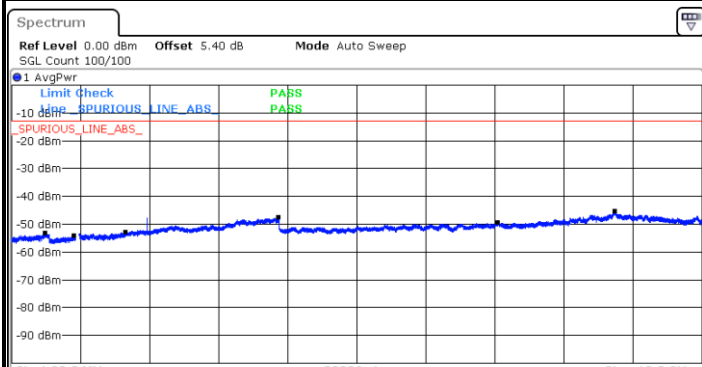
Range Low	Range Up	RBW	Frequency	Power Abs	ΔLimit
30.000 MHz	1.000 GHz	1.000 MHz	967.76362 MHz	-53.43 dBm	-40.43 dB
1.000 GHz	1.700 GHz	1.000 MHz	1.69738 GHz	-54.29 dBm	-41.29 dB
1.700 GHz	3.000 GHz	1.000 MHz	2.95787 GHz	-52.53 dBm	-39.53 dB
3.000 GHz	9.000 GHz	1.000 MHz	6.86743 GHz	-47.66 dBm	-34.66 dB
9.000 GHz	13.000 GHz	1.000 MHz	12.68529 GHz	-49.26 dBm	-36.26 dB
13.000 GHz	18.000 GHz	1.000 MHz	15.73498 GHz	-45.37 dBm	-32.37 dB





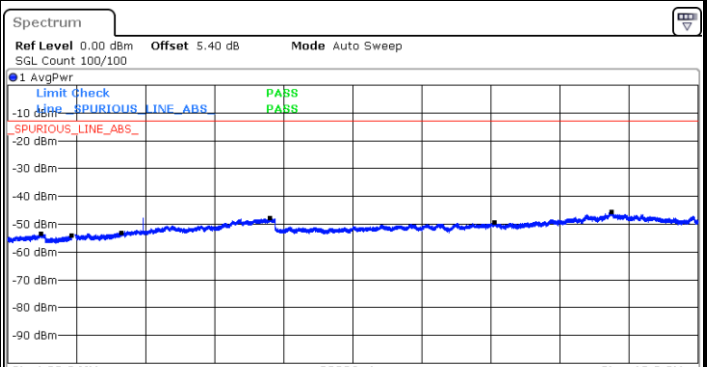
LTE Band 66 / 5MHz

Highest Channel / QPSK



Range Low	Range Up	RBW	Frequency	Power Abs	ΔLimit
30.000 MHz	1.000 GHz	1.000 MHz	894.56522 MHz	-53.26 dBm	-40.26 dB
1.000 GHz	1.700 GHz	1.000 MHz	1.64735 GHz	-54.13 dBm	-41.13 dB
1.700 GHz	3.000 GHz	1.000 MHz	2.99657 GHz	-52.74 dBm	-39.74 dB
3.000 GHz	9.000 GHz	1.000 MHz	6.97792 GHz	-47.57 dBm	-34.57 dB
9.000 GHz	13.000 GHz	1.000 MHz	12.66579 GHz	-49.43 dBm	-36.43 dB
13.000 GHz	18.000 GHz	1.000 MHz	15.73623 GHz	-45.38 dBm	-32.38 dB

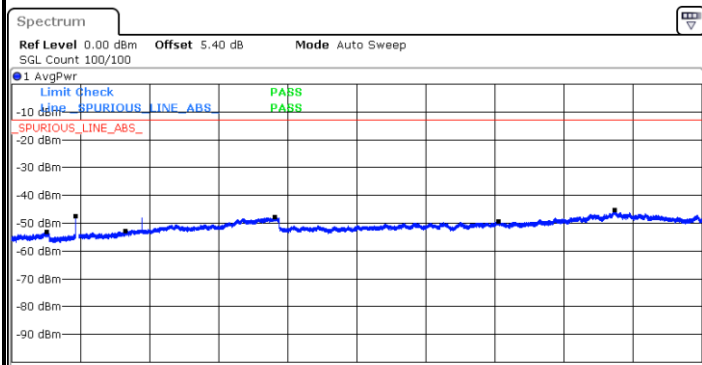
Highest Channel / 16QAM



Range Low	Range Up	RBW	Frequency	Power Abs	ΔLimit
30.000 MHz	1.000 GHz	1.000 MHz	905.22989 MHz	-53.45 dBm	-40.45 dB
1.000 GHz	1.700 GHz	1.000 MHz	1.68198 GHz	-54.24 dBm	-41.24 dB
1.700 GHz	3.000 GHz	1.000 MHz	2.98448 GHz	-53.04 dBm	-40.04 dB
3.000 GHz	9.000 GHz	1.000 MHz	6.84543 GHz	-47.74 dBm	-34.74 dB
9.000 GHz	13.000 GHz	1.000 MHz	12.69279 GHz	-49.30 dBm	-36.30 dB
13.000 GHz	18.000 GHz	1.000 MHz	15.75415 GHz	-45.46 dBm	-32.46 dB

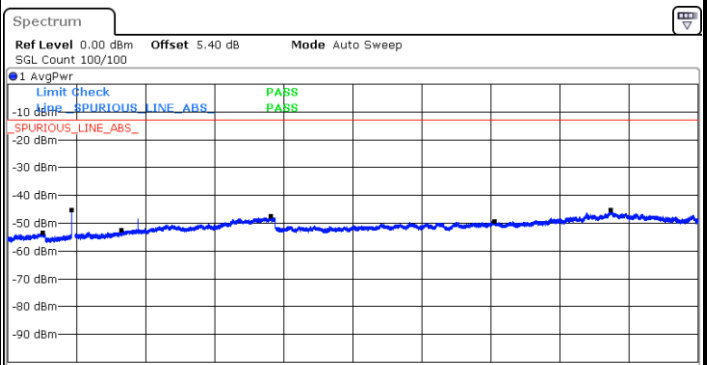
LTE Band 66 / 10MHz

Lowest Channel / QPSK



Range Low	Range Up	RBW	Frequency	Power Abs	ΔLimit
30.000 MHz	1.000 GHz	1.000 MHz	938.19340 MHz	-53.22 dBm	-40.22 dB
1.000 GHz	1.700 GHz	1.000 MHz	1.69318 GHz	-47.42 dBm	-34.42 dB
1.700 GHz	3.000 GHz	1.000 MHz	2.98609 GHz	-52.69 dBm	-39.69 dB
3.000 GHz	9.000 GHz	1.000 MHz	6.87743 GHz	-47.79 dBm	-34.79 dB
9.000 GHz	13.000 GHz	1.000 MHz	12.70029 GHz	-49.43 dBm	-36.43 dB
13.000 GHz	18.000 GHz	1.000 MHz	15.72748 GHz	-45.41 dBm	-32.41 dB

Lowest Channel / 16QAM



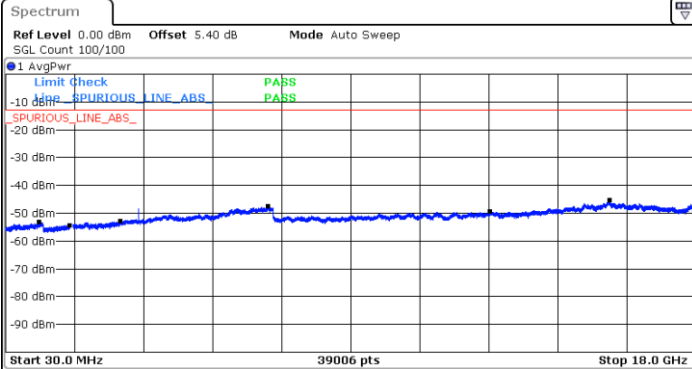
Range Low	Range Up	RBW	Frequency	Power Abs	ΔLimit
30.000 MHz	1.000 GHz	1.000 MHz	939.64768 MHz	-53.35 dBm	-40.35 dB
1.000 GHz	1.700 GHz	1.000 MHz	1.69318 GHz	-45.27 dBm	-32.27 dB
1.700 GHz	3.000 GHz	1.000 MHz	2.99173 GHz	-52.55 dBm	-39.55 dB
3.000 GHz	9.000 GHz	1.000 MHz	6.88043 GHz	-47.55 dBm	-34.55 dB
9.000 GHz	13.000 GHz	1.000 MHz	12.69379 GHz	-49.33 dBm	-36.33 dB
13.000 GHz	18.000 GHz	1.000 MHz	15.71873 GHz	-45.25 dBm	-32.25 dB



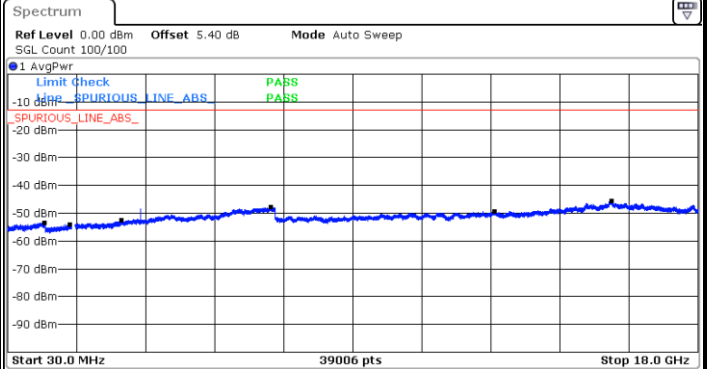
LTE Band 66 / 10MHz

Middle Channel / QPSK

Middle Channel / 16QAM



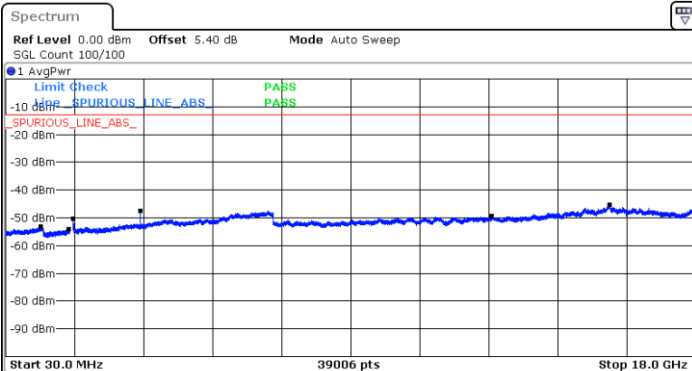
Range Low	Range Up	RBW	Frequency	Power Abs	ΔLimit
30.000 MHz	1.000 GHz	1.000 MHz	895.53473 MHz	-53.17 dBm	-40.17 dB
1.000 GHz	1.700 GHz	1.000 MHz	1.68408 GHz	-54.30 dBm	-41.30 dB
1.790 GHz	3.000 GHz	1.000 MHz	2.99980 GHz	-52.80 dBm	-39.80 dB
3.000 GHz	9.000 GHz	1.000 MHz	6.86193 GHz	-47.54 dBm	-34.54 dB
9.000 GHz	13.000 GHz	1.000 MHz	12.62880 GHz	-49.44 dBm	-36.44 dB
13.000 GHz	18.000 GHz	1.000 MHz	15.74415 GHz	-45.33 dBm	-32.33 dB



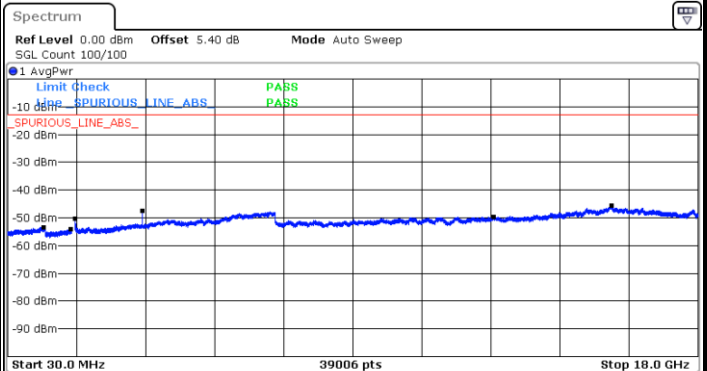
Range Low	Range Up	RBW	Frequency	Power Abs	ΔLimit
30.000 MHz	1.000 GHz	1.000 MHz	985.21489 MHz	-53.45 dBm	-40.45 dB
1.000 GHz	1.700 GHz	1.000 MHz	1.64420 GHz	-54.16 dBm	-41.16 dB
1.790 GHz	3.000 GHz	1.000 MHz	2.98125 GHz	-52.66 dBm	-39.66 dB
3.000 GHz	9.000 GHz	1.000 MHz	6.88293 GHz	-47.85 dBm	-34.85 dB
9.000 GHz	13.000 GHz	1.000 MHz	12.69679 GHz	-49.37 dBm	-36.37 dB
13.000 GHz	18.000 GHz	1.000 MHz	15.74540 GHz	-45.46 dBm	-32.46 dB

Highest Channel / QPSK

Highest Channel / 16QAM



Range Low	Range Up	RBW	Frequency	Power Abs	ΔLimit
30.000 MHz	1.000 GHz	1.000 MHz	930.43728 MHz	-53.29 dBm	-40.29 dB
1.000 GHz	1.700 GHz	1.000 MHz	1.67674 GHz	-54.08 dBm	-41.08 dB
1.790 GHz	3.000 GHz	1.000 MHz	1.79262 GHz	-50.16 dBm	-37.16 dB
3.000 GHz	9.000 GHz	1.000 MHz	3.54120 GHz	-47.37 dBm	-34.37 dB
9.000 GHz	13.000 GHz	1.000 MHz	12.67029 GHz	-49.36 dBm	-36.36 dB
13.000 GHz	18.000 GHz	1.000 MHz	15.74456 GHz	-45.36 dBm	-32.36 dB



Range Low	Range Up	RBW	Frequency	Power Abs	ΔLimit
30.000 MHz	1.000 GHz	1.000 MHz	969.21789 MHz	-53.33 dBm	-40.33 dB
1.000 GHz	1.700 GHz	1.000 MHz	1.66379 GHz	-54.09 dBm	-41.09 dB
1.790 GHz	3.000 GHz	1.000 MHz	1.79302 GHz	-50.37 dBm	-37.37 dB
3.000 GHz	9.000 GHz	1.000 MHz	3.54120 GHz	-47.59 dBm	-34.59 dB
9.000 GHz	13.000 GHz	1.000 MHz	12.68829 GHz	-49.57 dBm	-36.57 dB
13.000 GHz	18.000 GHz	1.000 MHz	15.75248 GHz	-45.45 dBm	-32.45 dB