



motorola

en-US
pt-BR
en-US
es-US
pt-BR
en-US
en-US
en-US
en-US
en-US

motorola one
FUSION+

read me



motorola one fusion+

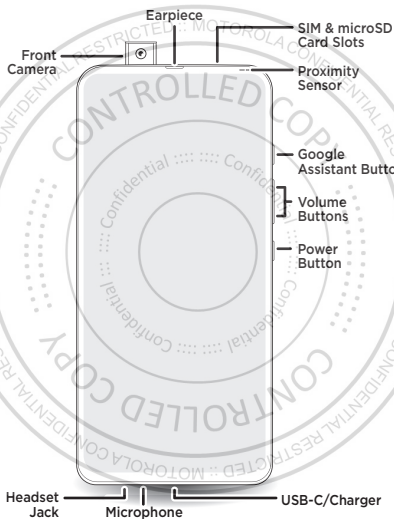
English.....3

Language.....8



Let's get started

Before using your phone, please read the safety, regulatory, and legal information provided with your product.

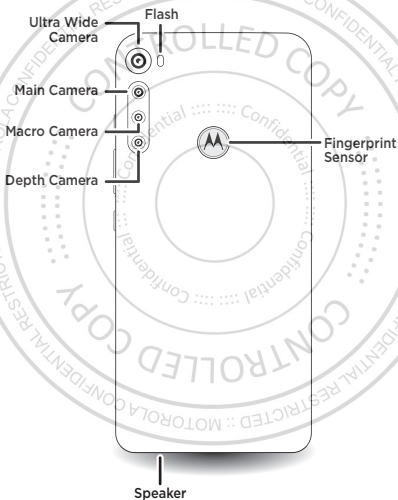


*Press: Open the Google Assistant.

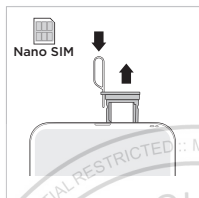
Press & hold: Say a command or question.

Note: This feature may not be available in all languages.

Your phone has four back cameras, which means you can take amazing photos in any situation.

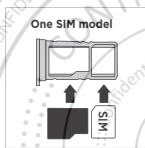


Put in the cards & power on



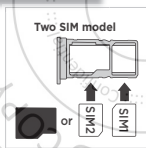
- 1** Insert the SIM tool into the tray hole to pop out the tray.

Make sure you use the correct size SIM card and don't cut the SIM card.

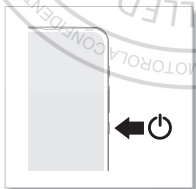


- 2** Insert the SIM card(s) with the gold contacts down, then gently push the tray into the slot.

Add a microSD card for additional storage*.



- 3** Press and hold the Power button, then follow the prompts to get started.




*microSD card is optional, sold separately.



Help & more

Get answers, updates, and info:

- **Help is here:** From the home screen, swipe up and tap **Settings** > **Help** to learn how to use your phone and get support.
- **Get more:** Get software, user guides, and more at www.motorola.com/mymotoone.
- **Get apps:** Tap **Play Store** to browse and download apps.

Legal information. This guide provides important legal, safety, and regulatory information that you should read before using your product. For the complete legal information, from the home screen swipe up and tap **Settings** > , then type **Legal information**, or visit www.motorola.com/device-legal.

Water repellent. Your phone is not waterproof. For more about your phone's water-repellent design and care, see the user guide.

Battery safety. To prevent possible burning and injury, the battery in your phone should only be removed by a Motorola-approved service center or similar skilled personnel.

If your phone becomes unresponsive, press and hold the Power button until the screen goes dark and your phone restarts.

Charge your phone using a compatible Motorola charger. Use of other chargers is not recommended. Don't charge your phone in temperatures below -20°C (-4°F) or above 45°C (113°F). For more, see the "Legal information" section of this guide, or visit www.motorola.com/device-legal.

Warning about high volume usage. To prevent possible hearing damage, do not listen at high volume levels for long periods.

Disposal & recycling. For help recycling products and packaging responsibly, visit www.motorola.com/recycling.

Extreme heat or cold. Don't use your phone in temperatures below -20°C (-4°F) or above 45°C (113°F). Don't store/transport your phone in temperatures below -20°C (-4°F) or above 60°C (140°F).

Legal disclaimers. Features, services and applications are network dependent and may not be available in all areas; additional terms/charges may apply. Features, functionality, and other product specifications, as well as the information contained in this guide, are based upon the latest available information and believed to be accurate at the time of printing. Motorola reserves the right to correct or change any information without notice.

Arbitration. Your purchase is governed by a binding arbitration clause. For more information and how to opt-out, see the legal guide that came with your phone.

Specific Absorption Rate (SAR)(ICNIRP). YOUR PHONE MEETS INTERNATIONAL GUIDELINES FOR EXPOSURE TO RADIO WAVES. The highest SAR values under the ICNIRP guidelines for your phone model are:



Head SAR 0.541 W/kg

Body-worn SAR 1.778 W/kg

Supported frequencies and power. This phone is capable of operation on the following frequencies, subject to location and network availability.

Model: XT2067-1

Copyright & trademarks. MOTOROLA, the stylized M logo, MOTO, and the MOTO family of marks are trademarks or registered trademarks of Motorola Trademark Holdings, LLC. Google, Android, Google Play and other related marks and logos are trademarks of Google LLC. microSD Logo is a trademark of SD-3C, LLC. All other product or service names are the property of their respective owners.

© 2020 Motorola Mobility LLC. All rights reserved.

Product ID: **motorola one fusion+** (Model XT2067-1)

Manual Number:



motorola.com

