

#01_HAC_T-Coil_GSM850_GSM Voice_Ch189_Axial (Z)

Communication System: GSM850; Frequency: 836.4 MHz

Medium: Air Medium parameters used: $\sigma = 0$ S/m, $\epsilon_r = 1$; $\rho = 0$ kg/m³

Ambient Temperature : 23.7 °C

DASY5 Configuration:

- Probe: AM1DV3 - 3130; ; Calibrated: 2019/11/20

- Sensor-Surface: 0mm (Fix Surface)

- Electronics: DAE4 Sn1311; Calibrated: 2019/8/27

- Phantom: HAC Test Arch with AMCC; Type: SD HAC P01 BA;

- Measurement SW: DASY52, Version 52.10 (2);SEMCAD X Version 14.6.12 (7470)


General Scans/z (axial) 4.2mm 50 x 50/ABM Interpolated SNR(x,y,z) (121x121x1): Interpolated

grid: dx=1.000 mm, dy=1.000 mm

ABM1/ABM2 = 26.62 dB

ABM1 comp = -3.04 dBA/m

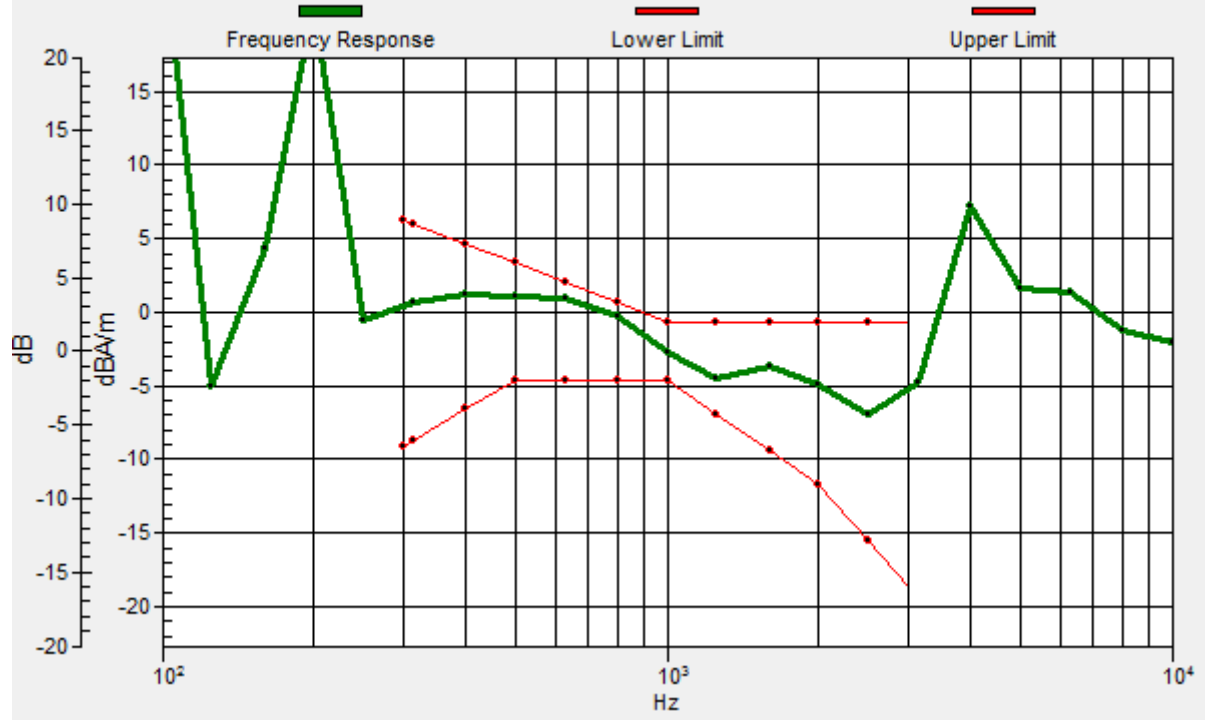
Location: 4, -10.3, 3.7 mm



0 dB = 21.42 = 26.62 dB

General Scans/z (axial) wideband at best S/N/ABM Freq Resp(x,y,z,f)

Loc: 4, -11, 3.7 mm Diff: 0.91dB



#01_HAC_T-Coil_GSM850_GSM Voice_Ch189_Transversal (Y)

Communication System: GSM850; Frequency: 836.4 MHz

Medium: Air Medium parameters used: $\sigma = 0$ S/m, $\epsilon_r = 1$; $\rho = 0$ kg/m³

Ambient Temperature : 23.7 °C

DASY5 Configuration:

- Probe: AM1DV3 - 3130; ; Calibrated: 2019/11/20

- Sensor-Surface: 0mm (Fix Surface)

- Electronics: DAE4 Sn1311; Calibrated: 2019/8/27

- Phantom: HAC Test Arch with AMCC; Type: SD HAC P01 BA;

- Measurement SW: DASY52, Version 52.10 (2);SEMCAD X Version 14.6.12 (7470)


General Scans/y (transversal) 4.2mm 50 x 50/ABM Interpolated SNR(x,y,z) (121x121x1):

Interpolated grid: dx=1.000 mm, dy=1.000 mm

ABM1/ABM2 = 29.20 dB

ABM1 comp = -12.51 dBA/m

Location: 3.3, -3.3, 3.7 mm



0 dB = 28.84 = 29.20 dB

#02_HAC_T-Coil_GSM1900_GSM Voice_Ch661_Axial (Z)

Communication System: PCS ; Frequency: 1880 MHz

Medium: Air Medium parameters used: $\sigma = 0$ S/m, $\epsilon_r = 1$; $\rho = 0$ kg/m³

Ambient Temperature : 23.5 °C

DASY5 Configuration:

- Probe: AM1DV3 - 3130; ; Calibrated: 2019/11/20

- Sensor-Surface: 0mm (Fix Surface)

- Electronics: DAE4 Sn1311; Calibrated: 2019/8/27

- Phantom: HAC Test Arch with AMCC; Type: SD HAC P01 BA;

- Measurement SW: DASY52, Version 52.10 (4);SEMCAD X Version 14.6.14 (7483)


General Scans/z (axial) 4.2mm 50 x 50/ABM Interpolated SNR(x,y,z) (121x121x1): Interpolated grid:

dx=1.000 mm, dy=1.000 mm

ABM1/ABM2 = 34.44 dB

ABM1 comp = -4.09 dBA/m

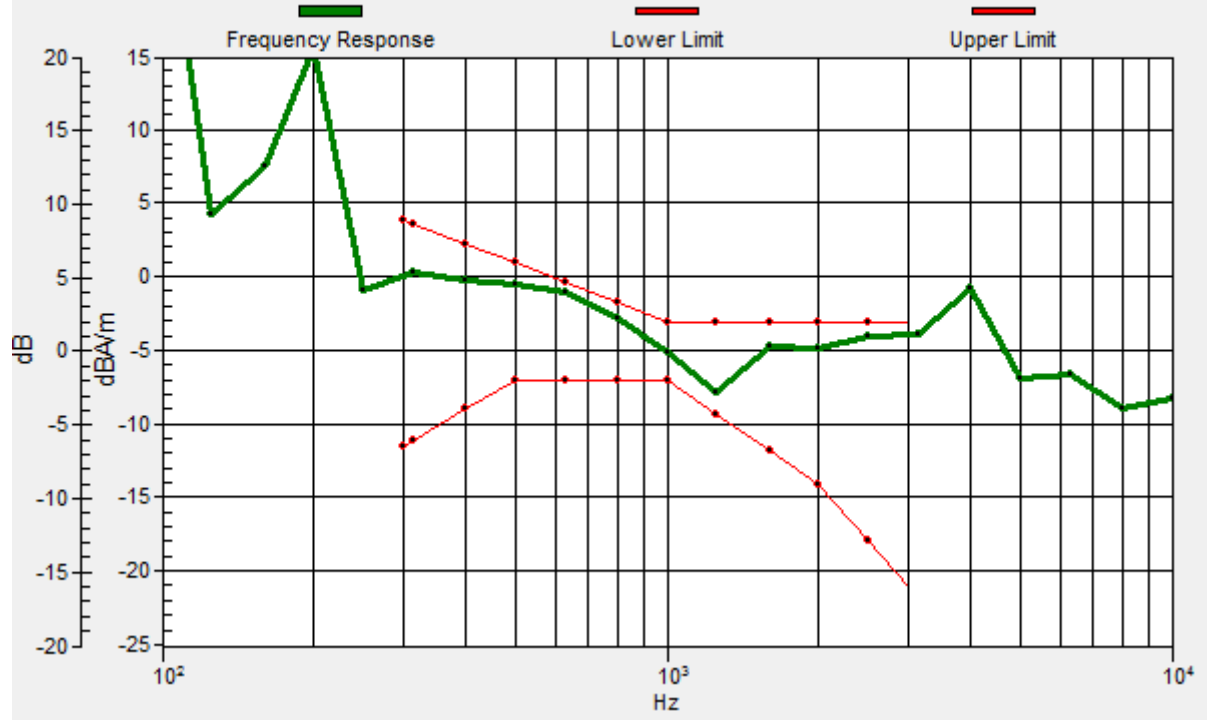
Location: 4, -10.3, 3.7 mm



0 dB = 52.71 = 34.44 dB

General Scans/z (axial) wideband at best S/N/ABM Freq Resp(x,y,z,f)

Loc: 4, -11, 3.7 mm Diff: 0.71dB



#02_HAC_T-Coil_GSM1900_GSM Voice_Ch661_Transversal (Y)

Communication System: PCS ; Frequency: 1880 MHz;

Medium: Air Medium parameters used: $\sigma = 0$ S/m, $\epsilon_r = 1$; $\rho = 0$ kg/m³

Ambient Temperature : 23.5 °C

DASY5 Configuration:

- Probe: AM1DV3 - 3130; ; Calibrated: 2019/11/20

- Sensor-Surface: 0mm (Fix Surface)

- Electronics: DAE4 Sn1311; Calibrated: 2019/8/27

- Phantom: HAC Test Arch with AMCC; Type: SD HAC P01 BA;

- Measurement SW: DASY52, Version 52.10 (4);SEMCAD X Version 14.6.14 (7483)


General Scans/y (transversal) 4.2mm 50 x 50/ABM Interpolated SNR(x,y,z) (121x121x1):

Interpolated grid: dx=1.000 mm, dy=1.000 mm

ABM1/ABM2 = 29.75 dB

ABM1 comp = -13.83 dBA/m

Location: 3.3, -3.3, 3.7 mm



0 dB = 30.74 = 29.75 dB

#03_HAC_T-Coil_WCDMA II_Voice_Ch9400_Axial (Z)

Communication System: WCDMA ; Frequency: 1880 MHz

Medium: Air Medium parameters used: $\sigma = 0$ S/m, $\epsilon_r = 1$; $\rho = 0$ kg/m³

Ambient Temperature : 23.5 °C

DASY5 Configuration:

- Probe: AM1DV3 - 3130; ; Calibrated: 2019/11/20
- Sensor-Surface: 0mm (Fix Surface)
- Electronics: DAE4 Sn1311; Calibrated: 2019/8/27
- Phantom: HAC Test Arch with AMCC; Type: SD HAC P01 BA;
- Measurement SW: DASY52, Version 52.10 (4);SEMCAD X Version 14.6.14 (7483)


General Scans/z (axial) 4.2mm 50 x 50/ABM Interpolated SNR(x,y,z) (121x121x1): Interpolated

grid: dx=1.000 mm, dy=1.000 mm

ABM1/ABM2 = 43.59 dB

ABM1 comp = -4.04 dBA/m

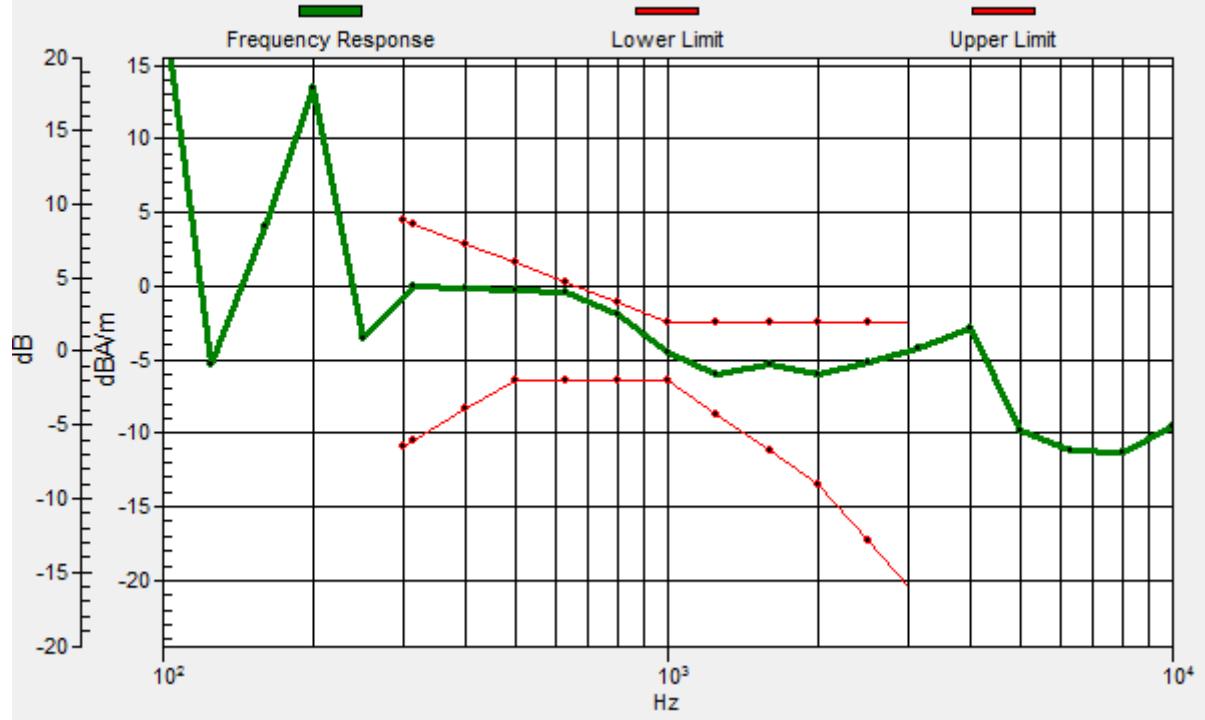
Location: 3.3, -10.3, 3.7 mm



0 dB = 151.1 = 43.59 dB

General Scans/z (axial) wideband at best S/N/ABM Freq Resp(x,y,z,f)

Loc: 4, -11, 3.7 mm Diff: 0.71dB



#03_HAC_T-Coil_WCDMA II_Voice_Ch9400_Transversal (Y)

Communication System: WCDMA ; Frequency: 1880 MHz;

Medium: Air Medium parameters used: $\sigma = 0$ S/m, $\epsilon_r = 1$; $\rho = 0$ kg/m³

Ambient Temperature : 23.5 °C

DASY5 Configuration:

- Probe: AM1DV3 - 3130; ; Calibrated: 2019/11/20

- Sensor-Surface: 0mm (Fix Surface)

- Electronics: DAE4 Sn1311; Calibrated: 2019/8/27

- Phantom: HAC Test Arch with AMCC; Type: SD HAC P01 BA;

- Measurement SW: DASY52, Version 52.10 (4);SEMCAD X Version 14.6.14 (7483)


General Scans/y (transversal) 4.2mm 50 x 50/ABM Interpolated SNR(x,y,z) (121x121x1):

Interpolated grid: dx=1.000 mm, dy=1.000 mm

ABM1/ABM2 = 34.95 dB

ABM1 comp = -12.00 dBA/m

Location: 4, -18.7, 3.7 mm



0 dB = 55.94 = 34.95 dB

#04_HAC_T-Coil_WCDMA IV_Voice_Ch1413_Axial (Z)

Communication System: WCDMA ; Frequency: 1732.6 MHz

Medium: Air Medium parameters used: $\sigma = 0$ S/m, $\epsilon_r = 1$; $\rho = 0$ kg/m³

Ambient Temperature : 23.5 °C

DASY5 Configuration:

- Probe: AM1DV3 - 3130; ; Calibrated: 2019/11/20
- Sensor-Surface: 0mm (Fix Surface)
- Electronics: DAE4 Sn1311; Calibrated: 2019/8/27
- Phantom: HAC Test Arch with AMCC; Type: SD HAC P01 BA;
- Measurement SW: DASY52, Version 52.10 (4);SEMCAD X Version 14.6.14 (7483)


General Scans/z (axial) 4.2mm 50 x 50/ABM Interpolated SNR(x,y,z) (121x121x1): Interpolated

grid: dx=1.000 mm, dy=1.000 mm

ABM1/ABM2 = 43.00 dB

ABM1 comp = -4.16 dBA/m

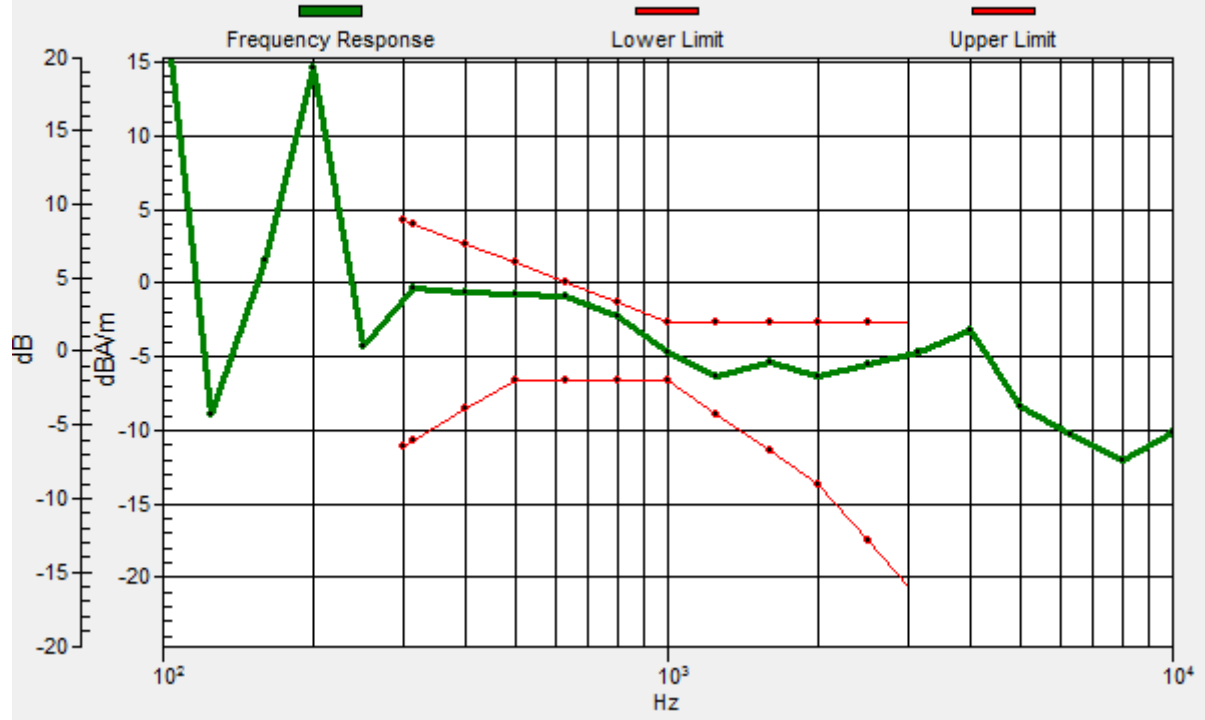
Location: 3.3, -10.3, 3.7 mm



0 dB = 141.2 = 43.00 dB

General Scans/z (axial) wideband at best S/N/ABM Freq Resp(x,y,z,f)

Loc: 4, -11, 3.7 mm Diff: 0.9dB



#04_HAC_T-Coil_WCDMA IV_Voice_Ch1413_Transversal (Y)

Communication System: WCDMA ; Frequency: 1732.6 MHz

Medium: Air Medium parameters used: $\sigma = 0$ S/m, $\epsilon_r = 1$; $\rho = 0$ kg/m³

Ambient Temperature : 23.5 °C

DASY5 Configuration:

- Probe: AM1DV3 - 3130; ; Calibrated: 2019/11/20

- Sensor-Surface: 0mm (Fix Surface)

- Electronics: DAE4 Sn1311; Calibrated: 2019/8/27

- Phantom: HAC Test Arch with AMCC; Type: SD HAC P01 BA;

- Measurement SW: DASY52, Version 52.10 (4);SEMCAD X Version 14.6.14 (7483)

General Scans/y (transversal) 4.2mm 50 x 50/ABM Interpolated SNR(x,y,z) (121x121x1):

Interpolated grid: dx=1.000 mm, dy=1.000 mm

ABM1/ABM2 = 34.51 dB

ABM1 comp = -12.21 dBA/m

Location: 4, -18.7, 3.7 mm



0 dB = 53.17 = 34.51 dB

#05_HAC_T-Coil_WCDMA V_Voice_Ch4182_Axial (Z)

Communication System: WCDMA ; Frequency: 836.4 MHz

Medium: Air Medium parameters used: $\sigma = 0$ S/m, $\epsilon_r = 1$; $\rho = 0$ kg/m³

Ambient Temperature : 23.5 °C

DASY5 Configuration:

- Probe: AM1DV3 - 3130; ; Calibrated: 2019/11/20
- Sensor-Surface: 0mm (Fix Surface)
- Electronics: DAE4 Sn1311; Calibrated: 2019/8/27
- Phantom: HAC Test Arch with AMCC; Type: SD HAC P01 BA;
- Measurement SW: DASY52, Version 52.10 (4);SEMCAD X Version 14.6.14 (7483)


General Scans/z (axial) 4.2mm 50 x 50/ABM Interpolated SNR(x,y,z) (121x121x1): Interpolated

grid: dx=1.000 mm, dy=1.000 mm

ABM1/ABM2 = 43.15 dB

ABM1 comp = -4.18 dBA/m

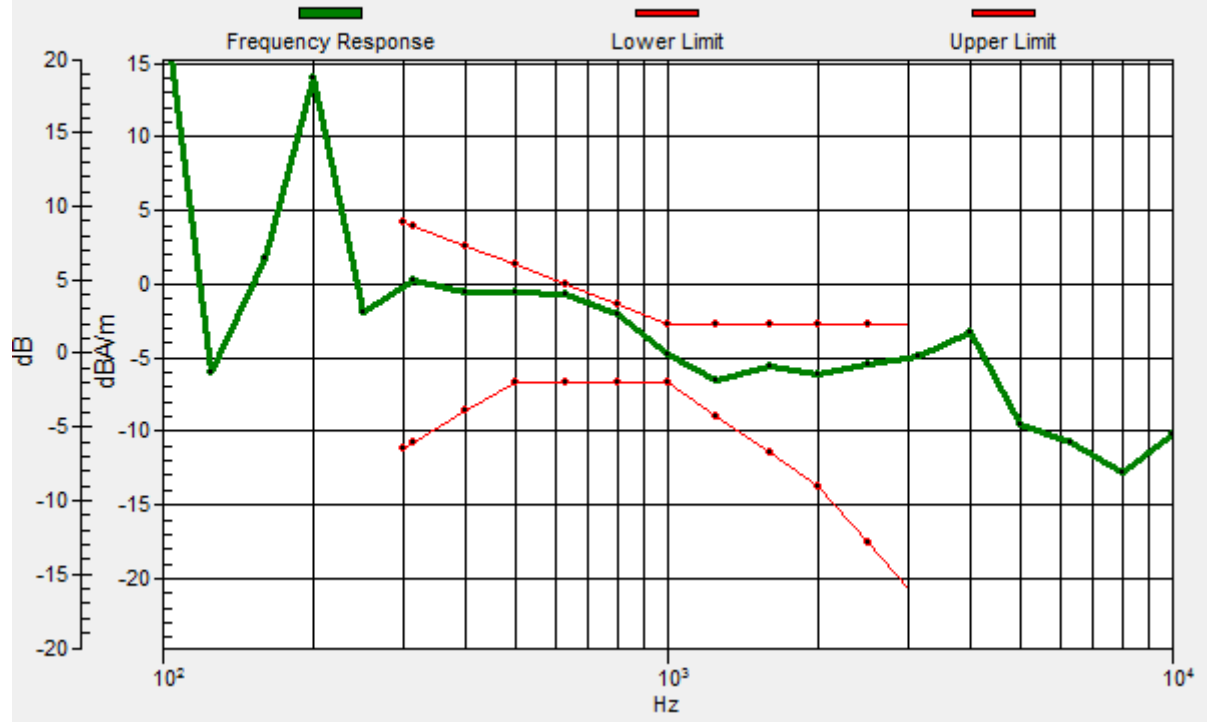
Location: 3.3, -9.6, 3.7 mm



0 dB = 143.8 = 43.15 dB

General Scans/z (axial) wideband at best S/N/ABM Freq Resp(x,y,z,f)

Loc: 4, -11, 3.7 mm Diff: 0.68dB



#05_HAC_T-Coil_WCDMA V_Voice_Ch4182_Transversal (Y)

Communication System: WCDMA ; Frequency: 836.4 MHz

Medium: Air Medium parameters used: $\sigma = 0$ S/m, $\epsilon_r = 1$; $\rho = 0$ kg/m³

Ambient Temperature : 23.5 °C

DASY5 Configuration:

- Probe: AM1DV3 - 3130; ; Calibrated: 2019/11/20

- Sensor-Surface: 0mm (Fix Surface)

- Electronics: DAE4 Sn1311; Calibrated: 2019/8/27

- Phantom: HAC Test Arch with AMCC; Type: SD HAC P01 BA;

- Measurement SW: DASY52, Version 52.10 (4);SEMCAD X Version 14.6.14 (7483)


General Scans/y (transversal) 4.2mm 50 x 50/ABM Interpolated SNR(x,y,z) (121x121x1):

Interpolated grid: dx=1.000 mm, dy=1.000 mm

ABM1/ABM2 = 35.28 dB

ABM1 comp = -12.22 dBA/m

Location: 4, -18.7, 3.7 mm



0 dB = 58.08 = 35.28 dB

#06_HAC_T-Coil_LTE Band 2_20M_QPSK_1_0_Ch18900_Axial (Z)

Communication System: LTE; Frequency: 1880 MHz

Medium: Air Medium parameters used: $\sigma = 0$ S/m, $\epsilon_r = 1$; $\rho = 0$ kg/m³

Ambient Temperature : 23.5 °C

DASY5 Configuration:

- Probe: AM1DV3 - 3130; ; Calibrated: 2019/11/20

- Sensor-Surface: 0mm (Fix Surface)

- Electronics: DAE4 Sn1311; Calibrated: 2019/8/27

- Phantom: HAC Test Arch with AMCC; Type: SD HAC P01 BA;

- Measurement SW: DASY52, Version 52.10 (4);SEMCAD X Version 14.6.14 (7483)


General Scans/z (axial) 4.2mm 50 x 50/ABM Interpolated SNR(x,y,z) (121x121x1): Interpolated

grid: dx=1.000 mm, dy=1.000 mm

ABM1/ABM2 = 40.63 dB

ABM1 comp = -4.31 dBA/m

Location: 0.5, -10.3, 3.7 mm



0 dB = 107.5 = 40.63 dB

General Scans/z (axial) wideband at best S/N/ABM Freq Resp(x,y,z,f)

Loc: 4, -11, 3.7 mm Diff: 1.13dB



#06_HAC_T-Coil_LTE Band 2_20M_QPSK_1_0_Ch18900_Transversal (Y)

Communication System: LTE; Frequency: 1880 MHz

Medium: Air Medium parameters used: $\sigma = 0$ S/m, $\epsilon_r = 1$; $\rho = 0$ kg/m³

Ambient Temperature : 23.5 °C

DASY5 Configuration:

- Probe: AM1DV3 - 3130; ; Calibrated: 2019/11/20

- Sensor-Surface: 0mm (Fix Surface)

- Electronics: DAE4 Sn1311; Calibrated: 2019/8/27

- Phantom: HAC Test Arch with AMCC; Type: SD HAC P01 BA;

- Measurement SW: DASY52, Version 52.10 (4);SEMCAD X Version 14.6.14 (7483)


General Scans/y (transversal) 4.2mm 50 x 50/ABM Interpolated SNR(x,y,z) (121x121x1):

Interpolated grid: dx=1.000 mm, dy=1.000 mm

ABM1/ABM2 = 33.49 dB

ABM1 comp = -11.33 dBA/m

Location: 1.2, -18.7, 3.7 mm



0 dB = 47.26 = 33.49 dB

#07_HAC_T-Coil_LTE Band 5_10M_QPSK_1_0_Ch20525_Axial (Z)

Communication System: LTE ; Frequency: 836.5 MHz

Medium: Air Medium parameters used: $\sigma = 0$ S/m, $\epsilon_r = 1$; $\rho = 0$ kg/m³

Ambient Temperature : 23.5 °C

DASY5 Configuration:

- Probe: AM1DV3 - 3130; ; Calibrated: 2019/11/20

- Sensor-Surface: 0mm (Fix Surface)

- Electronics: DAE4 Sn1311; Calibrated: 2019/8/27

- Phantom: HAC Test Arch with AMCC; Type: SD HAC P01 BA;

- Measurement SW: DASY52, Version 52.10 (4);SEMCAD X Version 14.6.14 (7483)


General Scans/z (axial) 4.2mm 50 x 50/ABM Interpolated SNR(x,y,z) (121x121x1): Interpolated

grid: dx=1.000 mm, dy=1.000 mm

ABM1/ABM2 = 42.12 dB

ABM1 comp = -2.50 dBA/m

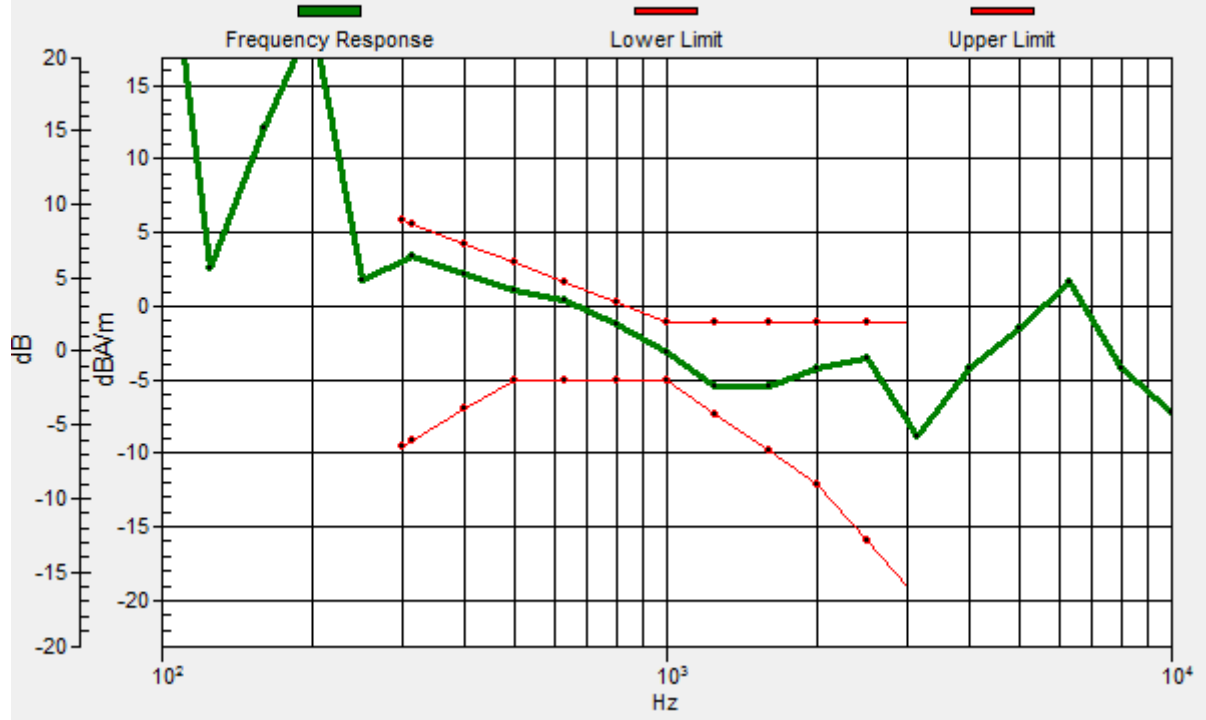
Location: 3.3, -11, 3.7 mm



0 dB = 127.7 = 42.12 dB

General Scans/z (axial) wideband at best S/N/ABM Freq Resp(x,y,z,f)

Loc: 4, -11, 3.7 mm Diff: 1.17dB



#07_HAC_T-Coil_LTE Band 5_10M_QPSK_1_0_Ch20525_Transversal (Y)

Communication System: LTE ; Frequency: 836.5 MHz

Medium: Air Medium parameters used: $\sigma = 0$ S/m, $\epsilon_r = 1$; $\rho = 0$ kg/m³

Ambient Temperature : 23.5 °C

DASY5 Configuration:

- Probe: AM1DV3 - 3130; ; Calibrated: 2019/11/20

- Sensor-Surface: 0mm (Fix Surface)

- Electronics: DAE4 Sn1311; Calibrated: 2019/8/27

- Phantom: HAC Test Arch with AMCC; Type: SD HAC P01 BA;

- Measurement SW: DASY52, Version 52.10 (4);SEMCAD X Version 14.6.14 (7483)


General Scans/y (transversal) 4.2mm 50 x 50/ABM Interpolated SNR(x,y,z) (121x121x1):

Interpolated grid: dx=1.000 mm, dy=1.000 mm

ABM1/ABM2 = 36.58 dB

ABM1 comp = -10.79 dBA/m

Location: 2.6, -18.7, 3.7 mm



0 dB = 67.43 = 36.58 dB

#08_HAC_T-Coil_LTE Band 12_10M_QPSK_1_0_Ch23095_Axial (Z)

Communication System: LTE ; Frequency: 707.5 MHz

Medium: Air Medium parameters used: $\sigma = 0$ S/m, $\epsilon_r = 1$; $\rho = 0$ kg/m³

Ambient Temperature : 23.5 °C

DASY5 Configuration:

- Probe: AM1DV3 - 3130; ; Calibrated: 2019/11/20

- Sensor-Surface: 0mm (Fix Surface)

- Electronics: DAE4 Sn1311; Calibrated: 2019/8/27

- Phantom: HAC Test Arch with AMCC; Type: SD HAC P01 BA;

- Measurement SW: DASY52, Version 52.10 (4);SEMCAD X Version 14.6.14 (7483)


General Scans/z (axial) 4.2mm 50 x 50/ABM Interpolated SNR(x,y,z) (121x121x1): Interpolated

grid: dx=1.000 mm, dy=1.000 mm

ABM1/ABM2 = 42.79 dB

ABM1 comp = -2.47 dBA/m

Location: 3.3, -11, 3.7 mm



0 dB = 137.9 = 42.79 dB

General Scans/z (axial) wideband at best S/N/ABM Freq Resp(x,y,z,f)

Loc: 4, -11, 3.7 mm Diff: 1.3dB



#08_HAC_T-Coil_LTE Band 12_10M_QPSK_1_0_Ch23095_Transversal (Y)

Communication System: LTE ; Frequency: 707.5 MHz

Medium: Air Medium parameters used: $\sigma = 0$ S/m, $\epsilon_r = 1$; $\rho = 0$ kg/m³

Ambient Temperature : 23.5 °C

DASY5 Configuration:

- Probe: AM1DV3 - 3130; ; Calibrated: 2019/11/20

- Sensor-Surface: 0mm (Fix Surface)

- Electronics: DAE4 Sn1311; Calibrated: 2019/8/27

- Phantom: HAC Test Arch with AMCC; Type: SD HAC P01 BA;

- Measurement SW: DASY52, Version 52.10 (4);SEMCAD X Version 14.6.14 (7483)


General Scans/y (transversal) 4.2mm 50 x 50/ABM Interpolated SNR(x,y,z) (121x121x1):

Interpolated grid: dx=1.000 mm, dy=1.000 mm

ABM1/ABM2 = 36.47 dB

ABM1 comp = -10.71 dBA/m

Location: 3.3, -18.7, 3.7 mm



0 dB = 66.63 = 36.47 dB

#09_HAC_T-Coil_LTE Band 13_10M_QPSK_1_0_Ch23230_Axial (Z)

Communication System: LTE ; Frequency: 782 MHz

Medium: Air Medium parameters used: $\sigma = 0$ S/m, $\epsilon_r = 1$; $\rho = 0$ kg/m³

Ambient Temperature : 23.5 °C

DASY5 Configuration:

- Probe: AM1DV3 - 3130; ; Calibrated: 2019/11/20

- Sensor-Surface: 0mm (Fix Surface)

- Electronics: DAE4 Sn1311; Calibrated: 2019/8/27

- Phantom: HAC Test Arch with AMCC; Type: SD HAC P01 BA;

- Measurement SW: DASY52, Version 52.10 (4);SEMCAD X Version 14.6.14 (7483)


General Scans/z (axial) 4.2mm 50 x 50/ABM Interpolated SNR(x,y,z) (121x121x1): Interpolated

grid: dx=1.000 mm, dy=1.000 mm

ABM1/ABM2 = 42.26 dB

ABM1 comp = -2.48 dBA/m

Location: 3.3, -11, 3.7 mm



0 dB = 129.8 = 42.27 dB

General Scans/z (axial) wideband at best S/N/ABM Freq Resp(x,y,z,f)

Loc: 4, -11, 3.7 mm Diff: 0.93dB



#09_HAC_T-Coil_LTE Band 13_10M_QPSK_1_0_Ch23230_Transversal (Y)

Communication System: LTE ; Frequency: 782 MHz

Medium: Air Medium parameters used: $\sigma = 0$ S/m, $\epsilon_r = 1$; $\rho = 0$ kg/m³

Ambient Temperature : 23.5 °C

DASY5 Configuration:

- Probe: AM1DV3 - 3130; ; Calibrated: 2019/11/20

- Sensor-Surface: 0mm (Fix Surface)

- Electronics: DAE4 Sn1311; Calibrated: 2019/8/27

- Phantom: HAC Test Arch with AMCC; Type: SD HAC P01 BA;

- Measurement SW: DASY52, Version 52.10 (4);SEMCAD X Version 14.6.14 (7483)


General Scans/y (transversal) 4.2mm 50 x 50/ABM Interpolated SNR(x,y,z) (121x121x1):

Interpolated grid: dx=1.000 mm, dy=1.000 mm

ABM1/ABM2 = 33.97 dB

ABM1 comp = -11.11 dBA/m

Location: 1.9, -18, 3.7 mm



0 dB = 49.97 = 33.97 dB

#10_HAC_T-Coil_LTE Band 14_10M_QPSK_1_0_Ch23330_Axial (Z)

Communication System: LTE ; Frequency: 793 MHz

Medium: Air Medium parameters used: $\sigma = 0$ S/m, $\epsilon_r = 1$; $\rho = 0$ kg/m³

Ambient Temperature : 23.5 °C

DASY5 Configuration:

- Probe: AM1DV3 - 3130; ; Calibrated: 2019/11/20

- Sensor-Surface: 0mm (Fix Surface)

- Electronics: DAE4 Sn1311; Calibrated: 2019/8/27

- Phantom: HAC Test Arch with AMCC; Type: SD HAC P01 BA;

- Measurement SW: DASY52, Version 52.10 (4);SEMCAD X Version 14.6.14 (7483)


General Scans/z (axial) 4.2mm 50 x 50/ABM Interpolated SNR(x,y,z) (121x121x1): Interpolated

grid: dx=1.000 mm, dy=1.000 mm

ABM1/ABM2 = 40.53 dB

ABM1 comp = -2.53 dBA/m

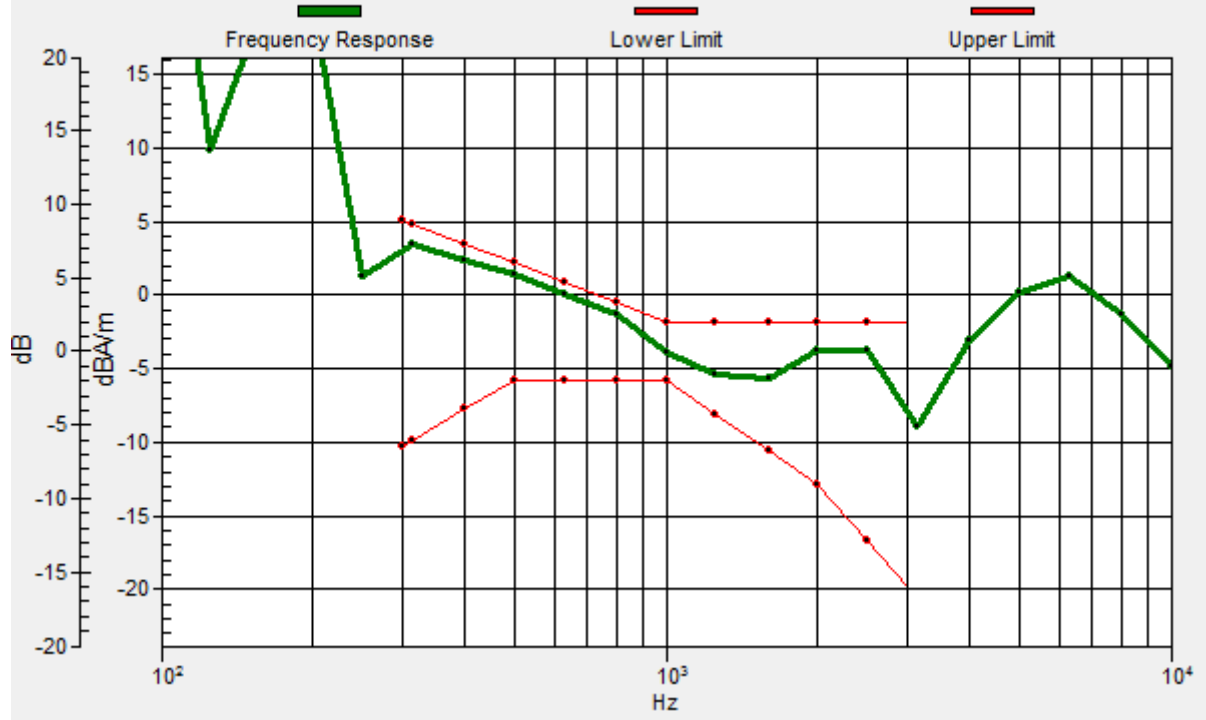
Location: 3.3, -11, 3.7 mm



0 dB = 106.3 = 40.53 dB

General Scans/z (axial) wideband at best S/N/ABM Freq Resp(x,y,z,f)

Loc: 4, -11, 3.7 mm Diff: 0.78dB



#10_HAC_T-Coil_LTE Band 14_10M_QPSK_1_0_Ch23330_Transversal (Y)

Communication System: LTE ; Frequency: 793 MHz

Medium: Air Medium parameters used: $\sigma = 0$ S/m, $\epsilon_r = 1$; $\rho = 0$ kg/m³

Ambient Temperature : 23.5 °C

DASY5 Configuration:

- Probe: AM1DV3 - 3130; ; Calibrated: 2019/11/20

- Sensor-Surface: 0mm (Fix Surface)

- Electronics: DAE4 Sn1311; Calibrated: 2019/8/27

- Phantom: HAC Test Arch with AMCC; Type: SD HAC P01 BA;

- Measurement SW: DASY52, Version 52.10 (4);SEMCAD X Version 14.6.14 (7483)


General Scans/y (transversal) 4.2mm 50 x 50/ABM Interpolated SNR(x,y,z) (121x121x1):

Interpolated grid: dx=1.000 mm, dy=1.000 mm

ABM1/ABM2 = 34.74 dB

ABM1 comp = -12.47 dBA/m

Location: -0.2, -19.4, 3.7 mm



0 dB = 54.60 = 34.74 dB

#11_HAC_T-Coil_LTE Band 30_10M_QPSK_1_0_Ch27710_Axial (Z)

Communication System: LTE ; Frequency: 2310 MHz

Medium: Air Medium parameters used: $\sigma = 0$ S/m, $\epsilon_r = 1$; $\rho = 0$ kg/m³

Ambient Temperature : 23.5 °C

DASY5 Configuration:

- Probe: AM1DV3 - 3130; ; Calibrated: 2019/11/20

- Sensor-Surface: 0mm (Fix Surface)

- Electronics: DAE4 Sn1311; Calibrated: 2019/8/27

- Phantom: HAC Test Arch with AMCC; Type: SD HAC P01 BA;

- Measurement SW: DASY52, Version 52.10 (4);SEMCAD X Version 14.6.14 (7483)


General Scans/z (axial) 4.2mm 50 x 50/ABM Interpolated SNR(x,y,z) (121x121x1): Interpolated

grid: dx=1.000 mm, dy=1.000 mm

ABM1/ABM2 = 41.49 dB

ABM1 comp = -3.53 dBA/m

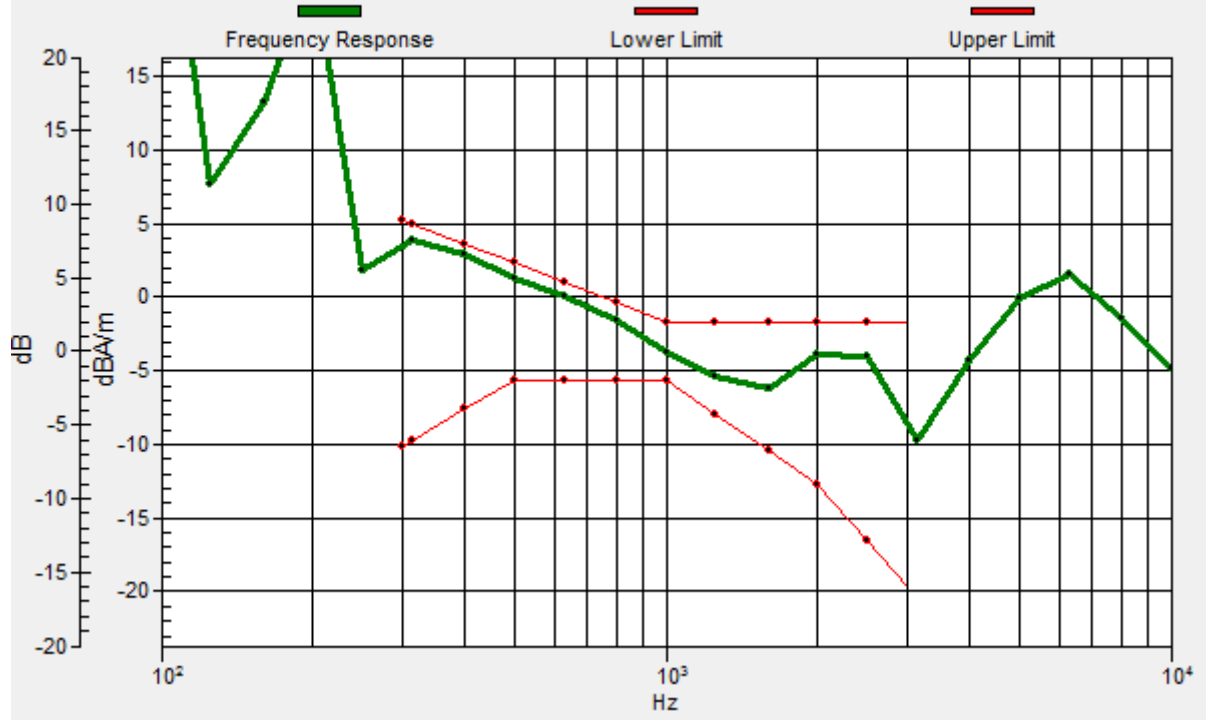
Location: 3.3, -11, 3.7 mm



0 dB = 118.7 = 41.49 dB

General Scans/z (axial) wideband at best S/N/ABM Freq Resp(x,y,z,f)

Loc: 4, -11, 3.7 mm Diff: 0.71dB



#11_HAC_T-Coil_LTE Band 30_10M_QPSK_1_0_Ch27710_Transversal (Y)

Communication System: LTE ; Frequency: 2310 MHz

Medium: Air Medium parameters used: $\sigma = 0$ S/m, $\epsilon_r = 1$; $\rho = 0$ kg/m³

Ambient Temperature : 23.5 °C

DASY5 Configuration:

- Probe: AM1DV3 - 3130; ; Calibrated: 2019/11/20

- Sensor-Surface: 0mm (Fix Surface)

- Electronics: DAE4 Sn1311; Calibrated: 2019/8/27

- Phantom: HAC Test Arch with AMCC; Type: SD HAC P01 BA;

- Measurement SW: DASY52, Version 52.10 (4);SEMCAD X Version 14.6.14 (7483)


General Scans/y (transversal) 4.2mm 50 x 50/ABM Interpolated SNR(x,y,z) (121x121x1):

Interpolated grid: dx=1.000 mm, dy=1.000 mm

ABM1/ABM2 = 36.21 dB

ABM1 comp = -10.98 dBA/m

Location: 3.3, -18, 3.7 mm



0 dB = 64.66 = 36.21 dB

#12_HAC_T-Coil_LTE Band 66_20M_QPSK_1_0_Ch132322_Axial (Z)

Communication System: LTE ; Frequency: 1745 MHz

Medium: Air Medium parameters used: $\sigma = 0$ S/m, $\epsilon_r = 1$; $\rho = 0$ kg/m³

Ambient Temperature : 23.5 °C

DASY5 Configuration:

- Probe: AM1DV3 - 3130; ; Calibrated: 2019/11/20

- Sensor-Surface: 0mm (Fix Surface)

- Electronics: DAE4 Sn1311; Calibrated: 2019/8/27

- Phantom: HAC Test Arch with AMCC; Type: SD HAC P01 BA;

- Measurement SW: DASY52, Version 52.10 (4);SEMCAD X Version 14.6.14 (7483)


General Scans/z (axial) 4.2mm 50 x 50/ABM Interpolated SNR(x,y,z) (121x121x1): Interpolated

grid: dx=1.000 mm, dy=1.000 mm

ABM1/ABM2 = 42.42 dB

ABM1 comp = -2.93 dBA/m

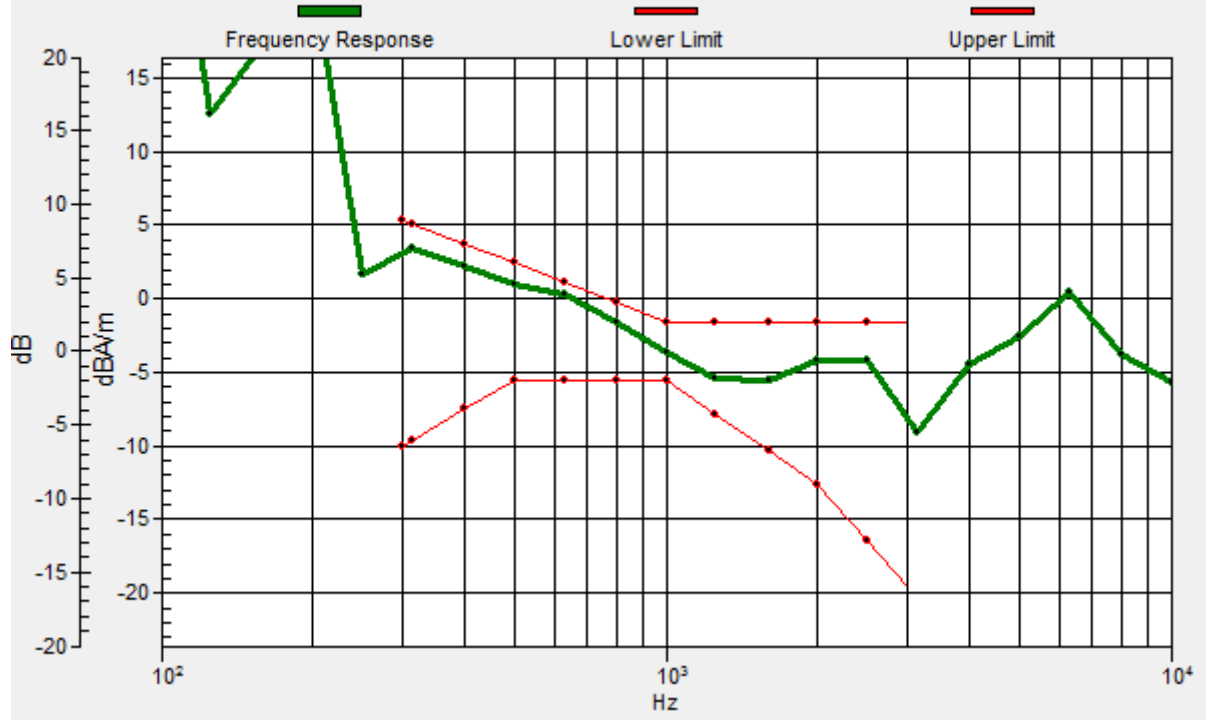
Location: 2.6, -11, 3.7 mm



0 dB = 132.2 = 42.42 dB

General Scans/z (axial) wideband at best S/N/ABM Freq Resp(x,y,z,f)

Loc: 4, -11, 3.7 mm Diff: 0.85dB



#12_HAC_T-Coil_LTE Band 66_20M_QPSK_1_0_Ch132322_Transversal (Y)

Communication System: LTE ; Frequency: 1745 MHz

Medium: Air Medium parameters used: $\sigma = 0$ S/m, $\epsilon_r = 1$; $\rho = 0$ kg/m³

Ambient Temperature : 23.5 °C

DASY5 Configuration:

- Probe: AM1DV3 - 3130; ; Calibrated: 2019/11/20

- Sensor-Surface: 0mm (Fix Surface)

- Electronics: DAE4 Sn1311; Calibrated: 2019/8/27

- Phantom: HAC Test Arch with AMCC; Type: SD HAC P01 BA;

- Measurement SW: DASY52, Version 52.10 (4);SEMCAD X Version 14.6.14 (7483)


General Scans/y (transversal) 4.2mm 50 x 50/ABM Interpolated SNR(x,y,z) (121x121x1):

Interpolated grid: dx=1.000 mm, dy=1.000 mm

ABM1/ABM2 = 34.32 dB

ABM1 comp = -13.50 dBA/m

Location: -1.6, -18.7, 3.7 mm



0 dB = 52.02 = 34.32 dB

#13_HAC_T-Coil_WLAN2.4GHz_802.11b 1Mbps_Ch6_Axial (Z)

Communication System: 802.11b; Frequency: 2437 MHz

Medium: Air Medium parameters used: $\sigma = 0$ S/m, $\epsilon_r = 1$; $\rho = 0$ kg/m³

Ambient Temperature : 23.5 °C

DASY5 Configuration:

- Probe: AM1DV3 - 3130; ; Calibrated: 2019/11/20
- Sensor-Surface: 0mm (Fix Surface)
- Electronics: DAE4 Sn1311; Calibrated: 2019/8/27
- Phantom: HAC Test Arch with AMCC; Type: SD HAC P01 BA;
- Measurement SW: DASY52, Version 52.10 (4);SEMCAD X Version 14.6.14 (7483)


General Scans/z (axial) 4.2mm 50 x 50/ABM Interpolated SNR(x,y,z) (121x121x1): Interpolated

grid: dx=1.000 mm, dy=1.000 mm

ABM1/ABM2 = 36.74 dB

ABM1 comp = -4.87 dBA/m

Location: 2.6, -9.6, 3.7 mm



0 dB = 68.70 = 36.74 dB

General Scans/z (axial) wideband at best S/N/ABM Freq Resp(x,y,z,f)

Loc: 4, -11, 3.7 mm Diff: 1.53dB



#13_HAC_T-Coil_WLAN2.4GHz_802.11b 1Mbps_Ch6_Transversal (Y)

Communication System: 802.11b; Frequency: 2437 MHz

Medium: Air Medium parameters used: $\sigma = 0$ S/m, $\epsilon_r = 1$; $\rho = 0$ kg/m³

Ambient Temperature : 23.5 °C

DASY5 Configuration:

- Probe: AM1DV3 - 3130; ; Calibrated: 2019/11/20
- Sensor-Surface: 0mm (Fix Surface)
- Electronics: DAE4 Sn1311; Calibrated: 2019/8/27
- Phantom: HAC Test Arch with AMCC; Type: SD HAC P01 BA;
- Measurement SW: DASY52, Version 52.10 (4);SEMCAD X Version 14.6.14 (7483)


General Scans/y (transversal) 4.2mm 50 x 50/ABM Interpolated SNR(x,y,z) (121x121x1):

Interpolated grid: dx=1.000 mm, dy=1.000 mm

ABM1/ABM2 = 30.57 dB

ABM1 comp = -15.41 dBA/m

Location: -0.2, 3, 3.7 mm



0 dB = 33.76 = 30.57 dB

#14_HAC_T-Coil_WLAN5GHz_802.11a 6Mbps_Ch40_Axial (Z)

Communication System: 802.11a ; Frequency: 5200 MHz

Medium: Air Medium parameters used: $\sigma = 0$ S/m, $\epsilon_r = 1$; $\rho = 0$ kg/m³

Ambient Temperature : 23.5 °C

DASY5 Configuration:

- Probe: AM1DV3 - 3130; ; Calibrated: 2019/11/20
- Sensor-Surface: 0mm (Fix Surface)
- Electronics: DAE4 Sn1311; Calibrated: 2019/8/27
- Phantom: HAC Test Arch with AMCC; Type: SD HAC P01 BA;
- Measurement SW: DASY52, Version 52.10 (4);SEMCAD X Version 14.6.14 (7483)


General Scans/z (axial) 4.2mm 50 x 50/ABM Interpolated SNR(x,y,z) (121x121x1): Interpolated

grid: dx=1.000 mm, dy=1.000 mm

ABM1/ABM2 = 40.88 dB

ABM1 comp = -4.82 dBA/m

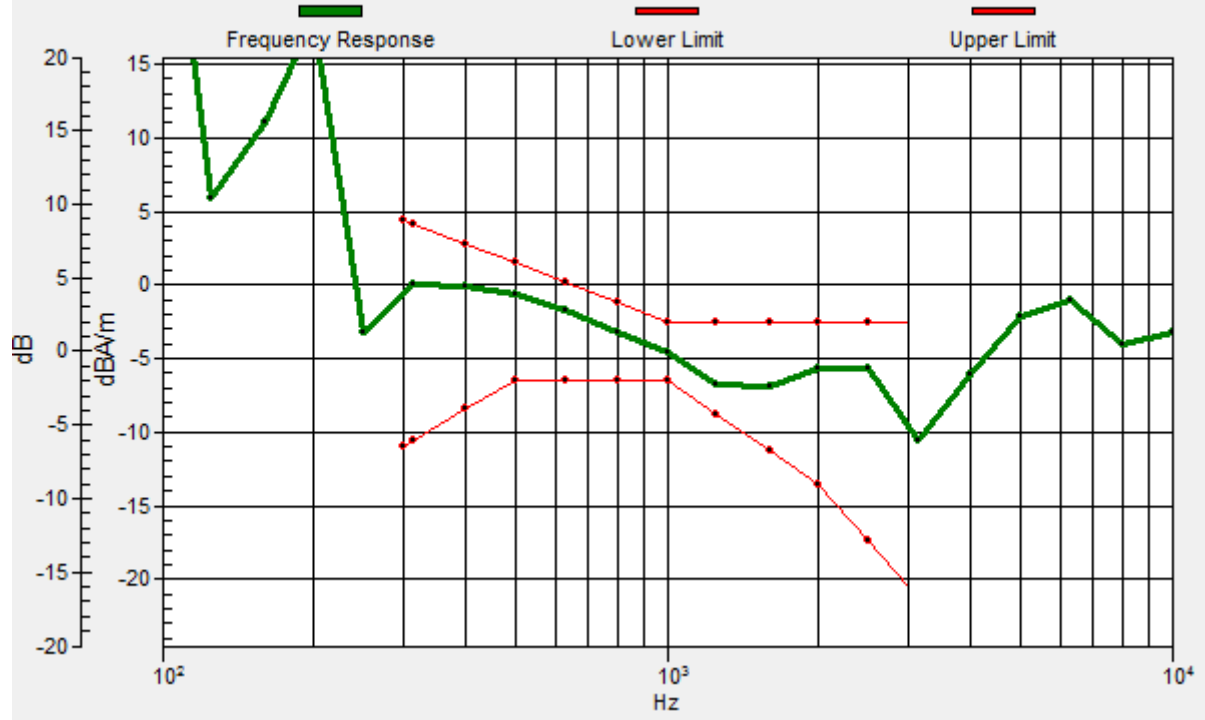
Location: 3.3, -11, 3.7 mm



0 dB = 110.6 = 40.88 dB

General Scans/z (axial) wideband at best S/N/ABM Freq Resp(x,y,z,f)

Loc: 4, -11, 3.7 mm Diff: 1.9dB



#14_HAC_T-Coil_WLAN5GHz_802.11a_6Mbps_Ch40_Transversal (Y)

Communication System: 802.11a ; Frequency: 5200 MHz

Medium: Air Medium parameters used: $\sigma = 0$ S/m, $\epsilon_r = 1$; $\rho = 0$ kg/m³

Ambient Temperature : 23.5 °C

DASY5 Configuration:

- Probe: AM1DV3 - 3130; ; Calibrated: 2019/11/20

- Sensor-Surface: 0mm (Fix Surface)

- Electronics: DAE4 Sn1311; Calibrated: 2019/8/27

- Phantom: HAC Test Arch with AMCC; Type: SD HAC P01 BA;

- Measurement SW: DASY52, Version 52.10 (4);SEMCAD X Version 14.6.14 (7483)


General Scans/y (transversal) 4.2mm 50 x 50/ABM Interpolated SNR(x,y,z) (121x121x1):

Interpolated grid: dx=1.000 mm, dy=1.000 mm

ABM1/ABM2 = 32.65 dB

ABM1 comp = -14.31 dBA/m

Location: 1.2, -18.7, 3.7 mm



0 dB = 42.92 = 32.65 dB

#15_HAC_T-Coil_WLAN5GHz_802.11a_6Mbps_Ch60_Axial (Z)

Communication System: 802.11a ; Frequency: 5300 MHz

Medium: Air Medium parameters used: $\sigma = 0$ S/m, $\epsilon_r = 1$; $\rho = 0$ kg/m³

Ambient Temperature : 23.5 °C

DASY5 Configuration:

- Probe: AM1DV3 - 3130; ; Calibrated: 2019/11/20

- Sensor-Surface: 0mm (Fix Surface)

- Electronics: DAE4 Sn1311; Calibrated: 2019/8/27

- Phantom: HAC Test Arch with AMCC; Type: SD HAC P01 BA;

- Measurement SW: DASY52, Version 52.10 (4);SEMCAD X Version 14.6.14 (7483)


General Scans/z (axial) 4.2mm 50 x 50/ABM Interpolated SNR(x,y,z) (121x121x1): Interpolated

grid: dx=1.000 mm, dy=1.000 mm

ABM1/ABM2 = 41.57 dB

ABM1 comp = -4.82 dBA/m

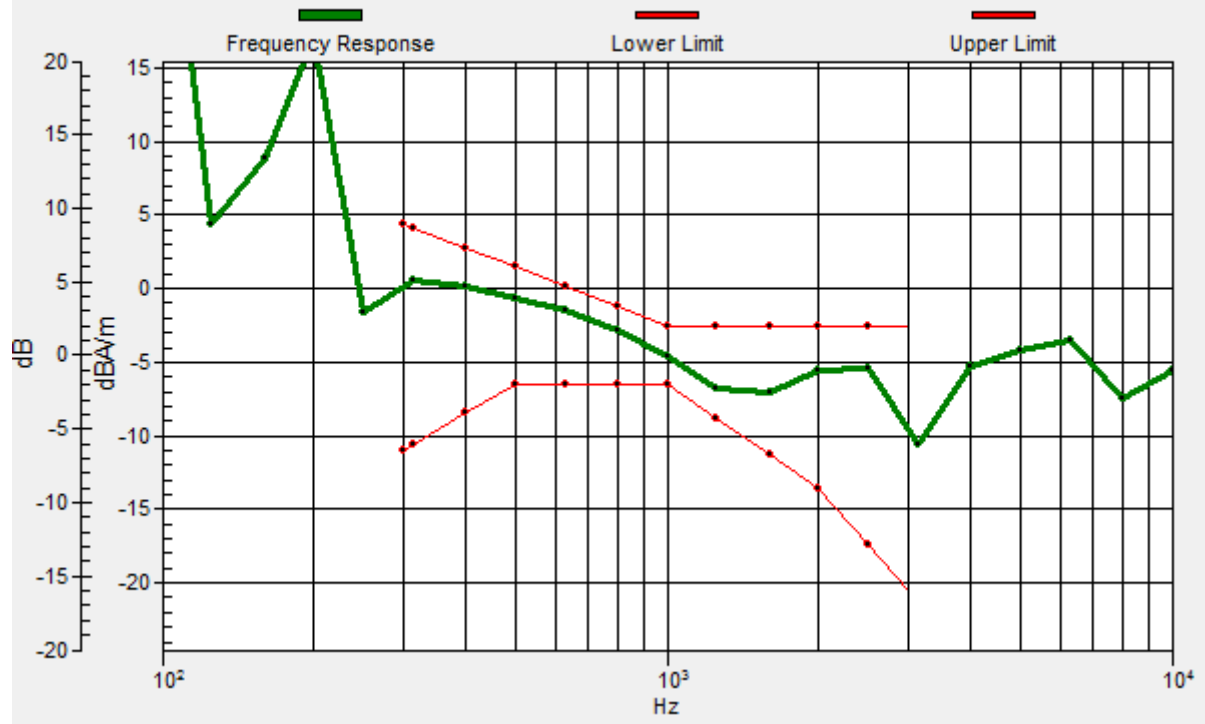
Location: 3.3, -11, 3.7 mm



0 dB = 119.8 = 41.57 dB

General Scans/z (axial) wideband at best S/N/ABM Freq Resp(x,y,z,f)

Loc: 4, -11, 3.7 mm Diff: 1.55dB



#15_HAC_T-Coil_WLAN5GHz_802.11a_6Mbps_Ch60_Transversal (Y)

Communication System: 802.11a ; Frequency: 5300 MHz

Medium: Air Medium parameters used: $\sigma = 0$ S/m, $\epsilon_r = 1$; $\rho = 0$ kg/m³

Ambient Temperature : 23.5 °C

DASY5 Configuration:

- Probe: AM1DV3 - 3130; ; Calibrated: 2019/11/20
- Sensor-Surface: 0mm (Fix Surface)
- Electronics: DAE4 Sn1311; Calibrated: 2019/8/27
- Phantom: HAC Test Arch with AMCC; Type: SD HAC P01 BA;
- Measurement SW: DASY52, Version 52.10 (4);SEMCAD X Version 14.6.14 (7483)


General Scans/y (transversal) 4.2mm 50 x 50/ABM Interpolated SNR(x,y,z) (121x121x1):

Interpolated grid: dx=1.000 mm, dy=1.000 mm

ABM1/ABM2 = 32.65 dB

ABM1 comp = -16.64 dBA/m

Location: -2.3, 1.6, 3.7 mm



0 dB = 42.92 = 32.65 dB

#16_HAC_T-Coil_WLAN5GHz_802.11a 6Mbps_Ch124_Axial (Z)

Communication System: 802.11a ; Frequency: 5620 MHz

Medium: Air Medium parameters used: $\sigma = 0$ S/m, $\epsilon_r = 1$; $\rho = 0$ kg/m³

Ambient Temperature : 23.5 °C

DASY5 Configuration:

- Probe: AM1DV3 - 3130; ; Calibrated: 2019/11/20

- Sensor-Surface: 0mm (Fix Surface)

- Electronics: DAE4 Sn1311; Calibrated: 2019/8/27

- Phantom: HAC Test Arch with AMCC; Type: SD HAC P01 BA;

- Measurement SW: DASY52, Version 52.10 (4);SEMCAD X Version 14.6.14 (7483)


General Scans/z (axial) 4.2mm 50 x 50/ABM Interpolated SNR(x,y,z) (121x121x1): Interpolated

grid: dx=1.000 mm, dy=1.000 mm

ABM1/ABM2 = 39.79 dB

ABM1 comp = -4.98 dBA/m

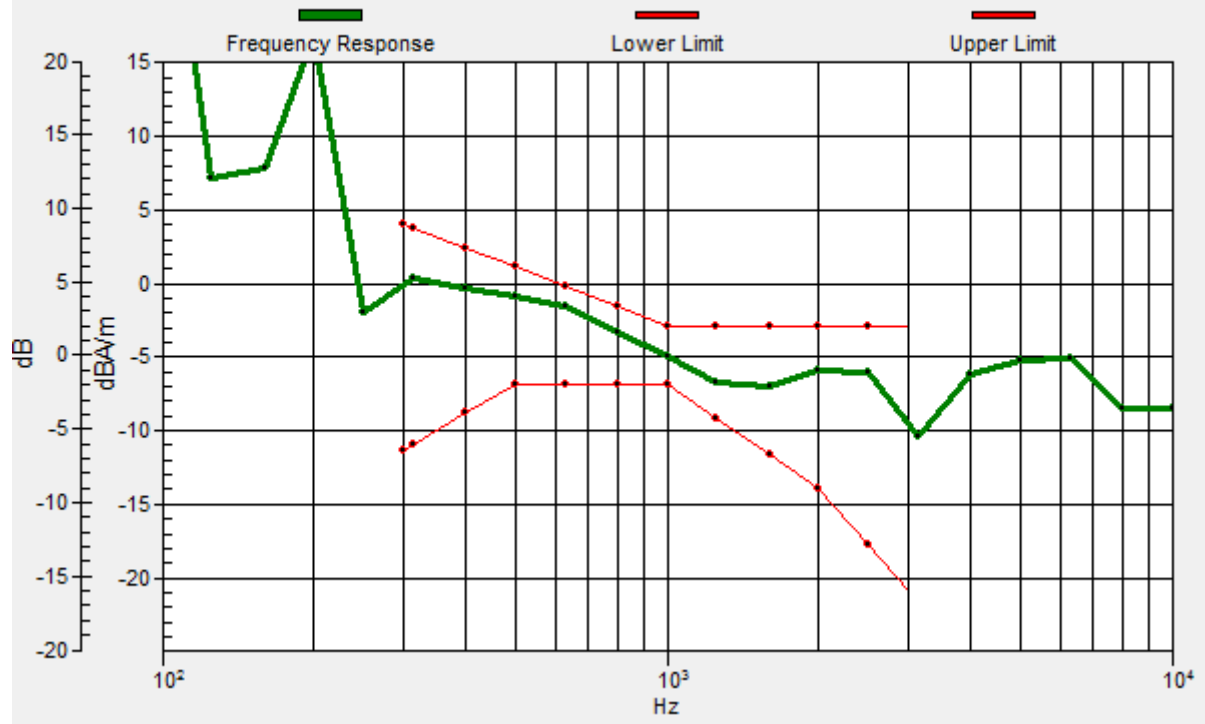
Location: 3.3, -10.3, 3.7 mm



0 dB = 97.56 = 39.79 dB

General Scans/z (axial) wideband at best S/N/ABM Freq Resp(x,y,z,f)

Loc: 4, -11, 3.7 mm Diff: 1.36dB



#16_HAC_T-Coil_WLAN5GHz_802.11a_6Mbps_Ch124_Transversal (Y)

Communication System: 802.11a ; Frequency: 5620 MHz

Medium: Air Medium parameters used: $\sigma = 0$ S/m, $\epsilon_r = 1$; $\rho = 0$ kg/m³

Ambient Temperature : 23.5 °C

DASY5 Configuration:

- Probe: AM1DV3 - 3130; ; Calibrated: 2019/11/20

- Sensor-Surface: 0mm (Fix Surface)

- Electronics: DAE4 Sn1311; Calibrated: 2019/8/27

- Phantom: HAC Test Arch with AMCC; Type: SD HAC P01 BA;

- Measurement SW: DASY52, Version 52.10 (4);SEMCAD X Version 14.6.14 (7483)


General Scans/y (transversal) 4.2mm 50 x 50/ABM Interpolated SNR(x,y,z) (121x121x1):

Interpolated grid: dx=1.000 mm, dy=1.000 mm

ABM1/ABM2 = 31.91 dB

ABM1 comp = -16.34 dBA/m

Location: -1.6, 2.3, 3.7 mm



#17_HAC_T-Coil_WLAN5GHz_802.11a 6Mbps_Ch157_Axial (Z)

Communication System: 802.11a ; Frequency: 5785 MHz

Medium: Air Medium parameters used: $\sigma = 0$ S/m, $\epsilon_r = 1$; $\rho = 0$ kg/m³

Ambient Temperature : 23.5 °C

DASY5 Configuration:

- Probe: AM1DV3 - 3130; ; Calibrated: 2019/11/20
- Sensor-Surface: 0mm (Fix Surface)
- Electronics: DAE4 Sn1311; Calibrated: 2019/8/27
- Phantom: HAC Test Arch with AMCC; Type: SD HAC P01 BA;
- Measurement SW: DASY52, Version 52.10 (4);SEMCAD X Version 14.6.14 (7483)


General Scans/z (axial) 4.2mm 50 x 50/ABM Interpolated SNR(x,y,z) (121x121x1): Interpolated

grid: dx=1.000 mm, dy=1.000 mm

ABM1/ABM2 = 42.03 dB

ABM1 comp = -4.96 dBA/m

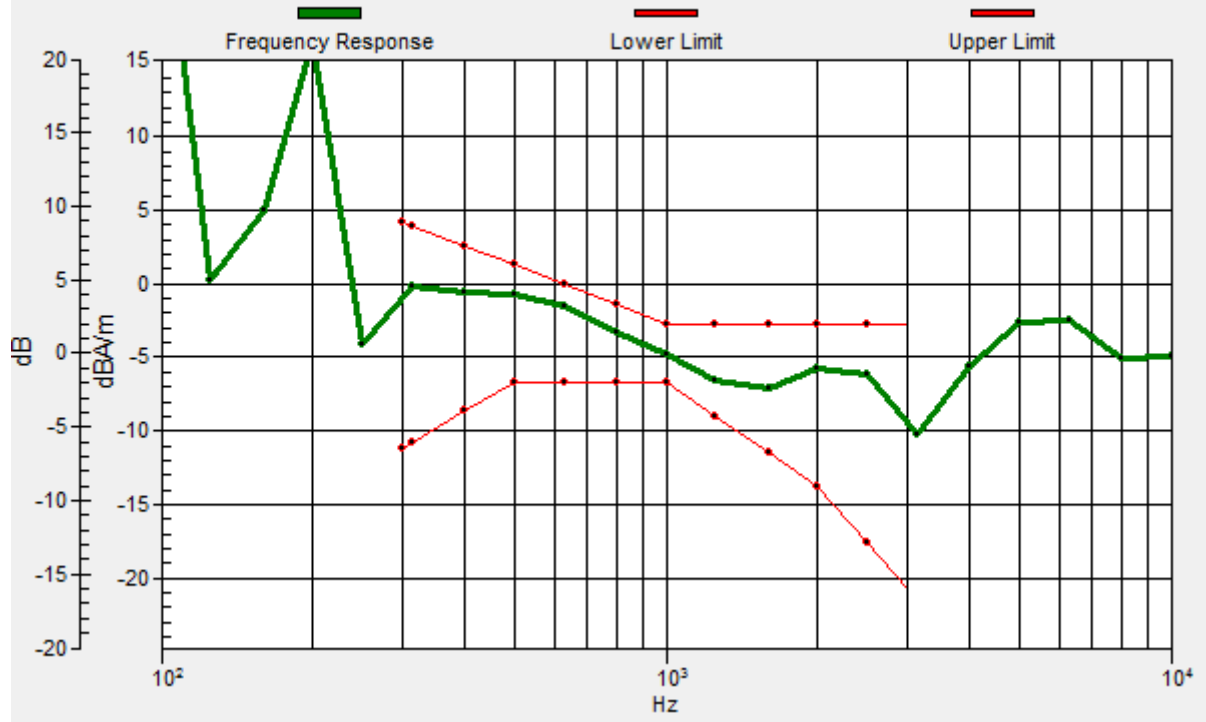
Location: 3.3, -10.3, 3.7 mm



0 dB = 126.3 = 42.03 dB

General Scans/z (axial) wideband at best S/N/ABM Freq Resp(x,y,z,f)

Loc: 4, -11, 3.7 mm Diff: 1.52dB



#17_HAC_T-Coil_WLAN5GHz_802.11a 6Mbps_Ch157_Transversal (Y)

Communication System: 802.11a ; Frequency: 5785 MHz

Medium: Air Medium parameters used: $\sigma = 0$ S/m, $\epsilon_r = 1$; $\rho = 0$ kg/m³

Ambient Temperature : 23.5 °C

DASY5 Configuration:

- Probe: AM1DV3 - 3130; ; Calibrated: 2019/11/20

- Sensor-Surface: 0mm (Fix Surface)

- Electronics: DAE4 Sn1311; Calibrated: 2019/8/27

- Phantom: HAC Test Arch with AMCC; Type: SD HAC P01 BA;

- Measurement SW: DASY52, Version 52.10 (4);SEMCAD X Version 14.6.14 (7483)


General Scans/y (transversal) 4.2mm 50 x 50/ABM Interpolated SNR(x,y,z) (121x121x1):

Interpolated grid: dx=1.000 mm, dy=1.000 mm

ABM1/ABM2 = 32.36 dB

ABM1 comp = -14.59 dBA/m

Location: 0.5, -18, 3.7 mm



0 dB = 41.52 = 32.37 dB

#18_HAC_T-Coil_GSM850_EDGE 2 Tx slots_Ch189_Axial (Z)

Communication System: GSM850; Frequency: 836.4 MHz

Medium: Air Medium parameters used: $\sigma = 0$ S/m, $\epsilon_r = 1$; $\rho = 0$ kg/m³

Ambient Temperature : 23.5 °C

DASY5 Configuration:

- Probe: AM1DV3 - 3130; ; Calibrated: 2019/11/20

- Sensor-Surface: 0mm (Fix Surface)

- Electronics: DAE4 Sn1311; Calibrated: 2019/8/27

- Phantom: HAC Test Arch with AMCC; Type: SD HAC P01 BA;

- Measurement SW: DASY52, Version 52.10 (4);SEMCAD X Version 14.6.14 (7483)


General Scans/z (axial) 4.2mm 50 x 50/ABM Interpolated SNR(x,y,z) (121x121x1): Interpolated

grid: dx=1.000 mm, dy=1.000 mm

ABM1/ABM2 = 36.50 dB

ABM1 comp = 0.02 dBA/m

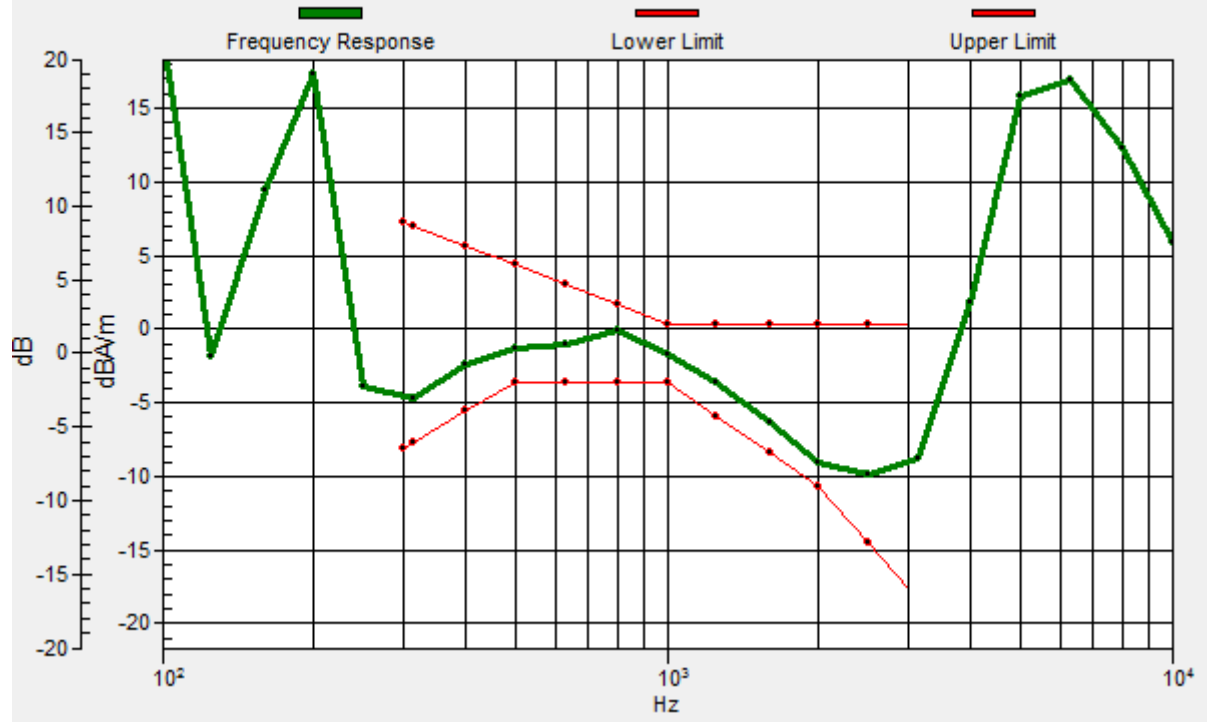
Location: 4, -10.3, 3.7 mm



0 dB = 66.82 = 36.50 dB

General Scans/z (axial) wideband at best S/N/ABM Freq Resp(x,y,z,f)

Loc: 4, -11, 3.7 mm Diff: 1.61dB



#18_HAC_T-Coil_GSM850_EDGE 2 Tx slots_Ch189_Transversal (Y)

Communication System: GSM850; Frequency: 836.4 MHz

Medium: Air Medium parameters used: $\sigma = 0$ S/m, $\epsilon_r = 1$; $\rho = 0$ kg/m³

Ambient Temperature : 23.5 °C

DASY5 Configuration:

- Probe: AM1DV3 - 3130; ; Calibrated: 2019/11/20

- Sensor-Surface: 0mm (Fix Surface)

- Electronics: DAE4 Sn1311; Calibrated: 2019/8/27

- Phantom: HAC Test Arch with AMCC; Type: SD HAC P01 BA;

- Measurement SW: DASY52, Version 52.10 (4);SEMCAD X Version 14.6.14 (7483)


General Scans/y (transversal) 4.2mm 50 x 50/ABM Interpolated SNR(x,y,z) (121x121x1):

Interpolated grid: dx=1.000 mm, dy=1.000 mm

ABM1/ABM2 = 35.09 dB

ABM1 comp = -10.96 dBA/m

Location: -0.9, -2.6, 3.7 mm



#19_HAC_T-Coil_GSM1900_EDGE 2 Tx slots_Ch661_Axial (Z)

Communication System: PCS ; Frequency: 1880 MHz

Medium: Air Medium parameters used: $\sigma = 0$ S/m, $\epsilon_r = 1$; $\rho = 0$ kg/m³

Ambient Temperature : 23.5 °C

DASY5 Configuration:

- Probe: AM1DV3 - 3130; ; Calibrated: 2019/11/20

- Sensor-Surface: 0mm (Fix Surface)

- Electronics: DAE4 Sn1311; Calibrated: 2019/8/27

- Phantom: HAC Test Arch with AMCC; Type: SD HAC P01 BA;

- Measurement SW: DASY52, Version 52.10 (4);SEMCAD X Version 14.6.14 (7483)


General Scans/z (axial) 4.2mm 50 x 50/ABM Interpolated SNR(x,y,z) (121x121x1): Interpolated

grid: dx=1.000 mm, dy=1.000 mm

ABM1/ABM2 = 39.14 dB

ABM1 comp = 0.14 dBA/m

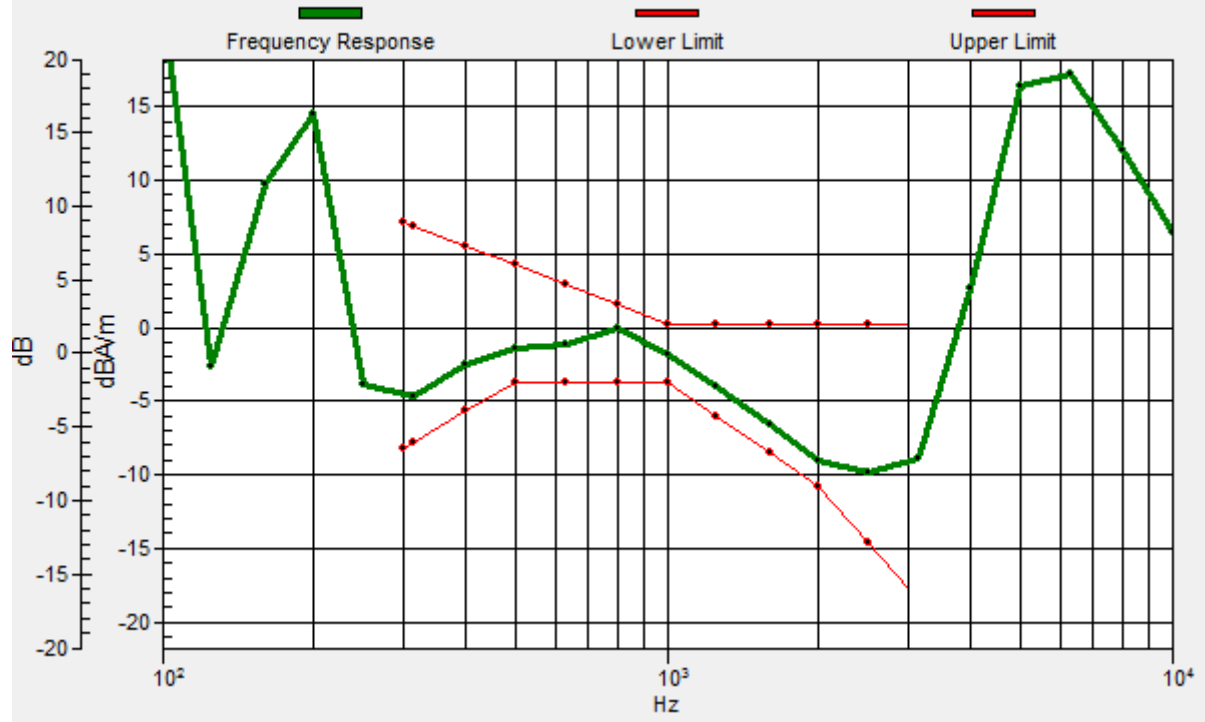
Location: 4, -11, 3.7 mm



0 dB = 90.62 = 39.14 dB

General Scans/z (axial) wideband at best S/N/ABM Freq Resp(x,y,z,f)

Loc: 4, -11, 3.7 mm Diff: 1.53dB



#19_HAC_T-Coil_GSM1900_EDGE 2 Tx slots_Ch661_Transversal (Y)

Communication System: PCS ; Frequency: 1880 MHz

Medium: Air Medium parameters used: $\sigma = 0$ S/m, $\epsilon_r = 1$; $\rho = 0$ kg/m³

Ambient Temperature : 23.5 °C

DASY5 Configuration:

- Probe: AM1DV3 - 3130; ; Calibrated: 2019/11/20

- Sensor-Surface: 0mm (Fix Surface)

- Electronics: DAE4 Sn1311; Calibrated: 2019/8/27

- Phantom: HAC Test Arch with AMCC; Type: SD HAC P01 BA;

- Measurement SW: DASY52, Version 52.10 (4);SEMCAD X Version 14.6.14 (7483)


General Scans/y (transversal) 4.2mm 50 x 50/ABM Interpolated SNR(x,y,z) (121x121x1):

Interpolated grid: dx=1.000 mm, dy=1.000 mm

ABM1/ABM2 = 34.18 dB

ABM1 comp = -11.73 dBA/m

Location: -2.3, 0.9, 3.7 mm



0 dB = 51.17 = 34.18 dB

#20_HAC_T-Coil_WCDMA II_HSPA_Ch9400_Axial (Z)

Communication System: WCDMA ; Frequency: 1880 MHz

Medium: Air Medium parameters used: $\sigma = 0$ S/m, $\epsilon_r = 1$; $\rho = 0$ kg/m³

Ambient Temperature : 23.5 °C

DASY5 Configuration:

- Probe: AM1DV3 - 3130; ; Calibrated: 2019/11/20

- Sensor-Surface: 0mm (Fix Surface)

- Electronics: DAE4 Sn1311; Calibrated: 2019/8/27

- Phantom: HAC Test Arch with AMCC; Type: SD HAC P01 BA;

- Measurement SW: DASY52, Version 52.10 (4);SEMCAD X Version 14.6.14 (7483)


General Scans/z (axial) 4.2mm 50 x 50/ABM Interpolated SNR(x,y,z) (121x121x1): Interpolated

grid: dx=1.000 mm, dy=1.000 mm

ABM1/ABM2 = 47.15 dB

ABM1 comp = -0.08 dBA/m

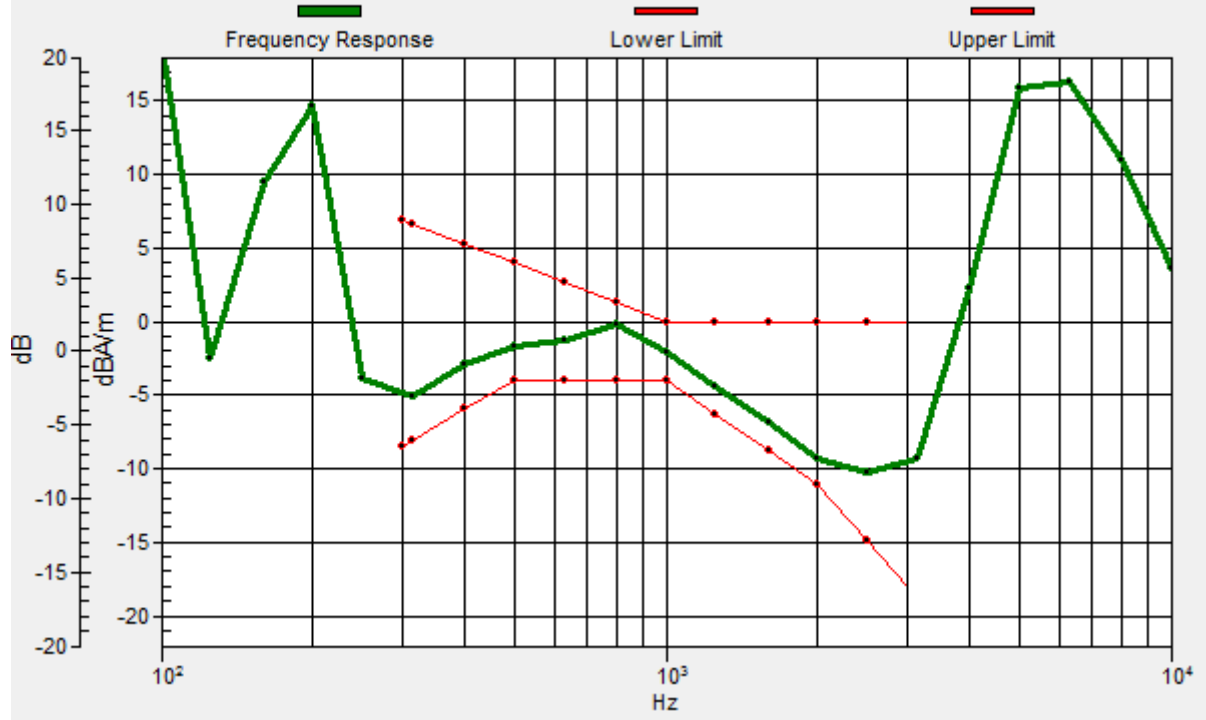
Location: 3.3, -10.3, 3.7 mm



0 dB = 227.8 = 47.15 dB

General Scans/z (axial) wideband at best S/N/ABM Freq Resp(x,y,z,f)

Loc: 4, -11, 3.7 mm Diff: 1.49dB



#20_HAC_T-Coil_WCDMA II_HSPA_Ch9400_Transversal (Y)

Communication System: WCDMA ; Frequency: 1880 MHz

Medium: Air Medium parameters used: $\sigma = 0$ S/m, $\epsilon_r = 1$; $\rho = 0$ kg/m³

Ambient Temperature : 23.5 °C

DASY5 Configuration:

- Probe: AM1DV3 - 3130; ; Calibrated: 2019/11/20

- Sensor-Surface: 0mm (Fix Surface)

- Electronics: DAE4 Sn1311; Calibrated: 2019/8/27

- Phantom: HAC Test Arch with AMCC; Type: SD HAC P01 BA;

- Measurement SW: DASY52, Version 52.10 (4);SEMCAD X Version 14.6.14 (7483)


General Scans/y (transversal) 4.2mm 50 x 50/ABM Interpolated SNR(x,y,z) (121x121):

Interpolated grid: dx=1.000 mm, dy=1.000 mm

ABM1/ABM2 = 38.72 dB

ABM1 comp = -8.12 dBA/m

Location: 2.6, -18.7, 3.7 mm



0 dB = 86.30 = 38.72 dB

#21_HAC_T-Coil_WCDMA IV_HSPA_Ch1413_Axial (Z)

Communication System: WCDMA ; Frequency: 1732.6 MHz

Medium: Air Medium parameters used: $\sigma = 0$ S/m, $\epsilon_r = 1$; $\rho = 0$ kg/m³

Ambient Temperature : 23.5 °C

DASY5 Configuration:

- Probe: AM1DV3 - 3130; ; Calibrated: 2019/11/20

- Sensor-Surface: 0mm (Fix Surface)

- Electronics: DAE4 Sn1311; Calibrated: 2019/8/27

- Phantom: HAC Test Arch with AMCC; Type: SD HAC P01 BA;

- Measurement SW: DASY52, Version 52.10 (4);SEMCAD X Version 14.6.14 (7483)


General Scans/z (axial) 4.2mm 50 x 50/ABM Interpolated SNR(x,y,z) (121x121x1): Interpolated

grid: dx=1.000 mm, dy=1.000 mm

ABM1/ABM2 = 46.93 dB

ABM1 comp = 0.02 dBA/m

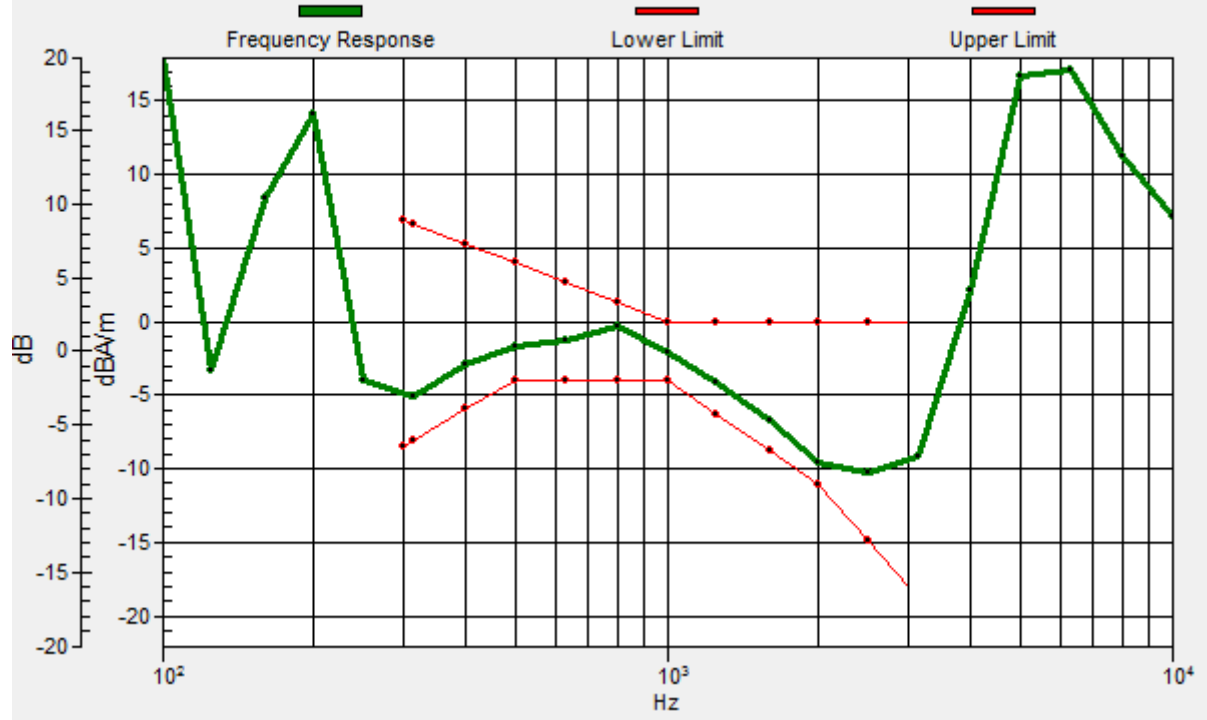
Location: 3.3, -11, 3.7 mm



0 dB = 222.0 = 46.93 dB

General Scans/z (axial) wideband at best S/N/ABM Freq Resp(x,y,z,f)

Loc: 4, -11, 3.7 mm Diff: 1.51dB



#21_HAC_T-Coil_WCDMA IV_HSPA_Ch1413_Transversal (Y)

Communication System: WCDMA ; Frequency: 1732.6 MHz

Medium: Air Medium parameters used: $\sigma = 0$ S/m, $\epsilon_r = 1$; $\rho = 0$ kg/m³

Ambient Temperature : 23.5 °C

DASY5 Configuration:

- Probe: AM1DV3 - 3130; ; Calibrated: 2019/11/20

- Sensor-Surface: 0mm (Fix Surface)

- Electronics: DAE4 Sn1311; Calibrated: 2019/8/27

- Phantom: HAC Test Arch with AMCC; Type: SD HAC P01 BA;

- Measurement SW: DASY52, Version 52.10 (4);SEMCAD X Version 14.6.14 (7483)


General Scans/y (transversal) 4.2mm 50 x 50/ABM Interpolated SNR(x,y,z) (121x121x1):

Interpolated grid: dx=1.000 mm, dy=1.000 mm

ABM1/ABM2 = 38.37 dB

ABM1 comp = -8.82 dBA/m

Location: 1.2, -18.7, 3.7 mm



0 dB = 82.94 = 38.38 dB

#22_HAC_T-Coil_WCDMA V_HSPA_Ch4182_Axial (Z)

Communication System: WCDMA ; Frequency: 836.4 MHz

Medium: Air Medium parameters used: $\sigma = 0$ S/m, $\epsilon_r = 1$; $\rho = 0$ kg/m³

Ambient Temperature : 23.5 °C

DASY5 Configuration:

- Probe: AM1DV3 - 3130; ; Calibrated: 2019/11/20

- Sensor-Surface: 0mm (Fix Surface)

- Electronics: DAE4 Sn1311; Calibrated: 2019/8/27

- Phantom: HAC Test Arch with AMCC; Type: SD HAC P01 BA;

- Measurement SW: DASY52, Version 52.10 (4);SEMCAD X Version 14.6.14 (7483)


General Scans/z (axial) 4.2mm 50 x 50/ABM Interpolated SNR(x,y,z) (121x121x1): Interpolated

grid: dx=1.000 mm, dy=1.000 mm

ABM1/ABM2 = 47.50 dB

ABM1 comp = 0.32 dBA/m

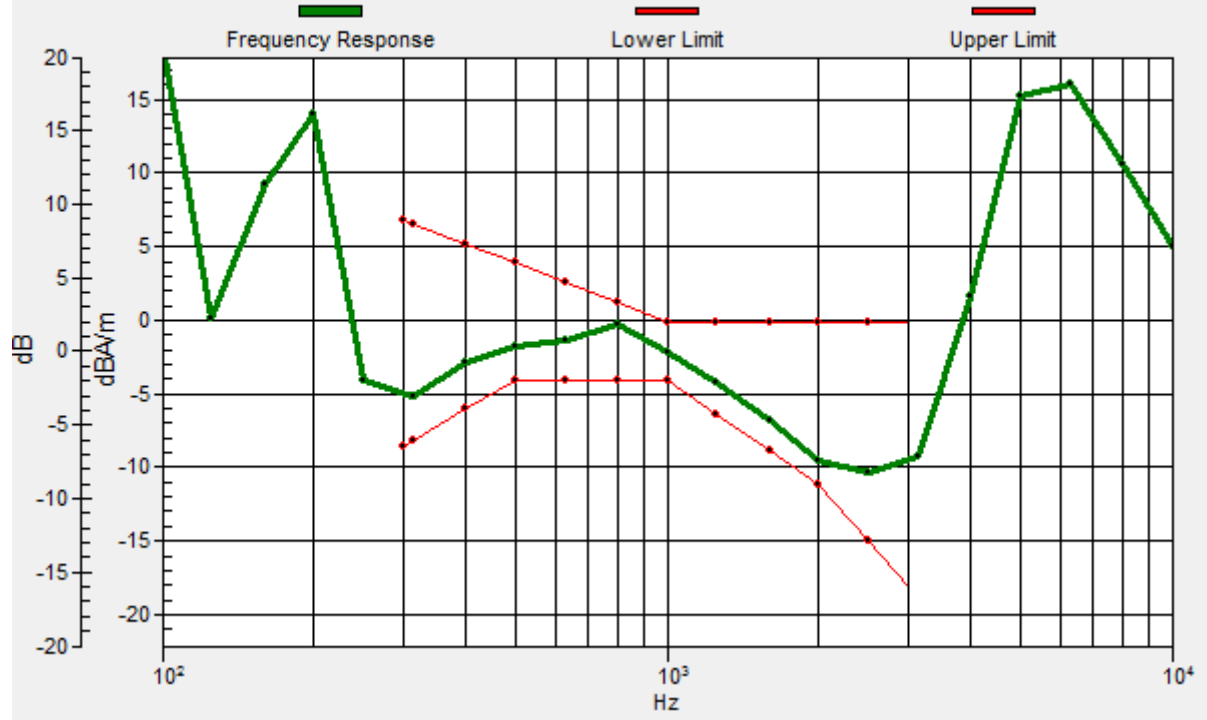
Location: 3.3, -10.3, 3.7 mm



0 dB = 237.1 = 47.50 dB

General Scans/z (axial) wideband at best S/N/ABM Freq Resp(x,y,z,f)

Loc: 4, -11, 3.7 mm Diff: 1.49dB



#22_HAC_T-Coil_WCDMA V_HSPA_Ch4182_Transversal (Y)

Communication System: WCDMA ; Frequency: 836.4 MHz

Medium: Air Medium parameters used: $\sigma = 0$ S/m, $\epsilon_r = 1$; $\rho = 0$ kg/m³

Ambient Temperature : 23.5 °C

DASY5 Configuration:

- Probe: AM1DV3 - 3130; ; Calibrated: 2019/11/20

- Sensor-Surface: 0mm (Fix Surface)

- Electronics: DAE4 Sn1311; Calibrated: 2019/8/27

- Phantom: HAC Test Arch with AMCC; Type: SD HAC P01 BA;

- Measurement SW: DASY52, Version 52.10 (4);SEMCAD X Version 14.6.14 (7483)


General Scans/y (transversal) 4.2mm 50 x 50/ABM Interpolated SNR(x,y,z) (121x121x1):

Interpolated grid: dx=1.000 mm, dy=1.000 mm

ABM1/ABM2 = 38.91 dB

ABM1 comp = -8.36 dBA/m

Location: 2.6, -18.7, 3.7 mm



0 dB = 88.16 = 38.91 dB

#23_HAC_T-Coil_LTE Band 2_20M_QPSK_1_0_Ch18900_Axial (Z)

Communication System: LTE; Frequency: 1880 MHz

Medium: Air Medium parameters used: $\sigma = 0$ S/m, $\epsilon_r = 1$; $\rho = 0$ kg/m³

Ambient Temperature : 23.5 °C

DASY5 Configuration:

- Probe: AM1DV3 - 3130; ; Calibrated: 2019/11/20

- Sensor-Surface: 0mm (Fix Surface)

- Electronics: DAE4 Sn1311; Calibrated: 2019/8/27

- Phantom: HAC Test Arch with AMCC; Type: SD HAC P01 BA;

- Measurement SW: DASY52, Version 52.10 (4);SEMCAD X Version 14.6.14 (7483)


General Scans/z (axial) 4.2mm 50 x 50/ABM Interpolated SNR(x,y,z) (121x121x1): Interpolated

grid: dx=1.000 mm, dy=1.000 mm

ABM1/ABM2 = 45.64 dB

ABM1 comp = -0.15 dBA/m

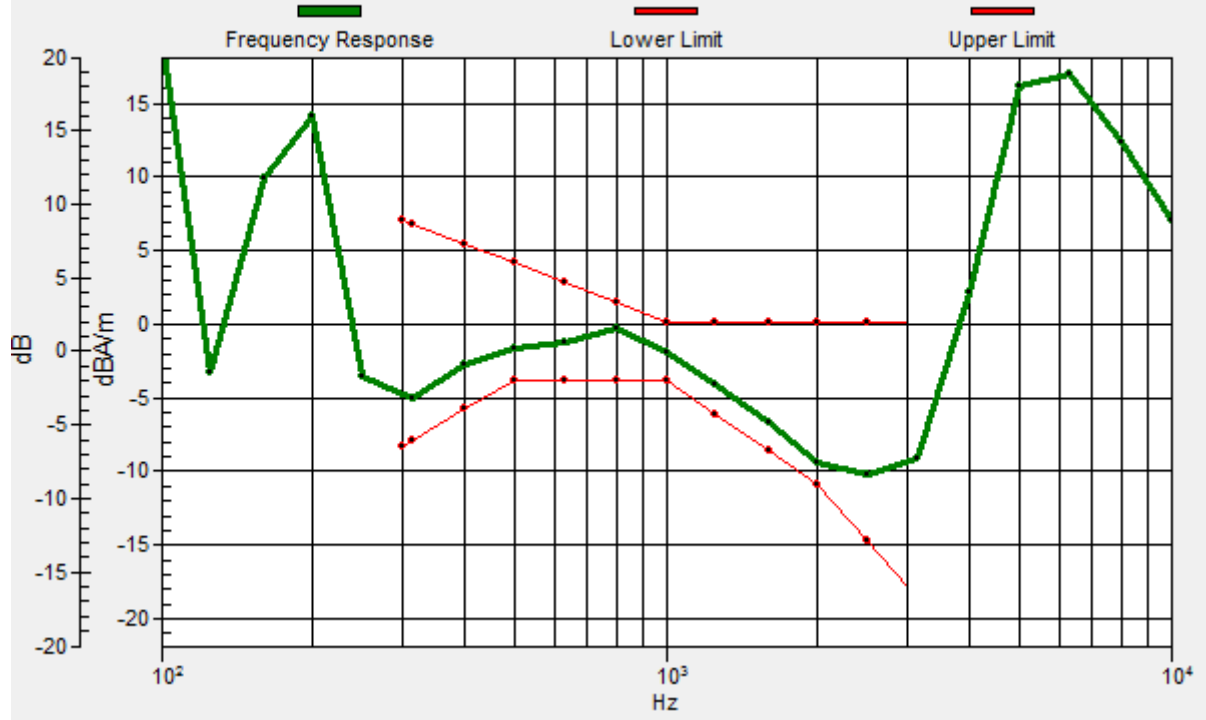
Location: 3.3, -11, 3.7 mm



0 dB = 191.4 = 45.64 dB

General Scans/z (axial) wideband at best S/N/ABM Freq Resp(x,y,z,f)

Loc: 4, -11, 3.7 mm Diff: 1.48dB



#23_HAC_T-Coil_LTE Band 2_20M_QPSK_1_0_Ch18900_Transversal (Y)

Communication System: LTE; Frequency: 1880 MHz

Medium: Air Medium parameters used: $\sigma = 0$ S/m, $\epsilon_r = 1$; $\rho = 0$ kg/m³

Ambient Temperature : 23.5 °C

DASY5 Configuration:

- Probe: AM1DV3 - 3130; ; Calibrated: 2019/11/20
- Sensor-Surface: 0mm (Fix Surface)
- Electronics: DAE4 Sn1311; Calibrated: 2019/8/27
- Phantom: HAC Test Arch with AMCC; Type: SD HAC P01 BA;
- Measurement SW: DASY52, Version 52.10 (4);SEMCAD X Version 14.6.14 (7483)


General Scans/y (transversal) 4.2mm 50 x 50/ABM Interpolated SNR(x,y,z) (121x121x1):

Interpolated grid: dx=1.000 mm, dy=1.000 mm

ABM1/ABM2 = 36.75 dB

ABM1 comp = -9.20 dBA/m

Location: 1.2, -18.7, 3.7 mm



0 dB = 68.79 = 36.75 dB

#24_HAC_T-Coil_WLAN2.4GHz_802.11b 1Mbps_Ch6_Axial (Z)

Communication System: 802.11b; Frequency: 2437 MHz;

Medium: Air Medium parameters used: $\sigma = 0$ S/m, $\epsilon_r = 1$; $\rho = 0$ kg/m³

Ambient Temperature : 23.5 °C

DASY5 Configuration:

- Probe: AM1DV3 - 3130; ; Calibrated: 2019/11/20

- Sensor-Surface: 0mm (Fix Surface)

- Electronics: DAE4 Sn1311; Calibrated: 2019/8/27

- Phantom: HAC Test Arch with AMCC; Type: SD HAC P01 BA;

- Measurement SW: DASY52, Version 52.10 (4);SEMCAD X Version 14.6.14 (7483)


General Scans/z (axial) 4.2mm 50 x 50/ABM Interpolated SNR(x,y,z) (121x121x1): Interpolated

grid: dx=1.000 mm, dy=1.000 mm

ABM1/ABM2 = 40.43 dB

ABM1 comp = -0.97 dBA/m

Location: 3.3, -6.1, 3.7 mm



0 dB = 105.1 = 40.43 dB

General Scans/z (axial) wideband at best S/N/ABM Freq Resp(x,y,z,f)

Loc: 4, -4, 3.7 mm Diff: 1.65dB



#24_HAC_T-Coil_WLAN2.4GHz_802.11b 1Mbps_Ch6_Transversal (Y)

Communication System: 802.11b; Frequency: 2437 MHz

Medium: Air Medium parameters used: $\sigma = 0$ S/m, $\epsilon_r = 1$; $\rho = 0$ kg/m³

Ambient Temperature : 23.5 °C

DASY5 Configuration:

- Probe: AM1DV3 - 3130; ; Calibrated: 2019/11/20

- Sensor-Surface: 0mm (Fix Surface)

- Electronics: DAE4 Sn1311; Calibrated: 2019/8/27

- Phantom: HAC Test Arch with AMCC; Type: SD HAC P01 BA;

- Measurement SW: DASY52, Version 52.10 (4);SEMCAD X Version 14.6.14 (7483)


General Scans/y (transversal) 4.2mm 50 x 50/ABM Interpolated SNR(x,y,z) (121x121x1):

Interpolated grid: dx=1.000 mm, dy=1.000 mm

ABM1/ABM2 = 40.03 dB

ABM1 comp = -7.66 dBA/m

Location: 4, -18, 3.7 mm



0 dB = 100.3 = 40.03 dB

#25_HAC_T-Coil_WLAN5GHz_802.11a 6Mbps_Ch124_Axial (Z)

Communication System: 802.11a ; Frequency: 5620 MHz;

Medium: Air Medium parameters used: $\sigma = 0$ S/m, $\epsilon_r = 1$; $\rho = 0$ kg/m³

Ambient Temperature : 23.5 °C

DASY5 Configuration:

- Probe: AM1DV3 - 3130; ; Calibrated: 2019/11/20

- Sensor-Surface: 0mm (Fix Surface)

- Electronics: DAE4 Sn1311; Calibrated: 2019/8/27

- Phantom: HAC Test Arch with AMCC; Type: SD HAC P01 BA;

- Measurement SW: DASY52, Version 52.10 (4);SEMCAD X Version 14.6.14 (7483)


General Scans/z (axial) 4.2mm 50 x 50/ABM Interpolated SNR(x,y,z) (121x121x1): Interpolated

grid: dx=1.000 mm, dy=1.000 mm

ABM1/ABM2 = 40.99 dB

ABM1 comp = 0.90 dBA/m

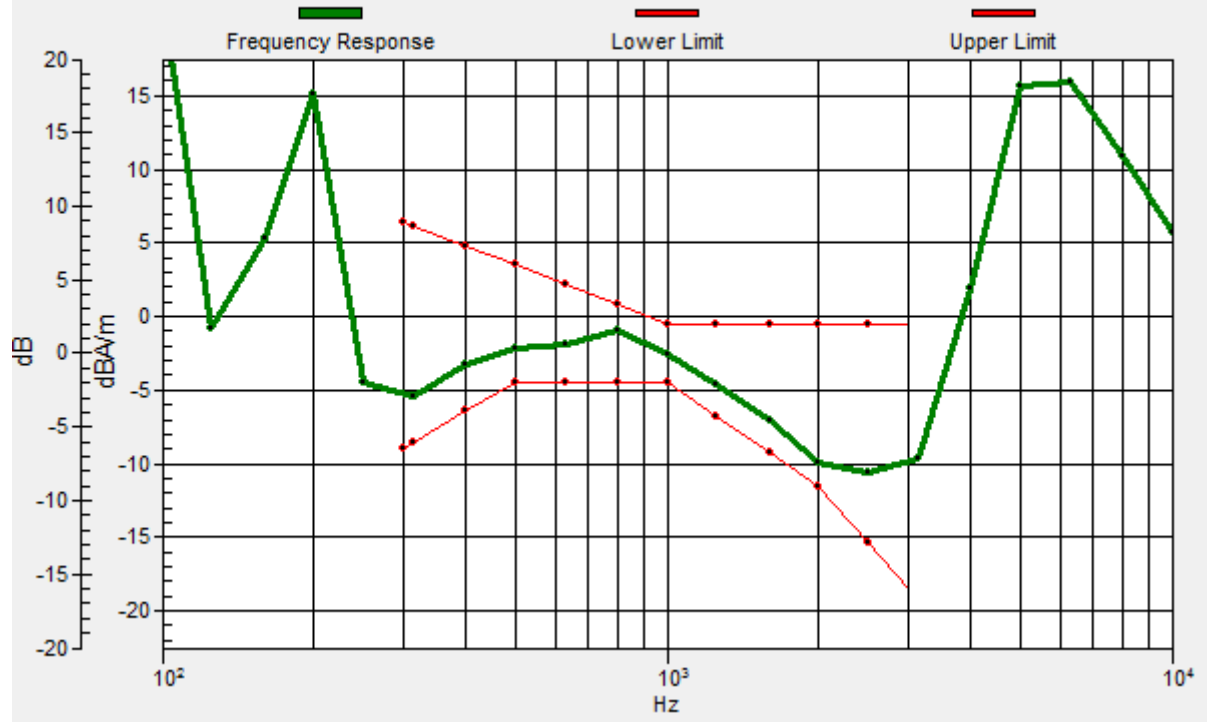
Location: 2.6, -6.1, 3.7 mm



0 dB = 112.1 = 40.99 dB

General Scans/z (axial) wideband at best S/N/ABM Freq Resp(x,y,z,f)

Loc: 4, -4, 3.7 mm Diff: 1.57dB



#25_HAC_T-Coil_WLAN5GHz_802.11a 6Mbps_Ch124_Transversal (Y)

Communication System: 802.11a ; Frequency: 5620 MHz

Medium: Air Medium parameters used: $\sigma = 0$ S/m, $\epsilon_r = 1$; $\rho = 0$ kg/m³

Ambient Temperature : 23.5 °C

DASY5 Configuration:

- Probe: AM1DV3 - 3130; ; Calibrated: 2019/11/20

- Sensor-Surface: 0mm (Fix Surface)

- Electronics: DAE4 Sn1311; Calibrated: 2019/8/27

- Phantom: HAC Test Arch with AMCC; Type: SD HAC P01 BA;

- Measurement SW: DASY52, Version 52.10 (4);SEMCAD X Version 14.6.14 (7483)


General Scans/y (transversal) 4.2mm 50 x 50/ABM Interpolated SNR(x,y,z) (121x121x1):

Interpolated grid: dx=1.000 mm, dy=1.000 mm

ABM1/ABM2 = 35.84 dB

ABM1 comp = -7.67 dBA/m

Location: 0.5, -19.4, 3.7 mm



0 dB = 61.97 = 35.84 dB