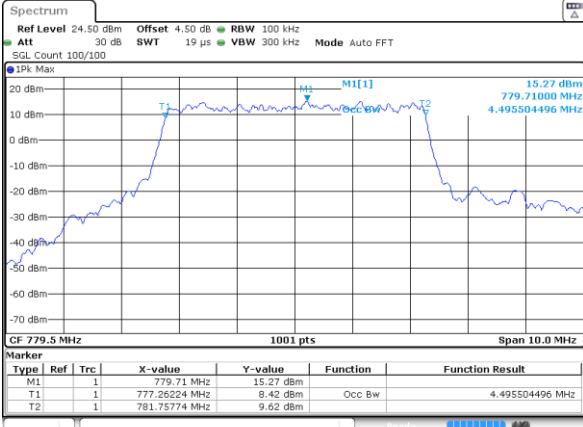




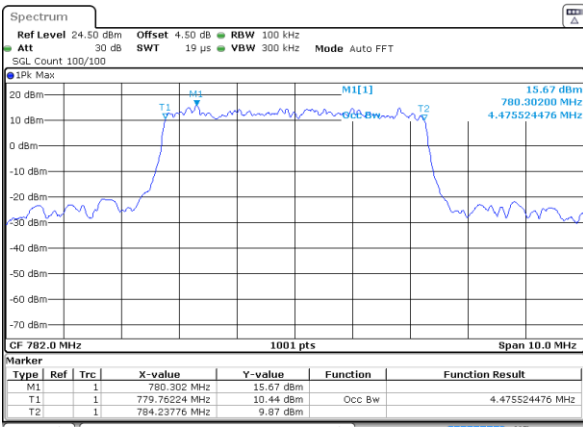
LTE Band 13

Lowest Channel / 5MHz / 64QAM



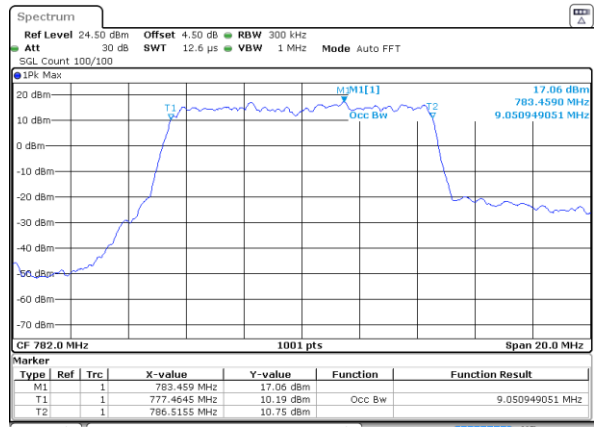
Date: 20 JAN 2020 03:35:37

Middle Channel / 5MHz / 64QAM



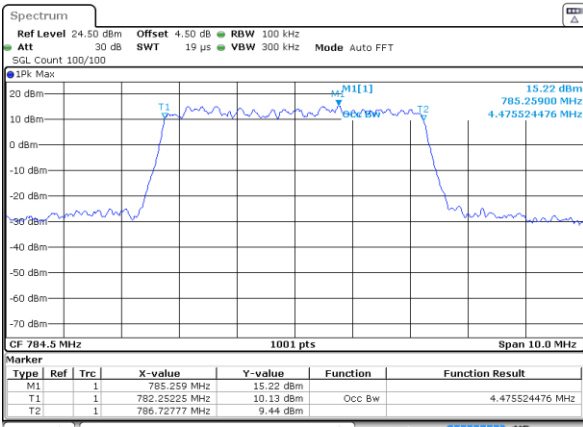
Date: 20 JAN 2020 03:35:47

Middle Channel / 10MHz / 64QAM



Date: 20 JAN 2020 03:45:50

Highest Channel / 5MHz / 64QAM



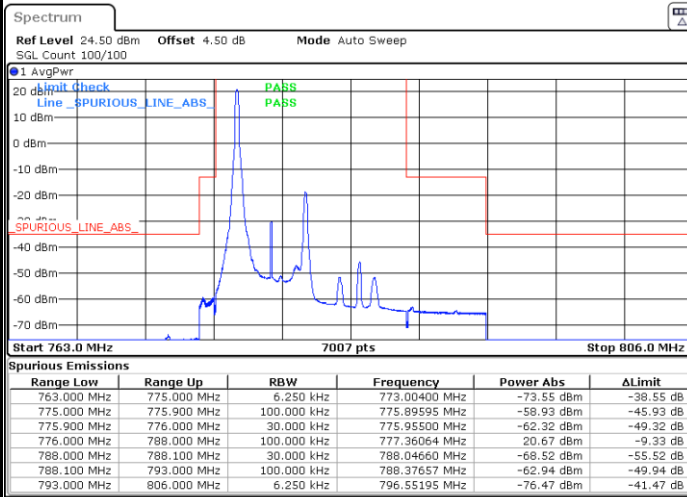
Date: 20 JAN 2020 03:35:57



# Conducted Band Edge

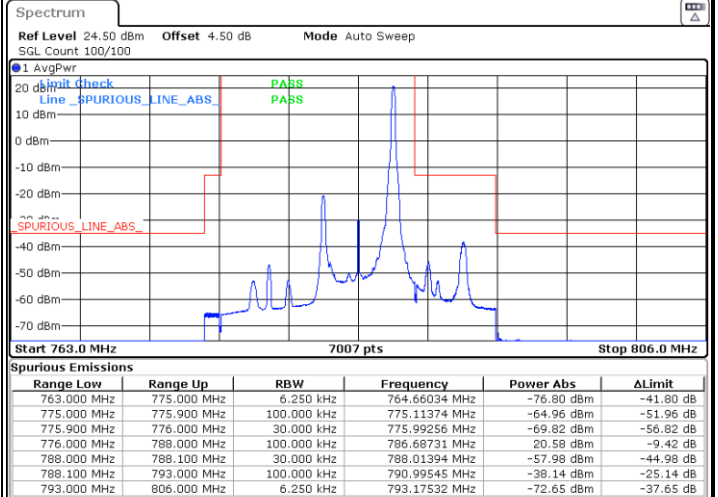
## LTE Band 13 / 5MHz / QPSK

### Lowest Band Edge / 1 RB



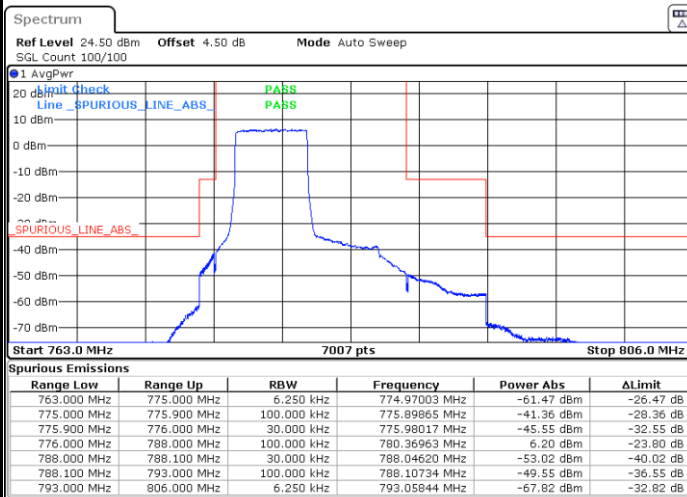
Date: 20 JAN 2020 03:04:36

### Highest Band Edge / 1 RB



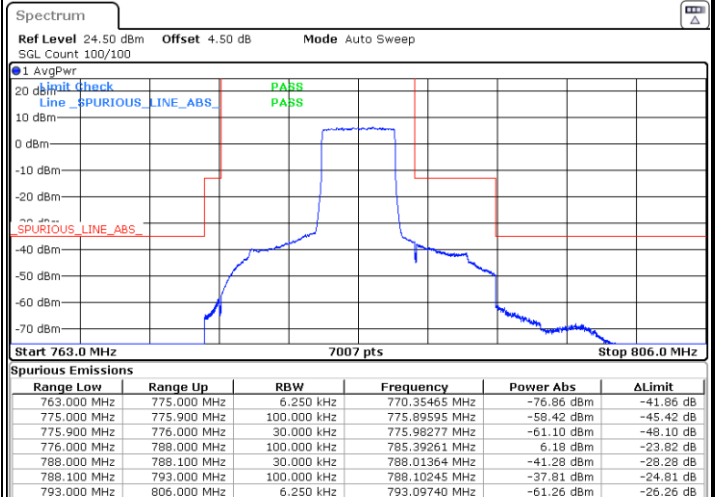
Date: 20 JAN 2020 03:16:03

### Lowest Band Edge / Full RB



Date: 20 JAN 2020 03:02:59

### Highest Band Edge / Full RB



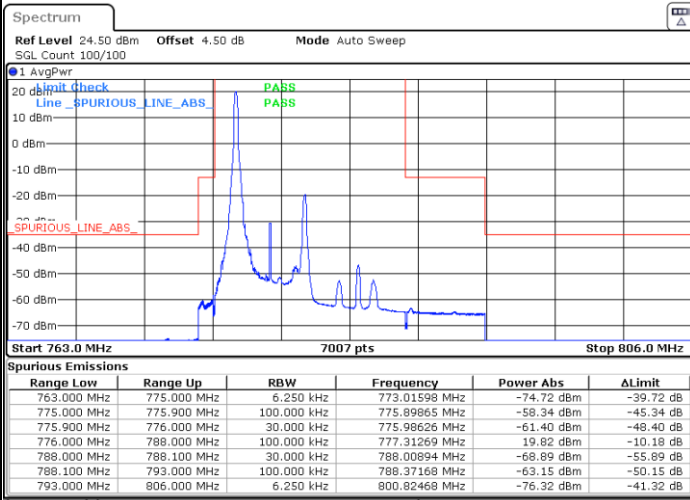
Date: 20 JAN 2020 03:14:26



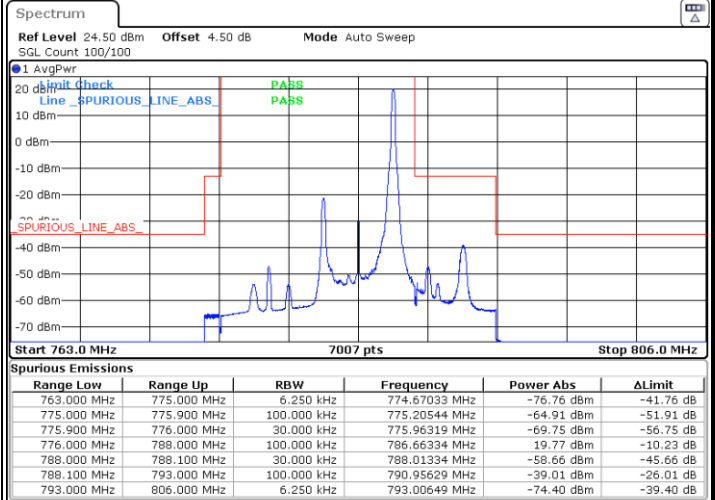
LTE Band 13 / 5MHz / 16QAM

Lowest Band Edge / 1 RB

Highest Band Edge / 1 RB



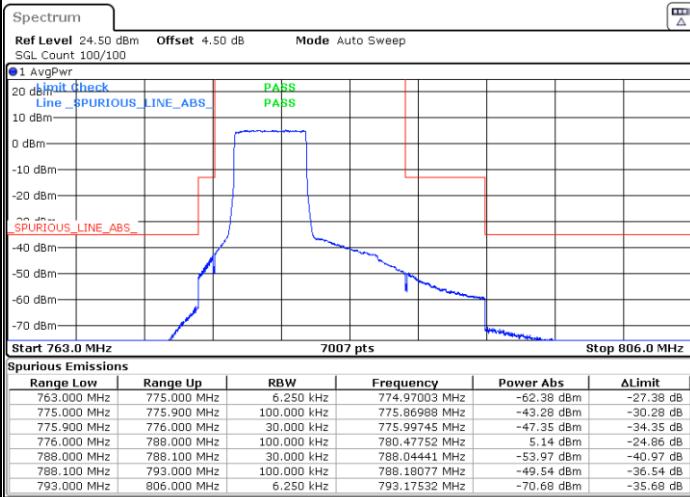
Date: 20 JAN 2020 03:06:14



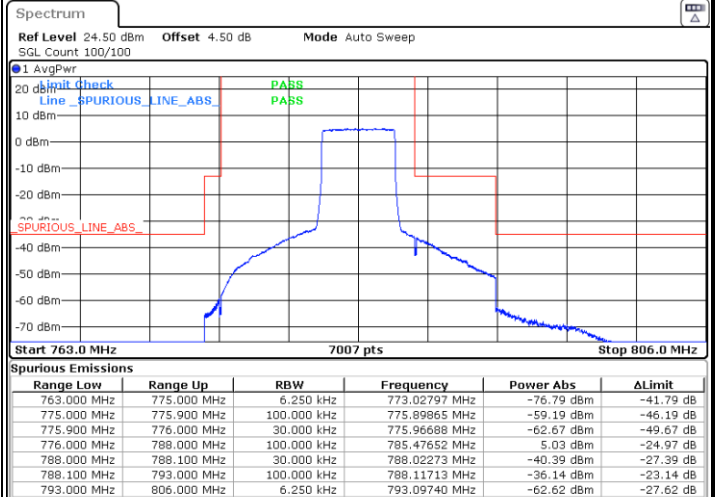
Date: 20 JAN 2020 03:17:41

Lowest Band Edge / Full RB

Highest Band Edge / Full RB



Date: 20 JAN 2020 03:01:21



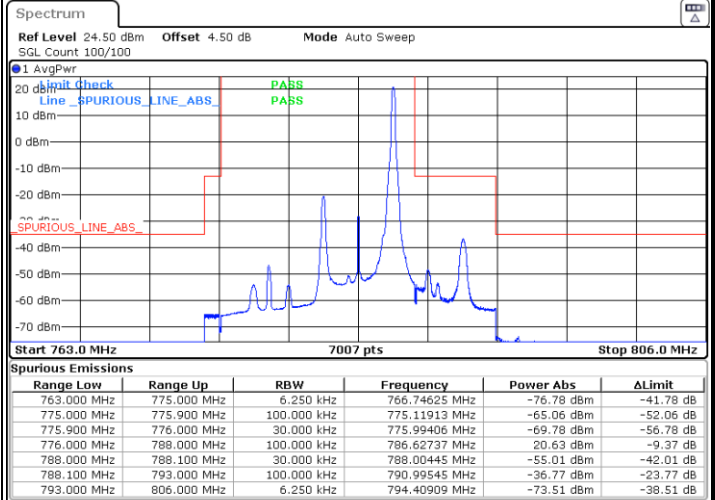
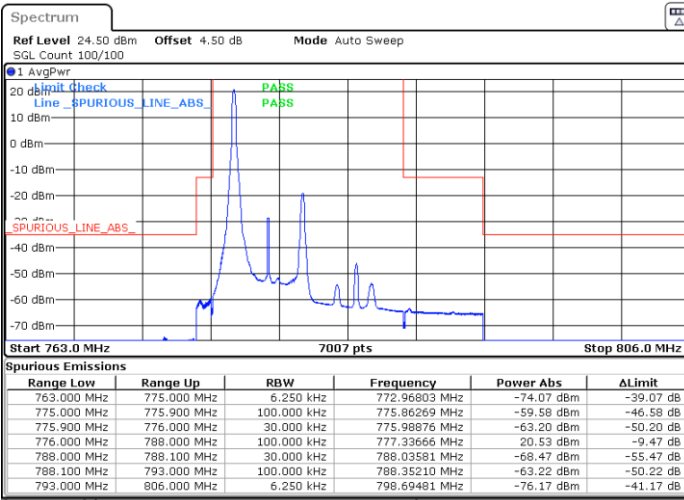
Date: 20 JAN 2020 03:12:48



LTE Band 13 / 5MHz / 64QAM

Lowest Band Edge / 1 RB

Highest Band Edge / 1 RB

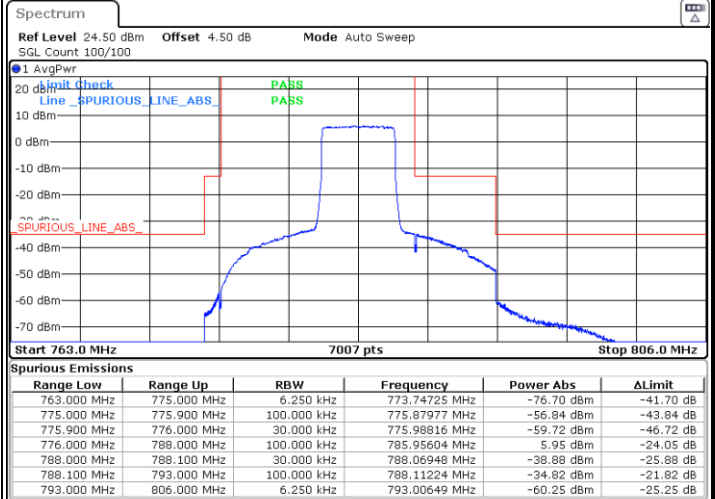
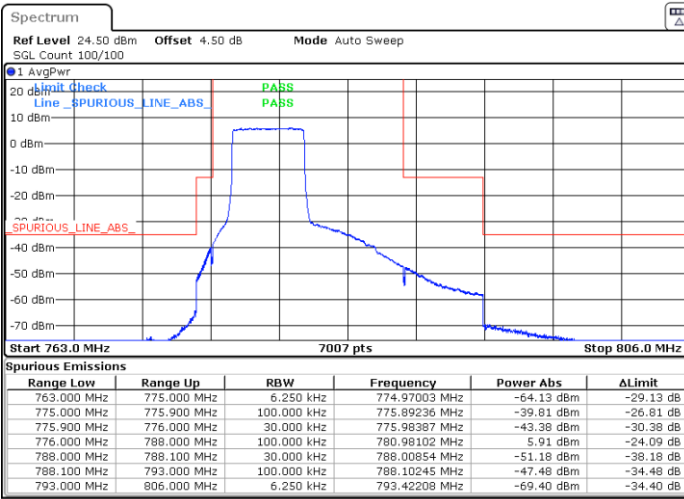


Date: 20 JAN 2020 03:38:05

Date: 20 JAN 2020 03:42:58

Lowest Band Edge / Full RB

Highest Band Edge / Full RB



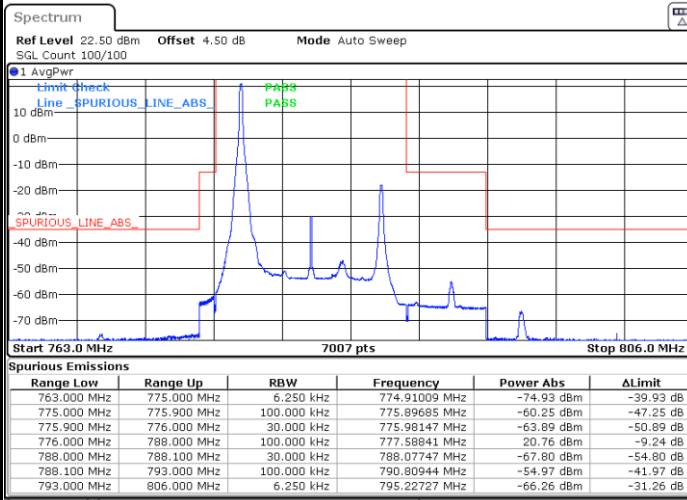
Date: 20 JAN 2020 03:39:43

Date: 20 JAN 2020 03:41:20



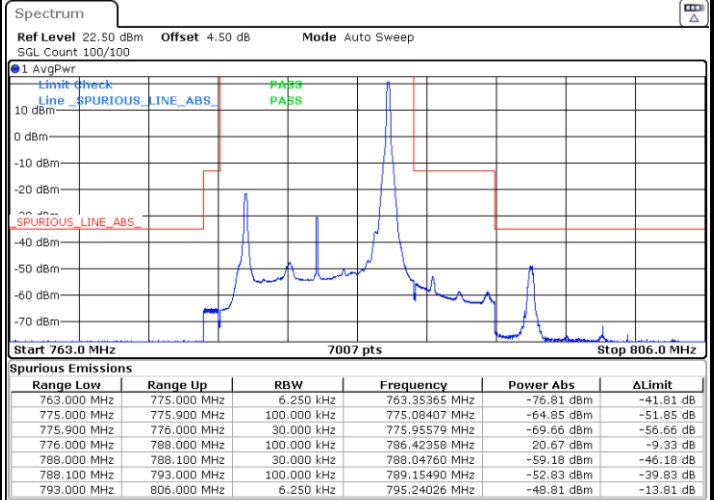
LTE Band 13 / 10MHz / QPSK

Lowest Band Edge / 1 RB



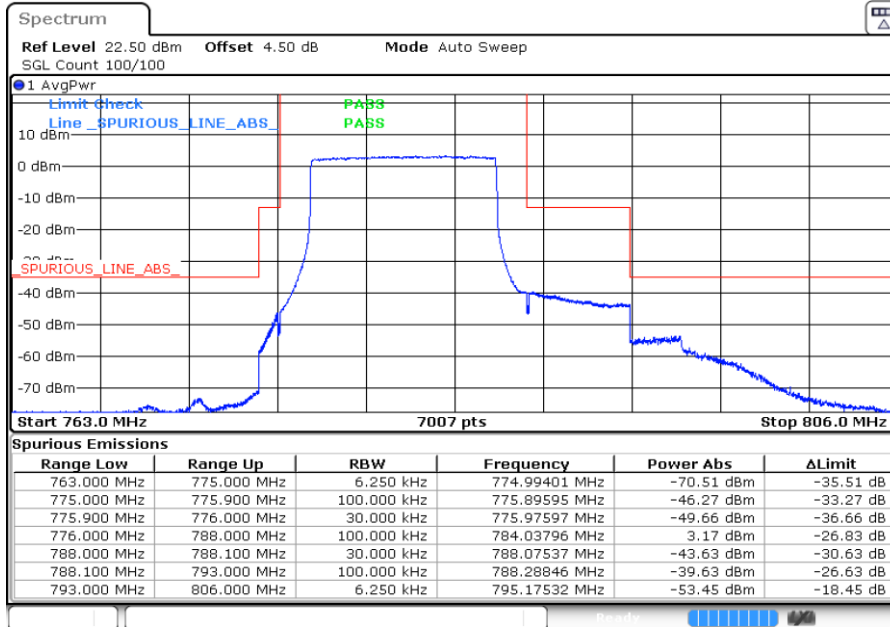
Date: 20 JAN 2020 03:25:13

Highest Band Edge / 1 RB



Date: 20 JAN 2020 03:31:43

Band Edge / Full RB

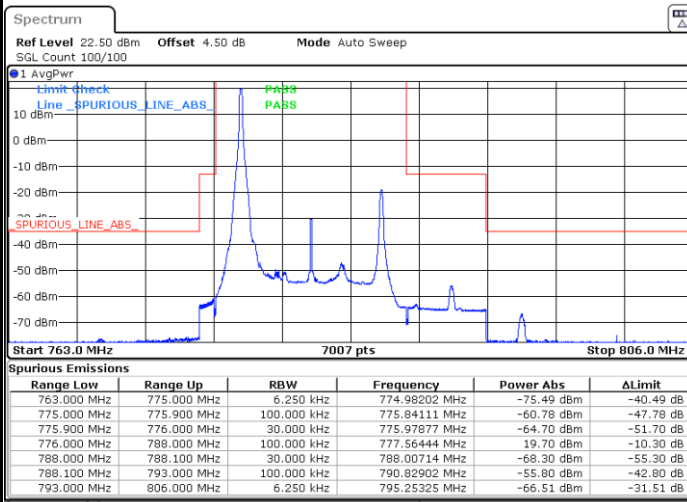


Date: 20 JAN 2020 03:26:50



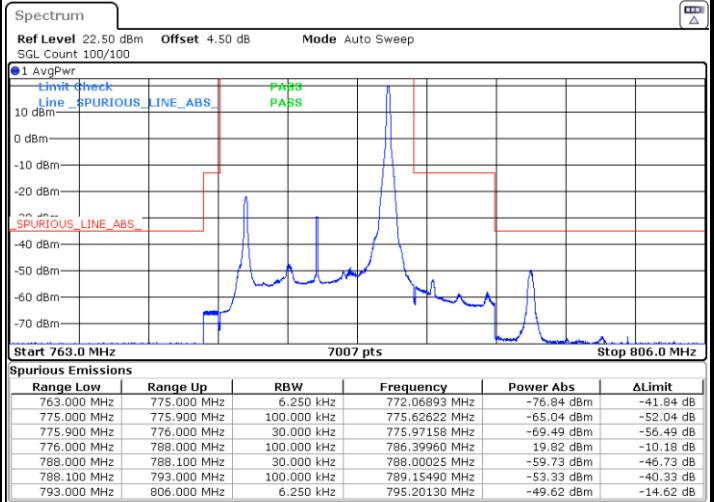
LTE Band 13 / 10MHz / 16QAM

Lowest Band Edge / 1 RB



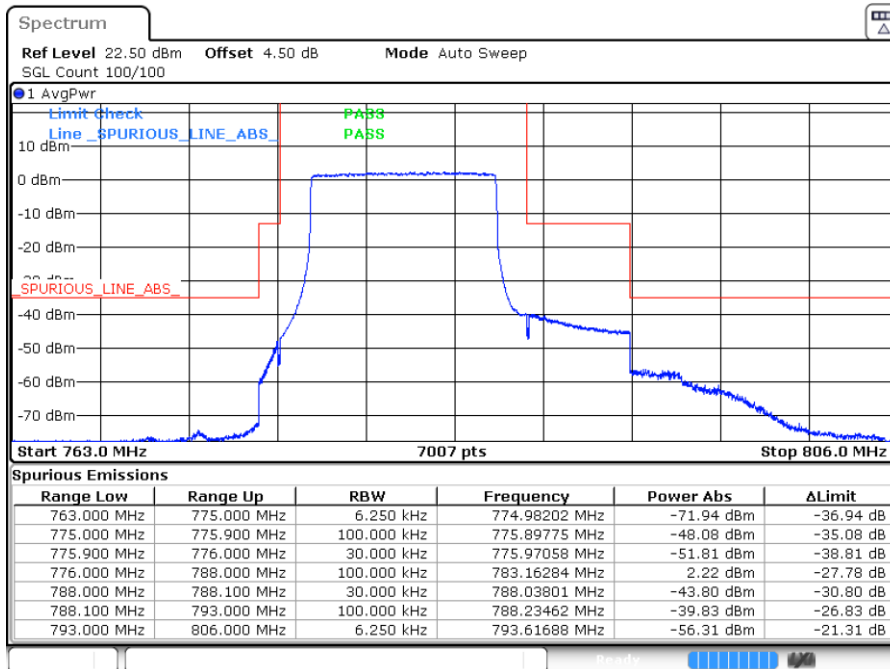
Date: 20 JAN 2020 03:23:35

Highest Band Edge / 1 RB



Date: 20 JAN 2020 03:30:05

Band Edge / Full RB

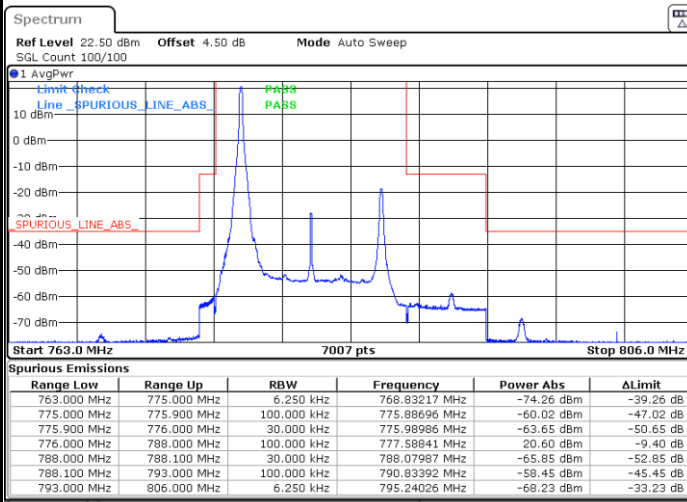


Date: 20 JAN 2020 03:28:28



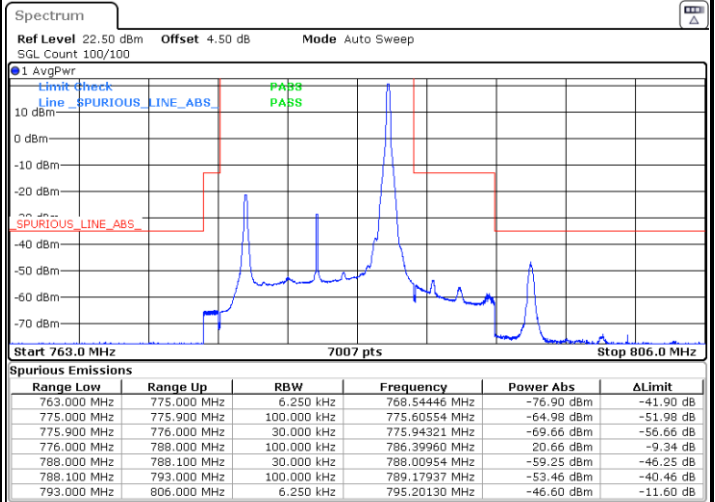
LTE Band 13 / 10MHz / 64QAM

Lowest Band Edge / 1 RB



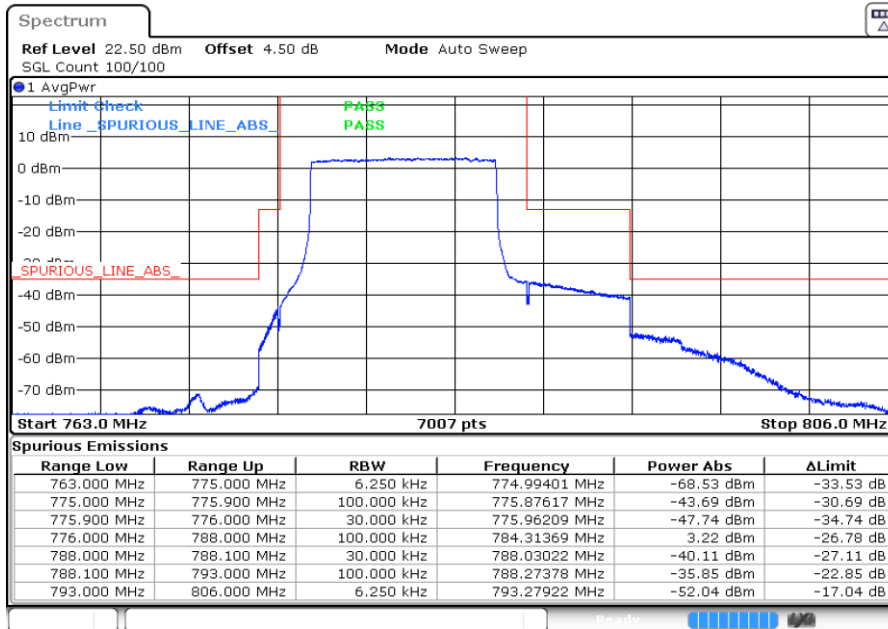
Date: 20 JAN 2020 03:47:38

Highest Band Edge / 1 RB



Date: 20 JAN 2020 03:49:16


Band Edge / Full RB



Date: 20 JAN 2020 03:50:53



# Conducted Spurious Emission

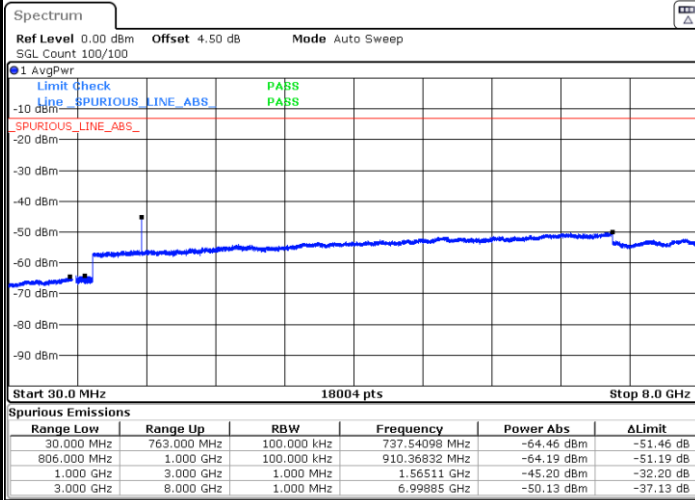






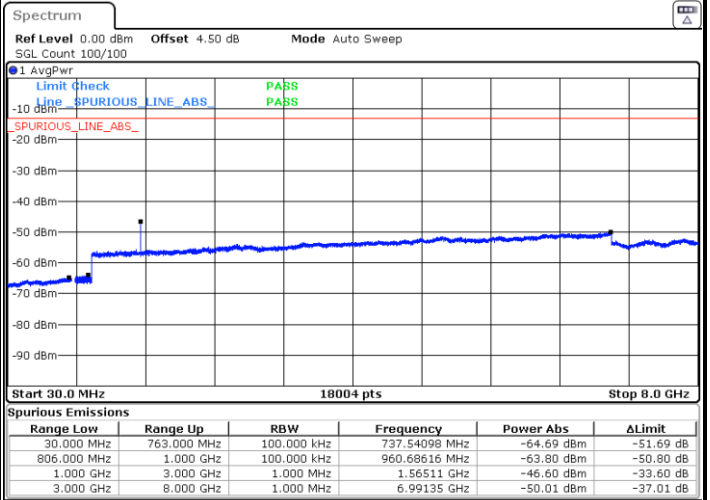
LTE Band 13 / 5MHz

Highest Channel / QPSK



Date: 20 JAN 2020 03:19:29

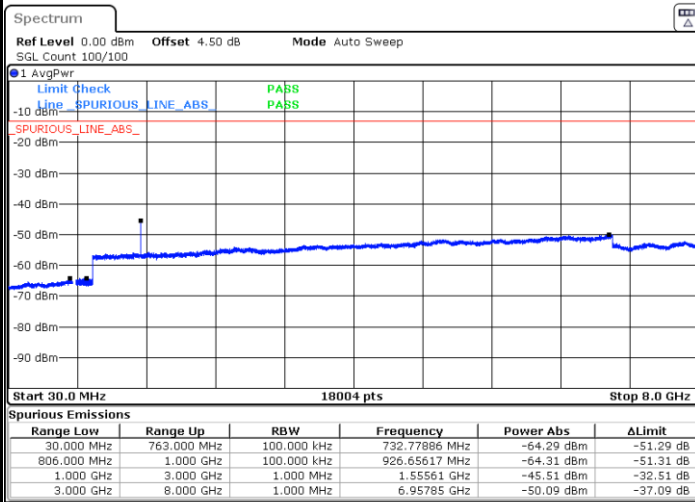
Highest Channel / 16QAM



Date: 20 JAN 2020 03:18:34

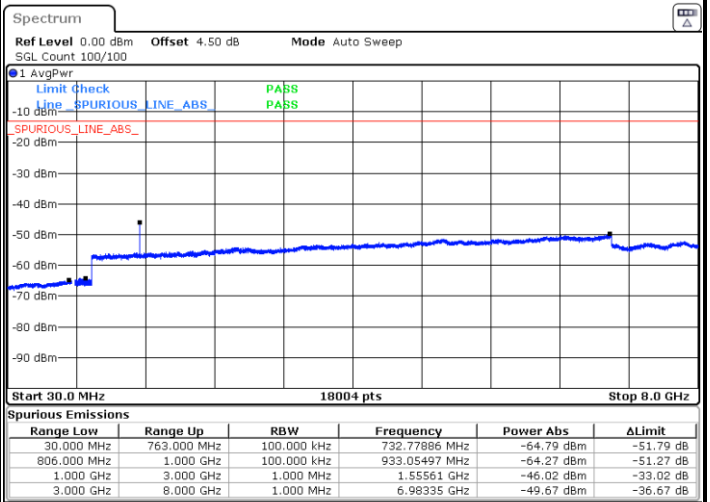
LTE Band 13 / 10MHz

Middle Channel / QPSK



Date: 20 JAN 2020 03:20:23

Middle Channel / 16QAM



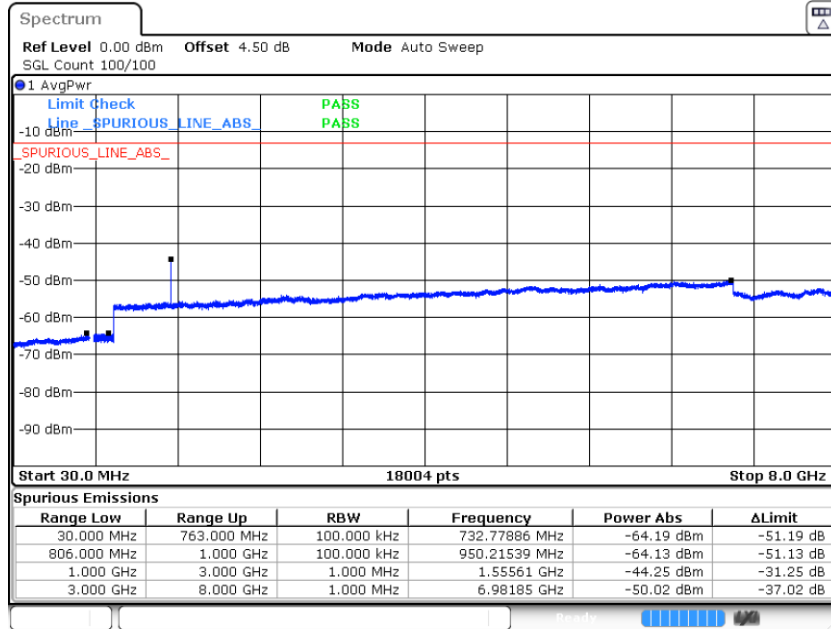
Date: 20 JAN 2020 03:21:17





LTE Band 13 / 10MHz

Middle Channel / 64QAM



Date: 20.JAN.2020 03:51:47



Frequency Stability

Test Conditions		LTE Band 13 (QPSK) / Middle Channel	Limit
Temperature (°C)	Voltage (Volt)	BW 10MHz	Note 2.
		Deviation (ppm)	Result
50	Normal Voltage	0.0016	PASS
40	Normal Voltage	0.0004	
30	Normal Voltage	0.0043	
20(Ref.)	Normal Voltage	0.0000	
10	Normal Voltage	0.0054	
0	Normal Voltage	0.0066	
-10	Normal Voltage	0.0010	
-20	Normal Voltage	0.0058	
-30	Normal Voltage	0.0066	
20	Maximum Voltage	0.0006	
20	Normal Voltage	0.0000	
20	Battery End Point	0.0046	

Note:

1. Normal Voltage =3.85 V. ; Battery End Point (BEP) =3.65 V. ; Maximum Voltage =4.4 V.
2. Note: The frequency fundamental emissions stay within the authorized frequency block.



## Appendix B. Test Results of Radiated Test

### Radiated Spurious Emission

LTE Band 2 / 20MHz / QPSK								
Channel	Frequency ( MHz )	EIRP ( dBm )	Limit ( dBm )	Over Limit ( dB )	S.G. Power ( dBm )	TX Cable loss ( dB )	TX Antenna Gain (dBi)	Polarization (H/V)
Middle	3741	-57.25	-13	-44.25	-69.51	2.641	14.90	H
	5613	-55.23	-13	-42.23	-67.09	2.94	14.80	H
	7488	-50.17	-13	-37.17	-59.94	3.39	13.16	H
	3741	-56.44	-13	-43.44	-68.70	2.64	14.90	V
	5613	-54.44	-13	-41.44	-66.30	2.94	14.80	V
	7488	-49.41	-13	-36.41	-59.18	3.39	13.16	V

Remark: Spurious emissions within 30-1000MHz were found more than 20dB below limit line.

LTE Band 5 / 10MHz / QPSK								
Channel	Frequency ( MHz )	ERP ( dBm )	Limit ( dBm )	Over Limit ( dB )	S.G. Power ( dBm )	TX Cable loss ( dB )	TX Antenna Gain (dBi)	Polarization (H/V)
Middle	1664	-57.48	-13	-44.48	-64.45	1.58	10.70	H
	2496	-45.34	-13	-32.34	-53.59	2.102	12.50	H
	3330	-63.00	-13	-50.00	-71.89	2.856	13.90	H
	1664	-57.18	-13	-44.18	-64.15	1.58	10.70	V
	2496	-42.18	-13	-29.18	-50.43	2.10	12.50	V
	3330	-63.22	-13	-50.22	-72.11	2.86	13.90	V

Remark: Spurious emissions within 30-1000MHz were found more than 20dB below limit line.



LTE Band 13 / 5MHz / QPSK								
Channel	Frequency ( MHz )	ERP ( dBm )	Limit ( dBm )	Over Limit ( dB )	S.G. Power ( dBm )	TX Cable loss ( dB )	TX Antenna Gain (dBi)	Polarization (H/V)
Middle	1560	-60.62	-42.15	-18.47	-63.25	1.09	5.87	H
	2340	-56.12	-13	-43.12	-58.52	1.37	5.92	H
	3120	-62.83	-13	-49.83	-66.72	1.64	7.68	H
	1560	-58.41	-42.15	-16.26	-61.04	1.09	5.87	V
	2340	-51.22	-13	-38.22	-53.62	1.37	5.92	V
	3120	-62.53	-13	-49.53	-66.42	1.64	7.68	V

Remark: Spurious emissions within 30-1000MHz were found more than 20dB below limit line.

LTE Band 13 / 10MHz / QPSK								
Channel	Frequency ( MHz )	ERP ( dBm )	Limit ( dBm )	Over Limit ( dB )	S.G. Power ( dBm )	TX Cable loss ( dB )	TX Antenna Gain (dBi)	Polarization (H/V)
Middle	1556	-62.77	-13	-49.77	-65.40	1.09	5.87	H
	2332	-57.85	-13	-44.85	-60.25	1.37	5.92	H
	3108	-62.79	-13	-49.79	-66.68	1.64	7.68	H
	1556	-60.19	-13	-47.19	-62.82	1.09	5.87	V
	2332	-53.85	-13	-40.85	-56.25	1.37	5.92	V
	3108	-62.95	-13	-49.95	-66.84	1.64	7.68	V

Remark: Spurious emissions within 30-1000MHz were found more than 20dB below limit line.