



In Collaboration with
s p e a g
CALIBRATION LABORATORY



中国认可
国际互认
校准
CALIBRATION
CNAS L0570

Add: No.51 Xueyuan Road, Haidian District, Beijing, 100191, China
Tel: +86-10-62304633-2079 Fax: +86-10-62304633-2504
E-mail: cttl@chinattl.com http://www.chinattl.cn

Client **Sporton**

Certificate No: **Z19-60087**

CALIBRATION CERTIFICATE

Object **D2450V2 - SN: 908**

Calibration Procedure(s) **FF-Z11-003-01**
Calibration Procedures for dipole validation kits

Calibration date: **March 25, 2019**

This calibration Certificate documents the traceability to national standards, which realize the physical units of measurements(SI). The measurements and the uncertainties with confidence probability are given on the following pages and are part of the certificate.

All calibrations have been conducted in the closed laboratory facility: environment temperature(22±3)°C and humidity<70%.

Calibration Equipment used (M&TE critical for calibration)

Primary Standards	ID #	Cal Date(Calibrated by, Certificate No.)	Scheduled Calibration
Power Meter NRP2	106277	20-Aug-18 (CTTL, No.J18X06862)	Aug-19
Power sensor NRP8S	104291	20-Aug-18 (CTTL, No.J18X06862)	Aug-19
Reference Probe EX3DV4	SN 3617	31-Jan-19(SPEAG,No.EX3-3617_Jan19)	Jan-20
DAE4	SN 1331	06-Feb-19(SPEAG,No.DAE4-1331_Feb19)	Feb-20
Secondary Standards	ID #	Cal Date(Calibrated by, Certificate No.)	Scheduled Calibration
Signal Generator E4438C	MY49071430	23-Jan-19 (CTTL, No.J19X00336)	Jan-20
NetworkAnalyzer E5071C	MY46110673	24-Jan-19 (CTTL, No.J19X00547)	Jan-20

	Name	Function	Signature
Calibrated by:	Zhao Jing	SAR Test Engineer	
Reviewed by:	Lin Hao	SAR Test Engineer	
Approved by:	Qi Dianyuan	SAR Project Leader	

Issued: March 28, 2019

This calibration certificate shall not be reproduced except in full without written approval of the laboratory.



In Collaboration with

s p e a g

CALIBRATION LABORATORY

Add: No.51 Xueyuan Road, Haidian District, Beijing, 100191, China

Tel: +86-10-62304633-2079

Fax: +86-10-62304633-2504

E-mail: cttl@chinattl.com

http://www.chinattl.cn

Glossary:

TSL	tissue simulating liquid
ConvF	sensitivity in TSL / NORM _{x,y,z}
N/A	not applicable or not measured

Calibration is Performed According to the Following Standards:

- IEEE Std 1528-2013, "IEEE Recommended Practice for Determining the Peak Spatial-Averaged Specific Absorption Rate (SAR) in the Human Head from Wireless Communications Devices: Measurement Techniques", June 2013
- IEC 62209-1, "Measurement procedure for assessment of specific absorption rate of human exposure to radio frequency fields from hand-held and body-mounted wireless communication devices- Part 1: Device used next to the ear (Frequency range of 300MHz to 6GHz)", July 2016
- IEC 62209-2, "Procedure to measure the Specific Absorption Rate (SAR) For wireless communication devices used in close proximity to the human body (frequency range of 30MHz to 6GHz)", March 2010
- KDB865664, SAR Measurement Requirements for 100 MHz to 6 GHz

Additional Documentation:

- DASY4/5 System Handbook

Methods Applied and Interpretation of Parameters:

- Measurement Conditions:** Further details are available from the Validation Report at the end of the certificate. All figures stated in the certificate are valid at the frequency indicated.
- Antenna Parameters with TSL:** The dipole is mounted with the spacer to position its feed point exactly below the center marking of the flat phantom section, with the arms oriented parallel to the body axis.
- Feed Point Impedance and Return Loss:** These parameters are measured with the dipole positioned under the liquid filled phantom. The impedance stated is transformed from the measurement at the SMA connector to the feed point. The Return Loss ensures low reflected power. No uncertainty required.
- Electrical Delay:** One-way delay between the SMA connector and the antenna feed point. No uncertainty required.
- SAR measured:** SAR measured at the stated antenna input power.
- SAR normalized:** SAR as measured, normalized to an input power of 1 W at the antenna connector.
- SAR for nominal TSL parameters:** The measured TSL parameters are used to calculate the nominal SAR result.

The reported uncertainty of measurement is stated as the standard uncertainty of Measurement multiplied by the coverage factor $k=2$, which for a normal distribution Corresponds to a coverage probability of approximately 95%.



Measurement Conditions

DASY system configuration, as far as not given on page 1.

DASY Version	DASY52	52.10.2.1495
Extrapolation	Advanced Extrapolation	
Phantom	Triple Flat Phantom 5.1C	
Distance Dipole Center - TSL	10 mm	with Spacer
Zoom Scan Resolution	dx, dy, dz = 5 mm	
Frequency	2450 MHz ± 1 MHz	

Head TSL parameters

The following parameters and calculations were applied.

	Temperature	Permittivity	Conductivity
Nominal Head TSL parameters	22.0 °C	39.2	1.80 mho/m
Measured Head TSL parameters	(22.0 ± 0.2) °C	39.6 ± 6 %	1.84 mho/m ± 6 %
Head TSL temperature change during test	<1.0 °C	---	---

SAR result with Head TSL

SAR averaged over 1 cm ³ (1 g) of Head TSL	Condition	
SAR measured	250 mW input power	13.3 W/kg
SAR for nominal Head TSL parameters	normalized to 1W	52.8 W/kg ± 18.8 % (k=2)
SAR averaged over 10 cm ³ (10 g) of Head TSL	Condition	
SAR measured	250 mW input power	6.07 W/kg
SAR for nominal Head TSL parameters	normalized to 1W	24.2 W/kg ± 18.7 % (k=2)

Body TSL parameters

The following parameters and calculations were applied.

	Temperature	Permittivity	Conductivity
Nominal Body TSL parameters	22.0 °C	52.7	1.95 mho/m
Measured Body TSL parameters	(22.0 ± 0.2) °C	53.8 ± 6 %	2.00 mho/m ± 6 %
Body TSL temperature change during test	<1.0 °C	---	---

SAR result with Body TSL

SAR averaged over 1 cm ³ (1 g) of Body TSL	Condition	
SAR measured	250 mW input power	12.8 W/kg
SAR for nominal Body TSL parameters	normalized to 1W	50.8 W/kg ± 18.8 % (k=2)
SAR averaged over 10 cm ³ (10 g) of Body TSL	Condition	
SAR measured	250 mW input power	5.91 W/kg
SAR for nominal Body TSL parameters	normalized to 1W	23.6 W/kg ± 18.7 % (k=2)



Add: No.51 Xueyuan Road, Haidian District, Beijing, 100191, China
Tel: +86-10-62304633-2079 Fax: +86-10-62304633-2504
E-mail: cttl@chinattl.com http://www.chinattl.cn

Appendix (Additional assessments outside the scope of CNAS L0570)

Antenna Parameters with Head TSL

Impedance, transformed to feed point	$57.3\Omega + 5.18 j\Omega$
Return Loss	- 21.6dB

Antenna Parameters with Body TSL

Impedance, transformed to feed point	$52.6\Omega + 5.81 j\Omega$
Return Loss	- 24.1dB

General Antenna Parameters and Design

Electrical Delay (one direction)	1.020 ns
----------------------------------	----------

After long term use with 100W radiated power, only a slight warming of the dipole near the feedpoint can be measured.

The dipole is made of standard semirigid coaxial cable. The center conductor of the feeding line is directly connected to the second arm of the dipole. The antenna is therefore short-circuited for DC-signals. On some of the dipoles, small end caps are added to the dipole arms in order to improve matching when loaded according to the position as explained in the "Measurement Conditions" paragraph. The SAR data are not affected by this change. The overall dipole length is still according to the Standard.

No excessive force must be applied to the dipole arms, because they might bend or the soldered connections near the feedpoint may be damaged.

Additional EUT Data

Manufactured by	SPEAG
-----------------	-------



Add: No.51 Xueyuan Road, Haidian District, Beijing, 100191, China
Tel: +86-10-62304633-2079 Fax: +86-10-62304633-2504
E-mail: cttl@chinattl.com http://www.chinattl.cn

DASY5 Validation Report for Head TSL

Date: 03.25.2019

Test Laboratory: CTTL, Beijing, China

DUT: Dipole 2450 MHz; Type: D2450V2; Serial: D2450V2 - SN: 908

Communication System: UID 0, CW; Frequency: 2450 MHz; Duty Cycle: 1:1

Medium parameters used: $f = 2450$ MHz; $\sigma = 1.841$ S/m; $\epsilon_r = 39.63$; $\rho = 1000$ kg/m³

Phantom section: Right Section

DASY5 Configuration:

- Probe: EX3DV4 - SN3617; ConvF(7.62, 7.62, 7.62) @ 2450 MHz; Calibrated: 1/31/2019
- Sensor-Surface: 1.4mm (Mechanical Surface Detection)
- Electronics: DAE4 Sn1331; Calibrated: 2/6/2019
- Phantom: MFP_V5.1C ; Type: QD 000 P51CA; Serial: 1062
- Measurement SW: DASY52, Version 52.10 (2); SEMCAD X Version 14.6.12 (7450)

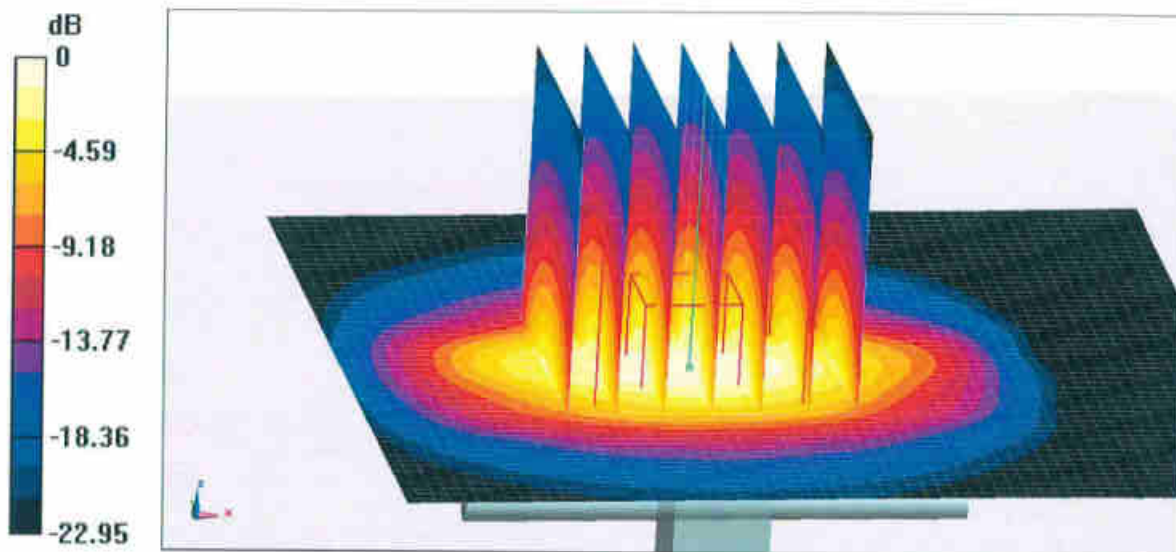
Dipole Calibration/Zoom Scan (7x7x7) (7x7x7)/Cube 0: Measurement grid: dx=5mm, dy=5mm, dz=5mm

Reference Value = 96.04 V/m; Power Drift = 0.04 dB

Peak SAR (extrapolated) = 28.3 W/kg

SAR(1 g) = 13.3 W/kg; SAR(10 g) = 6.07 W/kg

Maximum value of SAR (measured) = 22.4 W/kg

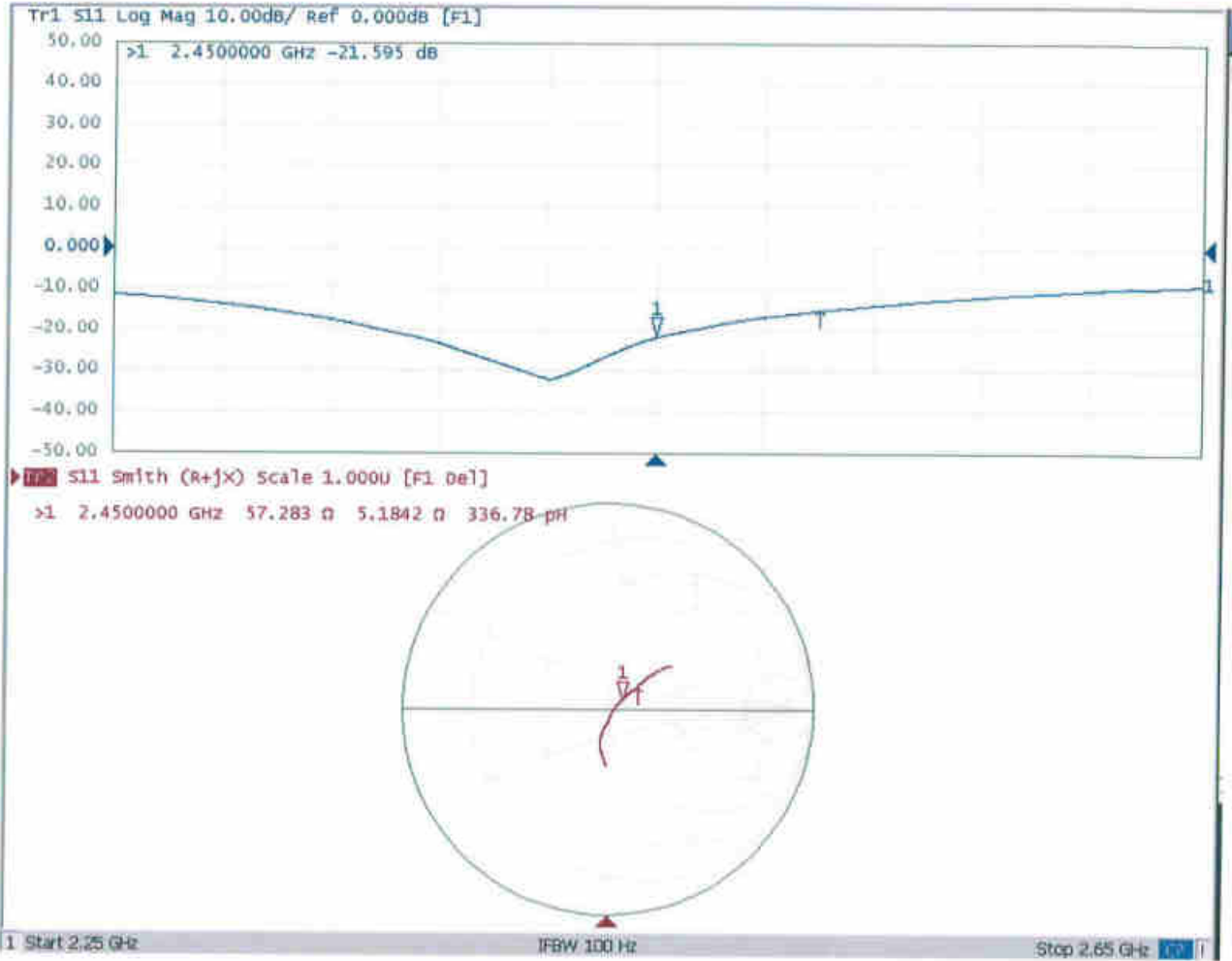


0 dB = 22.4 W/kg = 13.50 dBW/kg



Add: No.51 Xueyuan Road, Haidian District, Beijing, 100191, China
Tel: +86-10-62304633-2079 Fax: +86-10-62304633-2504
E-mail: cttl@chinattl.com http://www.chinattl.cn

Impedance Measurement Plot for Head TSL





Add: No.51 Xueyuan Road, Haidian District, Beijing, 100191, China
Tel: +86-10-62304633-2079 Fax: +86-10-62304633-2504
E-mail: ettl@chinattl.com http://www.chinattl.cn

DASY5 Validation Report for Body TSL

Date: 03.25.2019

Test Laboratory: CTTL, Beijing, China

DUT: Dipole 2450 MHz; Type: D2450V2; Serial: D2450V2 - SN: 908

Communication System: UID 0, CW; Frequency: 2450 MHz; Duty Cycle: 1:1

Medium parameters used: $f = 2450$ MHz; $\sigma = 2.003$ S/m; $\epsilon_r = 53.78$; $\rho = 1000$ kg/m³

Phantom section: Center Section

DASY5 Configuration:

- Probe: EX3DV4 - SN3617; ConvF(7.79, 7.79, 7.79) @ 2450 MHz; Calibrated: 1/31/2019
- Sensor-Surface: 1.4mm (Mechanical Surface Detection)
- Electronics: DAE4 Sn1331; Calibrated: 2/6/2019
- Phantom: MFP_V5.1C ; Type: QD 000 P51CA; Serial: 1062
- Measurement SW: DASY52, Version 52.10 (2); SEMCAD X Version 14.6.12 (7450)

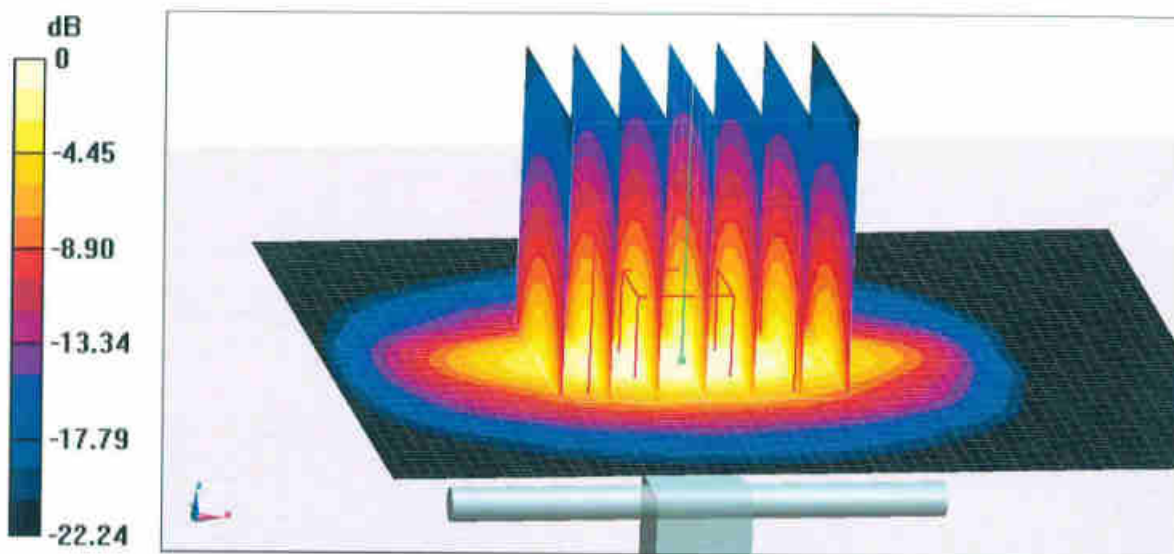
Dipole Calibration/Zoom Scan (7x7x7) (7x7x7)/Cube 0: Measurement grid: dx=5mm, dy=5mm, dz=5mm

Reference Value = 95.51 V/m; Power Drift = -0.02 dB

Peak SAR (extrapolated) = 27.1 W/kg

SAR(1 g) = 12.8 W/kg; SAR(10 g) = 5.91 W/kg

Maximum value of SAR (measured) = 21.4 W/kg

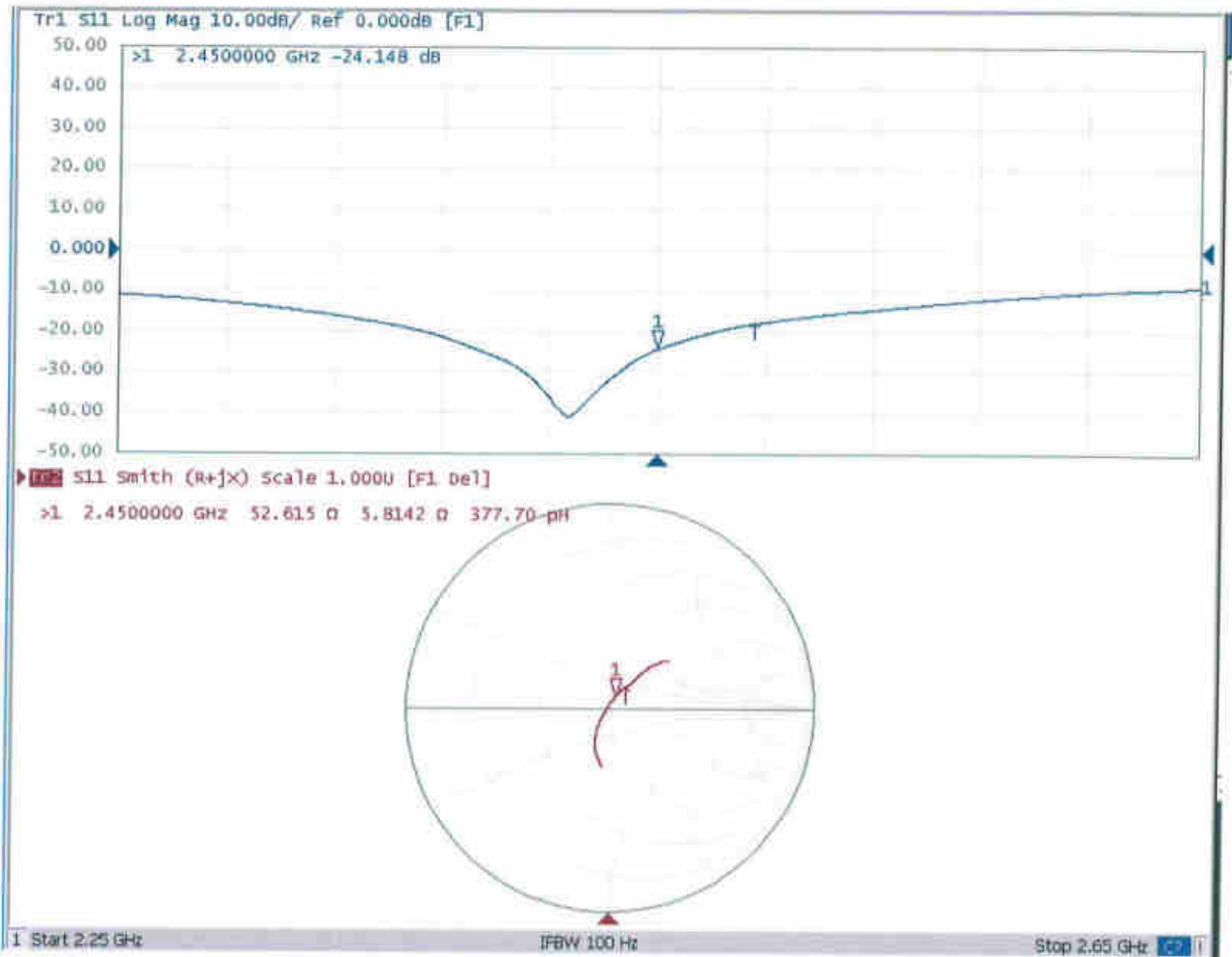


0 dB = 21.4 W/kg = 13.30 dBW/kg



Add: No.51 Xueyuan Road, Haidian District, Beijing, 100191, China
Tel: +86-10-62304633-2079 Fax: +86-10-62304633-2504
E-mail: cttl@chinattl.com http://www.chinattl.cn

Impedance Measurement Plot for Body TSL





Add: No.51 Xueyuan Road, Haidian District, Beijing, 100191, China
Tel: +86-10-62304633-2079 Fax: +86-10-62304633-2504
E-mail: cttl@chinattl.com http://www.chinattl.cn

Client **Sporton**

Certificate No: **Z18-60490**

CALIBRATION CERTIFICATE

Object **D2600V2 - SN: 1061**

Calibration Procedure(s) **FF-Z11-003-01**
Calibration Procedures for dipole validation kits

Calibration date: **December 7, 2018**

This calibration Certificate documents the traceability to national standards, which realize the physical units of measurements(SI). The measurements and the uncertainties with confidence probability are given on the following pages and are part of the certificate.

All calibrations have been conducted in the closed laboratory facility: environment temperature(22±3)°C and humidity<70%.

Calibration Equipment used (M&TE critical for calibration)

Primary Standards	ID #	Cal Date(Calibrated by, Certificate No.)	Scheduled Calibration
Power Meter NRVD	102196	07-Mar-18 (CTTL, No.J18X01510)	Mar-19
Power sensor NRV-Z5	100596	07-Mar-18 (CTTL, No.J18X01510)	Mar-19
Reference Probe EX3DV4	SN 7514	27-Aug-18(SPEAG,No.EX3-7514_Aug18)	Aug-19
DAE4	SN 1555	20-Aug-18(SPEAG,No.DAE4-1555_Aug18)	Aug-19
Secondary Standards	ID #	Cal Date(Calibrated by, Certificate No.)	Scheduled Calibration
Signal Generator E4438C	MY49071430	23-Jan-18 (CTTL, No.J18X00560)	Jan-19
Network Analyzer E5071C	MY46110673	24-Jan-18 (CTTL, No.J18X00561)	Jan-19

	Name	Function	Signature
Calibrated by:	Zhao Jing	SAR Test Engineer	
Reviewed by:	Lin Hao	SAR Test Engineer	
Approved by:	Qi Dianyuan	SAR Project Leader	

Issued: December 10, 2018

This calibration certificate shall not be reproduced except in full without written approval of the laboratory.



In Collaboration with

s p e a g
CALIBRATION LABORATORY

Add: No.51 Xueyuan Road, Haidian District, Beijing, 100191, China

Tel: +86-10-62304633-2079

Fax: +86-10-62304633-2504

E-mail: cttl@chinattl.com

http://www.chinattl.cn

Glossary:

TSL	tissue simulating liquid
ConvF	sensitivity in TSL / NORM _{x,y,z}
N/A	not applicable or not measured

Calibration is Performed According to the Following Standards:

- IEEE Std 1528-2013, "IEEE Recommended Practice for Determining the Peak Spatial-Averaged Specific Absorption Rate (SAR) in the Human Head from Wireless Communications Devices: Measurement Techniques", June 2013
- IEC 62209-1, "Measurement procedure for assessment of specific absorption rate of human exposure to radio frequency fields from hand-held and body-mounted wireless communication devices- Part 1: Device used next to the ear (Frequency range of 300MHz to 6GHz)", July 2016
- IEC 62209-2, "Procedure to measure the Specific Absorption Rate (SAR) For wireless communication devices used in close proximity to the human body (frequency range of 30MHz to 6GHz)", March 2010
- KDB865664, SAR Measurement Requirements for 100 MHz to 6 GHz

Additional Documentation:

- DASY4/5 System Handbook

Methods Applied and Interpretation of Parameters:

- Measurement Conditions:** Further details are available from the Validation Report at the end of the certificate. All figures stated in the certificate are valid at the frequency indicated.
- Antenna Parameters with TSL:** The dipole is mounted with the spacer to position its feed point exactly below the center marking of the flat phantom section, with the arms oriented parallel to the body axis.
- Feed Point Impedance and Return Loss:** These parameters are measured with the dipole positioned under the liquid filled phantom. The impedance stated is transformed from the measurement at the SMA connector to the feed point. The Return Loss ensures low reflected power. No uncertainty required.
- Electrical Delay:** One-way delay between the SMA connector and the antenna feed point. No uncertainty required.
- SAR measured:** SAR measured at the stated antenna input power.
- SAR normalized:** SAR as measured, normalized to an input power of 1 W at the antenna connector.
- SAR for nominal TSL parameters:** The measured TSL parameters are used to calculate the nominal SAR result.

The reported uncertainty of measurement is stated as the standard uncertainty of Measurement multiplied by the coverage factor $k=2$, which for a normal distribution Corresponds to a coverage probability of approximately 95%.



Measurement Conditions

DASY system configuration, as far as not given on page 1.

DASY Version	DASY52	52.10.2.1495
Extrapolation	Advanced Extrapolation	
Phantom	Triple Flat Phantom 5.1C	
Distance Dipole Center - TSL	10 mm	with Spacer
Zoom Scan Resolution	dx, dy, dz = 5 mm	
Frequency	2600 MHz ± 1 MHz	

Head TSL parameters

The following parameters and calculations were applied.

	Temperature	Permittivity	Conductivity
Nominal Head TSL parameters	22.0 °C	39.0	1.96 mho/m
Measured Head TSL parameters	(22.0 ± 0.2) °C	39.1 ± 6 %	1.93 mho/m ± 6 %
Head TSL temperature change during test	<1.0 °C	---	---

SAR result with Head TSL

SAR averaged over 1 cm ³ (1 g) of Head TSL	Condition	
SAR measured	250 mW input power	14.3 mW / g
SAR for nominal Head TSL parameters	normalized to 1W	57.7 mW / g ± 18.8 % (k=2)
SAR averaged over 10 cm ³ (10 g) of Head TSL	Condition	
SAR measured	250 mW input power	6.45 mW / g
SAR for nominal Head TSL parameters	normalized to 1W	25.9 mW / g ± 18.7 % (k=2)

Body TSL parameters

The following parameters and calculations were applied.

	Temperature	Permittivity	Conductivity
Nominal Body TSL parameters	22.0 °C	52.5	2.16 mho/m
Measured Body TSL parameters	(22.0 ± 0.2) °C	51.0 ± 6 %	2.18 mho/m ± 6 %
Body TSL temperature change during test	<1.0 °C	---	---

SAR result with Body TSL

SAR averaged over 1 cm ³ (1 g) of Body TSL	Condition	
SAR measured	250 mW input power	13.7 mW / g
SAR for nominal Body TSL parameters	normalized to 1W	54.2 mW / g ± 18.8 % (k=2)
SAR averaged over 10 cm ³ (10 g) of Body TSL	Condition	
SAR measured	250 mW input power	6.11 mW / g
SAR for nominal Body TSL parameters	normalized to 1W	24.3 mW / g ± 18.7 % (k=2)



Add: No.51 Xueyuan Road, Haidian District, Beijing, 100191, China
Tel: +86-10-62304633-2079 Fax: +86-10-62304633-2504
E-mail: cttl@chinattl.com http://www.chinattl.cn

Appendix(Additional assessments outside the scope of CNAS L0570)

Antenna Parameters with Head TSL

Impedance, transformed to feed point	49.8Ω- 7.00jΩ
Return Loss	- 23.1dB

Antenna Parameters with Body TSL

Impedance, transformed to feed point	45.6Ω- 5.41jΩ
Return Loss	- 22.8dB

General Antenna Parameters and Design

Electrical Delay (one direction)	1.012 ns
----------------------------------	----------

After long term use with 100W radiated power, only a slight warming of the dipole near the feedpoint can be measured.

The dipole is made of standard semirigid coaxial cable. The center conductor of the feeding line is directly connected to the second arm of the dipole. The antenna is therefore short-circuited for DC-signals. On some of the dipoles, small end caps are added to the dipole arms in order to improve matching when loaded according to the position as explained in the "Measurement Conditions" paragraph. The SAR data are not affected by this change. The overall dipole length is still according to the Standard. No excessive force must be applied to the dipole arms, because they might bend or the soldered connections near the feedpoint may be damaged.

Additional EUT Data

Manufactured by	SPEAG
-----------------	-------

DASY5 Validation Report for Head TSL

Date: 12.06.2018

Test Laboratory: CTTL, Beijing, China

DUT: Dipole 2600 MHz; Type: D2600V2; Serial: D2600V2 - SN: 1061

Communication System: UID 0, CW; Frequency: 2600 MHz; Duty Cycle: 1:1

Medium parameters used: $f = 2600$ MHz; $\sigma = 1.926$ S/m; $\epsilon_r = 39.1$; $\rho = 1000$ kg/m³

Phantom section: Center Section

DASY5 Configuration:

- Probe: EX3DV4 - SN7514; ConvF(6.92, 6.92, 6.92) @ 2600 MHz; Calibrated: 8/27/2018
- Sensor-Surface: 1.4mm (Mechanical Surface Detection)
- Electronics: DAE4 Sn1555; Calibrated: 8/20/2018
- Phantom: MFP_V5.1C ; Type: QD 000 P51CA; Serial: 1062
- Measurement SW: DASY52, Version 52.10 (2); SEMCAD X Version 14.6.12 (7450)


Dipole Calibration/Zoom Scan (7x7x7) (7x7x7)/Cube 0: Measurement grid: dx=5mm, dy=5mm, dz=5mm

Reference Value = 103.5 V/m; Power Drift = 0.01 dB

Peak SAR (extrapolated) = 31.0 W/kg

SAR(1 g) = 14.3 W/kg; SAR(10 g) = 6.45 W/kg

Maximum value of SAR (measured) = 24.7 W/kg

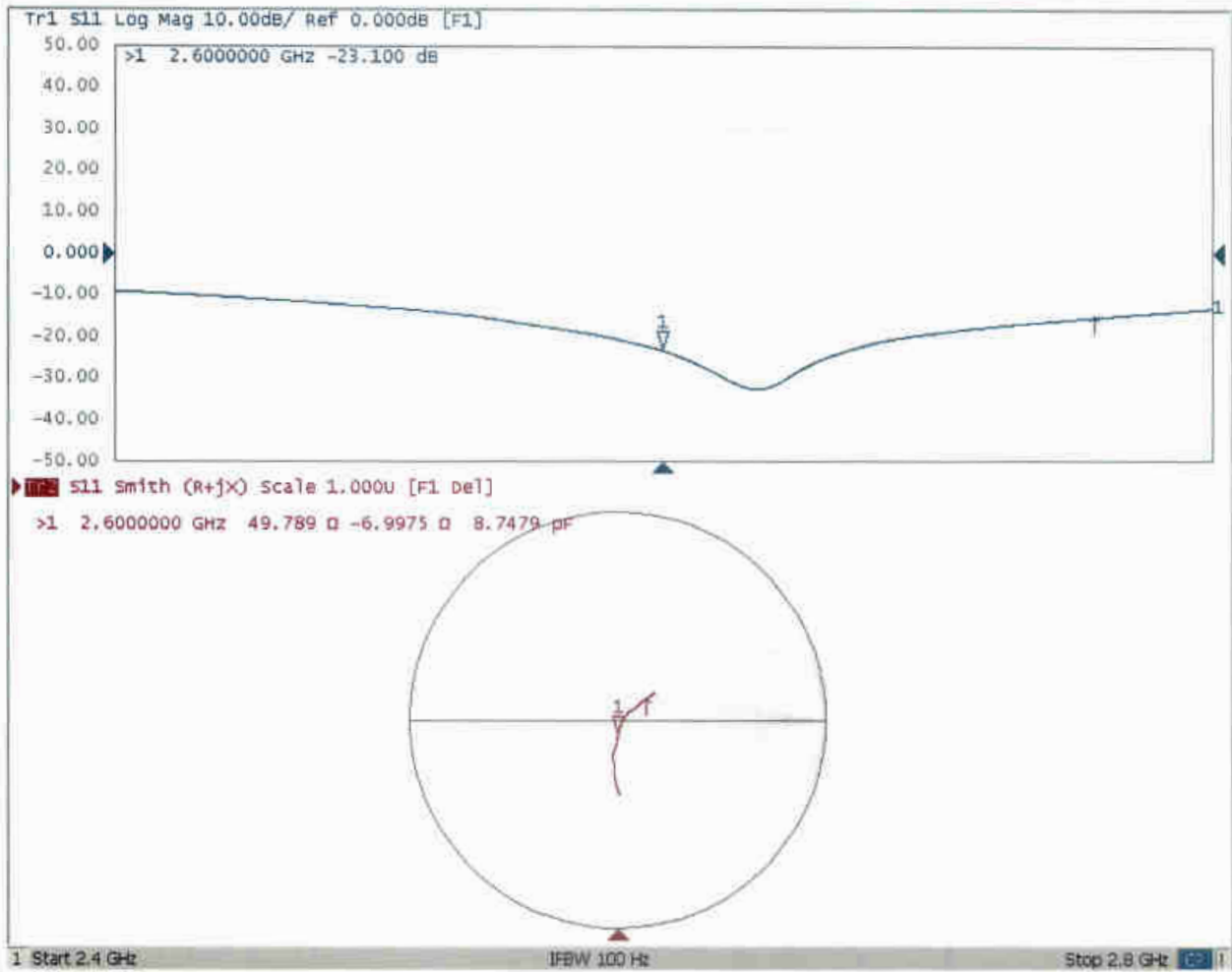


0 dB = 24.7 W/kg = 13.93 dBW/kg



Add: No.51 Xueyuan Road, Haidian District, Beijing, 100191, China
Tel: +86-10-62304633-2079 Fax: +86-10-62304633-2504
E-mail: cttl@chinattl.com http://www.chinattl.cn

Impedance Measurement Plot for Head TSL



DASY5 Validation Report for Body TSL

Date: 12.06.2018

Test Laboratory: CTTL, Beijing, China

DUT: Dipole 2600 MHz; Type: D2600V2; Serial: D2600V2 - SN: 1061

Communication System: UID 0, CW; Frequency: 2600 MHz; Duty Cycle: 1:1

Medium parameters used: $f = 2600$ MHz; $\sigma = 2.181$ S/m; $\epsilon_r = 51.03$; $\rho = 1000$ kg/m³

Phantom section: Right Section

DASY5 Configuration:

- Probe: EX3DV4 - SN7514; ConvF(7.06, 7.06, 7.06) @ 2600 MHz; Calibrated: 8/27/2018
- Sensor-Surface: 1.4mm (Mechanical Surface Detection)
- Electronics: DAE4 Sn1555; Calibrated: 8/20/2018
- Phantom: MFP_V5.1C ; Type: QD 000 P51CA; Serial: 1062
- Measurement SW: DASY52, Version 52.10 (2); SEMCAD X Version 14.6.12 (7450)


Dipole Calibration/Zoom Scan (7x7x7) (7x7x7)/Cube 0: Measurement grid: dx=5mm, dy=5mm, dz=5mm

Reference Value = 87.11 V/m; Power Drift = -0.02 dB

Peak SAR (extrapolated) = 29.3 W/kg

SAR(1 g) = 13.7 W/kg; SAR(10 g) = 6.11 W/kg

Maximum value of SAR (measured) = 23.4 W/kg

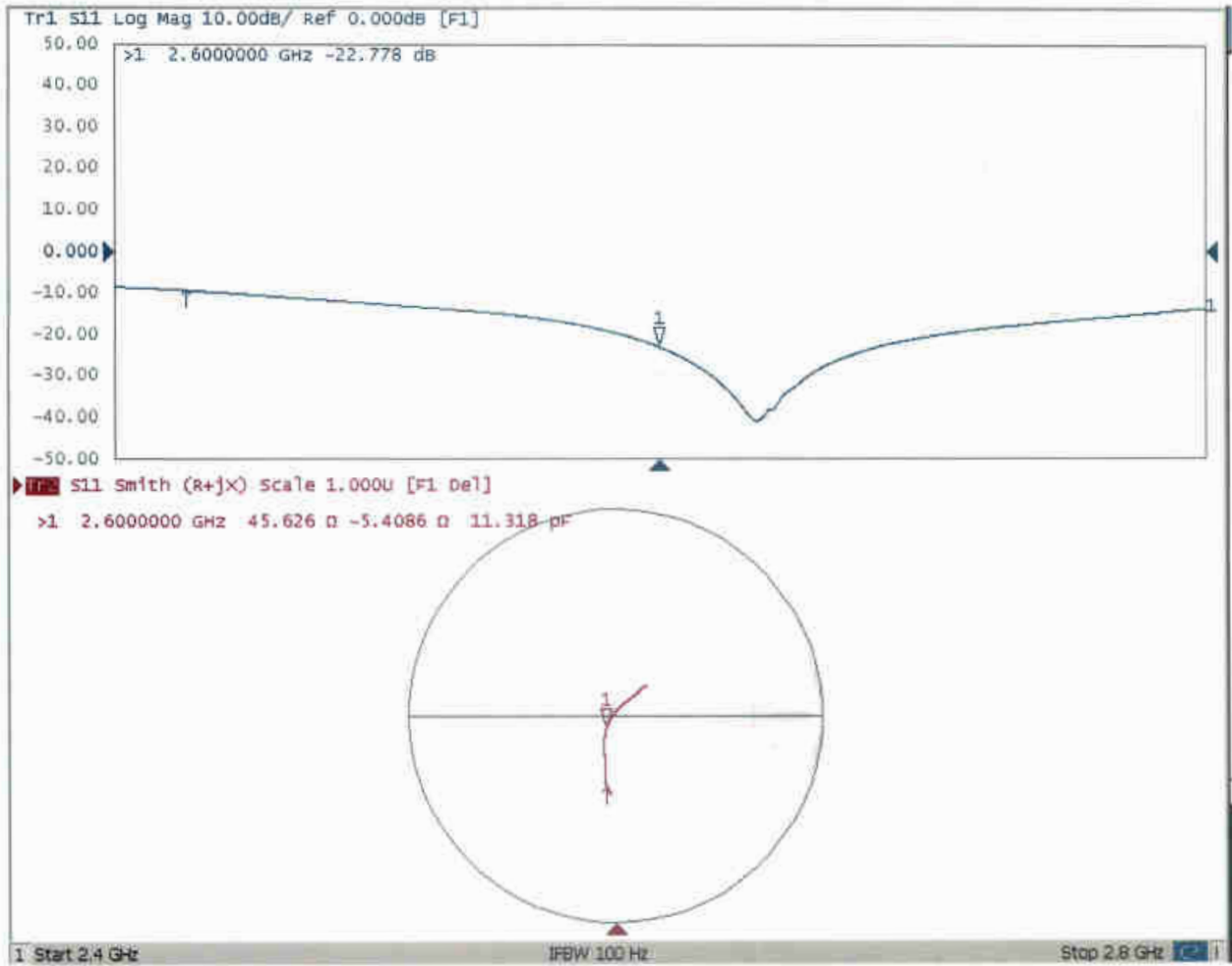


0 dB = 23.4 W/kg = 13.69 dBW/kg



Add: No.51 Xueyuan Road, Haidian District, Beijing, 100191, China
Tel: +86-10-62304633-2079 Fax: +86-10-62304633-2504
E-mail: cttl@chinattl.com http://www.chinattl.cn

Impedance Measurement Plot for Body TSL





D2600V2, Serial No. 1061 Extended Dipole Calibrations

Referring to KDB 865664 D01 v01r02, if dipoles are verified in return loss ($< -20\text{dB}$, within 20% of prior calibration), and in impedance (within 5 ohm of prior calibration), the annual calibration is not necessary and the calibration interval can be extended.

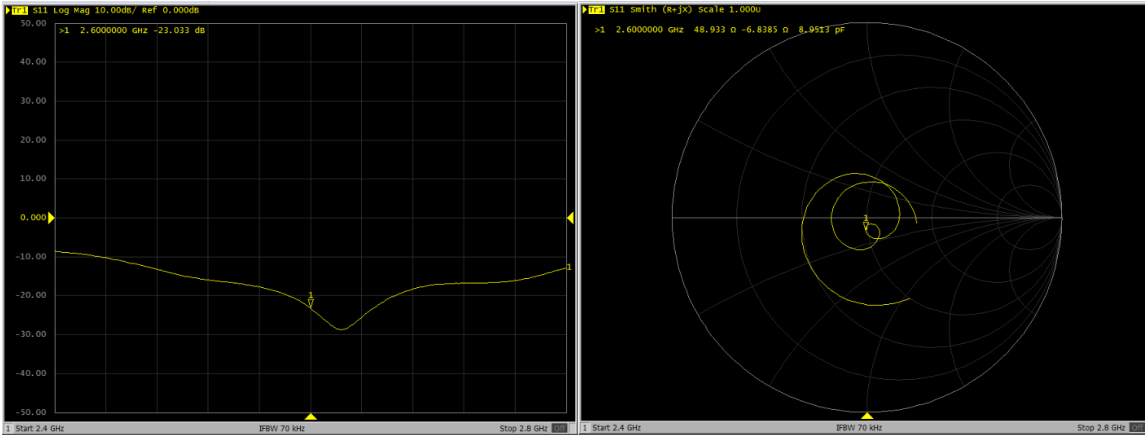
2600V2 – serial no. 1061												
	2600 Head						2600 Body					
Date of Measurement	Return-Loss (dB)	Delta (%)	Real Impedance (ohm)	Delta (ohm)	Imaginary Impedance (ohm)	Delta (ohm)	Return-Loss (dB)	Delta (%)	Real Impedance (ohm)	Delta (ohm)	Imaginary Impedance (ohm)	Delta (ohm)
2018.12.07	-23.1		49.8		-7		-22.8		45.6		-5.41	
2019.11.27	-23.0	0.00	48.9	0.90	-6.83	0.17	-22.6	0.01	44.6	1	-5.29	0.12

<Justification of the extended calibration>

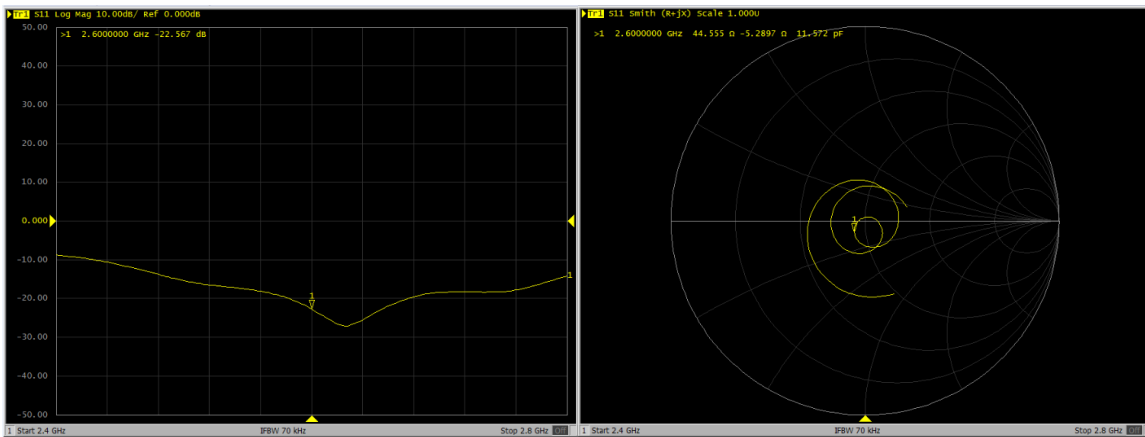
The return loss is $< -20\text{dB}$, within 20% of prior calibration; the impedance is within 5 ohm of prior calibration. Therefore the verification result should support extended calibration.

Dipole Verification Data > D2600V2, serial no. 1061

2600MHz – Head



2600MHz – Body





Accredited by the Swiss Accreditation Service (SAS)
The Swiss Accreditation Service is one of the signatories to the EA
Multilateral Agreement for the recognition of calibration certificates

Accreditation No.: **SCS 0108**

Client **Sporton**

Certificate No: **D5GHzV2-1113_Sep19**

CALIBRATION CERTIFICATE

Object **D5GHzV2 - SN:1113**

Calibration procedure(s) **QA CAL-22.v4
Calibration Procedure for SAR Validation Sources between 3-6 GHz**

Calibration date: **September 24, 2019**

This calibration certificate documents the traceability to national standards, which realize the physical units of measurements (SI).
The measurements and the uncertainties with confidence probability are given on the following pages and are part of the certificate.

All calibrations have been conducted in the closed laboratory facility: environment temperature (22 ± 3)°C and humidity < 70%.

Calibration Equipment used (M&TE critical for calibration)

Primary Standards	ID #	Cal Date (Certificate No.)	Scheduled Calibration
Power meter NRP	SN: 104778	03-Apr-19 (No. 217-02892/02893)	Apr-20
Power sensor NRP-Z91	SN: 103244	03-Apr-19 (No. 217-02892)	Apr-20
Power sensor NRP-Z91	SN: 103245	03-Apr-19 (No. 217-02893)	Apr-20
Reference 20 dB Attenuator	SN: 5058 (20k)	04-Apr-19 (No. 217-02894)	Apr-20
Type-N mismatch combination	SN: 5047.2 / 06327	04-Apr-19 (No. 217-02895)	Apr-20
Reference Probe EX3DV4	SN: 3503	25-Mar-19 (No. EX3-3503_Mar19)	Mar-20
DAE4	SN: 601	30-Apr-19 (No. DAE4-601_Apr19)	Apr-20
Secondary Standards	ID #	Check Date (in house)	Scheduled Check
Power meter E4419B	SN: GB39512475	30-Oct-14 (in house check Feb-19)	In house check: Oct-20
Power sensor HP 8481A	SN: US37292783	07-Oct-15 (in house check Oct-18)	In house check: Oct-20
Power sensor HP 8481A	SN: MY41092317	07-Oct-15 (in house check Oct-18)	In house check: Oct-20
RF generator R&S SMT-06	SN: 100972	15-Jun-15 (in house check Oct-18)	In house check: Oct-20
Network Analyzer Agilent E8358A	SN: US41080477	31-Mar-14 (in house check Oct-18)	In house check: Oct-19

Calibrated by: **Name: Jelton Kastrati, Function: Laboratory Technician, Signature: [Signature]**

Approved by: **Name: Katja Pokovic, Function: Technical Manager, Signature: [Signature]**

Issued: September 25, 2019

This calibration certificate shall not be reproduced except in full without written approval of the laboratory.



Accredited by the Swiss Accreditation Service (SAS).
The Swiss Accreditation Service is one of the signatories to the EA
Multilateral Agreement for the recognition of calibration certificates

Accreditation No.: SCS 0108

Glossary:

TSL	tissue simulating liquid
ConvF	sensitivity in TSL / NORM x,y,z
N/A	not applicable or not measured

Calibration is Performed According to the Following Standards:

- IEEE Std 1528-2013, "IEEE Recommended Practice for Determining the Peak Spatial-Averaged Specific Absorption Rate (SAR) in the Human Head from Wireless Communications Devices: Measurement Techniques", June 2013
- IEC 62209-1, "Measurement procedure for the assessment of Specific Absorption Rate (SAR) from hand-held and body-mounted devices used next to the ear (frequency range of 300 MHz to 6 GHz)", July 2016
- IEC 62209-2, "Procedure to determine the Specific Absorption Rate (SAR) for wireless communication devices used in close proximity to the human body (frequency range of 30 MHz to 6 GHz)", March 2010
- KDB 865664, "SAR Measurement Requirements for 100 MHz to 6 GHz"

Additional Documentation:

- DASY4/5 System Handbook

Methods Applied and Interpretation of Parameters:

- Measurement Conditions:** Further details are available from the Validation Report at the end of the certificate. All figures stated in the certificate are valid at the frequency indicated.
- Antenna Parameters with TSL:** The dipole is mounted with the spacer to position its feed point exactly below the center marking of the flat phantom section, with the arms oriented parallel to the body axis.
- Feed Point Impedance and Return Loss:** These parameters are measured with the dipole positioned under the liquid filled phantom. The impedance stated is transformed from the measurement at the SMA connector to the feed point. The Return Loss ensures low reflected power. No uncertainty required.
- Electrical Delay:** One-way delay between the SMA connector and the antenna feed point. No uncertainty required.
- SAR measured:** SAR measured at the stated antenna input power.
- SAR normalized:** SAR as measured, normalized to an input power of 1 W at the antenna connector.
- SAR for nominal TSL parameters:** The measured TSL parameters are used to calculate the nominal SAR result.

The reported uncertainty of measurement is stated as the standard uncertainty of measurement multiplied by the coverage factor $k=2$, which for a normal distribution corresponds to a coverage probability of approximately 95%.

Measurement Conditions

DASY system configuration, as far as not given on page 1.

DASY Version	DASY5	V52.10.2
Extrapolation	Advanced Extrapolation	
Phantom	Modular Flat Phantom V5.0	
Distance Dipole Center - TSL	10 mm	with Spacer
Zoom Scan Resolution	dx, dy = 4.0 mm, dz = 1.4 mm	Graded Ratio = 1.4 (Z direction)
Frequency	5250 MHz ± 1 MHz 5600 MHz ± 1 MHz 5750 MHz ± 1 MHz	

Head TSL parameters at 5250 MHz

The following parameters and calculations were applied.

	Temperature	Permittivity	Conductivity
Nominal Head TSL parameters	22.0 °C	35.9	4.71 mho/m
Measured Head TSL parameters	(22.0 ± 0.2) °C	35.1 ± 6 %	4.53 mho/m ± 6 %
Head TSL temperature change during test	< 0.5 °C	---	---

SAR result with Head TSL at 5250 MHz

SAR averaged over 1 cm ³ (1 g) of Head TSL	Condition	
SAR measured	100 mW input power	8.09 W/kg
SAR for nominal Head TSL parameters	normalized to 1W	80.5 W/kg ± 19.9 % (k=2)

SAR averaged over 10 cm ³ (10 g) of Head TSL	condition	
SAR measured	100 mW input power	2.33 W/kg
SAR for nominal Head TSL parameters	normalized to 1W	23.1 W/kg ± 19.5 % (k=2)

Head TSL parameters at 5600 MHz

The following parameters and calculations were applied.

	Temperature	Permittivity	Conductivity
Nominal Head TSL parameters	22.0 °C	35.5	5.07 mho/m
Measured Head TSL parameters	(22.0 ± 0.2) °C	34.6 ± 6 %	4.88 mho/m ± 6 %
Head TSL temperature change during test	< 0.5 °C	---	---

SAR result with Head TSL at 5600 MHz

SAR averaged over 1 cm ³ (1 g) of Head TSL	Condition	
SAR measured	100 mW input power	8.40 W/kg
SAR for nominal Head TSL parameters	normalized to 1W	83.4 W/kg ± 19.9 % (k=2)

SAR averaged over 10 cm ³ (10 g) of Head TSL	condition	
SAR measured	100 mW input power	2.40 W/kg
SAR for nominal Head TSL parameters	normalized to 1W	23.8 W/kg ± 19.5 % (k=2)

Head TSL parameters at 5750 MHz

The following parameters and calculations were applied.

	Temperature	Permittivity	Conductivity
Nominal Head TSL parameters	22.0 °C	35.4	5.22 mho/m
Measured Head TSL parameters	(22.0 ± 0.2) °C	34.4 ± 6 %	5.03 mho/m ± 6 %
Head TSL temperature change during test	< 0.5 °C	----	----

SAR result with Head TSL at 5750 MHz

SAR averaged over 1 cm ³ (1 g) of Head TSL	Condition	
SAR measured	100 mW input power	8.06 W/kg
SAR for nominal Head TSL parameters	normalized to 1W	80.0 W/kg ± 19.9 % (k=2)

SAR averaged over 10 cm ³ (10 g) of Head TSL	condition	
SAR measured	100 mW input power	2.30 W/kg
SAR for nominal Head TSL parameters	normalized to 1W	22.8 W/kg ± 19.5 % (k=2)

Appendix (Additional assessments outside the scope of SCS 0108)

Antenna Parameters with Head TSL at 5250 MHz

Impedance, transformed to feed point	51.7 Ω - 6.2 $j\Omega$
Return Loss	- 24.0 dB

Antenna Parameters with Head TSL at 5600 MHz

Impedance, transformed to feed point	56.0 Ω - 2.7 $j\Omega$
Return Loss	- 24.1 dB

Antenna Parameters with Head TSL at 5750 MHz

Impedance, transformed to feed point	56.7 Ω - 1.0 $j\Omega$
Return Loss	- 23.9 dB

General Antenna Parameters and Design

Electrical Delay (one direction)	1.195 ns
----------------------------------	----------

After long term use with 100W radiated power, only a slight warming of the dipole near the feedpoint can be measured.

The dipole is made of standard semirigid coaxial cable. The center conductor of the feeding line is directly connected to the second arm of the dipole. The antenna is therefore short-circuited for DC-signals. On some of the dipoles, small end caps are added to the dipole arms in order to improve matching when loaded according to the position as explained in the "Measurement Conditions" paragraph. The SAR data are not affected by this change. The overall dipole length is still according to the Standard.

No excessive force must be applied to the dipole arms, because they might bend or the soldered connections near the feedpoint may be damaged.

Additional EUT Data

Manufactured by	SPEAG
-----------------	-------

Test Laboratory: SPEAG, Zurich, Switzerland

DUT: Dipole D5GHzV2; Type: D5GHzV2; Serial: D5GHzV2 - SN:1113

Communication System: UID 0 - CW; Frequency: 5250 MHz, Frequency: 5600 MHz,
Frequency: 5750 MHz

Medium parameters used: $f = 5250$ MHz; $\sigma = 4.53$ S/m; $\epsilon_r = 35.1$; $\rho = 1000$ kg/m³,

Medium parameters used: $f = 5600$ MHz; $\sigma = 4.88$ S/m; $\epsilon_r = 34.6$; $\rho = 1000$ kg/m³,

Medium parameters used: $f = 5750$ MHz; $\sigma = 5.03$ S/m; $\epsilon_r = 34.4$; $\rho = 1000$ kg/m³

Phantom section: Flat Section

Measurement Standard: DASY5 (IEEE/IEC/ANSI C63.19-2011)

DASY52 Configuration:

- Probe: EX3DV4 - SN3503; ConvF(5.4, 5.4, 5.4) @ 5250 MHz, ConvF(4.95, 4.95, 4.95) @ 5600 MHz, ConvF(4.98, 4.98, 4.98) @ 5750 MHz; Calibrated: 25.03.2019
- Sensor-Surface: 1.4mm (Mechanical Surface Detection)
- Electronics: DAE4 Sn601; Calibrated: 30.04.2019
- Phantom: Flat Phantom 5.0 (front); Type: QD 000 P50 AA; Serial: 1001
- DASY52 52.10.2(1504); SEMCAD X 14.6.12(7470)

Dipole Calibration for Head Tissue/Pin=100mW, dist=10mm, f=5250 MHz/Zoom Scan,

dist=1.4mm (8x8x7)/Cube 0: Measurement grid: dx=4mm, dy=4mm, dz=1.4mm

Reference Value = 78.54 V/m; Power Drift = 0.01 dB

Peak SAR (extrapolated) = 27.9 W/kg

SAR(1 g) = 8.09 W/kg; SAR(10 g) = 2.33 W/kg

Maximum value of SAR (measured) = 18.1 W/kg

Dipole Calibration for Head Tissue/Pin=100mW, dist=10mm, f=5600 MHz/Zoom Scan,

dist=1.4mm (8x8x7)/Cube 0: Measurement grid: dx=4mm, dy=4mm, dz=1.4mm

Reference Value = 78.00 V/m; Power Drift = 0.02 dB

Peak SAR (extrapolated) = 31.1 W/kg

SAR(1 g) = 8.40 W/kg; SAR(10 g) = 2.40 W/kg

Maximum value of SAR (measured) = 19.4 W/kg

Dipole Calibration for Head Tissue/Pin=100mW, dist=10mm, f=5750 MHz/Zoom Scan,

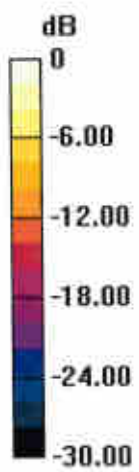
dist=1.4mm (8x8x7)/Cube 0: Measurement grid: dx=4mm, dy=4mm, dz=1.4mm

Reference Value = 75.13 V/m; Power Drift = 0.03 dB

Peak SAR (extrapolated) = 31.8 W/kg

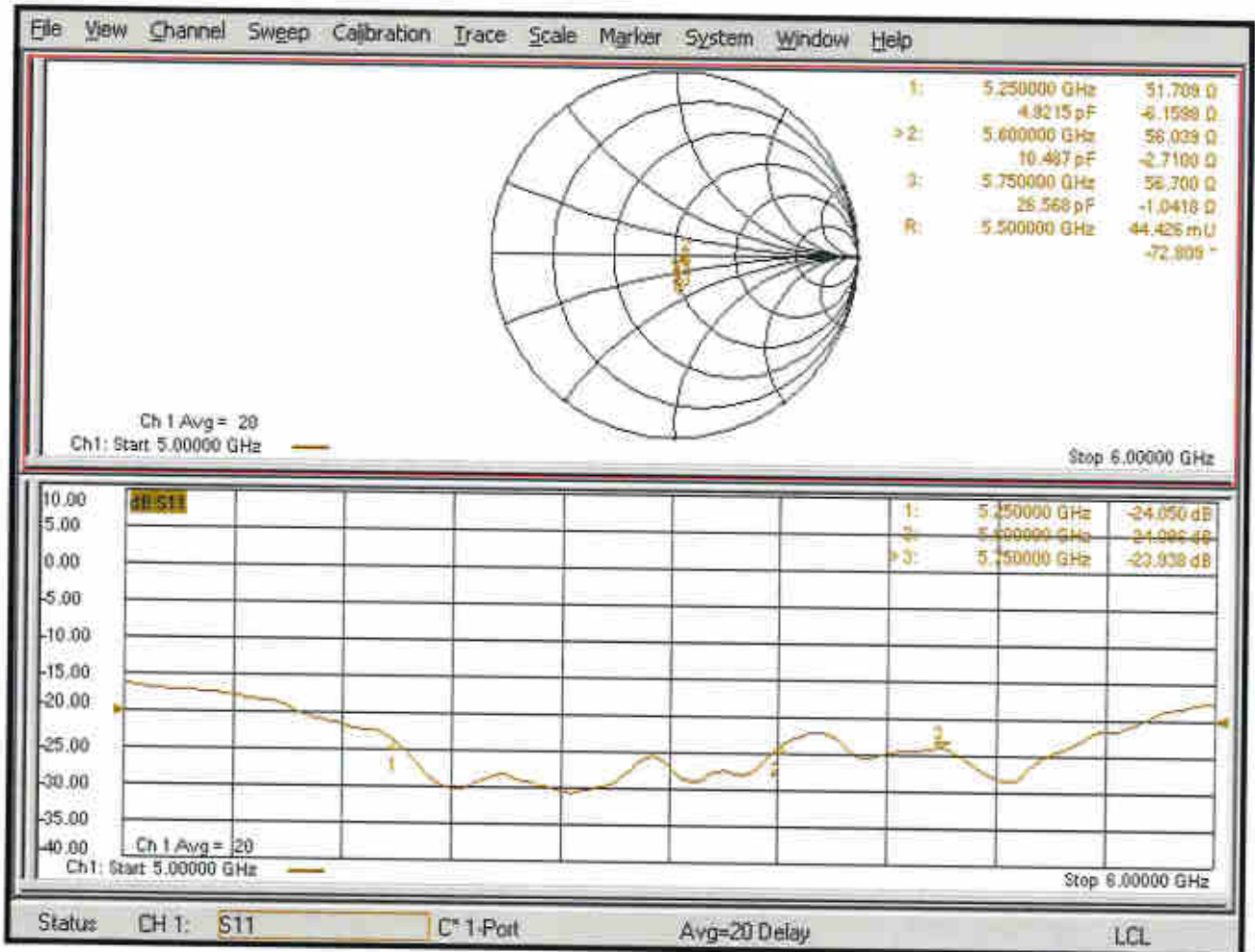
SAR(1 g) = 8.06 W/kg; SAR(10 g) = 2.30 W/kg

Maximum value of SAR (measured) = 19.0 W/kg



0 dB = 18.1 W/kg = 12.58 dBW/kg

Impedance Measurement Plot for Head TSL





Accredited by the Swiss Accreditation Service (SAS)
The Swiss Accreditation Service is one of the signatories to the EA
Multilateral Agreement for the recognition of calibration certificates

Accreditation No.: **SCS 0108**

Client **Sporton**

Certificate No: **DAE4-1338_Nov19**

CALIBRATION CERTIFICATE

Object **DAE4 - SD 000 D04 BM - SN: 1338**

Calibration procedure(s) **QA CAL-06.v29
Calibration procedure for the data acquisition electronics (DAE)**

Calibration date: **November 20, 2019**

This calibration certificate documents the traceability to national standards, which realize the physical units of measurements (SI).
The measurements and the uncertainties with confidence probability are given on the following pages and are part of the certificate.

All calibrations have been conducted in the closed laboratory facility: environment temperature (22 ± 3)°C and humidity < 70%.

Calibration Equipment used (M&TE critical for calibration)

Primary Standards	ID #	Cal Date (Certificate No.)	Scheduled Calibration
Keithley Multimeter Type 2001	SN: 0810278	03-Sep-19 (No.25949)	Sep-20
Secondary Standards	ID #	Check Date (in house)	Scheduled Check
Auto DAE Calibration Unit	SE LWS 053 AA 1001	07-Jan-19 (in house check)	In house check: Jan-20
Calibrator Box V2.1	SE UMS 006 AA 1002	07-Jan-19 (in house check)	In house check: Jan-20

Calibrated by:	Name Eric Hainfeld	Function Laboratory Technician	Signature
Approved by:	Sven Kühn	Deputy Manager	

Issued: November 20, 2019

This calibration certificate shall not be reproduced except in full without written approval of the laboratory.



Accredited by the Swiss Accreditation Service (SAS)

The Swiss Accreditation Service is one of the signatories to the EA Multilateral Agreement for the recognition of calibration certificates

Accreditation No.: **SCS 0108**

Glossary

DAE	data acquisition electronics
Connector angle	information used in DASY system to align probe sensor X to the robot coordinate system.

Methods Applied and Interpretation of Parameters

- *DC Voltage Measurement:* Calibration Factor assessed for use in DASY system by comparison with a calibrated instrument traceable to national standards. The figure given corresponds to the full scale range of the voltmeter in the respective range.
- *Connector angle:* The angle of the connector is assessed measuring the angle mechanically by a tool inserted. Uncertainty is not required.
- The following parameters as documented in the Appendix contain technical information as a result from the performance test and require no uncertainty.
 - *DC Voltage Measurement Linearity:* Verification of the Linearity at +10% and -10% of the nominal calibration voltage. Influence of offset voltage is included in this measurement.
 - *Common mode sensitivity:* Influence of a positive or negative common mode voltage on the differential measurement.
 - *Channel separation:* Influence of a voltage on the neighbor channels not subject to an input voltage.
 - *AD Converter Values with inputs shorted:* Values on the internal AD converter corresponding to zero input voltage
 - *Input Offset Measurement:* Output voltage and statistical results over a large number of zero voltage measurements.
 - *Input Offset Current:* Typical value for information; Maximum channel input offset current, not considering the input resistance.
 - *Input resistance:* Typical value for information: DAE input resistance at the connector, during internal auto-zeroing and during measurement.
 - *Low Battery Alarm Voltage:* Typical value for information. Below this voltage, a battery alarm signal is generated.
 - *Power consumption:* Typical value for information. Supply currents in various operating modes.

Appendix (Additional assessments outside the scope of SCS0108)

1. DC Voltage Linearity

High Range	Reading (μV)	Difference (μV)	Error (%)
Channel X + Input	200032.47	-3.15	-0.00
Channel X + Input	20005.24	-0.41	-0.00
Channel X - Input	-20006.33	-0.08	0.00
Channel Y + Input	200035.56	-0.12	-0.00
Channel Y + Input	20004.04	-1.44	-0.01
Channel Y - Input	-20008.42	-2.09	0.01
Channel Z + Input	200033.57	-2.10	-0.00
Channel Z + Input	20004.49	-0.96	-0.00
Channel Z - Input	-20008.50	-2.10	0.01

Low Range	Reading (μV)	Difference (μV)	Error (%)
Channel X + Input	2001.19	0.11	0.01
Channel X + Input	201.01	-0.01	-0.00
Channel X - Input	-199.18	-0.36	0.18
Channel Y + Input	2001.08	0.17	0.01
Channel Y + Input	199.87	-0.94	-0.47
Channel Y - Input	-200.25	-1.26	0.64
Channel Z + Input	2000.89	-0.01	-0.00
Channel Z + Input	199.87	-0.86	-0.43
Channel Z - Input	-199.91	-0.91	0.46

2. Common mode sensitivity

DASY measurement parameters: Auto Zero Time: 3 sec; Measuring time: 3 sec

	Common mode Input Voltage (mV)	High Range Average Reading (μV)	Low Range Average Reading (μV)
Channel X	200	7.80	5.74
	-200	-6.09	-7.67
Channel Y	200	-21.26	-21.58
	-200	19.76	19.35
Channel Z	200	-2.47	-2.52
	-200	0.78	0.74

3. Channel separation

DASY measurement parameters: Auto Zero Time: 3 sec; Measuring time: 3 sec

	Input Voltage (mV)	Channel X (μV)	Channel Y (μV)	Channel Z (μV)
Channel X	200	-	3.28	-2.96
Channel Y	200	7.86	-	4.97
Channel Z	200	8.87	6.08	-

DC Voltage Measurement

A/D - Converter Resolution nominal

High Range: 1LSB = 6.1 μ V , full range = -100...+300 mV

Low Range: 1LSB = 61nV , full range = -1.....+3mV

DASY measurement parameters: Auto Zero Time: 3 sec; Measuring time: 3 sec

Calibration Factors	X	Y	Z
High Range	403.688 \pm 0.02% (k=2)	404.268 \pm 0.02% (k=2)	404.224 \pm 0.02% (k=2)
Low Range	3.97425 \pm 1.50% (k=2)	3.97933 \pm 1.50% (k=2)	3.97493 \pm 1.50% (k=2)

Connector Angle

Connector Angle to be used in DASY system	239.5 $^{\circ}$ \pm 1 $^{\circ}$
---	-------------------------------------

4. AD-Converter Values with inputs shorted

DASY measurement parameters: Auto Zero Time: 3 sec; Measuring time: 3 sec

	High Range (LSB)	Low Range (LSB)
Channel X	16190	14025
Channel Y	16291	16862
Channel Z	16104	15099

5. Input Offset Measurement

DASY measurement parameters: Auto Zero Time: 3 sec; Measuring time: 3 sec

Input 10M Ω

	Average (μ V)	min. Offset (μ V)	max. Offset (μ V)	Std. Deviation (μ V)
Channel X	-0.07	-1.18	1.09	0.42
Channel Y	-0.64	-1.62	0.80	0.39
Channel Z	-0.63	-1.81	0.20	0.36

6. Input Offset Current

Nominal Input circuitry offset current on all channels: <25fA

7. Input Resistance (Typical values for information)

	Zeroing (kOhm)	Measuring (MOhm)
Channel X	200	200
Channel Y	200	200
Channel Z	200	200

8. Low Battery Alarm Voltage (Typical values for information)

Typical values	Alarm Level (VDC)
Supply (+ Vcc)	+7.9
Supply (- Vcc)	-7.6

9. Power Consumption (Typical values for information)

Typical values	Switched off (mA)	Stand by (mA)	Transmitting (mA)
Supply (+ Vcc)	+0.01	+6	+14
Supply (- Vcc)	-0.01	-8	-9



Accredited by the Swiss Accreditation Service (SAS)
The Swiss Accreditation Service is one of the signatories to the EA
Multilateral Agreement for the recognition of calibration certificates

Accreditation No.: **SCS 0108**

Client **Sporton**

Certificate No: **ES3-3293_Nov19**

CALIBRATION CERTIFICATE

Object **ES3DV3 - SN:3293**

Calibration procedure(s) **QA CAL-01.v9, QA CAL-23.v5, QA CAL-25.v7
Calibration procedure for dosimetric E-field probes**

Calibration date: **November 25, 2019**

This calibration certificate documents the traceability to national standards, which realize the physical units of measurements (SI).
The measurements and the uncertainties with confidence probability are given on the following pages and are part of the certificate.

All calibrations have been conducted in the closed laboratory facility: environment temperature (22 ± 3)°C and humidity < 70%.

Calibration Equipment used (M&TE critical for calibration)

Primary Standards	ID	Cal Date (Certificate No.)	Scheduled Calibration
Power meter NRP	SN: 104778	03-Apr-19 (No. 217-02892/02893)	Apr-20
Power sensor NRP-Z91	SN: 103244	03-Apr-19 (No. 217-02892)	Apr-20
Power sensor NRP-Z91	SN: 103245	03-Apr-19 (No. 217-02893)	Apr-20
Reference 20 dB Attenuator	SN: S5277 (20x)	04-Apr-19 (No. 217-02894)	Apr-20
DAE4	SN: 660	07-Oct-19 (No. DAE4-660_Oct19)	Oct-20
Reference Probe ES3DV2	SN: 3013	31-Dec-18 (No. ES3-3013_Dec18)	Dec-19
Secondary Standards	ID	Check Date (in house)	Scheduled Check
Power meter E4419B	SN: GB41293874	06-Apr-16 (in house check Jun-18)	In house check: Jun-20
Power sensor E4412A	SN: MY41498087	06-Apr-16 (in house check Jun-18)	In house check: Jun-20
Power sensor E4412A	SN: 000110210	06-Apr-16 (in house check Jun-18)	In house check: Jun-20
RF generator HP 8648C	SN: US3642U01700	04-Aug-99 (in house check Jun-18)	In house check: Jun-20
Network Analyzer E8358A	SN: US41080477	31-Mar-14 (in house check Oct-19)	In house check: Oct-20

	Name	Function	Signature
Calibrated by:	Leif Klysnér	Laboratory Technician	
Approved by:	Katja Pokovic	Technical Manager	

Issued: November 26, 2019

This calibration certificate shall not be reproduced except in full without written approval of the laboratory.



Accredited by the Swiss Accreditation Service (SAS)

Accreditation No.: **SCS 0108**

The Swiss Accreditation Service is one of the signatories to the EA
Multilateral Agreement for the recognition of calibration certificates

Glossary:

TSL	tissue simulating liquid
NORM _{x,y,z}	sensitivity in free space
ConvF	sensitivity in TSL / NORM _{x,y,z}
DCP	diode compression point
CF	crest factor (1/duty_cycle) of the RF signal
A, B, C, D	modulation dependent linearization parameters
Polarization φ	φ rotation around probe axis
Polarization ϑ	ϑ rotation around an axis that is in the plane normal to probe axis (at measurement center), i.e., $\vartheta = 0$ is normal to probe axis
Connector Angle	information used in DASY system to align probe sensor X to the robot coordinate system

Calibration is Performed According to the Following Standards:

- IEEE Std 1528-2013, "IEEE Recommended Practice for Determining the Peak Spatial-Averaged Specific Absorption Rate (SAR) in the Human Head from Wireless Communications Devices: Measurement Techniques", June 2013
- IEC 62209-1, "Measurement procedure for the assessment of Specific Absorption Rate (SAR) from hand-held and body-mounted devices used next to the ear (frequency range of 300 MHz to 6 GHz)", July 2016
- IEC 62209-2, "Procedure to determine the Specific Absorption Rate (SAR) for wireless communication devices used in close proximity to the human body (frequency range of 30 MHz to 6 GHz)", March 2010
- KDB 865664, "SAR Measurement Requirements for 100 MHz to 6 GHz"

Methods Applied and Interpretation of Parameters:

- NORM_{x,y,z}**: Assessed for E-field polarization $\vartheta = 0$ ($f \leq 900$ MHz in TEM-cell; $f > 1800$ MHz: R22 waveguide). NORM_{x,y,z} are only intermediate values, i.e., the uncertainties of NORM_{x,y,z} does not affect the E²-field uncertainty inside TSL (see below ConvF).
- NORM(f)_{x,y,z}** = NORM_{x,y,z} * frequency_response (see Frequency Response Chart). This linearization is implemented in DASY4 software versions later than 4.2. The uncertainty of the frequency response is included in the stated uncertainty of ConvF.
- DCP_{x,y,z}**: DCP are numerical linearization parameters assessed based on the data of power sweep with CW signal (no uncertainty required). DCP does not depend on frequency nor media.
- PAR**: PAR is the Peak to Average Ratio that is not calibrated but determined based on the signal characteristics
- A_{x,y,z}; B_{x,y,z}; C_{x,y,z}; D_{x,y,z}; VR_{x,y,z}**: A, B, C, D are numerical linearization parameters assessed based on the data of power sweep for specific modulation signal. The parameters do not depend on frequency nor media. VR is the maximum calibration range expressed in RMS voltage across the diode.
- ConvF and Boundary Effect Parameters**: Assessed in flat phantom using E-field (or Temperature Transfer Standard for $f \leq 800$ MHz) and inside waveguide using analytical field distributions based on power measurements for $f > 800$ MHz. The same setups are used for assessment of the parameters applied for boundary compensation (alpha, depth) of which typical uncertainty values are given. These parameters are used in DASY4 software to improve probe accuracy close to the boundary. The sensitivity in TSL corresponds to NORM_{x,y,z} * ConvF whereby the uncertainty corresponds to that given for ConvF. A frequency dependent ConvF is used in DASY version 4.4 and higher which allows extending the validity from ± 50 MHz to ± 100 MHz.
- Spherical isotropy (3D deviation from isotropy)**: in a field of low gradients realized using a flat phantom exposed by a patch antenna.
- Sensor Offset**: The sensor offset corresponds to the offset of virtual measurement center from the probe tip (on probe axis). No tolerance required.
- Connector Angle**: The angle is assessed using the information gained by determining the NORM_x (no uncertainty required).

DASY/EASY - Parameters of Probe: ES3DV3 - SN:3293

Basic Calibration Parameters

	Sensor X	Sensor Y	Sensor Z	Unc (k=2)
Norm ($\mu\text{V}/(\text{V}/\text{m})^2$) ^A	1.09	0.90	0.71	± 10.1 %
DCP (mV) ^B	105.6	104.0	109.8	

Calibration Results for Modulation Response

UID	Communication System Name		A dB	B dB $\sqrt{\mu\text{V}}$	C	D dB	VR mV	Max dev.	Unc ^E (k=2)
0	CW	X	0.0	0.0	1.0	0.00	197.9	±3.5 %	± 4.7 %
		Y	0.0	0.0	1.0		199.0		
		Z	0.0	0.0	1.0		206.6		

The reported uncertainty of measurement is stated as the standard uncertainty of measurement multiplied by the coverage factor k=2, which for a normal distribution corresponds to a coverage probability of approximately 95%.

^A The uncertainties of Norm X,Y,Z do not affect the E²-field uncertainty inside TSL (see Page 5).

^B Numerical linearization parameter: uncertainty not required.

^E Uncertainty is determined using the max. deviation from linear response applying rectangular distribution and is expressed for the square of the field value.

DASY/EASY - Parameters of Probe: ES3DV3 - SN:3293

Other Probe Parameters

Sensor Arrangement	Triangular
Connector Angle (°)	-4.6
Mechanical Surface Detection Mode	enabled
Optical Surface Detection Mode	disabled
Probe Overall Length	337 mm
Probe Body Diameter	10 mm
Tip Length	10 mm
Tip Diameter	4 mm
Probe Tip to Sensor X Calibration Point	2 mm
Probe Tip to Sensor Y Calibration Point	2 mm
Probe Tip to Sensor Z Calibration Point	2 mm
Recommended Measurement Distance from Surface	3 mm

DASY/EASY - Parameters of Probe: ES3DV3 - SN:3293

Calibration Parameter Determined in Head Tissue Simulating Media

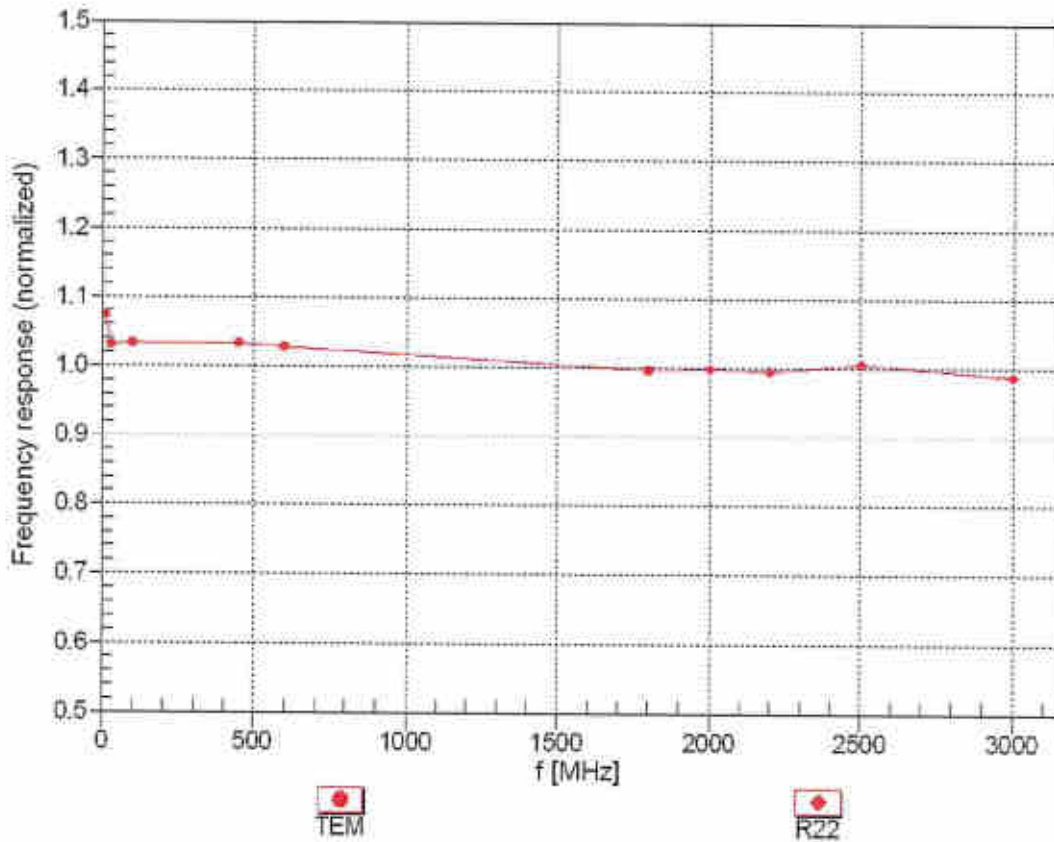
f (MHz) ^C	Relative Permittivity ^F	Conductivity (S/m) ^F	ConvF X	ConvF Y	ConvF Z	Alpha ^G	Depth ^H (mm)	Unc (k=2)
750	41.9	0.89	6.56	6.56	6.56	0.80	1.23	± 12.0 %
835	41.5	0.90	6.39	6.39	6.39	0.80	1.26	± 12.0 %
900	41.5	0.97	6.23	6.23	6.23	0.72	1.30	± 12.0 %
1450	40.5	1.20	5.89	5.89	5.89	0.48	1.49	± 12.0 %
1750	40.1	1.37	5.53	5.53	5.53	0.55	1.38	± 12.0 %
1900	40.0	1.40	5.32	5.32	5.32	0.67	1.30	± 12.0 %
2000	40.0	1.40	5.25	5.25	5.25	0.50	1.55	± 12.0 %
2300	39.5	1.67	4.89	4.89	4.89	0.63	1.42	± 12.0 %
2450	39.2	1.80	4.60	4.60	4.60	0.80	1.33	± 12.0 %
2600	39.0	1.96	4.39	4.39	4.39	0.75	1.41	± 12.0 %

^C Frequency validity above 300 MHz of ± 100 MHz only applies for DASY v4.4 and higher (see Page 2), else it is restricted to ± 50 MHz. The uncertainty is the RSS of the ConvF uncertainty at calibration frequency and the uncertainty for the indicated frequency band. Frequency validity below 300 MHz is ± 10, 25, 40, 50 and 70 MHz for ConvF assessments at 30, 64, 128, 150 and 220 MHz respectively. Validity of ConvF assessed at 6 MHz is 4-8 MHz, and ConvF assessed at 13 MHz is 9-19 MHz. Above 5 GHz frequency validity can be extended to ± 110 MHz.

^F At frequencies below 3 GHz, the validity of tissue parameters (ϵ and σ) can be relaxed to ± 10% if liquid compensation formula is applied to measured SAR values. At frequencies above 3 GHz, the validity of tissue parameters (ϵ and σ) is restricted to ± 5%. The uncertainty is the RSS of the ConvF uncertainty for indicated target tissue parameters.

^H Alpha/Depth are determined during calibration. SPEAG warrants that the remaining deviation due to the boundary effect after compensation is always less than ± 1% for frequencies below 3 GHz and below ± 2% for frequencies between 3-6 GHz at any distance larger than half the probe tip diameter from the boundary.

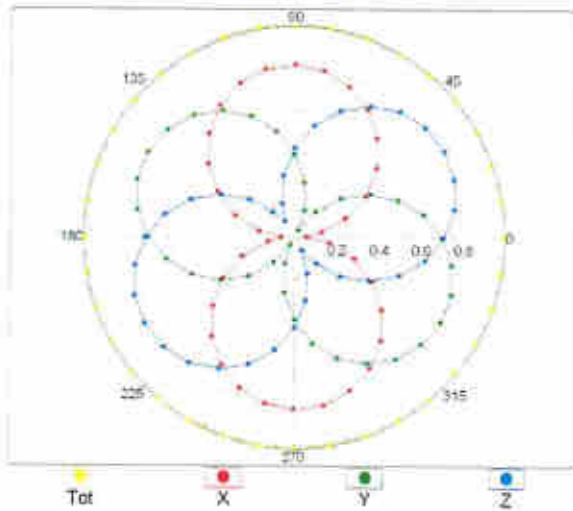
Frequency Response of E-Field (TEM-Cell:ifi110 EXX, Waveguide: R22)



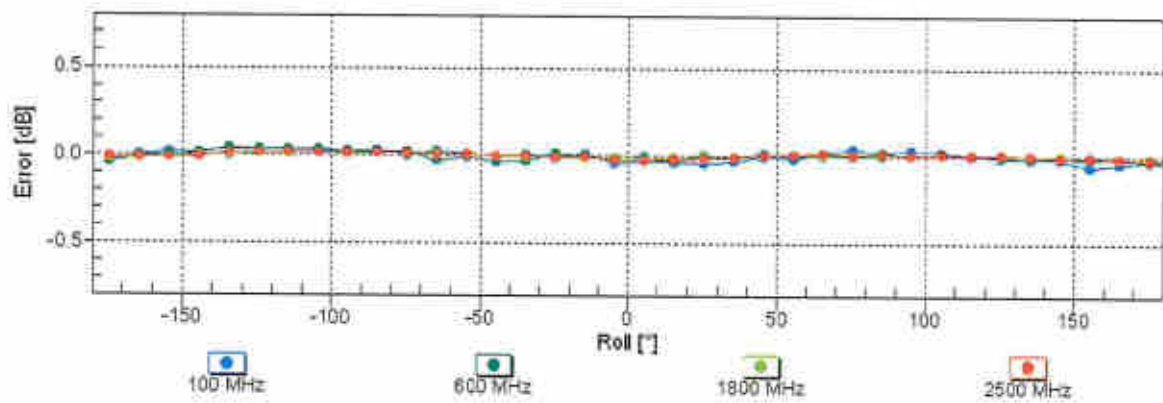
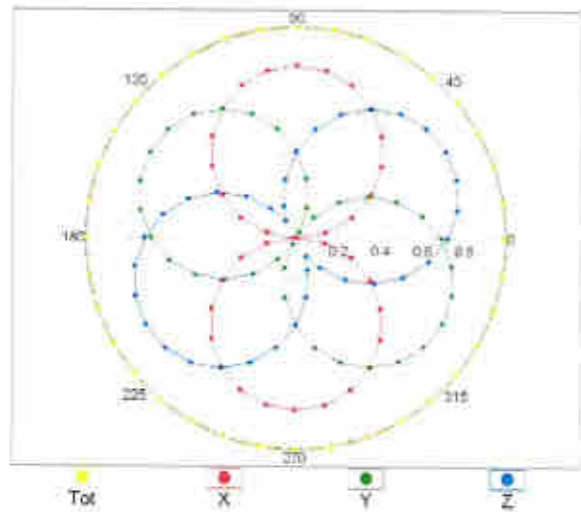
Uncertainty of Frequency Response of E-field: $\pm 6.3\%$ (k=2)

Receiving Pattern (ϕ), $\theta = 0^\circ$

f=600 MHz,TEM

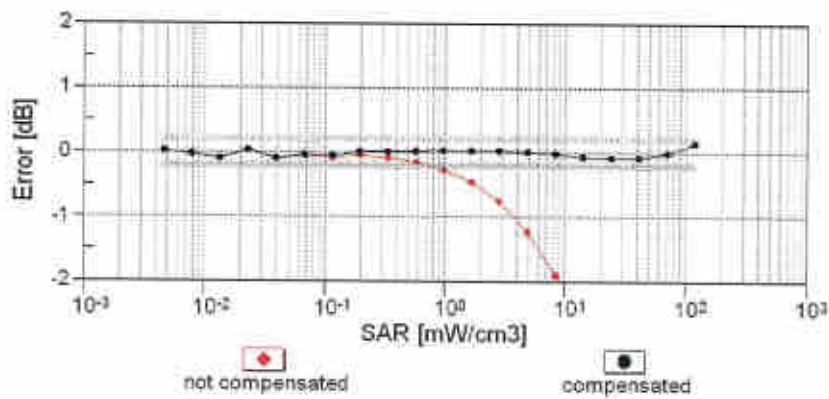
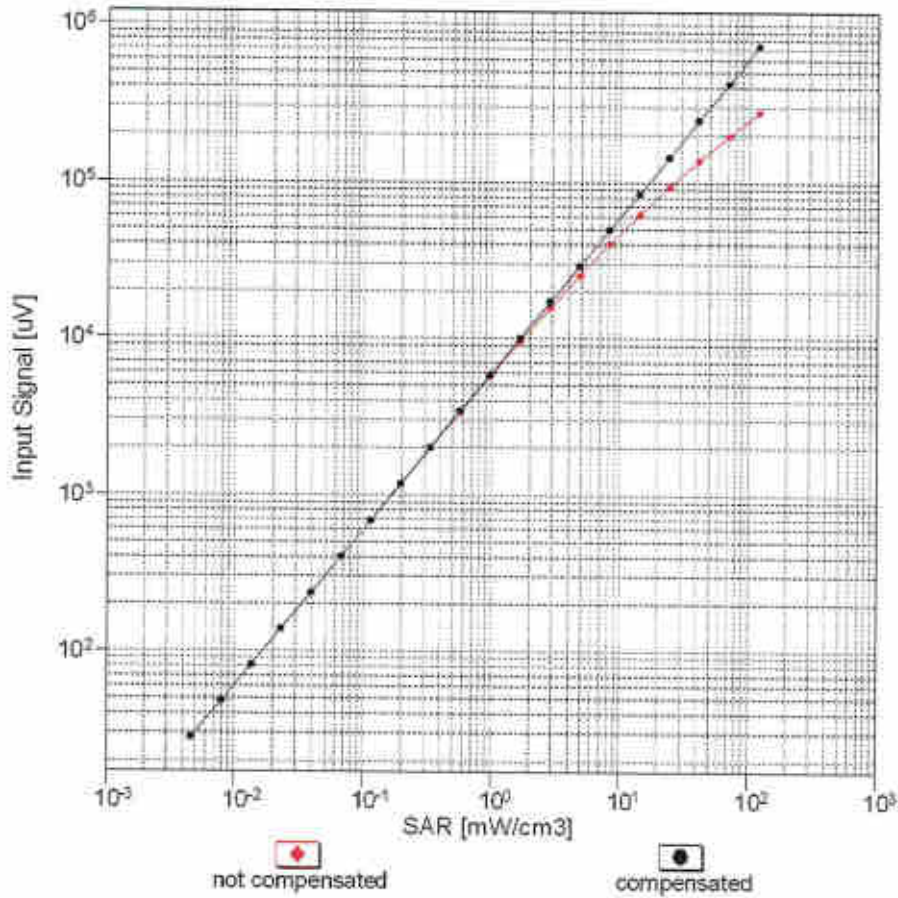


f=1800 MHz,R22



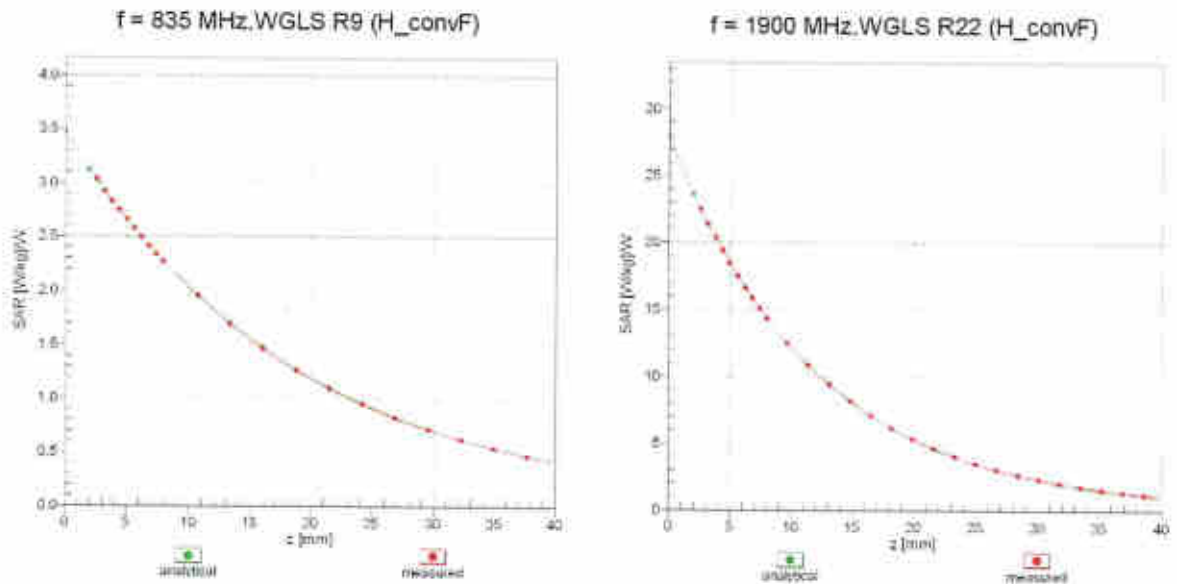
Uncertainty of Axial Isotropy Assessment: $\pm 0.5\%$ (k=2)

Dynamic Range f(SAR_{head}) (TEM cell , f_{eval}= 1900 MHz)


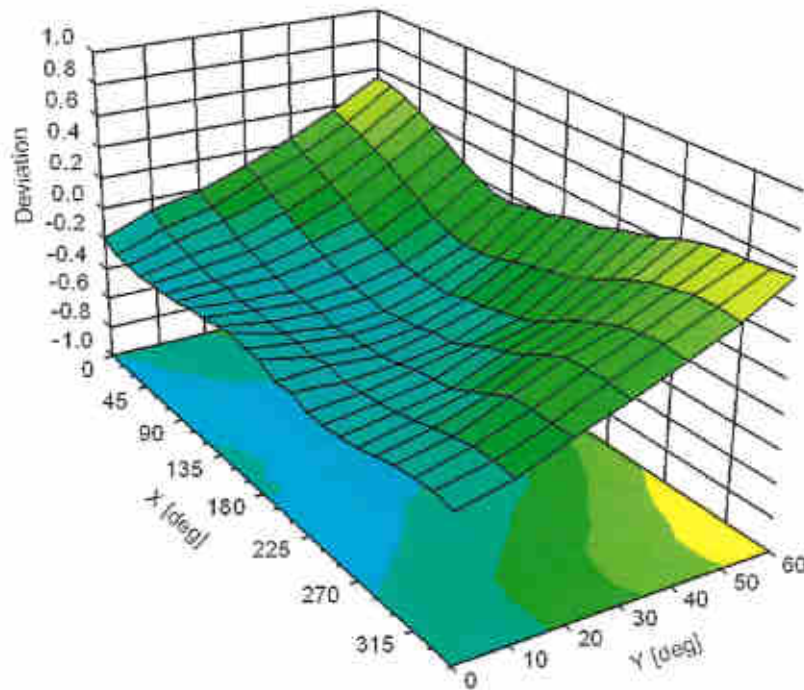


Uncertainty of Linearity Assessment: ± 0.6% (k=2)

Conversion Factor Assessment



Deviation from Isotropy in Liquid Error (ϕ, θ), f = 900 MHz





Accredited by the Swiss Accreditation Service (SAS)
The Swiss Accreditation Service is one of the signatories to the EA
Multilateral Agreement for the recognition of calibration certificates

Accreditation No.: **SCS 0108**

Client **Sporton**

Certificate No: **EX3-3857_May19**

CALIBRATION CERTIFICATE

Object **EX3DV4 - SN:3857**

Calibration procedure(s) **QA CAL-01.v9, QA CAL-14.v5, QA CAL-23.v5, QA CAL-25.v7
Calibration procedure for dosimetric E-field probes**

Calibration date: **May 27, 2019**

This calibration certificate documents the traceability to national standards, which realize the physical units of measurements (SI).
The measurements and the uncertainties with confidence probability are given on the following pages and are part of the certificate.

All calibrations have been conducted in the closed laboratory facility: environment temperature (22 ± 3)°C and humidity < 70%.

Calibration Equipment used (M&TE critical for calibration)

Primary Standards	ID	Cal Date (Certificate No.)	Scheduled Calibration
Power meter NRP	SN: 104778	03-Apr-19 (No. 217-02892/02893)	Apr-20
Power sensor NRP-Z91	SN: 103244	03-Apr-19 (No. 217-02892)	Apr-20
Power sensor NRP-Z91	SN: 103245	03-Apr-19 (No. 217-02893)	Apr-20
Reference 20 dB Attenuator	SN: S5277 (20x)	04-Apr-19 (No. 217-02894)	Apr-20
DAE4	SN: 660	19-Dec-18 (No. DAE4-660 Dec18)	Dec-19
Reference Probe ES3DV2	SN: 3013	31-Dec-18 (No. ES3-3013 Dec18)	Dec-19
Secondary Standards	ID	Check Date (in house)	Scheduled Check
Power meter E4419B	SN: GB41293874	06-Apr-16 (in house check Jun-16)	In house check: Jun-20
Power sensor E4412A	SN: MY41498087	06-Apr-16 (in house check Jun-16)	In house check: Jun-20
Power sensor E4412A	SN: 000110210	06-Apr-16 (in house check Jun-16)	In house check: Jun-20
RF generator HP 8648C	SN: US3642U01700	04-Aug-99 (in house check Jun-16)	In house check: Jun-20
Network Analyzer E8358A	SN: US41080477	31-Mar-14 (in house check Oct-18)	In house check: Oct-19

	Name	Function	Signature
Calibrated by:	Jeton Kastrati	Laboratory Technician	
Approved by:	Katja Pokovic	Technical Manager	
			Issued: May 28, 2019
This calibration certificate shall not be reproduced except in full without written approval of the laboratory.			



Accredited by the Swiss Accreditation Service (SAS)

Accreditation No.: **SCS 0108**

The Swiss Accreditation Service is one of the signatories to the EA
Multilateral Agreement for the recognition of calibration certificates

Glossary:

TSL	tissue simulating liquid
NORM _{x,y,z}	sensitivity in free space
ConvF	sensitivity in TSL / NORM _{x,y,z}
DCP	diode compression point
CF	crest factor (1/duty_cycle) of the RF signal
A, B, C, D	modulation dependent linearization parameters
Polarization φ	φ rotation around probe axis
Polarization ϑ	ϑ rotation around an axis that is in the plane normal to probe axis (at measurement center), i.e., $\vartheta = 0$ is normal to probe axis
Connector Angle	information used in DASY system to align probe sensor X to the robot coordinate system

Calibration is Performed According to the Following Standards:

- IEEE Std 1528-2013, "IEEE Recommended Practice for Determining the Peak Spatial-Averaged Specific Absorption Rate (SAR) in the Human Head from Wireless Communications Devices: Measurement Techniques", June 2013
- IEC 62209-1, "Measurement procedure for the assessment of Specific Absorption Rate (SAR) from hand-held and body-mounted devices used next to the ear (frequency range of 300 MHz to 6 GHz)", July 2016
- IEC 62209-2, "Procedure to determine the Specific Absorption Rate (SAR) for wireless communication devices used in close proximity to the human body (frequency range of 30 MHz to 6 GHz)", March 2010
- KDB 865664, "SAR Measurement Requirements for 100 MHz to 6 GHz"

Methods Applied and Interpretation of Parameters:

- NORM_{x,y,z}**: Assessed for E-field polarization $\vartheta = 0$ ($f \leq 900$ MHz in TEM-cell; $f > 1800$ MHz: R22 waveguide). NORM_{x,y,z} are only intermediate values, i.e., the uncertainties of NORM_{x,y,z} does not affect the E²-field uncertainty inside TSL (see below ConvF).
- NORM(f)_{x,y,z}** = NORM_{x,y,z} * frequency_response (see Frequency Response Chart). This linearization is implemented in DASY4 software versions later than 4.2. The uncertainty of the frequency response is included in the stated uncertainty of ConvF.
- DCP_{x,y,z}**: DCP are numerical linearization parameters assessed based on the data of power sweep with CW signal (no uncertainty required). DCP does not depend on frequency nor media.
- PAR**: PAR is the Peak to Average Ratio that is not calibrated but determined based on the signal characteristics
- A_{x,y,z}; B_{x,y,z}; C_{x,y,z}; D_{x,y,z}; VR_{x,y,z}**: A, B, C, D are numerical linearization parameters assessed based on the data of power sweep for specific modulation signal. The parameters do not depend on frequency nor media. VR is the maximum calibration range expressed in RMS voltage across the diode.
- ConvF and Boundary Effect Parameters**: Assessed in flat phantom using E-field (or Temperature Transfer Standard for $f \leq 800$ MHz) and inside waveguide using analytical field distributions based on power measurements for $f > 800$ MHz. The same setups are used for assessment of the parameters applied for boundary compensation (alpha, depth) of which typical uncertainty values are given. These parameters are used in DASY4 software to improve probe accuracy close to the boundary. The sensitivity in TSL corresponds to NORM_{x,y,z} * ConvF whereby the uncertainty corresponds to that given for ConvF. A frequency dependent ConvF is used in DASY version 4.4 and higher which allows extending the validity from ± 50 MHz to ± 100 MHz.
- Spherical isotropy (3D deviation from isotropy)**: in a field of low gradients realized using a flat phantom exposed by a patch antenna.
- Sensor Offset**: The sensor offset corresponds to the offset of virtual measurement center from the probe tip (on probe axis). No tolerance required.
- Connector Angle**: The angle is assessed using the information gained by determining the NORM_x (no uncertainty required).

DASY/EASY - Parameters of Probe: EX3DV4 - SN:3857

Basic Calibration Parameters

	Sensor X	Sensor Y	Sensor Z	Unc (k=2)
Norm ($\mu\text{V}/(\text{V}/\text{m})^2$) ^A	0.17	0.43	0.45	$\pm 10.1 \%$
DCP (mV) ^B	102.0	100.4	103.0	

Calibration Results for Modulation Response

UID	Communication System Name		A dB	B dB μV	C	D dB	VR mV	Max dev.	Max Unc ^E (k=2)
0	CW	X	0.00	0.00	1.00	0.00	149.1	$\pm 3.5 \%$	$\pm 4.7 \%$
		Y	0.00	0.00	1.00		142.5		
		Z	0.00	0.00	1.00		128.7		
10352-AAA	Pulse Waveform (200Hz, 10%)	X	5.02	71.79	14.46	10.00	60.0	$\pm 3.0 \%$	$\pm 9.6 \%$
		Y	15.00	85.65	19.05		60.0		
		Z	15.00	87.33	19.76		60.0		
10353-AAA	Pulse Waveform (200Hz, 20%)	X	4.88	73.94	13.94	6.99	80.0	$\pm 1.7 \%$	$\pm 9.6 \%$
		Y	15.00	86.82	18.12		80.0		
		Z	15.00	88.67	19.12		80.0		
10354-AAA	Pulse Waveform (200Hz, 40%)	X	7.38	78.94	13.73	3.98	95.0	$\pm 1.4 \%$	$\pm 9.6 \%$
		Y	15.00	86.36	16.11		95.0		
		Z	15.00	93.83	20.13		95.0		
10355-AAA	Pulse Waveform (200Hz, 60%)	X	0.64	63.16	6.75	2.22	120.0	$\pm 1.5 \%$	$\pm 9.6 \%$
		Y	13.05	81.68	12.64		120.0		
		Z	15.00	101.47	22.26		120.0		
10387-AAA	QPSK Waveform, 1 MHz	X	1.68	72.66	15.43	0.00	150.0	$\pm 2.7 \%$	$\pm 9.6 \%$
		Y	0.57	60.00	7.58		150.0		
		Z	0.99	66.12	11.92		150.0		
10388-AAA	QPSK Waveform, 10 MHz	X	3.08	73.93	18.74	0.00	150.0	$\pm 1.2 \%$	$\pm 9.6 \%$
		Y	2.07	67.07	15.14		150.0		
		Z	2.60	71.16	17.43		150.0		
10396-AAA	64-QAM Waveform, 100 kHz	X	3.51	72.69	19.87	3.01	150.0	$\pm 1.6 \%$	$\pm 9.6 \%$
		Y	2.69	68.94	18.38		150.0		
		Z	3.62	74.43	20.55		150.0		
10399-AAA	64-QAM Waveform, 40 MHz	X	3.84	69.00	17.04	0.00	150.0	$\pm 2.3 \%$	$\pm 9.6 \%$
		Y	3.40	66.62	15.52		150.0		
		Z	3.68	68.33	16.53		150.0		
10414-AAA	WLAN CCDF, 64-QAM, 40MHz	X	5.12	66.37	16.23	0.00	150.0	$\pm 4.3 \%$	$\pm 9.6 \%$
		Y	4.79	65.33	15.44		150.0		
		Z	4.99	66.28	15.97		150.0		

Note: For details on UID parameters see Appendix

The reported uncertainty of measurement is stated as the standard uncertainty of measurement multiplied by the coverage factor $k=2$, which for a normal distribution corresponds to a coverage probability of approximately 95%.

^A The uncertainties of Norm X,Y,Z do not affect the E^2 -field uncertainty inside TSL (see Page 5).

^B Numerical linearization parameter: uncertainty not required.

^E Uncertainty is determined using the max. deviation from linear response applying rectangular distribution and is expressed for the square of the field value.

DASY/EASY - Parameters of Probe: EX3DV4 - SN:3857

Sensor Model Parameters

	C1 fF	C2 fF	α V ⁻¹	T1 ms.V ⁻³	T2 ms.V ⁻¹	T3 ms	T4 V ⁻²	T5 V ⁻¹	T6
X	59.0	455.93	38.07	9.66	1.32	5.00	0.00	0.69	1.01
Y	45.9	356.07	37.98	10.21	0.83	5.05	0.00	0.48	1.01
Z	48.1	356.44	35.21	11.94	0.51	5.06	1.47	0.28	1.01

Other Probe Parameters

Sensor Arrangement	Triangular
Connector Angle (°)	-43.5
Mechanical Surface Detection Mode	enabled
Optical Surface Detection Mode	disabled
Probe Overall Length	337 mm
Probe Body Diameter	10 mm
Tip Length	9 mm
Tip Diameter	2.5 mm
Probe Tip to Sensor X Calibration Point	1 mm
Probe Tip to Sensor Y Calibration Point	1 mm
Probe Tip to Sensor Z Calibration Point	1 mm
Recommended Measurement Distance from Surface	1.4 mm

DASY/EASY - Parameters of Probe: EX3DV4 - SN:3857

Calibration Parameter Determined in Head Tissue Simulating Media

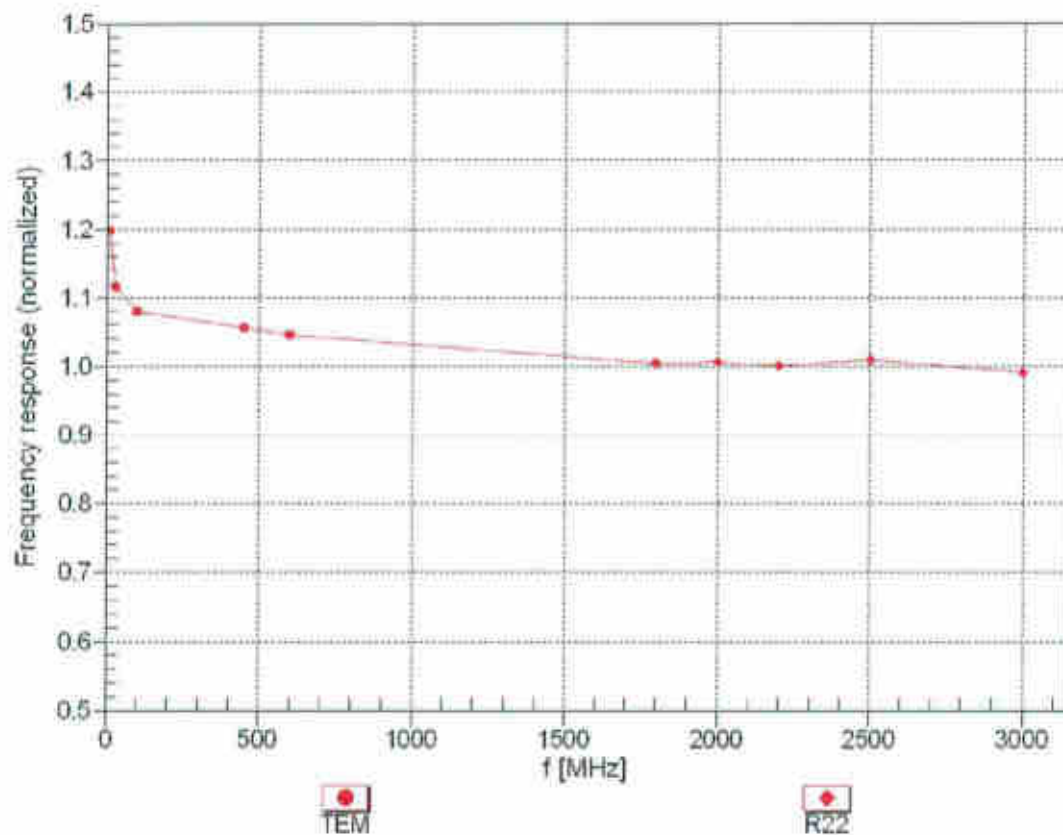
f (MHz) ^C	Relative Permittivity ^F	Conductivity (S/m) ^F	ConvF X	ConvF Y	ConvF Z	Alpha ^G	Depth ^G (mm)	Unc (k=2)
750	41.9	0.89	9.77	9.77	9.77	0.42	0.99	± 12.0 %
835	41.5	0.90	9.48	9.48	9.48	0.46	0.80	± 12.0 %
900	41.5	0.97	9.34	9.34	9.34	0.29	1.12	± 12.0 %
1750	40.1	1.37	8.46	8.46	8.46	0.34	0.80	± 12.0 %
1900	40.0	1.40	8.10	8.10	8.10	0.34	0.80	± 12.0 %
2000	40.0	1.40	8.04	8.04	8.04	0.26	0.88	± 12.0 %
2300	39.5	1.67	7.88	7.88	7.88	0.33	0.90	± 12.0 %
2450	39.2	1.80	7.50	7.50	7.50	0.37	0.93	± 12.0 %
2600	39.0	1.96	7.31	7.31	7.31	0.35	0.93	± 12.0 %
3300	38.2	2.71	6.96	6.96	6.96	0.30	1.25	± 14.0 %
3500	37.9	2.91	6.92	6.92	6.92	0.30	1.25	± 14.0 %
3700	37.7	3.12	6.65	6.65	6.65	0.30	1.25	± 14.0 %
3900	37.5	3.32	6.60	6.60	6.60	0.40	1.60	± 14.0 %
4100	37.2	3.53	5.99	5.99	5.99	0.40	1.60	± 14.0 %
4200	37.1	3.63	5.98	5.98	5.98	0.40	1.70	± 14.0 %
4400	36.9	3.84	5.86	5.86	5.86	0.45	1.75	± 14.0 %
4600	36.7	4.04	5.83	5.83	5.83	0.45	1.75	± 14.0 %
4800	36.4	4.25	5.73	5.73	5.73	0.45	1.75	± 14.0 %
4950	36.3	4.40	5.53	5.53	5.53	0.40	1.80	± 14.0 %
5250	35.9	4.71	5.19	5.19	5.19	0.40	1.80	± 14.0 %
5600	35.5	5.07	4.92	4.92	4.92	0.40	1.80	± 14.0 %
5750	35.4	5.22	5.17	5.17	5.17	0.40	1.80	± 14.0 %

^C Frequency validity above 300 MHz of ± 100 MHz only applies for DASY v4.4 and higher (see Page 2), else it is restricted to ± 50 MHz. The uncertainty is the RSS of the ConvF uncertainty at calibration frequency and the uncertainty for the indicated frequency band. Frequency validity below 300 MHz is ± 10, 25, 40, 50 and 70 MHz for ConvF assessments at 30, 64, 128, 150 and 220 MHz respectively. Validity of ConvF assessed at 6 MHz is 4-9 MHz, and ConvF assessed at 13 MHz is 9-19 MHz. Above 5 GHz frequency validity can be extended to ± 110 MHz.

^F At frequencies below 3 GHz, the validity of tissue parameters (ϵ and σ) can be relaxed to ± 10% if liquid compensation formula is applied to measured SAR values. At frequencies above 3 GHz, the validity of tissue parameters (ϵ and σ) is restricted to ± 5%. The uncertainty is the RSS of the ConvF uncertainty for indicated target tissue parameters.

^G Alpha/Depth are determined during calibration. SPEAG warrants that the remaining deviation due to the boundary effect after compensation is always less than ± 1% for frequencies below 3 GHz and below ± 2% for frequencies between 3-6 GHz at any distance larger than half the probe tip diameter from the boundary.

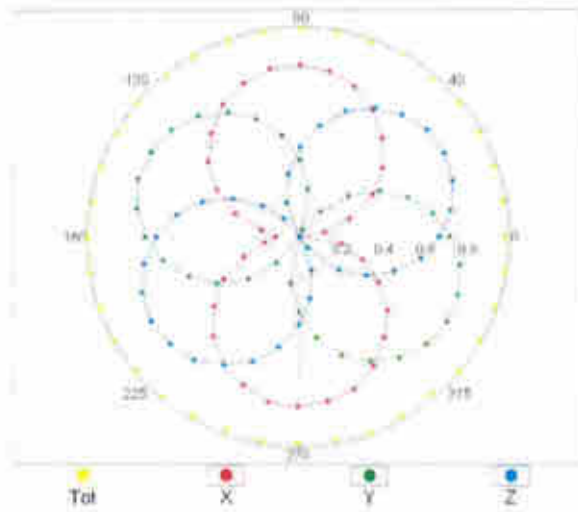
Frequency Response of E-Field (TEM-Cell:ifi110 EXX, Waveguide: R22)



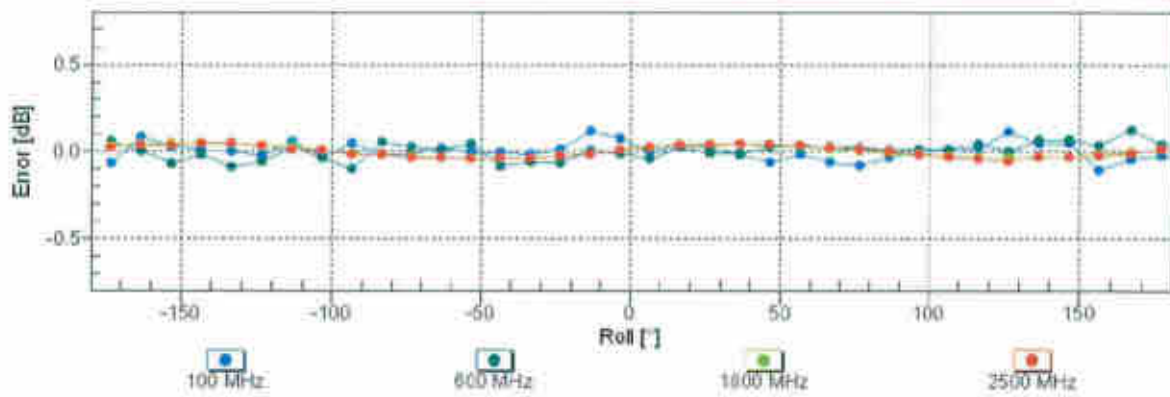
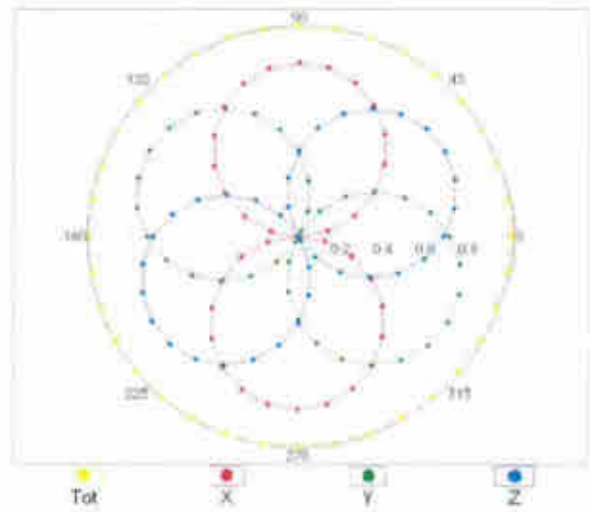
Uncertainty of Frequency Response of E-field: $\pm 6.3\%$ (k=2)

Receiving Pattern (ϕ), $\theta = 0^\circ$

f=600 MHz,TEM

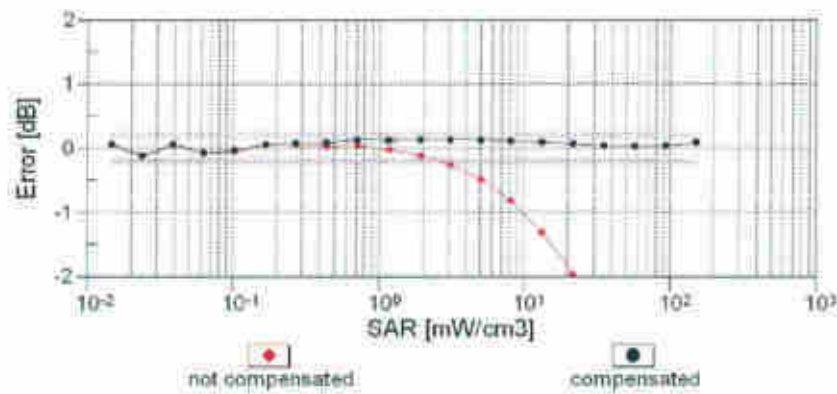
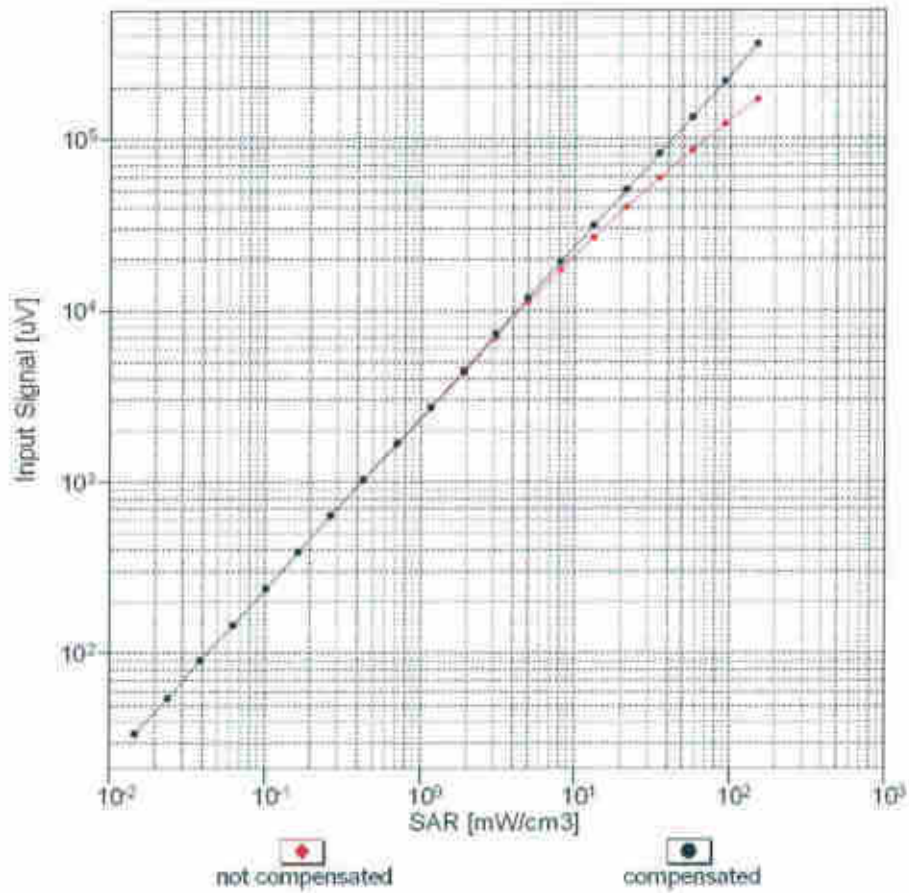


f=1800 MHz,R22



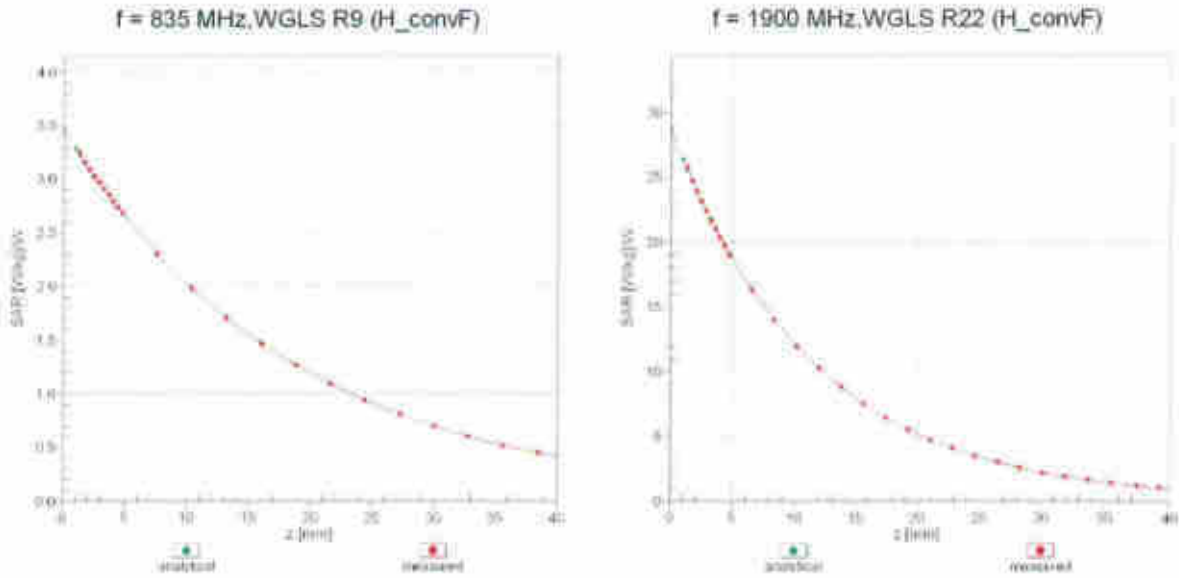
Uncertainty of Axial Isotropy Assessment: $\pm 0.5\%$ (k=2)

Dynamic Range f(SAR_{head}) (TEM cell , f_{eval}= 1900 MHz)



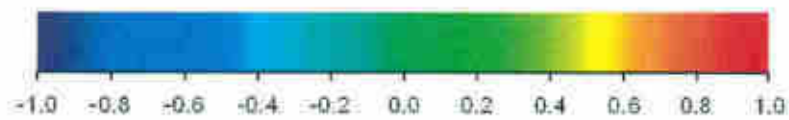
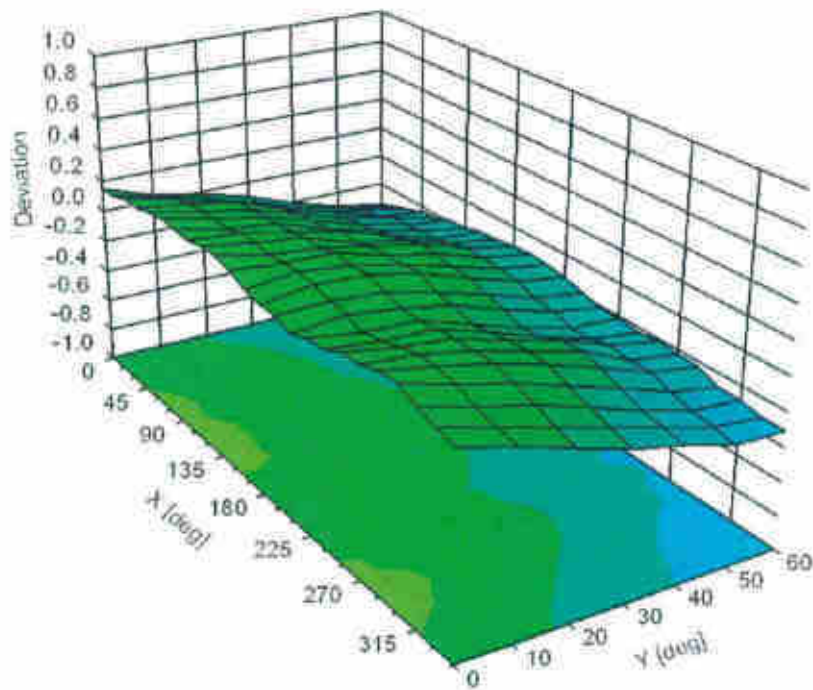
Uncertainty of Linearity Assessment: ± 0.6% (k=2)

Conversion Factor Assessment



Deviation from Isotropy in Liquid

Error (ϕ, θ), f = 900 MHz



Uncertainty of Spherical Isotropy Assessment: $\pm 2.6\%$ (k=2)

Appendix: Modulation Calibration Parameters

UID	Rev	Communication System Name	Group	PAR (dB)	Unc ^F (k=2)
0		CW	CW	0.00	± 4.7 %
10010	CAA	SAR Validation (Square, 100ms, 10ms)	Test	10.00	± 9.6 %
10011	CAB	UMTS-FDD (WCDMA)	WCDMA	2.91	± 9.6 %
10012	CAB	IEEE 802.11b WiFi 2.4 GHz (DSSS, 1 Mbps)	WLAN	1.87	± 9.6 %
10013	CAB	IEEE 802.11g WiFi 2.4 GHz (DSSS-OFDM, 6 Mbps)	WLAN	9.46	± 9.6 %
10021	DAC	GSM-FDD (TDMA, GMSK)	GSM	9.39	± 9.6 %
10023	DAC	GPRS-FDD (TDMA, GMSK, TN 0)	GSM	9.57	± 9.6 %
10024	DAC	GPRS-FDD (TDMA, GMSK, TN 0-1)	GSM	6.56	± 9.6 %
10025	DAC	EDGE-FDD (TDMA, 8PSK, TN 0)	GSM	12.62	± 9.6 %
10026	DAC	EDGE-FDD (TDMA, 8PSK, TN 0-1)	GSM	9.55	± 9.6 %
10027	DAC	GPRS-FDD (TDMA, GMSK, TN 0-1-2)	GSM	4.80	± 9.6 %
10028	DAC	GPRS-FDD (TDMA, GMSK, TN 0-1-2-3)	GSM	3.55	± 9.6 %
10029	DAC	EDGE-FDD (TDMA, 8PSK, TN 0-1-2)	GSM	7.78	± 9.6 %
10030	CAA	IEEE 802.15.1 Bluetooth (GFSK, DH1)	Bluetooth	5.30	± 9.6 %
10031	CAA	IEEE 802.15.1 Bluetooth (GFSK, DH3)	Bluetooth	1.87	± 9.6 %
10032	CAA	IEEE 802.15.1 Bluetooth (GFSK, DH5)	Bluetooth	1.16	± 9.6 %
10033	CAA	IEEE 802.15.1 Bluetooth (PI/4-DQPSK, DH1)	Bluetooth	7.74	± 9.6 %
10034	CAA	IEEE 802.15.1 Bluetooth (PI/4-DQPSK, DH3)	Bluetooth	4.53	± 9.6 %
10035	CAA	IEEE 802.15.1 Bluetooth (PI/4-DQPSK, DH5)	Bluetooth	3.83	± 9.6 %
10036	CAA	IEEE 802.15.1 Bluetooth (B-DPSK, DH1)	Bluetooth	8.01	± 9.6 %
10037	CAA	IEEE 802.15.1 Bluetooth (B-DPSK, DH3)	Bluetooth	4.77	± 9.6 %
10038	CAA	IEEE 802.15.1 Bluetooth (B-DPSK, DH5)	Bluetooth	4.10	± 9.6 %
10039	CAB	CDMA2000 (1xRTT, RC1)	CDMA2000	4.57	± 9.6 %
10042	CAB	IS-54 / IS-136 FDD (TDMA/FDM, PI/4-DQPSK, Halfrate)	AMPS	7.78	± 9.6 %
10044	CAA	IS-91/EIA/TIA-553 FDD (FDMA, FM)	AMPS	0.00	± 9.6 %
10048	CAA	DECT (TDD, TDMA/FDM, GFSK, Full Slot, 24)	DECT	13.80	± 9.6 %
10049	CAA	DECT (TDD, TDMA/FDM, GFSK, Double Slot, 12)	DECT	10.79	± 9.6 %
10056	CAA	UMTS-TDD (TD-SCDMA, 1.28 Mcps)	TD-SCDMA	11.01	± 9.6 %
10058	DAC	EDGE-FDD (TDMA, 8PSK, TN 0-1-2-3)	GSM	6.52	± 9.6 %
10059	CAB	IEEE 802.11b WiFi 2.4 GHz (DSSS, 2 Mbps)	WLAN	2.12	± 9.6 %
10060	CAB	IEEE 802.11b WiFi 2.4 GHz (DSSS, 5.5 Mbps)	WLAN	2.83	± 9.6 %
10061	CAB	IEEE 802.11b WiFi 2.4 GHz (DSSS, 11 Mbps)	WLAN	3.60	± 9.6 %
10062	CAC	IEEE 802.11a/h WiFi 5 GHz (OFDM, 6 Mbps)	WLAN	8.68	± 9.6 %
10063	CAC	IEEE 802.11a/h WiFi 5 GHz (OFDM, 9 Mbps)	WLAN	8.63	± 9.6 %
10064	CAC	IEEE 802.11a/h WiFi 5 GHz (OFDM, 12 Mbps)	WLAN	9.09	± 9.6 %
10065	CAC	IEEE 802.11a/h WiFi 5 GHz (OFDM, 18 Mbps)	WLAN	9.00	± 9.6 %
10066	CAC	IEEE 802.11a/h WiFi 5 GHz (OFDM, 24 Mbps)	WLAN	9.38	± 9.6 %
10067	CAC	IEEE 802.11a/h WiFi 5 GHz (OFDM, 36 Mbps)	WLAN	10.12	± 9.6 %
10068	CAC	IEEE 802.11a/h WiFi 5 GHz (OFDM, 48 Mbps)	WLAN	10.24	± 9.6 %
10069	CAC	IEEE 802.11a/h WiFi 5 GHz (OFDM, 54 Mbps)	WLAN	10.56	± 9.6 %
10071	CAB	IEEE 802.11g WiFi 2.4 GHz (DSSS/OFDM, 9 Mbps)	WLAN	9.83	± 9.6 %
10072	CAB	IEEE 802.11g WiFi 2.4 GHz (DSSS/OFDM, 12 Mbps)	WLAN	9.62	± 9.6 %
10073	CAB	IEEE 802.11g WiFi 2.4 GHz (DSSS/OFDM, 18 Mbps)	WLAN	9.94	± 9.6 %
10074	CAB	IEEE 802.11g WiFi 2.4 GHz (DSSS/OFDM, 24 Mbps)	WLAN	10.30	± 9.6 %
10075	CAB	IEEE 802.11g WiFi 2.4 GHz (DSSS/OFDM, 36 Mbps)	WLAN	10.77	± 9.6 %
10076	CAB	IEEE 802.11g WiFi 2.4 GHz (DSSS/OFDM, 48 Mbps)	WLAN	10.94	± 9.6 %
10077	CAB	IEEE 802.11g WiFi 2.4 GHz (DSSS/OFDM, 54 Mbps)	WLAN	11.00	± 9.6 %
10081	CAB	CDMA2000 (1xRTT, RC3)	CDMA2000	3.97	± 9.6 %
10082	CAB	IS-54 / IS-136 FDD (TDMA/FDM, PI/4-DQPSK, Fullrate)	AMPS	4.77	± 9.6 %
10090	DAC	GPRS-FDD (TDMA, GMSK, TN 0-4)	GSM	6.56	± 9.6 %
10097	CAB	UMTS-FDD (HSDPA)	WCDMA	3.98	± 9.6 %
10098	CAB	UMTS-FDD (HSUPA, Subtest 2)	WCDMA	3.98	± 9.6 %
10099	DAC	EDGE-FDD (TDMA, 8PSK, TN 0-4)	GSM	9.55	± 9.6 %
10100	CAE	LTE-FDD (SC-FDMA, 100% RB, 20 MHz, QPSK)	LTE-FDD	5.67	± 9.6 %
10101	CAE	LTE-FDD (SC-FDMA, 100% RB, 20 MHz, 16-QAM)	LTE-FDD	6.42	± 9.6 %
10102	CAE	LTE-FDD (SC-FDMA, 100% RB, 20 MHz, 64-QAM)	LTE-FDD	6.60	± 9.6 %
10103	CAG	LTE-TDD (SC-FDMA, 100% RB, 20 MHz, QPSK)	LTE-TDD	9.29	± 9.6 %
10104	CAG	LTE-TDD (SC-FDMA, 100% RB, 20 MHz, 16-QAM)	LTE-TDD	9.97	± 9.6 %
10105	CAG	LTE-TDD (SC-FDMA, 100% RB, 20 MHz, 64-QAM)	LTE-TDD	10.01	± 9.6 %
10108	CAG	LTE-FDD (SC-FDMA, 100% RB, 10 MHz, QPSK)	LTE-FDD	5.80	± 9.6 %

10109	CAG	LTE-FDD (SC-FDMA, 100% RB, 10 MHz, 16-QAM)	LTE-FDD	6.43	±9.6%
10110	CAG	LTE-FDD (SC-FDMA, 100% RB, 5 MHz, QPSK)	LTE-FDD	5.75	±9.6%
10111	CAG	LTE-FDD (SC-FDMA, 100% RB, 5 MHz, 16-QAM)	LTE-FDD	6.44	±9.6%
10112	CAG	LTE-FDD (SC-FDMA, 100% RB, 10 MHz, 64-QAM)	LTE-FDD	6.59	±9.6%
10113	CAG	LTE-FDD (SC-FDMA, 100% RB, 5 MHz, 64-QAM)	LTE-FDD	6.62	±9.6%
10114	CAC	IEEE 802.11n (HT Greenfield, 13.5 Mbps, BPSK)	WLAN	8.10	±9.6%
10115	CAC	IEEE 802.11n (HT Greenfield, 81 Mbps, 16-QAM)	WLAN	8.46	±9.6%
10116	CAC	IEEE 802.11n (HT Greenfield, 135 Mbps, 64-QAM)	WLAN	8.15	±9.6%
10117	CAC	IEEE 802.11n (HT Mixed, 13.5 Mbps, BPSK)	WLAN	8.07	±9.6%
10118	CAC	IEEE 802.11n (HT Mixed, 81 Mbps, 16-QAM)	WLAN	8.59	±9.6%
10119	CAC	IEEE 802.11n (HT Mixed, 135 Mbps, 64-QAM)	WLAN	8.13	±9.6%
10140	CAE	LTE-FDD (SC-FDMA, 100% RB, 15 MHz, 16-QAM)	LTE-FDD	6.49	±9.6%
10141	CAE	LTE-FDD (SC-FDMA, 100% RB, 15 MHz, 64-QAM)	LTE-FDD	6.53	±9.6%
10142	CAE	LTE-FDD (SC-FDMA, 100% RB, 3 MHz, QPSK)	LTE-FDD	5.73	±9.6%
10143	CAE	LTE-FDD (SC-FDMA, 100% RB, 3 MHz, 16-QAM)	LTE-FDD	6.35	±9.6%
10144	CAE	LTE-FDD (SC-FDMA, 100% RB, 3 MHz, 64-QAM)	LTE-FDD	6.65	±9.6%
10145	CAF	LTE-FDD (SC-FDMA, 100% RB, 1.4 MHz, QPSK)	LTE-FDD	5.76	±9.6%
10146	CAF	LTE-FDD (SC-FDMA, 100% RB, 1.4 MHz, 16-QAM)	LTE-FDD	6.41	±9.6%
10147	CAF	LTE-FDD (SC-FDMA, 100% RB, 1.4 MHz, 64-QAM)	LTE-FDD	6.72	±9.6%
10149	CAE	LTE-FDD (SC-FDMA, 50% RB, 20 MHz, 16-QAM)	LTE-FDD	6.42	±9.6%
10150	CAE	LTE-FDD (SC-FDMA, 50% RB, 20 MHz, 64-QAM)	LTE-FDD	6.60	±9.6%
10151	CAG	LTE-TDD (SC-FDMA, 50% RB, 20 MHz, QPSK)	LTE-TDD	9.28	±9.6%
10152	CAG	LTE-TDD (SC-FDMA, 50% RB, 20 MHz, 16-QAM)	LTE-TDD	9.92	±9.6%
10153	CAG	LTE-TDD (SC-FDMA, 50% RB, 20 MHz, 64-QAM)	LTE-TDD	10.05	±9.6%
10154	CAG	LTE-FDD (SC-FDMA, 50% RB, 10 MHz, QPSK)	LTE-FDD	5.75	±9.6%
10155	CAG	LTE-FDD (SC-FDMA, 50% RB, 10 MHz, 16-QAM)	LTE-FDD	6.43	±9.6%
10156	CAG	LTE-FDD (SC-FDMA, 50% RB, 5 MHz, QPSK)	LTE-FDD	5.79	±9.6%
10157	CAG	LTE-FDD (SC-FDMA, 50% RB, 5 MHz, 16-QAM)	LTE-FDD	6.49	±9.6%
10158	CAG	LTE-FDD (SC-FDMA, 50% RB, 10 MHz, 64-QAM)	LTE-FDD	6.62	±9.6%
10159	CAG	LTE-FDD (SC-FDMA, 50% RB, 5 MHz, 64-QAM)	LTE-FDD	6.56	±9.6%
10160	CAE	LTE-FDD (SC-FDMA, 50% RB, 15 MHz, QPSK)	LTE-FDD	5.82	±9.6%
10161	CAE	LTE-FDD (SC-FDMA, 50% RB, 15 MHz, 16-QAM)	LTE-FDD	6.43	±9.6%
10162	CAE	LTE-FDD (SC-FDMA, 50% RB, 15 MHz, 64-QAM)	LTE-FDD	6.58	±9.6%
10166	CAF	LTE-FDD (SC-FDMA, 50% RB, 1.4 MHz, QPSK)	LTE-FDD	5.46	±9.6%
10167	CAF	LTE-FDD (SC-FDMA, 50% RB, 1.4 MHz, 16-QAM)	LTE-FDD	6.21	±9.6%
10168	CAF	LTE-FDD (SC-FDMA, 50% RB, 1.4 MHz, 64-QAM)	LTE-FDD	6.79	±9.6%
10169	CAE	LTE-FDD (SC-FDMA, 1 RB, 20 MHz, QPSK)	LTE-FDD	5.73	±9.6%
10170	CAE	LTE-FDD (SC-FDMA, 1 RB, 20 MHz, 16-QAM)	LTE-FDD	6.52	±9.6%
10171	AAE	LTE-FDD (SC-FDMA, 1 RB, 20 MHz, 64-QAM)	LTE-FDD	6.49	±9.6%
10172	CAG	LTE-TDD (SC-FDMA, 1 RB, 20 MHz, QPSK)	LTE-TDD	9.21	±9.6%
10173	CAG	LTE-TDD (SC-FDMA, 1 RB, 20 MHz, 16-QAM)	LTE-TDD	9.48	±9.6%
10174	CAG	LTE-TDD (SC-FDMA, 1 RB, 20 MHz, 64-QAM)	LTE-TDD	10.25	±9.6%
10175	CAG	LTE-FDD (SC-FDMA, 1 RB, 10 MHz, QPSK)	LTE-FDD	5.72	±9.6%
10176	CAG	LTE-FDD (SC-FDMA, 1 RB, 10 MHz, 16-QAM)	LTE-FDD	6.52	±9.6%
10177	CAI	LTE-FDD (SC-FDMA, 1 RB, 5 MHz, QPSK)	LTE-FDD	5.73	±9.6%
10178	CAG	LTE-FDD (SC-FDMA, 1 RB, 5 MHz, 16-QAM)	LTE-FDD	6.52	±9.6%
10179	CAG	LTE-FDD (SC-FDMA, 1 RB, 10 MHz, 64-QAM)	LTE-FDD	6.50	±9.6%
10180	CAG	LTE-FDD (SC-FDMA, 1 RB, 5 MHz, 64-QAM)	LTE-FDD	6.50	±9.6%
10181	CAE	LTE-FDD (SC-FDMA, 1 RB, 15 MHz, QPSK)	LTE-FDD	5.72	±9.6%
10182	CAE	LTE-FDD (SC-FDMA, 1 RB, 15 MHz, 16-QAM)	LTE-FDD	6.52	±9.6%
10183	AAD	LTE-FDD (SC-FDMA, 1 RB, 15 MHz, 64-QAM)	LTE-FDD	6.50	±9.6%
10184	CAE	LTE-FDD (SC-FDMA, 1 RB, 3 MHz, QPSK)	LTE-FDD	5.73	±9.6%
10185	CAE	LTE-FDD (SC-FDMA, 1 RB, 3 MHz, 16-QAM)	LTE-FDD	6.51	±9.6%
10186	AAE	LTE-FDD (SC-FDMA, 1 RB, 3 MHz, 64-QAM)	LTE-FDD	6.50	±9.6%
10187	CAF	LTE-FDD (SC-FDMA, 1 RB, 1.4 MHz, QPSK)	LTE-FDD	5.73	±9.6%
10188	CAF	LTE-FDD (SC-FDMA, 1 RB, 1.4 MHz, 16-QAM)	LTE-FDD	6.52	±9.6%
10189	AAF	LTE-FDD (SC-FDMA, 1 RB, 1.4 MHz, 64-QAM)	LTE-FDD	6.50	±9.6%
10193	CAC	IEEE 802.11n (HT Greenfield, 6.5 Mbps, BPSK)	WLAN	8.09	±9.6%
10194	CAC	IEEE 802.11n (HT Greenfield, 39 Mbps, 16-QAM)	WLAN	8.12	±9.6%
10195	CAC	IEEE 802.11n (HT Greenfield, 65 Mbps, 64-QAM)	WLAN	8.21	±9.6%
10196	CAC	IEEE 802.11n (HT Mixed, 6.5 Mbps, BPSK)	WLAN	8.10	±9.6%
10197	CAC	IEEE 802.11n (HT Mixed, 39 Mbps, 16-QAM)	WLAN	8.13	±9.6%
10198	CAC	IEEE 802.11n (HT Mixed, 65 Mbps, 64-QAM)	WLAN	8.27	±9.6%
10219	CAC	IEEE 802.11n (HT Mixed, 7.2 Mbps, BPSK)	WLAN	8.03	±9.6%

10220	CAC	IEEE 802.11n (HT Mixed, 43.3 Mbps, 16-QAM)	WLAN	8.13	±9.6 %
10221	CAC	IEEE 802.11n (HT Mixed, 72.2 Mbps, 64-QAM)	WLAN	8.27	±9.6 %
10222	CAC	IEEE 802.11n (HT Mixed, 15 Mbps, BPSK)	WLAN	8.06	±9.6 %
10223	CAC	IEEE 802.11n (HT Mixed, 90 Mbps, 16-QAM)	WLAN	8.48	±9.6 %
10224	CAC	IEEE 802.11n (HT Mixed, 150 Mbps, 64-QAM)	WLAN	8.08	±9.6 %
10225	CAB	UMTS-FDD (HSPA+)	WCDMA	5.97	±9.6 %
10226	CAA	LTE-TDD (SC-FDMA, 1 RB, 1.4 MHz, 16-QAM)	LTE-TDD	9.49	±9.6 %
10227	CAA	LTE-TDD (SC-FDMA, 1 RB, 1.4 MHz, 64-QAM)	LTE-TDD	10.26	±9.6 %
10228	CAA	LTE-TDD (SC-FDMA, 1 RB, 1.4 MHz, QPSK)	LTE-TDD	9.22	±9.6 %
10229	CAC	LTE-TDD (SC-FDMA, 1 RB, 3 MHz, 16-QAM)	LTE-TDD	9.48	±9.6 %
10230	CAC	LTE-TDD (SC-FDMA, 1 RB, 3 MHz, 64-QAM)	LTE-TDD	10.25	±9.6 %
10231	CAC	LTE-TDD (SC-FDMA, 1 RB, 3 MHz, QPSK)	LTE-TDD	9.19	±9.6 %
10232	CAF	LTE-TDD (SC-FDMA, 1 RB, 5 MHz, 16-QAM)	LTE-TDD	9.48	±9.6 %
10233	CAF	LTE-TDD (SC-FDMA, 1 RB, 5 MHz, 64-QAM)	LTE-TDD	10.25	±9.6 %
10234	CAF	LTE-TDD (SC-FDMA, 1 RB, 5 MHz, QPSK)	LTE-TDD	9.21	±9.6 %
10235	CAF	LTE-TDD (SC-FDMA, 1 RB, 10 MHz, 16-QAM)	LTE-TDD	9.48	±9.6 %
10236	CAF	LTE-TDD (SC-FDMA, 1 RB, 10 MHz, 64-QAM)	LTE-TDD	10.25	±9.6 %
10237	CAF	LTE-TDD (SC-FDMA, 1 RB, 10 MHz, QPSK)	LTE-TDD	9.21	±9.6 %
10238	CAF	LTE-TDD (SC-FDMA, 1 RB, 15 MHz, 16-QAM)	LTE-TDD	9.48	±9.6 %
10239	CAF	LTE-TDD (SC-FDMA, 1 RB, 15 MHz, 64-QAM)	LTE-TDD	10.25	±9.6 %
10240	CAF	LTE-TDD (SC-FDMA, 1 RB, 15 MHz, QPSK)	LTE-TDD	9.21	±9.6 %
10241	CAA	LTE-TDD (SC-FDMA, 50% RB, 1.4 MHz, 16-QAM)	LTE-TDD	9.82	±9.6 %
10242	CAA	LTE-TDD (SC-FDMA, 50% RB, 1.4 MHz, 64-QAM)	LTE-TDD	9.86	±9.6 %
10243	CAA	LTE-TDD (SC-FDMA, 50% RB, 1.4 MHz, QPSK)	LTE-TDD	9.46	±9.6 %
10244	CAC	LTE-TDD (SC-FDMA, 50% RB, 3 MHz, 16-QAM)	LTE-TDD	10.06	±9.6 %
10245	CAC	LTE-TDD (SC-FDMA, 50% RB, 3 MHz, 64-QAM)	LTE-TDD	10.06	±9.6 %
10246	CAC	LTE-TDD (SC-FDMA, 50% RB, 3 MHz, QPSK)	LTE-TDD	9.30	±9.6 %
10247	CAF	LTE-TDD (SC-FDMA, 50% RB, 5 MHz, 16-QAM)	LTE-TDD	9.91	±9.6 %
10248	CAF	LTE-TDD (SC-FDMA, 50% RB, 5 MHz, 64-QAM)	LTE-TDD	10.09	±9.6 %
10249	CAF	LTE-TDD (SC-FDMA, 50% RB, 5 MHz, QPSK)	LTE-TDD	9.29	±9.6 %
10250	CAF	LTE-TDD (SC-FDMA, 50% RB, 10 MHz, 16-QAM)	LTE-TDD	9.81	±9.6 %
10251	CAF	LTE-TDD (SC-FDMA, 50% RB, 10 MHz, 64-QAM)	LTE-TDD	10.17	±9.6 %
10252	CAF	LTE-TDD (SC-FDMA, 50% RB, 10 MHz, QPSK)	LTE-TDD	9.24	±9.6 %
10253	CAF	LTE-TDD (SC-FDMA, 50% RB, 15 MHz, 16-QAM)	LTE-TDD	9.90	±9.6 %
10254	CAF	LTE-TDD (SC-FDMA, 50% RB, 15 MHz, 64-QAM)	LTE-TDD	10.14	±9.6 %
10255	CAF	LTE-TDD (SC-FDMA, 50% RB, 15 MHz, QPSK)	LTE-TDD	9.20	±9.6 %
10256	CAA	LTE-TDD (SC-FDMA, 100% RB, 1.4 MHz, 16-QAM)	LTE-TDD	9.96	±9.6 %
10257	CAA	LTE-TDD (SC-FDMA, 100% RB, 1.4 MHz, 64-QAM)	LTE-TDD	10.08	±9.6 %
10258	CAA	LTE-TDD (SC-FDMA, 100% RB, 1.4 MHz, QPSK)	LTE-TDD	9.34	±9.6 %
10259	CAC	LTE-TDD (SC-FDMA, 100% RB, 3 MHz, 16-QAM)	LTE-TDD	9.98	±9.6 %
10260	CAC	LTE-TDD (SC-FDMA, 100% RB, 3 MHz, 64-QAM)	LTE-TDD	9.97	±9.6 %
10261	CAC	LTE-TDD (SC-FDMA, 100% RB, 3 MHz, QPSK)	LTE-TDD	9.24	±9.6 %
10262	CAF	LTE-TDD (SC-FDMA, 100% RB, 5 MHz, 16-QAM)	LTE-TDD	9.83	±9.6 %
10263	CAF	LTE-TDD (SC-FDMA, 100% RB, 5 MHz, 64-QAM)	LTE-TDD	10.16	±9.6 %
10264	CAF	LTE-TDD (SC-FDMA, 100% RB, 5 MHz, QPSK)	LTE-TDD	9.23	±9.6 %
10265	CAF	LTE-TDD (SC-FDMA, 100% RB, 10 MHz, 16-QAM)	LTE-TDD	9.92	±9.6 %
10266	CAF	LTE-TDD (SC-FDMA, 100% RB, 10 MHz, 64-QAM)	LTE-TDD	10.07	±9.6 %
10267	CAF	LTE-TDD (SC-FDMA, 100% RB, 10 MHz, QPSK)	LTE-TDD	9.30	±9.6 %
10268	CAF	LTE-TDD (SC-FDMA, 100% RB, 15 MHz, 16-QAM)	LTE-TDD	10.06	±9.6 %
10269	CAF	LTE-TDD (SC-FDMA, 100% RB, 15 MHz, 64-QAM)	LTE-TDD	10.13	±9.6 %
10270	CAF	LTE-TDD (SC-FDMA, 100% RB, 15 MHz, QPSK)	LTE-TDD	9.58	±9.6 %
10274	CAB	UMTS-FDD (HSUPA, Subtest 5, 3GPP Rel8.10)	WCDMA	4.87	±9.6 %
10275	CAB	UMTS-FDD (HSUPA, Subtest 5, 3GPP Rel8.4)	WCDMA	3.96	±9.6 %
10277	CAA	PHS (QPSK)	PHS	11.81	±9.6 %
10278	CAA	PHS (QPSK, BW 884MHz, Rolloff 0.5)	PHS	11.81	±9.6 %
10279	CAA	PHS (QPSK, BW 884MHz, Rolloff 0.38)	PHS	12.18	±9.6 %
10290	AAB	CDMA2000, RC1, SO55, Full Rate	CDMA2000	3.91	±9.6 %
10291	AAB	CDMA2000, RC3, SO55, Full Rate	CDMA2000	3.46	±9.6 %
10292	AAB	CDMA2000, RC3, SO32, Full Rate	CDMA2000	3.39	±9.6 %
10293	AAB	CDMA2000, RC3, SO3, Full Rate	CDMA2000	3.50	±9.6 %
10295	AAB	CDMA2000, RC1, SO3, 1/8th Rate 25 fr.	CDMA2000	12.49	±9.6 %
10297	AAD	LTE-FDD (SC-FDMA, 50% RB, 20 MHz, QPSK)	LTE-FDD	5.81	±9.6 %
10298	AAD	LTE-FDD (SC-FDMA, 50% RB, 3 MHz, QPSK)	LTE-FDD	5.72	±9.6 %
10299	AAD	LTE-FDD (SC-FDMA, 50% RB, 3 MHz, 16-QAM)	LTE-FDD	6.39	±9.6 %

10300	AAD	LTE-FDD (SC-FDMA, 50% RB, 3 MHz, 64-QAM)	LTE-FDD	6.60	± 9.6 %
10301	AAA	IEEE 802.16e WiMAX (29:18, 5ms, 10MHz, QPSK, PUSC)	WiMAX	12.03	± 9.6 %
10302	AAA	IEEE 802.16e WiMAX (29:18, 5ms, 10MHz, QPSK, PUSC, 3 CTRL symbols)	WiMAX	12.57	± 9.6 %
10303	AAA	IEEE 802.16e WiMAX (31:15, 5ms, 10MHz, 64QAM, PUSC)	WiMAX	12.52	± 9.6 %
10304	AAA	IEEE 802.16e WiMAX (29:18, 5ms, 10MHz, 64QAM, PUSC)	WiMAX	11.86	± 9.6 %
10305	AAA	IEEE 802.16e WiMAX (31:15, 10ms, 10MHz, 64QAM, PUSC, 15 symbols)	WiMAX	15.24	± 9.6 %
10306	AAA	IEEE 802.16e WiMAX (29:18, 10ms, 10MHz, 64QAM, PUSC, 18 symbols)	WiMAX	14.67	± 9.6 %
10307	AAA	IEEE 802.16e WiMAX (29:18, 10ms, 10MHz, QPSK, PUSC, 18 symbols)	WiMAX	14.49	± 9.6 %
10308	AAA	IEEE 802.16e WiMAX (29:18, 10ms, 10MHz, 16QAM, PUSC)	WiMAX	14.46	± 9.6 %
10309	AAA	IEEE 802.16e WiMAX (29:18, 10ms, 10MHz, 16QAM, AMC 2x3, 18 symbols)	WiMAX	14.58	± 9.6 %
10310	AAA	IEEE 802.16e WiMAX (29:18, 10ms, 10MHz, QPSK, AMC 2x3, 18 symbols)	WiMAX	14.57	± 9.6 %
10311	AAD	LTE-FDD (SC-FDMA, 100% RB, 15 MHz, QPSK)	LTE-FDD	6.06	± 9.6 %
10313	AAA	IDEN 1:3	IDEN	10.51	± 9.6 %
10314	AAA	IDEN 1:6	IDEN	13.48	± 9.6 %
10315	AAB	IEEE 802.11b WiFi 2.4 GHz (DSSS, 1 Mbps, 96pc duty cycle)	WLAN	1.71	± 9.6 %
10316	AAB	IEEE 802.11g WiFi 2.4 GHz (ERP-OFDM, 6 Mbps, 96pc duty cycle)	WLAN	8.36	± 9.6 %
10317	AAC	IEEE 802.11a WiFi 5 GHz (OFDM, 6 Mbps, 96pc duty cycle)	WLAN	8.36	± 9.6 %
10352	AAA	Pulse Waveform (200Hz, 10%)	Generic	10.00	± 9.6 %
10353	AAA	Pulse Waveform (200Hz, 20%)	Generic	6.99	± 9.6 %
10354	AAA	Pulse Waveform (200Hz, 40%)	Generic	3.98	± 9.6 %
10355	AAA	Pulse Waveform (200Hz, 60%)	Generic	2.22	± 9.6 %
10356	AAA	Pulse Waveform (200Hz, 80%)	Generic	0.97	± 9.6 %
10387	AAA	QPSK Waveform, 1 MHz	Generic	5.10	± 9.6 %
10388	AAA	QPSK Waveform, 10 MHz	Generic	5.22	± 9.6 %
10396	AAA	64-QAM Waveform, 100 kHz	Generic	6.27	± 9.6 %
10399	AAA	64-QAM Waveform, 40 MHz	Generic	6.27	± 9.6 %
10400	AAD	IEEE 802.11ac WiFi (20MHz, 64-QAM, 99pc duty cycle)	WLAN	8.37	± 9.6 %
10401	AAD	IEEE 802.11ac WiFi (40MHz, 64-QAM, 99pc duty cycle)	WLAN	8.60	± 9.6 %
10402	AAD	IEEE 802.11ac WiFi (80MHz, 64-QAM, 99pc duty cycle)	WLAN	8.53	± 9.6 %
10403	AAB	CDMA2000 (1xEV-DO, Rev. 0)	CDMA2000	3.76	± 9.6 %
10404	AAB	CDMA2000 (1xEV-DO, Rev. A)	CDMA2000	3.77	± 9.6 %
10406	AAB	CDMA2000, RC3, SO32, SCH0, Full Rate	CDMA2000	5.22	± 9.6 %
10410	AAF	LTE-TDD (SC-FDMA, 1 RB, 10 MHz, QPSK, UL, Subframe=2,3,4,7,8,9, Subframe Conf=4)	LTE-TDD	7.82	± 9.6 %
10414	AAA	WLAN CCDF, 64-QAM, 40MHz	Generic	8.54	± 9.6 %
10415	AAA	IEEE 802.11b WiFi 2.4 GHz (DSSS, 1 Mbps, 99pc duty cycle)	WLAN	1.54	± 9.6 %
10416	AAA	IEEE 802.11g WiFi 2.4 GHz (ERP-OFDM, 6 Mbps, 99pc duty cycle)	WLAN	8.23	± 9.6 %
10417	AAB	IEEE 802.11a/n WiFi 5 GHz (OFDM, 6 Mbps, 99pc duty cycle)	WLAN	8.23	± 9.6 %
10418	AAA	IEEE 802.11g WiFi 2.4 GHz (DSSS-OFDM, 6 Mbps, 99pc duty cycle, Long preamble)	WLAN	8.14	± 9.6 %
10419	AAA	IEEE 802.11g WiFi 2.4 GHz (DSSS-OFDM, 6 Mbps, 99pc duty cycle, Short preamble)	WLAN	8.19	± 9.6 %
10422	AAB	IEEE 802.11n (HT Greenfield, 7.2 Mbps, BPSK)	WLAN	8.32	± 9.6 %
10423	AAB	IEEE 802.11n (HT Greenfield, 43.3 Mbps, 16-QAM)	WLAN	8.47	± 9.6 %
10424	AAB	IEEE 802.11n (HT Greenfield, 72.2 Mbps, 64-QAM)	WLAN	8.40	± 9.6 %
10425	AAB	IEEE 802.11n (HT Greenfield, 15 Mbps, BPSK)	WLAN	8.41	± 9.6 %
10426	AAB	IEEE 802.11n (HT Greenfield, 90 Mbps, 16-QAM)	WLAN	8.45	± 9.6 %
10427	AAB	IEEE 802.11n (HT Greenfield, 150 Mbps, 64-QAM)	WLAN	8.41	± 9.6 %
10430	AAD	LTE-FDD (OFDMA, 5 MHz, E-TM 3.1)	LTE-FDD	8.28	± 9.6 %
10431	AAD	LTE-FDD (OFDMA, 10 MHz, E-TM 3.1)	LTE-FDD	8.38	± 9.6 %
10432	AAC	LTE-FDD (OFDMA, 15 MHz, E-TM 3.1)	LTE-FDD	8.34	± 9.6 %
10433	AAC	LTE-FDD (OFDMA, 20 MHz, E-TM 3.1)	LTE-FDD	8.34	± 9.6 %
10434	AAA	W-CDMA (BS Test Model 1, 64 DPCH)	WCDMA	8.60	± 9.6 %
10435	AAF	LTE-TDD (SC-FDMA, 1 RB, 20 MHz, QPSK, UL, Subframe=2,3,4,7,8,9)	LTE-TDD	7.82	± 9.6 %
10447	AAD	LTE-FDD (OFDMA, 5 MHz, E-TM 3.1, Clipping 44%)	LTE-FDD	7.56	± 9.6 %
10448	AAD	LTE-FDD (OFDMA, 10 MHz, E-TM 3.1, Clipping 44%)	LTE-FDD	7.53	± 9.6 %
10449	AAC	LTE-FDD (OFDMA, 15 MHz, E-TM 3.1, Clipping 44%)	LTE-FDD	7.51	± 9.6 %
10450	AAC	LTE-FDD (OFDMA, 20 MHz, E-TM 3.1, Clipping 44%)	LTE-FDD	7.48	± 9.6 %

10451	AAA	W-CDMA (BS Test Model 1, 64 DPCH, Clipping 44%)	WCDMA	7.59	± 9.6 %
10456	AAB	IEEE 802.11ac WiFi (160MHz, 64-QAM, 99pc duty cycle)	WLAN	8.63	± 9.6 %
10457	AAA	UMTS-FDD (DC-HSDPA)	WCDMA	6.62	± 9.6 %
10458	AAA	CDMA2000 (1xEV-DO, Rev. B, 2 carriers)	CDMA2000	6.55	± 9.6 %
10459	AAA	CDMA2000 (1xEV-DO, Rev. B, 3 carriers)	CDMA2000	8.25	± 9.6 %
10460	AAA	UMTS-FDD (WCDMA, AMR)	WCDMA	2.39	± 9.6 %
10461	AAA	LTE-TDD (SC-FDMA, 1 RB, 1.4 MHz, QPSK, UL Subframe=2,3,4,7,8,9)	LTE-TDD	7.82	± 9.6 %
10462	AAA	LTE-TDD (SC-FDMA, 1 RB, 1.4 MHz, 16-QAM, UL Subframe=2,3,4,7,8,9)	LTE-TDD	8.30	± 9.6 %
10463	AAA	LTE-TDD (SC-FDMA, 1 RB, 1.4 MHz, 64-QAM, UL Subframe=2,3,4,7,8,9)	LTE-TDD	8.56	± 9.6 %
10464	AAB	LTE-TDD (SC-FDMA, 1 RB, 3 MHz, QPSK, UL Subframe=2,3,4,7,8,9)	LTE-TDD	7.82	± 9.6 %
10465	AAB	LTE-TDD (SC-FDMA, 1 RB, 3 MHz, 16-QAM, UL Subframe=2,3,4,7,8,9)	LTE-TDD	8.32	± 9.6 %
10466	AAB	LTE-TDD (SC-FDMA, 1 RB, 3 MHz, 64-QAM, UL Subframe=2,3,4,7,8,9)	LTE-TDD	8.57	± 9.6 %
10467	AAE	LTE-TDD (SC-FDMA, 1 RB, 5 MHz, QPSK, UL Subframe=2,3,4,7,8,9)	LTE-TDD	7.82	± 9.6 %
10468	AAE	LTE-TDD (SC-FDMA, 1 RB, 5 MHz, 16-QAM, UL Subframe=2,3,4,7,8,9)	LTE-TDD	8.32	± 9.6 %
10469	AAE	LTE-TDD (SC-FDMA, 1 RB, 5 MHz, 64-QAM, UL Subframe=2,3,4,7,8,9)	LTE-TDD	8.56	± 9.6 %
10470	AAE	LTE-TDD (SC-FDMA, 1 RB, 10 MHz, QPSK, UL Subframe=2,3,4,7,8,9)	LTE-TDD	7.82	± 9.6 %
10471	AAE	LTE-TDD (SC-FDMA, 1 RB, 10 MHz, 16-QAM, UL Subframe=2,3,4,7,8,9)	LTE-TDD	8.32	± 9.6 %
10472	AAE	LTE-TDD (SC-FDMA, 1 RB, 10 MHz, 64-QAM, UL Subframe=2,3,4,7,8,9)	LTE-TDD	8.57	± 9.6 %
10473	AAE	LTE-TDD (SC-FDMA, 1 RB, 15 MHz, QPSK, UL Subframe=2,3,4,7,8,9)	LTE-TDD	7.82	± 9.6 %
10474	AAE	LTE-TDD (SC-FDMA, 1 RB, 15 MHz, 16-QAM, UL Subframe=2,3,4,7,8,9)	LTE-TDD	8.32	± 9.6 %
10475	AAE	LTE-TDD (SC-FDMA, 1 RB, 15 MHz, 64-QAM, UL Subframe=2,3,4,7,8,9)	LTE-TDD	8.57	± 9.6 %
10477	AAF	LTE-TDD (SC-FDMA, 1 RB, 20 MHz, 16-QAM, UL Subframe=2,3,4,7,8,9)	LTE-TDD	8.32	± 9.6 %
10478	AAF	LTE-TDD (SC-FDMA, 1 RB, 20 MHz, 64-QAM, UL Subframe=2,3,4,7,8,9)	LTE-TDD	8.57	± 9.6 %
10479	AAA	LTE-TDD (SC-FDMA, 50% RB, 1.4 MHz, QPSK, UL Subframe=2,3,4,7,8,9)	LTE-TDD	7.74	± 9.6 %
10480	AAA	LTE-TDD (SC-FDMA, 50% RB, 1.4 MHz, 16-QAM, UL Subframe=2,3,4,7,8,9)	LTE-TDD	8.18	± 9.6 %
10481	AAA	LTE-TDD (SC-FDMA, 50% RB, 1.4 MHz, 64-QAM, UL Subframe=2,3,4,7,8,9)	LTE-TDD	8.45	± 9.6 %
10482	AAB	LTE-TDD (SC-FDMA, 50% RB, 3 MHz, QPSK, UL Subframe=2,3,4,7,8,9)	LTE-TDD	7.71	± 9.6 %
10483	AAB	LTE-TDD (SC-FDMA, 50% RB, 3 MHz, 16-QAM, UL Subframe=2,3,4,7,8,9)	LTE-TDD	8.39	± 9.6 %
10484	AAB	LTE-TDD (SC-FDMA, 50% RB, 3 MHz, 64-QAM, UL Subframe=2,3,4,7,8,9)	LTE-TDD	8.47	± 9.6 %
10485	AAE	LTE-TDD (SC-FDMA, 50% RB, 5 MHz, QPSK, UL Subframe=2,3,4,7,8,9)	LTE-TDD	7.59	± 9.6 %
10486	AAE	LTE-TDD (SC-FDMA, 50% RB, 5 MHz, 16-QAM, UL Subframe=2,3,4,7,8,9)	LTE-TDD	8.38	± 9.6 %
10487	AAE	LTE-TDD (SC-FDMA, 50% RB, 5 MHz, 64-QAM, UL Subframe=2,3,4,7,8,9)	LTE-TDD	8.60	± 9.6 %
10488	AAE	LTE-TDD (SC-FDMA, 50% RB, 10 MHz, QPSK, UL Subframe=2,3,4,7,8,9)	LTE-TDD	7.70	± 9.6 %
10489	AAE	LTE-TDD (SC-FDMA, 50% RB, 10 MHz, 16-QAM, UL Subframe=2,3,4,7,8,9)	LTE-TDD	8.31	± 9.6 %
10490	AAE	LTE-TDD (SC-FDMA, 50% RB, 10 MHz, 64-QAM, UL Subframe=2,3,4,7,8,9)	LTE-TDD	8.54	± 9.6 %
10491	AAE	LTE-TDD (SC-FDMA, 50% RB, 15 MHz, QPSK, UL Subframe=2,3,4,7,8,9)	LTE-TDD	7.74	± 9.6 %

10492	AAE	LTE-TDD (SC-FDMA, 50% RB, 15 MHz, 16-QAM, UL Subframe=2,3,4,7,8,9)	LTE-TDD	8.41	± 9.6 %
10493	AAE	LTE-TDD (SC-FDMA, 50% RB, 15 MHz, 64-QAM, UL Subframe=2,3,4,7,8,9)	LTE-TDD	8.55	± 9.6 %
10494	AAF	LTE-TDD (SC-FDMA, 50% RB, 20 MHz, QPSK, UL Subframe=2,3,4,7,8,9)	LTE-TDD	7.74	± 9.6 %
10495	AAF	LTE-TDD (SC-FDMA, 50% RB, 20 MHz, 16-QAM, UL Subframe=2,3,4,7,8,9)	LTE-TDD	8.37	± 9.6 %
10496	AAF	LTE-TDD (SC-FDMA, 50% RB, 20 MHz, 64-QAM, UL Subframe=2,3,4,7,8,9)	LTE-TDD	8.54	± 9.6 %
10497	AAA	LTE-TDD (SC-FDMA, 100% RB, 1.4 MHz, QPSK, UL Subframe=2,3,4,7,8,9)	LTE-TDD	7.67	± 9.6 %
10498	AAA	LTE-TDD (SC-FDMA, 100% RB, 1.4 MHz, 16-QAM, UL Subframe=2,3,4,7,8,9)	LTE-TDD	8.40	± 9.6 %
10499	AAA	LTE-TDD (SC-FDMA, 100% RB, 1.4 MHz, 64-QAM, UL Subframe=2,3,4,7,8,9)	LTE-TDD	8.68	± 9.6 %
10500	AAB	LTE-TDD (SC-FDMA, 100% RB, 3 MHz, QPSK, UL Subframe=2,3,4,7,8,9)	LTE-TDD	7.67	± 9.6 %
10501	AAB	LTE-TDD (SC-FDMA, 100% RB, 3 MHz, 16-QAM, UL Subframe=2,3,4,7,8,9)	LTE-TDD	8.44	± 9.6 %
10502	AAB	LTE-TDD (SC-FDMA, 100% RB, 3 MHz, 64-QAM, UL Subframe=2,3,4,7,8,9)	LTE-TDD	8.52	± 9.6 %
10503	AAE	LTE-TDD (SC-FDMA, 100% RB, 5 MHz, QPSK, UL Subframe=2,3,4,7,8,9)	LTE-TDD	7.72	± 9.6 %
10504	AAE	LTE-TDD (SC-FDMA, 100% RB, 5 MHz, 16-QAM, UL Subframe=2,3,4,7,8,9)	LTE-TDD	8.31	± 9.6 %
10505	AAE	LTE-TDD (SC-FDMA, 100% RB, 5 MHz, 64-QAM, UL Subframe=2,3,4,7,8,9)	LTE-TDD	8.54	± 9.6 %
10506	AAE	LTE-TDD (SC-FDMA, 100% RB, 10 MHz, QPSK, UL Subframe=2,3,4,7,8,9)	LTE-TDD	7.74	± 9.6 %
10507	AAE	LTE-TDD (SC-FDMA, 100% RB, 10 MHz, 16-QAM, UL Subframe=2,3,4,7,8,9)	LTE-TDD	8.36	± 9.6 %
10508	AAE	LTE-TDD (SC-FDMA, 100% RB, 10 MHz, 64-QAM, UL Subframe=2,3,4,7,8,9)	LTE-TDD	8.55	± 9.6 %
10509	AAE	LTE-TDD (SC-FDMA, 100% RB, 15 MHz, QPSK, UL Subframe=2,3,4,7,8,9)	LTE-TDD	7.99	± 9.6 %
10510	AAE	LTE-TDD (SC-FDMA, 100% RB, 15 MHz, 16-QAM, UL Subframe=2,3,4,7,8,9)	LTE-TDD	8.49	± 9.6 %
10511	AAE	LTE-TDD (SC-FDMA, 100% RB, 15 MHz, 64-QAM, UL Subframe=2,3,4,7,8,9)	LTE-TDD	8.51	± 9.6 %
10512	AAF	LTE-TDD (SC-FDMA, 100% RB, 20 MHz, QPSK, UL Subframe=2,3,4,7,8,9)	LTE-TDD	7.74	± 9.6 %
10513	AAF	LTE-TDD (SC-FDMA, 100% RB, 20 MHz, 16-QAM, UL Subframe=2,3,4,7,8,9)	LTE-TDD	8.42	± 9.6 %
10514	AAF	LTE-TDD (SC-FDMA, 100% RB, 20 MHz, 64-QAM, UL Subframe=2,3,4,7,8,9)	LTE-TDD	8.45	± 9.6 %
10515	AAA	IEEE 802.11b WiFi 2.4 GHz (DSSS, 2 Mbps, 99pc duty cycle)	WLAN	1.58	± 9.6 %
10516	AAA	IEEE 802.11b WiFi 2.4 GHz (DSSS, 5.5 Mbps, 99pc duty cycle)	WLAN	1.57	± 9.6 %
10517	AAA	IEEE 802.11b WiFi 2.4 GHz (DSSS, 11 Mbps, 99pc duty cycle)	WLAN	1.58	± 9.6 %
10518	AAB	IEEE 802.11a/h WiFi 5 GHz (OFDM, 9 Mbps, 99pc duty cycle)	WLAN	8.23	± 9.6 %
10519	AAB	IEEE 802.11a/h WiFi 5 GHz (OFDM, 12 Mbps, 99pc duty cycle)	WLAN	8.39	± 9.6 %
10520	AAB	IEEE 802.11a/h WiFi 5 GHz (OFDM, 18 Mbps, 99pc duty cycle)	WLAN	8.12	± 9.6 %
10521	AAB	IEEE 802.11a/h WiFi 5 GHz (OFDM, 24 Mbps, 99pc duty cycle)	WLAN	7.97	± 9.6 %
10522	AAB	IEEE 802.11a/h WiFi 5 GHz (OFDM, 36 Mbps, 99pc duty cycle)	WLAN	8.45	± 9.6 %
10523	AAB	IEEE 802.11a/h WiFi 5 GHz (OFDM, 48 Mbps, 99pc duty cycle)	WLAN	8.08	± 9.6 %
10524	AAB	IEEE 802.11a/h WiFi 5 GHz (OFDM, 54 Mbps, 99pc duty cycle)	WLAN	8.27	± 9.6 %
10525	AAB	IEEE 802.11ac WiFi (20MHz, MCS0, 99pc duty cycle)	WLAN	8.36	± 9.6 %
10526	AAB	IEEE 802.11ac WiFi (20MHz, MCS1, 99pc duty cycle)	WLAN	8.42	± 9.6 %
10527	AAB	IEEE 802.11ac WiFi (20MHz, MCS2, 99pc duty cycle)	WLAN	8.21	± 9.6 %
10528	AAB	IEEE 802.11ac WiFi (20MHz, MCS3, 99pc duty cycle)	WLAN	8.36	± 9.6 %
10529	AAB	IEEE 802.11ac WiFi (20MHz, MCS4, 99pc duty cycle)	WLAN	8.36	± 9.6 %
10531	AAB	IEEE 802.11ac WiFi (20MHz, MCS6, 99pc duty cycle)	WLAN	8.43	± 9.6 %
10532	AAB	IEEE 802.11ac WiFi (20MHz, MCS7, 99pc duty cycle)	WLAN	8.29	± 9.6 %
10533	AAB	IEEE 802.11ac WiFi (20MHz, MCS8, 99pc duty cycle)	WLAN	8.38	± 9.6 %
10534	AAB	IEEE 802.11ac WiFi (40MHz, MCS9, 99pc duty cycle)	WLAN	8.45	± 9.6 %

10535	AAB	IEEE 802.11ac WiFi (40MHz, MCS1, 99pc duty cycle)	WLAN	8.45	±9.6%
10536	AAB	IEEE 802.11ac WiFi (40MHz, MCS2, 99pc duty cycle)	WLAN	8.32	±9.6%
10537	AAB	IEEE 802.11ac WiFi (40MHz, MCS3, 99pc duty cycle)	WLAN	8.44	±9.6%
10538	AAB	IEEE 802.11ac WiFi (40MHz, MCS4, 99pc duty cycle)	WLAN	8.54	±9.6%
10540	AAB	IEEE 802.11ac WiFi (40MHz, MCS6, 99pc duty cycle)	WLAN	8.39	±9.6%
10541	AAB	IEEE 802.11ac WiFi (40MHz, MCS7, 99pc duty cycle)	WLAN	8.46	±9.6%
10542	AAB	IEEE 802.11ac WiFi (40MHz, MCS8, 99pc duty cycle)	WLAN	8.65	±9.6%
10543	AAB	IEEE 802.11ac WiFi (40MHz, MCS9, 99pc duty cycle)	WLAN	8.65	±9.6%
10544	AAB	IEEE 802.11ac WiFi (80MHz, MCS0, 99pc duty cycle)	WLAN	8.47	±9.6%
10545	AAB	IEEE 802.11ac WiFi (80MHz, MCS1, 99pc duty cycle)	WLAN	8.55	±9.6%
10546	AAB	IEEE 802.11ac WiFi (80MHz, MCS2, 99pc duty cycle)	WLAN	8.35	±9.6%
10547	AAB	IEEE 802.11ac WiFi (80MHz, MCS3, 99pc duty cycle)	WLAN	8.49	±9.6%
10548	AAB	IEEE 802.11ac WiFi (80MHz, MCS4, 99pc duty cycle)	WLAN	8.37	±9.6%
10550	AAB	IEEE 802.11ac WiFi (80MHz, MCS6, 99pc duty cycle)	WLAN	8.38	±9.6%
10551	AAB	IEEE 802.11ac WiFi (80MHz, MCS7, 99pc duty cycle)	WLAN	8.50	±9.6%
10552	AAB	IEEE 802.11ac WiFi (80MHz, MCS8, 99pc duty cycle)	WLAN	8.42	±9.6%
10553	AAB	IEEE 802.11ac WiFi (80MHz, MCS9, 99pc duty cycle)	WLAN	8.45	±9.6%
10554	AAC	IEEE 802.11ac WiFi (160MHz, MCS0, 99pc duty cycle)	WLAN	8.48	±9.6%
10555	AAC	IEEE 802.11ac WiFi (160MHz, MCS1, 99pc duty cycle)	WLAN	8.47	±9.6%
10556	AAC	IEEE 802.11ac WiFi (160MHz, MCS2, 99pc duty cycle)	WLAN	8.50	±9.6%
10557	AAC	IEEE 802.11ac WiFi (160MHz, MCS3, 99pc duty cycle)	WLAN	8.52	±9.6%
10558	AAC	IEEE 802.11ac WiFi (160MHz, MCS4, 99pc duty cycle)	WLAN	8.61	±9.6%
10560	AAC	IEEE 802.11ac WiFi (160MHz, MCS6, 99pc duty cycle)	WLAN	8.73	±9.6%
10561	AAC	IEEE 802.11ac WiFi (160MHz, MCS7, 99pc duty cycle)	WLAN	8.56	±9.6%
10562	AAC	IEEE 802.11ac WiFi (160MHz, MCS8, 99pc duty cycle)	WLAN	8.69	±9.6%
10563	AAC	IEEE 802.11ac WiFi (160MHz, MCS9, 99pc duty cycle)	WLAN	8.77	±9.6%
10564	AAA	IEEE 802.11g WiFi 2.4 GHz (DSSS-OFDM, 9 Mbps, 99pc duty cycle)	WLAN	8.25	±9.6%
10565	AAA	IEEE 802.11g WiFi 2.4 GHz (DSSS-OFDM, 12 Mbps, 99pc duty cycle)	WLAN	8.45	±9.6%
10566	AAA	IEEE 802.11g WiFi 2.4 GHz (DSSS-OFDM, 18 Mbps, 99pc duty cycle)	WLAN	8.13	±9.6%
10567	AAA	IEEE 802.11g WiFi 2.4 GHz (DSSS-OFDM, 24 Mbps, 99pc duty cycle)	WLAN	8.00	±9.6%
10568	AAA	IEEE 802.11g WiFi 2.4 GHz (DSSS-OFDM, 36 Mbps, 99pc duty cycle)	WLAN	8.37	±9.6%
10569	AAA	IEEE 802.11g WiFi 2.4 GHz (DSSS-OFDM, 48 Mbps, 99pc duty cycle)	WLAN	8.10	±9.6%
10570	AAA	IEEE 802.11g WiFi 2.4 GHz (DSSS-OFDM, 54 Mbps, 99pc duty cycle)	WLAN	8.30	±9.6%
10571	AAA	IEEE 802.11b WiFi 2.4 GHz (DSSS, 1 Mbps, 90pc duty cycle)	WLAN	1.99	±9.6%
10572	AAA	IEEE 802.11b WiFi 2.4 GHz (DSSS, 2 Mbps, 90pc duty cycle)	WLAN	1.99	±9.6%
10573	AAA	IEEE 802.11b WiFi 2.4 GHz (DSSS, 5.5 Mbps, 90pc duty cycle)	WLAN	1.98	±9.6%
10574	AAA	IEEE 802.11b WiFi 2.4 GHz (DSSS, 11 Mbps, 90pc duty cycle)	WLAN	1.98	±9.6%
10575	AAA	IEEE 802.11g WiFi 2.4 GHz (DSSS-OFDM, 6 Mbps, 90pc duty cycle)	WLAN	8.59	±9.6%
10576	AAA	IEEE 802.11g WiFi 2.4 GHz (DSSS-OFDM, 9 Mbps, 90pc duty cycle)	WLAN	8.60	±9.6%
10577	AAA	IEEE 802.11g WiFi 2.4 GHz (DSSS-OFDM, 12 Mbps, 90pc duty cycle)	WLAN	8.70	±9.6%
10578	AAA	IEEE 802.11g WiFi 2.4 GHz (DSSS-OFDM, 18 Mbps, 90pc duty cycle)	WLAN	8.49	±9.6%
10579	AAA	IEEE 802.11g WiFi 2.4 GHz (DSSS-OFDM, 24 Mbps, 90pc duty cycle)	WLAN	8.36	±9.6%
10580	AAA	IEEE 802.11g WiFi 2.4 GHz (DSSS-OFDM, 36 Mbps, 90pc duty cycle)	WLAN	8.76	±9.6%
10581	AAA	IEEE 802.11g WiFi 2.4 GHz (DSSS-OFDM, 48 Mbps, 90pc duty cycle)	WLAN	8.35	±9.6%
10582	AAA	IEEE 802.11g WiFi 2.4 GHz (DSSS-OFDM, 54 Mbps, 90pc duty cycle)	WLAN	8.67	±9.6%
10583	AAB	IEEE 802.11a/h WiFi 5 GHz (OFDM, 6 Mbps, 90pc duty cycle)	WLAN	8.59	±9.6%
10584	AAB	IEEE 802.11a/h WiFi 5 GHz (OFDM, 9 Mbps, 90pc duty cycle)	WLAN	8.60	±9.6%
10585	AAB	IEEE 802.11a/h WiFi 5 GHz (OFDM, 12 Mbps, 90pc duty cycle)	WLAN	8.70	±9.6%
10586	AAB	IEEE 802.11a/h WiFi 5 GHz (OFDM, 18 Mbps, 90pc duty cycle)	WLAN	8.49	±9.6%
10587	AAB	IEEE 802.11a/h WiFi 5 GHz (OFDM, 24 Mbps, 90pc duty cycle)	WLAN	8.36	±9.6%

10588	AAB	IEEE 802.11a/h WiFi 5 GHz (OFDM, 36 Mbps, 90pc duty cycle)	WLAN	8.76	±9.6 %
10589	AAB	IEEE 802.11a/h WiFi 5 GHz (OFDM, 48 Mbps, 90pc duty cycle)	WLAN	8.35	±9.6 %
10590	AAB	IEEE 802.11a/h WiFi 5 GHz (OFDM, 54 Mbps, 90pc duty cycle)	WLAN	8.67	±9.6 %
10591	AAB	IEEE 802.11n (HT Mixed, 20MHz, MCS0, 90pc duty cycle)	WLAN	8.63	±9.6 %
10592	AAB	IEEE 802.11n (HT Mixed, 20MHz, MCS1, 90pc duty cycle)	WLAN	8.79	±9.6 %
10593	AAB	IEEE 802.11n (HT Mixed, 20MHz, MCS2, 90pc duty cycle)	WLAN	8.64	±9.6 %
10594	AAB	IEEE 802.11n (HT Mixed, 20MHz, MCS3, 90pc duty cycle)	WLAN	8.74	±9.6 %
10595	AAB	IEEE 802.11n (HT Mixed, 20MHz, MCS4, 90pc duty cycle)	WLAN	8.74	±9.6 %
10596	AAB	IEEE 802.11n (HT Mixed, 20MHz, MCS5, 90pc duty cycle)	WLAN	8.71	±9.6 %
10597	AAB	IEEE 802.11n (HT Mixed, 20MHz, MCS6, 90pc duty cycle)	WLAN	8.72	±9.6 %
10598	AAB	IEEE 802.11n (HT Mixed, 20MHz, MCS7, 90pc duty cycle)	WLAN	8.50	±9.6 %
10599	AAB	IEEE 802.11n (HT Mixed, 40MHz, MCS0, 90pc duty cycle)	WLAN	8.79	±9.6 %
10600	AAB	IEEE 802.11n (HT Mixed, 40MHz, MCS1, 90pc duty cycle)	WLAN	8.88	±9.6 %
10601	AAB	IEEE 802.11n (HT Mixed, 40MHz, MCS2, 90pc duty cycle)	WLAN	8.82	±9.6 %
10602	AAB	IEEE 802.11n (HT Mixed, 40MHz, MCS3, 90pc duty cycle)	WLAN	8.94	±9.6 %
10603	AAB	IEEE 802.11n (HT Mixed, 40MHz, MCS4, 90pc duty cycle)	WLAN	9.03	±9.6 %
10604	AAB	IEEE 802.11n (HT Mixed, 40MHz, MCS5, 90pc duty cycle)	WLAN	8.76	±9.6 %
10605	AAB	IEEE 802.11n (HT Mixed, 40MHz, MCS6, 90pc duty cycle)	WLAN	8.97	±9.6 %
10606	AAB	IEEE 802.11n (HT Mixed, 40MHz, MCS7, 90pc duty cycle)	WLAN	8.82	±9.6 %
10607	AAB	IEEE 802.11ac WiFi (20MHz, MCS0, 90pc duty cycle)	WLAN	8.64	±9.6 %
10608	AAB	IEEE 802.11ac WiFi (20MHz, MCS1, 90pc duty cycle)	WLAN	8.77	±9.6 %
10609	AAB	IEEE 802.11ac WiFi (20MHz, MCS2, 90pc duty cycle)	WLAN	8.57	±9.6 %
10610	AAB	IEEE 802.11ac WiFi (20MHz, MCS3, 90pc duty cycle)	WLAN	8.78	±9.6 %
10611	AAB	IEEE 802.11ac WiFi (20MHz, MCS4, 90pc duty cycle)	WLAN	8.70	±9.6 %
10612	AAB	IEEE 802.11ac WiFi (20MHz, MCS5, 90pc duty cycle)	WLAN	8.77	±9.6 %
10613	AAB	IEEE 802.11ac WiFi (20MHz, MCS6, 90pc duty cycle)	WLAN	8.94	±9.6 %
10614	AAB	IEEE 802.11ac WiFi (20MHz, MCS7, 90pc duty cycle)	WLAN	8.59	±9.6 %
10615	AAB	IEEE 802.11ac WiFi (20MHz, MCS8, 90pc duty cycle)	WLAN	8.82	±9.6 %
10616	AAB	IEEE 802.11ac WiFi (40MHz, MCS0, 90pc duty cycle)	WLAN	8.82	±9.6 %
10617	AAB	IEEE 802.11ac WiFi (40MHz, MCS1, 90pc duty cycle)	WLAN	8.81	±9.6 %
10618	AAB	IEEE 802.11ac WiFi (40MHz, MCS2, 90pc duty cycle)	WLAN	8.58	±9.6 %
10619	AAB	IEEE 802.11ac WiFi (40MHz, MCS3, 90pc duty cycle)	WLAN	8.86	±9.6 %
10620	AAB	IEEE 802.11ac WiFi (40MHz, MCS4, 90pc duty cycle)	WLAN	8.87	±9.6 %
10621	AAB	IEEE 802.11ac WiFi (40MHz, MCS5, 90pc duty cycle)	WLAN	8.77	±9.6 %
10622	AAB	IEEE 802.11ac WiFi (40MHz, MCS6, 90pc duty cycle)	WLAN	8.68	±9.6 %
10623	AAB	IEEE 802.11ac WiFi (40MHz, MCS7, 90pc duty cycle)	WLAN	8.82	±9.6 %
10624	AAB	IEEE 802.11ac WiFi (40MHz, MCS8, 90pc duty cycle)	WLAN	8.96	±9.6 %
10625	AAB	IEEE 802.11ac WiFi (40MHz, MCS9, 90pc duty cycle)	WLAN	8.96	±9.6 %
10626	AAB	IEEE 802.11ac WiFi (80MHz, MCS0, 90pc duty cycle)	WLAN	8.83	±9.6 %
10627	AAB	IEEE 802.11ac WiFi (80MHz, MCS1, 90pc duty cycle)	WLAN	8.88	±9.6 %
10628	AAB	IEEE 802.11ac WiFi (80MHz, MCS2, 90pc duty cycle)	WLAN	8.71	±9.6 %
10629	AAB	IEEE 802.11ac WiFi (80MHz, MCS3, 90pc duty cycle)	WLAN	8.85	±9.6 %
10630	AAB	IEEE 802.11ac WiFi (80MHz, MCS4, 90pc duty cycle)	WLAN	8.72	±9.6 %
10631	AAB	IEEE 802.11ac WiFi (80MHz, MCS5, 90pc duty cycle)	WLAN	8.81	±9.6 %
10632	AAB	IEEE 802.11ac WiFi (80MHz, MCS6, 90pc duty cycle)	WLAN	8.74	±9.6 %
10633	AAB	IEEE 802.11ac WiFi (80MHz, MCS7, 90pc duty cycle)	WLAN	8.83	±9.6 %
10634	AAB	IEEE 802.11ac WiFi (80MHz, MCS8, 90pc duty cycle)	WLAN	8.80	±9.6 %
10635	AAB	IEEE 802.11ac WiFi (80MHz, MCS9, 90pc duty cycle)	WLAN	8.81	±9.6 %
10636	AAC	IEEE 802.11ac WiFi (160MHz, MCS0, 90pc duty cycle)	WLAN	8.83	±9.6 %
10637	AAC	IEEE 802.11ac WiFi (160MHz, MCS1, 90pc duty cycle)	WLAN	8.79	±9.6 %
10638	AAC	IEEE 802.11ac WiFi (160MHz, MCS2, 90pc duty cycle)	WLAN	8.86	±9.6 %
10639	AAC	IEEE 802.11ac WiFi (160MHz, MCS3, 90pc duty cycle)	WLAN	8.85	±9.6 %
10640	AAC	IEEE 802.11ac WiFi (160MHz, MCS4, 90pc duty cycle)	WLAN	8.98	±9.6 %
10641	AAC	IEEE 802.11ac WiFi (160MHz, MCS5, 90pc duty cycle)	WLAN	9.06	±9.6 %
10642	AAC	IEEE 802.11ac WiFi (160MHz, MCS6, 90pc duty cycle)	WLAN	9.06	±9.6 %
10643	AAC	IEEE 802.11ac WiFi (160MHz, MCS7, 90pc duty cycle)	WLAN	8.89	±9.6 %
10644	AAC	IEEE 802.11ac WiFi (160MHz, MCS8, 90pc duty cycle)	WLAN	9.05	±9.6 %
10645	AAC	IEEE 802.11ac WiFi (160MHz, MCS9, 90pc duty cycle)	WLAN	9.11	±9.6 %
10646	AAF	LTE-TDD (SC-FDMA, 1 RB, 5 MHz, QPSK, UL Subframe=2,7)	LTE-TDD	11.96	±9.6 %
10647	AAF	LTE-TDD (SC-FDMA, 1 RB, 20 MHz, QPSK, UL Subframe=2,7)	LTE-TDD	11.96	±9.6 %
10648	AAA	CDMA2000 (1x Advanced)	CDMA2000	3.45	±9.6 %
10652	AAD	LTE-TDD (OFDMA, 5 MHz, E-TM 3.1, Clipping 44%)	LTE-TDD	6.91	±9.6 %
10653	AAD	LTE-TDD (OFDMA, 10 MHz, E-TM 3.1, Clipping 44%)	LTE-TDD	7.42	±9.6 %
10654	AAD	LTE-TDD (OFDMA, 15 MHz, E-TM 3.1, Clipping 44%)	LTE-TDD	6.96	±9.6 %

10655	AAE	LTE-TDD (OFDMA, 20 MHz, E-TM 3.1, Clipping 44%)	LTE-TDD	7.21	±9.6 %
10658	AAA	Pulse Waveform (200Hz, 10%)	Test	10.00	±9.6 %
10659	AAA	Pulse Waveform (200Hz, 20%)	Test	6.99	±9.6 %
10660	AAA	Pulse Waveform (200Hz, 40%)	Test	3.98	±9.6 %
10661	AAA	Pulse Waveform (200Hz, 60%)	Test	2.22	±9.6 %
10662	AAA	Pulse Waveform (200Hz, 80%)	Test	0.97	±9.6 %
10670	AAA	Bluetooth Low Energy	Bluetooth	2.19	±9.6 %
10671	AAA	IEEE 802.11ax (20MHz, MCS0, 90pc duty cycle)	WLAN	9.09	±9.6 %
10672	AAA	IEEE 802.11ax (20MHz, MCS1, 90pc duty cycle)	WLAN	8.57	±9.6 %
10673	AAA	IEEE 802.11ax (20MHz, MCS2, 90pc duty cycle)	WLAN	8.78	±9.6 %
10674	AAA	IEEE 802.11ax (20MHz, MCS3, 90pc duty cycle)	WLAN	8.74	±9.6 %
10675	AAA	IEEE 802.11ax (20MHz, MCS4, 90pc duty cycle)	WLAN	8.90	±9.6 %
10676	AAA	IEEE 802.11ax (20MHz, MCS5, 90pc duty cycle)	WLAN	8.77	±9.6 %
10677	AAA	IEEE 802.11ax (20MHz, MCS6, 90pc duty cycle)	WLAN	8.73	±9.6 %
10678	AAA	IEEE 802.11ax (20MHz, MCS7, 90pc duty cycle)	WLAN	8.78	±9.6 %
10679	AAA	IEEE 802.11ax (20MHz, MCS8, 90pc duty cycle)	WLAN	8.89	±9.6 %
10680	AAA	IEEE 802.11ax (20MHz, MCS9, 90pc duty cycle)	WLAN	8.80	±9.6 %
10681	AAA	IEEE 802.11ax (20MHz, MCS10, 90pc duty cycle)	WLAN	8.62	±9.6 %
10682	AAA	IEEE 802.11ax (20MHz, MCS11, 90pc duty cycle)	WLAN	8.83	±9.6 %
10683	AAA	IEEE 802.11ax (20MHz, MCS0, 99pc duty cycle)	WLAN	8.42	±9.6 %
10684	AAA	IEEE 802.11ax (20MHz, MCS1, 99pc duty cycle)	WLAN	8.26	±9.6 %
10685	AAA	IEEE 802.11ax (20MHz, MCS2, 99pc duty cycle)	WLAN	8.33	±9.6 %
10686	AAA	IEEE 802.11ax (20MHz, MCS3, 99pc duty cycle)	WLAN	8.28	±9.6 %
10687	AAA	IEEE 802.11ax (20MHz, MCS4, 99pc duty cycle)	WLAN	8.45	±9.6 %
10688	AAA	IEEE 802.11ax (20MHz, MCS5, 99pc duty cycle)	WLAN	8.29	±9.6 %
10689	AAA	IEEE 802.11ax (20MHz, MCS6, 99pc duty cycle)	WLAN	8.55	±9.6 %
10690	AAA	IEEE 802.11ax (20MHz, MCS7, 99pc duty cycle)	WLAN	8.29	±9.6 %
10691	AAA	IEEE 802.11ax (20MHz, MCS8, 99pc duty cycle)	WLAN	8.25	±9.6 %
10692	AAA	IEEE 802.11ax (20MHz, MCS9, 99pc duty cycle)	WLAN	8.29	±9.6 %
10693	AAA	IEEE 802.11ax (20MHz, MCS10, 99pc duty cycle)	WLAN	8.25	±9.6 %
10694	AAA	IEEE 802.11ax (20MHz, MCS11, 99pc duty cycle)	WLAN	8.57	±9.6 %
10695	AAA	IEEE 802.11ax (40MHz, MCS0, 90pc duty cycle)	WLAN	8.78	±9.6 %
10696	AAA	IEEE 802.11ax (40MHz, MCS1, 90pc duty cycle)	WLAN	8.91	±9.6 %
10697	AAA	IEEE 802.11ax (40MHz, MCS2, 90pc duty cycle)	WLAN	8.61	±9.6 %
10698	AAA	IEEE 802.11ax (40MHz, MCS3, 90pc duty cycle)	WLAN	8.89	±9.6 %
10699	AAA	IEEE 802.11ax (40MHz, MCS4, 90pc duty cycle)	WLAN	8.82	±9.6 %
10700	AAA	IEEE 802.11ax (40MHz, MCS5, 90pc duty cycle)	WLAN	8.73	±9.6 %
10701	AAA	IEEE 802.11ax (40MHz, MCS6, 90pc duty cycle)	WLAN	8.86	±9.6 %
10702	AAA	IEEE 802.11ax (40MHz, MCS7, 90pc duty cycle)	WLAN	8.70	±9.6 %
10703	AAA	IEEE 802.11ax (40MHz, MCS8, 90pc duty cycle)	WLAN	8.82	±9.6 %
10704	AAA	IEEE 802.11ax (40MHz, MCS9, 90pc duty cycle)	WLAN	8.56	±9.6 %
10705	AAA	IEEE 802.11ax (40MHz, MCS10, 90pc duty cycle)	WLAN	8.69	±9.6 %
10706	AAA	IEEE 802.11ax (40MHz, MCS11, 90pc duty cycle)	WLAN	8.66	±9.6 %
10707	AAA	IEEE 802.11ax (40MHz, MCS0, 99pc duty cycle)	WLAN	8.32	±9.6 %
10708	AAA	IEEE 802.11ax (40MHz, MCS1, 99pc duty cycle)	WLAN	8.55	±9.6 %
10709	AAA	IEEE 802.11ax (40MHz, MCS2, 99pc duty cycle)	WLAN	8.33	±9.6 %
10710	AAA	IEEE 802.11ax (40MHz, MCS3, 99pc duty cycle)	WLAN	8.29	±9.6 %
10711	AAA	IEEE 802.11ax (40MHz, MCS4, 99pc duty cycle)	WLAN	8.39	±9.6 %
10712	AAA	IEEE 802.11ax (40MHz, MCS5, 99pc duty cycle)	WLAN	8.67	±9.6 %
10713	AAA	IEEE 802.11ax (40MHz, MCS6, 99pc duty cycle)	WLAN	8.33	±9.6 %
10714	AAA	IEEE 802.11ax (40MHz, MCS7, 99pc duty cycle)	WLAN	8.26	±9.6 %
10715	AAA	IEEE 802.11ax (40MHz, MCS8, 99pc duty cycle)	WLAN	8.45	±9.6 %
10716	AAA	IEEE 802.11ax (40MHz, MCS9, 99pc duty cycle)	WLAN	8.30	±9.6 %
10717	AAA	IEEE 802.11ax (40MHz, MCS10, 99pc duty cycle)	WLAN	8.48	±9.6 %
10718	AAA	IEEE 802.11ax (40MHz, MCS11, 99pc duty cycle)	WLAN	8.24	±9.6 %
10719	AAA	IEEE 802.11ax (80MHz, MCS0, 90pc duty cycle)	WLAN	8.81	±9.6 %
10720	AAA	IEEE 802.11ax (80MHz, MCS1, 90pc duty cycle)	WLAN	8.87	±9.6 %
10721	AAA	IEEE 802.11ax (80MHz, MCS2, 90pc duty cycle)	WLAN	8.76	±9.6 %
10722	AAA	IEEE 802.11ax (80MHz, MCS3, 90pc duty cycle)	WLAN	8.55	±9.6 %
10723	AAA	IEEE 802.11ax (80MHz, MCS4, 90pc duty cycle)	WLAN	8.70	±9.6 %
10724	AAA	IEEE 802.11ax (80MHz, MCS5, 90pc duty cycle)	WLAN	8.90	±9.6 %
10725	AAA	IEEE 802.11ax (80MHz, MCS6, 90pc duty cycle)	WLAN	8.74	±9.6 %
10726	AAA	IEEE 802.11ax (80MHz, MCS7, 90pc duty cycle)	WLAN	8.72	±9.6 %
10727	AAA	IEEE 802.11ax (80MHz, MCS8, 90pc duty cycle)	WLAN	8.66	±9.6 %

10728	AAA	IEEE 802.11ax (80MHz, MCS9, 90pc duty cycle)	WLAN	8.65	± 9.6 %
10729	AAA	IEEE 802.11ax (80MHz, MCS10, 90pc duty cycle)	WLAN	8.64	± 9.6 %
10730	AAA	IEEE 802.11ax (80MHz, MCS11, 90pc duty cycle)	WLAN	8.67	± 9.6 %
10731	AAA	IEEE 802.11ax (80MHz, MCS0, 99pc duty cycle)	WLAN	8.42	± 9.6 %
10732	AAA	IEEE 802.11ax (80MHz, MCS1, 99pc duty cycle)	WLAN	8.46	± 9.6 %
10733	AAA	IEEE 802.11ax (80MHz, MCS2, 99pc duty cycle)	WLAN	8.40	± 9.6 %
10734	AAA	IEEE 802.11ax (80MHz, MCS3, 99pc duty cycle)	WLAN	8.25	± 9.6 %
10735	AAA	IEEE 802.11ax (80MHz, MCS4, 99pc duty cycle)	WLAN	8.33	± 9.6 %
10736	AAA	IEEE 802.11ax (80MHz, MCS5, 99pc duty cycle)	WLAN	8.27	± 9.6 %
10737	AAA	IEEE 802.11ax (80MHz, MCS6, 99pc duty cycle)	WLAN	8.36	± 9.6 %
10738	AAA	IEEE 802.11ax (80MHz, MCS7, 99pc duty cycle)	WLAN	8.42	± 9.6 %
10739	AAA	IEEE 802.11ax (80MHz, MCS8, 99pc duty cycle)	WLAN	8.29	± 9.6 %
10740	AAA	IEEE 802.11ax (80MHz, MCS9, 99pc duty cycle)	WLAN	8.48	± 9.6 %
10741	AAA	IEEE 802.11ax (80MHz, MCS10, 99pc duty cycle)	WLAN	8.40	± 9.6 %
10742	AAA	IEEE 802.11ax (80MHz, MCS11, 99pc duty cycle)	WLAN	8.43	± 9.6 %
10743	AAA	IEEE 802.11ax (160MHz, MCS0, 90pc duty cycle)	WLAN	8.94	± 9.6 %
10744	AAA	IEEE 802.11ax (160MHz, MCS1, 90pc duty cycle)	WLAN	9.16	± 9.6 %
10745	AAA	IEEE 802.11ax (160MHz, MCS2, 90pc duty cycle)	WLAN	8.93	± 9.6 %
10746	AAA	IEEE 802.11ax (160MHz, MCS3, 90pc duty cycle)	WLAN	9.11	± 9.6 %
10747	AAA	IEEE 802.11ax (160MHz, MCS4, 90pc duty cycle)	WLAN	9.04	± 9.6 %
10748	AAA	IEEE 802.11ax (160MHz, MCS5, 90pc duty cycle)	WLAN	8.93	± 9.6 %
10749	AAA	IEEE 802.11ax (160MHz, MCS6, 90pc duty cycle)	WLAN	8.90	± 9.6 %
10750	AAA	IEEE 802.11ax (160MHz, MCS7, 90pc duty cycle)	WLAN	8.79	± 9.6 %
10751	AAA	IEEE 802.11ax (160MHz, MCS8, 90pc duty cycle)	WLAN	8.82	± 9.6 %
10752	AAA	IEEE 802.11ax (160MHz, MCS9, 90pc duty cycle)	WLAN	8.81	± 9.6 %
10753	AAA	IEEE 802.11ax (160MHz, MCS10, 90pc duty cycle)	WLAN	9.00	± 9.6 %
10754	AAA	IEEE 802.11ax (160MHz, MCS11, 90pc duty cycle)	WLAN	8.94	± 9.6 %
10755	AAA	IEEE 802.11ax (160MHz, MCS0, 99pc duty cycle)	WLAN	8.64	± 9.6 %
10756	AAA	IEEE 802.11ax (160MHz, MCS1, 99pc duty cycle)	WLAN	8.77	± 9.6 %
10757	AAA	IEEE 802.11ax (160MHz, MCS2, 99pc duty cycle)	WLAN	8.77	± 9.6 %
10758	AAA	IEEE 802.11ax (160MHz, MCS3, 99pc duty cycle)	WLAN	8.69	± 9.6 %
10759	AAA	IEEE 802.11ax (160MHz, MCS4, 99pc duty cycle)	WLAN	8.58	± 9.6 %
10760	AAA	IEEE 802.11ax (160MHz, MCS5, 99pc duty cycle)	WLAN	8.49	± 9.6 %
10761	AAA	IEEE 802.11ax (160MHz, MCS6, 99pc duty cycle)	WLAN	8.58	± 9.6 %
10762	AAA	IEEE 802.11ax (160MHz, MCS7, 99pc duty cycle)	WLAN	8.49	± 9.6 %
10763	AAA	IEEE 802.11ax (160MHz, MCS8, 99pc duty cycle)	WLAN	8.53	± 9.6 %
10764	AAA	IEEE 802.11ax (160MHz, MCS9, 99pc duty cycle)	WLAN	8.54	± 9.6 %
10765	AAA	IEEE 802.11ax (160MHz, MCS10, 99pc duty cycle)	WLAN	8.54	± 9.6 %
10766	AAA	IEEE 802.11ax (160MHz, MCS11, 99pc duty cycle)	WLAN	8.51	± 9.6 %

⁸ Uncertainty is determined using the max. deviation from linear response applying rectangular distribution and is expressed for the square of the field value.



Appendix E. Conducted RF Output Power Table

The detailed power table are shown as follows.



Full Power

GSM900	Burst Average Power (dBm)			Tune-up Limit (dBm)	Frame-Average Power (dBm)			Tune-up Limit (dBm)
	152	159	251		152	159	251	
Tx Channel	824.2	836.4	848.8		824.2	836.4	848.8	
Frequency (MHz)	824.2	836.4	848.8		824.2	836.4	848.8	
GSM 1 Tx slot	32.42	32.45	32.50	33.50	23.42	23.45	23.50	24.50
GPRS 1 Tx slot	32.41	32.43	32.49	33.50	23.41	23.43	23.49	24.50
GPRS 2 Tx slots	29.47	29.53	29.61	30.50	23.47	23.53	23.61	24.50
GPRS 3 Tx slots	27.50	27.56	27.63	28.50	23.24	23.30	23.37	24.24
GPRS 4 Tx slots	26.10	26.93	26.96	27.00	23.10	22.93	22.96	24.00
EDGE 1 Tx slots	26.19	26.22	26.29	27.50	17.19	17.22	17.29	18.50
EDGE 2 Tx slots	26.08	26.13	26.19	27.00	20.08	20.13	20.19	21.00
EDGE 3 Tx slots	24.70	24.77	24.82	25.50	20.44	20.51	20.56	21.24
EDGE 4 Tx slots	23.37	23.30	23.41	24.50	20.37	20.30	20.41	21.50

GSM1900	Burst Average Power (dBm)			Tune-up Limit (dBm)	Frame-Average Power (dBm)			Tune-up Limit (dBm)
	512	661	810		512	661	810	
Tx Channel	1552	1633	1677.5		1552	1633	1677.5	
Frequency (MHz)	1552	1633	1677.5		1552	1633	1677.5	
GSM 1 Tx slot	29.59	29.94	29.99	30.50	20.59	20.94	20.99	21.50
GPRS 1 Tx slot	28.58	28.93	28.97	30.50	20.58	20.93	20.97	21.50
GPRS 2 Tx slots	26.75	27.10	27.15	27.50	20.75	21.10	21.15	21.50
GPRS 3 Tx slots	25.06	25.22	25.23	25.50	20.80	20.96	20.97	21.24
GPRS 4 Tx slots	23.53	23.76	23.82	24.00	20.53	20.76	20.82	21.00
EDGE 1 Tx slot	26.08	26.21	26.17	26.50	17.08	17.21	17.17	17.50
EDGE 2 Tx slots	25.93	26.08	26.10	26.50	19.83	20.09	20.10	20.50
EDGE 3 Tx slots	24.09	24.32	24.34	24.50	19.83	20.06	20.08	20.24
EDGE 4 Tx slots	22.81	22.92	22.97	23.50	19.81	19.92	19.97	20.50

Band	Tx Channel	WCDMA II			Tune-up Limit (dBm)	WCDMA IV			Tune-up Limit (dBm)	WCDMA V			Tune-up Limit (dBm)
		9262	9400	9538		1312	1413	1513		4132	4182	4233	
	9662	9800	9938		1512	1638	1738		4367	4407	4458		
	Frequency (MHz)	1552.4	1633	1677.5	1712.4	1722.3	1752.6	1752.6	326.4	339.4	346.8		
3GPP Rel 99	AMR 12.2Kbps	23.48	23.40	23.52	24.00	23.30	23.33	23.55	24.00	23.14	23.04	23.17	24.00
3GPP Rel 99	RM-C 12.2Kbps	23.50	23.41	23.54	24.00	23.32	23.34	23.56	24.00	23.16	23.08	23.16	24.00
3GPP Rel 6	HSDPA Subtest-1	22.39	22.21	22.13	23.00	22.22	22.20	22.38	23.00	22.29	22.19	22.25	23.00
3GPP Rel 6	HSDPA Subtest-2	22.39	22.22	22.14	23.00	22.21	22.21	22.39	23.00	22.27	22.13	22.25	23.00
3GPP Rel 6	HSDPA Subtest-3	21.88	21.74	21.64	22.50	21.74	21.73	21.96	22.50	21.78	21.65	21.77	22.50
3GPP Rel 6	HSDPA Subtest-4	21.89	21.74	21.64	22.50	21.76	21.72	21.96	22.50	21.77	21.68	21.76	22.50
3GPP Rel 8	DC-HSDPA Subtest-1	22.38	22.29	22.14	23.00	22.22	22.19	22.38	23.00	22.28	22.18	22.24	23.00
3GPP Rel 8	DC-HSDPA Subtest-2	22.39	22.22	22.13	23.00	22.13	22.38	22.37	23.00	22.28	22.15	22.23	23.00
3GPP Rel 8	DC-HSDPA Subtest-3	21.87	21.78	21.63	22.50	21.72	21.74	21.95	22.50	21.76	21.65	21.76	22.50
3GPP Rel 8	DC-HSDPA Subtest-4	21.87	21.74	21.62	22.50	21.75	21.71	21.94	22.50	21.76	21.66	21.76	22.50
3GPP Rel 6	HSUPA Subtest-1	22.46	22.30	22.22	23.00	22.43	22.44	22.58	23.00	22.39	22.28	22.49	23.00
3GPP Rel 6	HSUPA Subtest-2	20.49	20.27	20.26	21.00	20.45	20.46	20.56	21.00	20.35	20.32	20.41	21.00
3GPP Rel 6	HSUPA Subtest-3	21.44	21.29	21.26	22.00	21.41	21.39	21.50	22.00	21.41	21.33	21.50	22.00
3GPP Rel 6	HSUPA Subtest-4	20.38	20.30	20.19	21.00	20.42	20.44	20.56	21.00	20.38	20.29	20.45	21.00
3GPP Rel 6	HSUPA Subtest-5	22.20	22.30	22.30	23.00	22.46	22.49	22.60	23.00	22.40	22.30	22.46	23.00

Band	Tx Channel	CDMA BC0			Tune-up Limit (dBm)	CDMA BC1			Tune-up Limit (dBm)	CDMA BC10			Tune-up Limit (dBm)
		1013	884	777		25	600	1175		476	580	684	
	824.7	836.52	848.31		1851.25	1880	1908.75		817.9	820.5	823.1		
	Frequency (MHz)	824.7	836.52	848.31		1851.25	1880	1908.75		817.9	820.5	823.1	
	RCT SO5	24.28	24.20	24.17	25.00	24.38	24.50	24.61	25.00	24.23	24.17	24.26	25.00
	RC3 SO5	24.21	24.21	24.19	25.00	24.40	24.51	24.63	25.00	24.24	24.17	24.28	25.00
	RC3 SO32 (F-SCH)	24.29	24.15	24.22	25.00	24.50	24.49	24.61	25.00	24.19	24.12	24.23	25.00
	RC3 SO32 (H-SCH)	24.30	24.15	24.20	25.00	24.50	24.48	24.60	25.00	24.18	24.13	24.22	25.00
	RTAP 153.6Kbps	24.29	24.17	24.26	25.00	24.46	24.43	24.55	25.00	24.13	24.15	24.21	25.00
	RETAP 4096Bps	24.25	24.13	24.22	25.00	24.42	24.40	24.51	25.00	24.10	24.10	24.17	25.00



Band 7 (200MHz Band) Part 277									
EV (MHz)	Modulation	RB Size	RB Offset	Power Low	Power Mid	Power High	Tune-up (MHz)	APRS (dB)	
Channel									
Frequency (MHz)									
20	QPSK	1	0	23.33	23.33	23.37			
20	QPSK	1	40	23.58	23.61	23.42	24	0	
20	QPSK	1	80	23.83	23.86	23.67			
20	QPSK	50	0	22.64	22.50	22.71			
20	QPSK	50	24	22.68	22.79	22.81	23	1	
20	QPSK	50	50	22.60	22.72	22.83			
20	QPSK	50	0	22.71	22.91	22.68			
20	16QAM	1	0	22.46	22.63	22.79			
20	16QAM	1	40	22.24	22.61	22.48	23	1	
20	16QAM	1	80	22.67	22.81	22.48			
20	16QAM	50	0	21.85	21.87	21.71			
20	16QAM	50	24	21.74	21.87	21.84	22	2	
20	16QAM	50	50	21.71	21.78	21.68			
20	16QAM	100	0	21.70	21.85	21.84			
20	16QAM	1	0	22.77	22.94	23			
20	64QAM	1	40	22.88	22.8	22.73	23	1	
20	64QAM	1	80	22.88	22.93	22.88			
20	64QAM	50	0	19.81	19.98	19.8			
20	64QAM	50	24	19.82	19.98	19.72	21	3	
20	64QAM	50	50	19.83	19.98	19.73			
20	64QAM	100	0	19.80	19.98	19.79			
Channel									
Frequency (MHz)									
18	QPSK	1	0	23.33	23.33	23.33			
18	QPSK	1	37	23.53	23.8	23.54	24	0	
18	QPSK	1	74	23.61	23.63	23.56			
18	QPSK	38	0	22.63	22.61	22.61			
18	QPSK	38	20	22.7	22.80	22.64	23	1	
18	QPSK	38	39	22.64	22.76	22.56			
18	QPSK	38	0	22.63	22.61	22.61			
18	16QAM	1	0	22.38	22.54	22.58			
18	16QAM	1	37	22.37	22.55	22.51	23	1	
18	16QAM	14	0	21.82	21.87	21.84			
18	16QAM	36	0	21.82	21.87	21.84			
18	16QAM	36	20	21.71	21.84	21.72	22	2	
18	16QAM	39	0	21.62	21.78	21.61			
18	16QAM	75	0	21.7	21.8	21.7			
18	64QAM	1	0	22.72	22.88	22.9			
18	64QAM	1	74	22.62	22.56	22.44	23	1	
18	64QAM	1	74	22.83	22.8	22.77			
18	64QAM	50	0	19.74	19.99	19.77			
18	64QAM	50	20	19.8	19.95	19.81	21	3	
18	64QAM	50	39	19.78	19.87	19.73			
18	64QAM	75	0	19.73	19.92	19.84			
Channel									
Frequency (MHz)									
18	QPSK	1	0	23.32	23.54	23.35	24	0	
18	QPSK	1	20	23.61	23.81	23.70			
18	QPSK	1	40	23.81	23.8	23.58			
18	QPSK	25	0	22.74	22.52	22.52			
18	QPSK	25	12	22.68	22.57	22.53	23	1	
18	QPSK	25	25	22.7	22.76	22.53			
18	QPSK	50	0	22.65	22.64	22.5			
18	16QAM	1	25	22.34	22.51	22.37	23	1	
18	16QAM	1	40	22.64	22.87	22.46			
18	16QAM	50	0	21.70	21.83	21.89			
18	16QAM	25	12	21.68	21.86	21.52	22	2	
18	16QAM	25	25	21.86	21.81	21.49			
18	16QAM	50	0	21.80	21.88	21.53			
18	16QAM	1	0	22.68	22.87	22.56			
18	64QAM	1	25	22.64	22.3	22.64	23	1	
18	64QAM	1	40	22.97	22.96	22.85			
18	64QAM	25	0	19.84	19.96	19.71			
18	64QAM	25	12	19.78	19.96	19.61	21	3	
18	64QAM	25	25	19.8	19.94	19.86			
18	64QAM	50	0	19.78	19.96	19.68			
Channel									
Frequency (MHz)									
5	QPSK	1	0	23.2	23.18	23.17	24	0	
5	QPSK	1	12	23.64	23.6	23.39			
5	QPSK	1	24	23.8	23.87	23.48			
5	QPSK	12	0	22.72	22.83	22.56			
5	QPSK	12	7	22.7	22.81	22.55	23	1	
5	QPSK	12	13	22.61	22.78	22.52			
5	QPSK	25	0	22.73	22.87	22.57			
5	16QAM	1	0	22.4	22.87	22.39			
5	16QAM	1	24	22.42	22.58	22.28	23	1	
5	16QAM	12	0	21.75	21.86	21.61			
5	16QAM	12	7	21.71	21.86	21.56	22	2	
5	16QAM	25	0	21.74	21.86	21.51			
5	64QAM	1	0	22.84	22.94	22.71			
5	64QAM	1	12	22.7	22.83	22.58	23	1	
5	64QAM	1	24	22.74	22.93	22.59			
5	64QAM	12	0	19.84	19.97	19.69			
5	64QAM	12	7	19.82	19.99	19.66	21	3	
5	64QAM	12	13	19.76	19.91	19.69			
5	64QAM	25	0	19.83	19.97	19.7			

Full Power Band 12 (700MHz Low Band) Part 277 (no channel re-use)									
EV (MHz)	Modulation	RB Size	RB Offset	Power Low	Power Mid	Power High	Tune-up (MHz)	APRS (dB)	
Channel									
Frequency (MHz)									
10	QPSK	1	0	23.38	23.47	23.12			
10	QPSK	1	20	23.37	23.4	23.24	24	0	
10	QPSK	1	40	23.4	23.33	23.11			
10	QPSK	24	0	22.4	22.33	22.54			
10	QPSK	25	12	22.49	22.38	22.34	23	1	
10	QPSK	25	25	22.36	22.28	22.43			
10	QPSK	50	0	22.36	22.27	22.45			
10	16QAM	1	0	22.45	22.52	22.49			
10	16QAM	1	20	22.30	22.25	22.26	23	1	
10	16QAM	1	40	22.35	22.44	22.42			
10	16QAM	25	0	21.45	21.27	21.39			
10	16QAM	25	12	21.38	21.31	21.33	22	2	
10	16QAM	25	20	21.33	21.41	21.35			
10	16QAM	50	0	21.51	21.31	21.37			
10	64QAM	1	0	22.07	22.75	22.71			
10	64QAM	1	20	22.49	22.5	22.45	23	1	
10	64QAM	1	40	22.67	22.65	22.72			
10	64QAM	25	0	19.81	19.39	19.52			
10	64QAM	25	12	19.59	19.49	19.46	21	3	
10	64QAM	25	20	19.52	19.49	19.51			
10	64QAM	50	0	19.6	19.39	19.46			
Channel									
Frequency (MHz)									
5	QPSK	1	0	23.19	23.16	23.08			
5	QPSK	1	12	23.31	23.28	23.52	24	0	
5	QPSK	1	24	23.43	23.34	23.52			
5	QPSK	12	0	22.41	22.34	22.36			
5	QPSK	12	7	22.33	22.34	22.32	23	1	
5	QPSK	12	13	22.42	22.34	22.3			
5	16QAM	1	0	22.13	22.27	22.14			
5	16QAM	1	12	22.1	22.07	22.01	23	1	
5	16QAM	12	0	21.42	21.38	21.38			
5	16QAM	12	7	21.41	21.44	21.42	22	2	
5	16QAM	25	0	21.43	21.41	21.36			
5	16QAM	25	0	21.36	21.31	21.3			
5	64QAM	1	0	22.58	22.8	22.42			
5	64QAM	1	24	22.52	22.41	22.46	23	1	
5	64QAM	1	24	22.67	22.52	22.46			
5	64QAM	12	0	19.43	19.47	19.47			
5	64QAM	12	7	19.45	19.46	19.46	21	3	
5	64QAM	12	13	19.46	19.46	19.46			
5	64QAM	25	0	19.46	19.46	19.43			
Channel									
Frequency (MHz)									
3	QPSK	1	0	23.05	23.07	23.08			
3	QPSK	1	8	23.32	23.38	23.3	24	0	
3	QPSK	1	14	23.31	23.28	23.28			
3	QPSK	8	0	22.27	22.3	22.28			
3	QPSK	8	4	22.38	22.36	22.35	23	1	
3	QPSK	8	7	22.38	22.27	22.2			
3	QPSK	15	0	22.31	22.33	22.31			
3	16QAM	1	0	22.4	22.25	22.25			
3	16QAM	1	8	22.19	22.25	22.18	23	1	
3	16QAM	1	14	22.17	22.15	22.14			
3	16QAM	8	0	21.37	21.42	21.39			
3	16QAM	8	4	21.4	21.39	21.38	22	2	
3	16QAM	8	7	21.43	21.38	21.34			
3	16QAM	15	0	21.31	21.34	21.35			
3	64QAM	1	0	22.44	22.4	22.28			
3	64QAM	1	8	22.41	22.47	22.39	23	1	
3	64QAM	1	14	22.35	22.4	22.34			
3	64QAM	8	0	19.39	19.42	19.31			
3	64QAM	8	4	19.4	19.47	19.41	21	3	
3	64QAM	8	7	19.35	19.4	19.35			
3	64QAM	15	0	19.42	19.43	19.43			
Channel									
Frequency (MHz)									
1.4	QPSK	1	0	23.05	23.08	23.018			
1.4	QPSK	1	3	23.31	23.38	23.28			
1.4	QPSK	1	5	23.31	23.32	23.26	24	0	
1.4	QPSK	3	0	23.31	23.34	23.2			
1.4	QPSK	3	1	23.36	23.33	23.25			
1.4	QPSK	3	3	23.35	23.34	23.23			
1.4	QPSK	6	0	22.32	22.34	22.28	23	1	
1.4	16QAM	1	0	22.21	22.24	22.13			
1.4	16QAM	1	3	22.28	22.29	22.17	23	1	
1.4	16QAM	1	5	22.18	22.2	22.18			
1.4	16QAM	3							



Band 25 (150MHz Band)										
Part 2 (Priority Channels Required)										
BW (MHz)	Modulation	FD Size	FD Offset	Power Low Ch. (W)	Power Mid. Ch. (W)	Power High Ch. (W)	Turnup time (min)	MPIR (dB)		
Channel										
Frequency (MHz)				160	174	181				
10	QPSK	1	0	23.3	23.2	23.7				
10	QPSK	1	25	23.28	23.29	23.28	24	0		
10	QPSK	1	49	23.23	23.27	23.51				
10	QPSK	26	0	22.22	22.21	22.35				
10	QPSK	25	12	22.33	22.25	22.38				
10	QPSK	26	26	22.26	22.28	22.30				
10	QPSK	50	0	22.34	22.32	22.37	23	1		
10	16QAM	1	0	22.35	22.48	22.53				
10	16QAM	1	26	22.3	22.25	22.41				
10	16QAM	1	49	22.34	22.51	22.51	23	1		
10	16QAM	25	0	21.18	21.24	21.32				
10	16QAM	25	19	21.25	21.32	21.38				
10	16QAM	25	26	21.3	21.24	21.32	22	2		
10	16QAM	50	0	21.33	21.29	21.29				
10	16QAM	1	0	22.08	22.01	22.06				
10	16QAM	1	26	22.41	22.48	22.51	23	1		
10	16QAM	1	49	22.72	22.74	22.74				
10	16QAM	25	0	19.26	19.4	19.47				
10	16QAM	25	12	19.44	19.45	19.51	21	3		
10	16QAM	25	26	19.8	19.42	19.47				
10	16QAM	50	0	19.43	19.39	19.39				
Channel										
Frequency (MHz)				2195	2195	2195				
Power				100	712	71.3				
5	QPSK	1	0	21.09	21.08	21.12				
5	QPSK	1	12	21.18	21.22	21.19	24	0		
5	QPSK	1	24	21.25	21.25	21.33				
5	QPSK	12	0	21.18	21.21	21.35				
5	QPSK	12	7	22.25	22.24	22.24	23	1		
5	QPSK	12	13	22.29	22.16	22.32				
5	QPSK	25	0	22.24	22.28	22.32				
5	16QAM	1	0	22.21	22.19	22.24				
5	16QAM	1	12	22.09	22.05	22.05	23	1		
5	16QAM	1	24	22.28	22.21	22.3				
5	16QAM	12	0	21.23	21.28	21.37				
5	16QAM	12	7	21.32	21.24	21.32	22	2		
5	16QAM	12	13	21.37	21.24	21.35				
5	16QAM	25	0	21.22	21.28	21.23				
5	16QAM	1	0	22.43	22.24	22.42				
5	16QAM	1	12	22.32	22.34	22.35	23	1		
5	16QAM	1	24	22.37	22.33	22.47				
5	16QAM	12	0	19.34	19.39	19.47				
5	16QAM	12	7	19.43	19.41	19.42	21	3		
5	16QAM	12	13	19.47	19.34	19.46				
5	16QAM	25	0	19.37	19.41	19.42				

Band 25 (150MHz Band)										
Part 2 (Priority Channels Required)										
BW (MHz)	Modulation	FD Size	FD Offset	Power Low Ch. (W)	Power Mid. Ch. (W)	Power High Ch. (W)	Turnup time (min)	MPIR (dB)		
Channel										
Frequency (MHz)				160	174	181				
20	QPSK	1	0	23.38	23.38	23.4				
20	QPSK	1	49	23.83	23.81	23.87	24	0		
20	QPSK	1	99	23.84	23.78	23.78				
20	QPSK	50	0	22.6	22.56	22.74				
20	QPSK	50	24	22.97	22.98	22.93				
20	QPSK	100	0	22.97	22.9	22.98	23	1		
20	16QAM	1	0	22.68	22.74	22.79				
20	16QAM	1	0	22.89	22.9	22.89				
20	16QAM	1	49	22.87	22.8	22.74	23	1		
20	16QAM	1	99	22.48	22.43	22.53				
20	16QAM	50	0	21.6	21.72	21.88				
20	16QAM	50	24	21.48	21.58	21.58				
20	16QAM	50	50	21.54	21.55	21.85	22	2		
20	16QAM	100	0	21.52	21.55	21.72				
20	16QAM	1	0	22.77	22.62	22.84				
20	16QAM	1	49	22.54	22.5	22.84	23	1		
20	16QAM	1	99	22.45	22.52	22.89				
20	16QAM	50	0	19.07	19.29	19.77				
20	16QAM	50	24	19.87	19.88	19.89	21	3		
20	16QAM	50	50	19.59	19.74	19.74				
20	16QAM	100	0	19.69	19.89	19.83				
Channel										
Frequency (MHz)				1815	1815	1815				
Power				160	160	160				
15	QPSK	1	0	21.31	21.3	21.32				
15	QPSK	1	37	21.62	21.53	21.80	24	0		
15	QPSK	1	74	21.56	21.6	21.85				
15	QPSK	36	0	22.73	22.71	22.71				
15	QPSK	36	39	22.74	22.71	22.81				
15	QPSK	72	0	22.84	22.8	22.78				
15	16QAM	1	0	22.77	22.45	22.83				
15	16QAM	1	37	22.46	22.38	22.71	23	1		
15	16QAM	1	74	22.48	22.48	22.69				
15	16QAM	36	0	21.78	21.73	21.84				
15	16QAM	36	39	21.83	21.87	21.89	22	2		
15	16QAM	72	0	21.53	21.69	21.84				
15	16QAM	1	0	22.73	22.6	22.72				
15	16QAM	1	37	22.73	22.68	22.78	23	1		
15	16QAM	1	74	22.65	22.62	22.88				
15	16QAM	36	0	19.73	19.81	19.81	21	3		
15	16QAM	36	39	19.71	19.77	19.77				
15	16QAM	36	72	19.71	19.72	19.81				
15	16QAM	72	0	19.72	19.8	19.83				
Channel										
Frequency (MHz)				1815	1815	1815				
Power				160	160	160				
10	QPSK	1	0	21.45	21.38	21.44				
10	QPSK	1	26	21.4	21.45	21.4	24	0		
10	QPSK	1	49	21.38	21.35	21.83				
10	QPSK	25	0	22.7	22.62	22.72				
10	QPSK	25	12	22.73	22.68	22.78				
10	QPSK	25	24	22.64	22.63	22.88	23	1		
10	QPSK	50	0	22.6	22.64	22.68				
10	16QAM	1	0	22.63	22.6	22.7				
10	16QAM	1	26	22.56	22.39	22.34	23	1		
10	16QAM	1	49	22.62	22.68	22.89				
10	16QAM	25	0	21.6	21.63	21.66				
10	16QAM	25	12	21.66	21.5	21.6	22	2		
10	16QAM	25	24	21.61	21.58	21.82				
10	16QAM	25	49	21.71	21.66	21.84				
10	16QAM	1	0	22.67	22.77	22.83				
10	16QAM	1	26	22.81	22.87	22.85	23	1		
10	16QAM	1	49	22.8	22.88	22.97				
10	16QAM	25	0	19.84	19.89	19.78				
10	16QAM	25	12	19.88	19.74	19.77	21	3		
10	16QAM	25	24	19.81	19.87	19.81				
10	16QAM	25	49	19.71	19.83	19.78				
10	16QAM	50	0	19.83	19.79	19.89				
Channel										
Frequency (MHz)				2065	2065	2065				
Power				160	160	160				
5	QPSK	1	0	21.24	21.14	21.27				
5	QPSK	1	12	21.61	21.55	21.65	24	0		
5	QPSK	1	24	21.68	21.62	21.8				
5	QPSK	12	0	22.77	22.61	22.78				
5	QPSK	12	7	22.74	22.59	22.72	23	1		
5	QPSK	12	13	22.73	22.64	22.71				
5	QPSK	25	0	22.72	22.64	22.71				
5	16QAM	1	0	22.5	22.56	22.6				
5	16QAM	1	12	22.44	22.4	22.48	23	1		
5	16QAM	1	24	22.38	22.42	22.47				
5	16QAM	12	0	21.75	21.78	21.8				
5	16QAM	12	7	21.73	21.59	21.74	22	2		
5	16QAM	12	13	21.73	21.63	21.89				
5	16QAM	25	0	21.59	21.67	21.81				
5	16QAM	1	0	22.72	22.67	22.73	2			



Full Power

Band 66												Band 71											
RV (MHz)	Modulation	RB Size	RB Offset	Power Low	Power High	Power Ch. Freq.	Power Ch. Freq.	Power Ch. Freq.	Power Ch. Freq.	Turn-up loss (dBm)	MPE (dB)	RV (MHz)	Modulation	RB Size	RB Offset	Power Low	Power High	Power Ch. Freq.	Power Ch. Freq.	Power Ch. Freq.	Power Ch. Freq.	Turn-up loss (dBm)	MPE (dB)
Channel												Channel											
Frequency (MHz)												Frequency (MHz)											
133022												133022											
133022												133022											
133022												133022											
24	0	0	0	23.36	23.52	23.41						24	0	0	0	23.6	23.77	23.78					
24	0	1	48	23.35	23.58	23.48						24	0	1	48	23.82	23.94	23.72					
24	0	2	96	23.72	23.71							24	0	2	96	23.82	23.94	23.72					
24	0	3	144	23.25	23.41	23.47						24	0	3	144	23.52	23.71	23.53					
24	0	4	192	23.28	23.42	23.53						24	0	4	192	23.68	23.53	23.64					
24	0	5	240	23.3	23.43	23.53						24	0	5	240	23.52	23.52	23.64					
24	0	6	288	23.28	23.4	23.56						24	0	6	288	23.25	23.03	23.54					
24	0	7	336	23.65	23.79	23.72						24	0	7	336	23.64	23.59	23.71					
24	0	8	384	23.6	23.72	23.7						24	0	8	384	23.68	23.62	23.76					
24	0	9	432	23.58	23.68	23.67						24	0	9	432	23.58	23.52	23.76					
24	0	10	480	23.31	23.41	23.53						24	0	10	480	23.58	23.68	23.76					
24	0	11	528	23.31	23.44	23.53						24	0	11	528	23.58	23.62	23.76					
24	0	12	576	23.44	23.65	23.64						24	0	12	576	23.58	23.62	23.76					
24	0	13	624	23.46	23.49	23.57						24	0	13	624	23.58	23.62	23.76					
24	0	14	672	23.65	23.62	23.62						24	0	14	672	23.58	23.62	23.76					
24	0	15	720	23.33	23.42	23.55						24	0	15	720	23.58	23.62	23.76					
24	0	16	768	23.31	23.44	23.53						24	0	16	768	23.58	23.62	23.76					
24	0	17	816	23.44	23.65	23.64						24	0	17	816	23.58	23.62	23.76					
24	0	18	864	23.46	23.49	23.57						24	0	18	864	23.58	23.62	23.76					
24	0	19	912	23.65	23.62	23.62						24	0	19	912	23.58	23.62	23.76					
24	0	20	960	23.33	23.42	23.55						24	0	20	960	23.58	23.62	23.76					
24	0	21	1008	23.31	23.44	23.53						24	0	21	1008	23.58	23.62	23.76					
24	0	22	1056	23.44	23.65	23.64						24	0	22	1056	23.58	23.62	23.76					
24	0	23	1104	23.46	23.49	23.57						24	0	23	1104	23.58	23.62	23.76					
24	0	24	1152	23.65	23.62	23.62						24	0	24	1152	23.58	23.62	23.76					
24	0	25	1200	23.33	23.42	23.55						24	0	25	1200	23.58	23.62	23.76					
24	0	26	1248	23.31	23.44	23.53						24	0	26	1248	23.58	23.62	23.76					
24	0	27	1296	23.44	23.65	23.64						24	0	27	1296	23.58	23.62	23.76					
24	0	28	1344	23.46	23.49	23.57						24	0	28	1344	23.58	23.62	23.76					
24	0	29	1392	23.65	23.62	23.62						24	0	29	1392	23.58	23.62	23.76					
24	0	30	1440	23.33	23.42	23.55						24	0	30	1440	23.58	23.62	23.76					
24	0	31	1488	23.31	23.44	23.53						24	0	31	1488	23.58	23.62	23.76					
24	0	32	1536	23.44	23.65	23.64						24	0	32	1536	23.58	23.62	23.76					
24	0	33	1584	23.46	23.49	23.57						24	0	33	1584	23.58	23.62	23.76					
24	0	34	1632	23.65	23.62	23.62						24	0	34	1632	23.58	23.62	23.76					
24	0	35	1680	23.33	23.42	23.55						24	0	35	1680	23.58	23.62	23.76					
24	0	36	1728	23.31	23.44	23.53						24	0	36	1728	23.58	23.62	23.76					
24	0	37	1776	23.44	23.65	23.64						24	0	37	1776	23.58	23.62	23.76					
24	0	38	1824	23.46	23.49	23.57						24	0	38	1824	23.58	23.62	23.76					
24	0	39	1872	23.65	23.62	23.62						24	0	39	1872	23.58	23.62	23.76					
24	0	40	1920	23.33	23.42	23.55						24	0	40	1920	23.58	23.62	23.76					
24	0	41	1968	23.31	23.44	23.53						24	0	41	1968	23.58	23.62	23.76					
24	0	42	2016	23.44	23.65	23.64						24	0	42	2016	23.58	23.62	23.76					
24	0	43	2064	23.46	23.49	23.57						24	0	43	2064	23.58	23.62	23.76					
24	0	44	2112	23.65	23.62	23.62						24	0	44	2112	23.58	23.62	23.76					
24	0	45	2160	23.33	23.42	23.55						24	0	45	2160	23.58	23.62	23.76					
24	0	46	2208	23.31	23.44	23.53						24	0	46	2208	23.58	23.62	23.76					
24	0	47	2256	23.44	23.65	23.64						24	0	47	2256	23.58	23.62	23.76					
24	0	48	2304	23.46	23.49	23.57						24	0	48	2304	23.58	23.62	23.76					
24	0	49	2352	23.65	23.62	23.62						24	0	49	2352	23.58	23.62	23.76					
24	0	50	2400	23.33	23.42	23.55						24	0	50	2400	23.58	23.62	23.76					
24	0	51	2448	23.31	23.44	23.53						24	0	51	2448	23.58	23.62	23.76					
24	0	52	2496	23.44	23.65	23.64						24	0	52	2496	23.58	23.62	23.76					
24	0	53	2544	23.46	23.49	23.57						24	0	53	2544	23.58	23.62	23.76					
24	0	54	2592	23.65	23.62	23.62						24	0	54	2592	23.58	23.62	23.76					
24	0	55	2640	23.33	23.42	23.55						24	0	55	2640	23.58	23.62	23.76					
24	0	56	2688	23.31	23.44	23.53						24	0	56	2688	23.58	23.62	23.76					
24	0	57	2736	23.44	23.65	23.64						24	0	57	2736	23.58	23.62	23.76					
24	0	58	2784	23.46	23.49	23.57						24	0	58	2784	23.58	23.62	23.76					
24	0	59	2832	23.65	23.62	23.62						24	0	59	2832	23.58	23.62	23.76					
24	0	60	2880	23.33	23.42	23.55						24	0	60	2880	23.58	23.62	23.76					
24	0	61	2928	23.31	23.44	23.53						24	0	61	2928	23.58	23.62	23.76					
24	0	62	2976	23.44	23.65	23.64						24	0	62	2976	23.58	23.62	23.76					
24	0	63	3024	23.46	23.49	23.57						24	0	63	3024	23.58	23.62	23.76					
24	0	64	3072	23.65	23.62	23.62						24	0	64	3072	23.58	23.62	23.76					
24	0	65	3120	23.33	23.42	23.55						24	0	65	3120	23.58	23.62	23.76					
24	0	66	3168	23.31	23.44	23.53						24	0	66	3168	23.58	23.62	23.76					
24	0	67	3216	23.44	23.65	23.64						24	0	67	3216	23.58	23.62	23.76					
24	0	68	3264	23.46	23.49	23.57						24	0	68	3264	23.58	23.62	23.76					
24	0	69	3312	23.65	23.62	23.62						24	0	69	3312	23.58	23.62	23.76					
24	0	70	3360	23.33	23.42	23.55						24	0	70	3360	23.58	23.62	23.76					
24	0	71	3408	23.31	23.44	23.53						24	0	71	3408	23.58	23.62	23.76					
24	0	72	3456	23.44	23.65	23.64						24	0	72	3456								



Full Power

Band 36 (only on channel required)						
BW (MHz)	Modulation	RB Size	RB Offset	Power Low Ch / Freq	Power Low Mid Ch / Freq	Power High Ch / Freq
Channel						
Frequency (MHz)						
20	QPSK	1	0	23.42	23.41	23.46
20	QPSK	1	60	23.52	23.57	23.53
20	QPSK	1	90	23.78	23.89	23.80
20	QPSK	50	0	22.52	22.62	22.66
20	QPSK	50	24	22.64	22.63	22.72
20	QPSK	50	50	22.84	22.88	22.73
20	16QAM	1	0	22.52	22.52	22.52
20	16QAM	1	48	22.28	22.28	22.33
20	16QAM	1	96	21.98	21.97	22.06
20	16QAM	50	0	21.17	21.20	21.30
20	16QAM	50	24	21.09	21.25	21.30
20	16QAM	50	48	21.27	21.20	21.26
20	16QAM	100	0	21.17	21.20	21.30
20	16QAM	100	48	22.30	22.40	22.43
20	16QAM	100	96	22.30	22.36	22.45
20	16QAM	100	144	22.53	22.57	22.66
20	16QAM	50	0	21.43	21.58	21.68
20	16QAM	50	24	20.38	20.58	20.63
20	16QAM	50	48	20.61	20.60	20.68
20	16QAM	100	0	20.65	20.67	20.75
Channel						
Frequency (MHz)						
15	QPSK	1	0	23.75	23.60	23.73
15	QPSK	1	37	23.37	23.58	23.68
15	QPSK	1	74	23.70	23.67	23.72
15	QPSK	38	0	22.48	22.59	22.66
15	QPSK	38	20	22.50	22.60	22.68
15	QPSK	38	40	22.54	22.64	22.69
15	QPSK	38	20	22.50	22.50	22.51
15	16QAM	1	0	22.17	22.19	22.21
15	16QAM	1	37	22.27	22.30	22.34
15	16QAM	1	74	22.52	22.53	22.58
15	16QAM	38	0	21.08	21.17	21.25
15	16QAM	38	20	21.12	21.21	21.27
15	16QAM	38	40	21.11	21.21	21.27
15	16QAM	75	0	21.11	21.24	21.32
15	16QAM	75	37	22.24	22.23	22.32
15	16QAM	75	74	22.47	22.50	22.57
15	16QAM	38	0	20.50	20.62	20.70
15	16QAM	38	20	20.50	20.52	20.70
15	16QAM	75	0	20.52	20.55	20.73
Channel						
Frequency (MHz)						
10	QPSK	1	0	23.43	23.44	23.51
10	QPSK	1	25	23.46	23.67	23.75
10	QPSK	1	49	23.53	23.67	23.80
10	QPSK	25	0	22.56	22.57	22.63
10	QPSK	25	12	22.65	22.66	22.73
10	QPSK	25	25	22.64	22.70	22.77
10	QPSK	50	0	22.52	22.54	22.70
10	16QAM	1	0	22.58	22.58	22.58
10	16QAM	1	48	22.28	22.41	22.45
10	16QAM	1	96	22.51	22.67	22.72
10	16QAM	25	0	21.15	21.20	21.37
10	16QAM	25	12	21.11	21.20	21.37
10	16QAM	25	25	21.21	21.25	21.41
10	16QAM	50	0	21.12	21.20	21.44
10	16QAM	50	12	22.46	22.68	22.80
10	16QAM	50	25	22.41	22.50	22.80
10	16QAM	50	49	22.68	22.80	22.87
10	16QAM	25	0	20.46	20.64	20.71
10	16QAM	25	12	20.43	20.66	20.69
10	16QAM	25	25	20.58	20.72	20.70
10	16QAM	50	0	20.44	20.68	20.74
Channel						
Frequency (MHz)						
5	QPSK	1	0	23.23	23.21	23.26
5	QPSK	1	12	23.45	23.65	23.71
5	QPSK	1	24	23.44	23.67	23.70
5	QPSK	12	0	22.64	22.75	22.82
5	QPSK	12	7	22.51	22.73	22.78
5	QPSK	12	13	22.52	22.67	22.74
5	QPSK	25	0	22.50	22.49	22.78
5	QPSK	1	0	22.17	22.67	22.66
5	16QAM	1	12	22.25	22.49	22.68
5	16QAM	1	24	22.16	22.42	22.66
5	16QAM	12	0	21.08	21.23	21.40
5	16QAM	12	7	21.12	21.23	21.40
5	16QAM	12	13	21.28	21.25	21.36
5	16QAM	25	0	21.12	21.21	21.37
5	16QAM	1	0	22.38	22.61	22.72
5	16QAM	1	12	22.31	22.52	22.65
5	16QAM	1	24	22.38	22.56	22.64
5	16QAM	12	0	20.39	20.70	20.80
5	16QAM	12	7	20.51	20.73	20.78
5	16QAM	12	13	20.61	20.70	20.78
5	16QAM	25	0	20.41	20.60	20.73

Band 41 (2.6G Band)						
BW (MHz)	Modulation	RB Size	RB Offset	Power Low Ch / Freq	Power Low Mid Ch / Freq	Power High Ch / Freq
Channel						
Frequency (MHz)						
20	QPSK	1	0	23.50	23.50	23.45
20	QPSK	1	60	23.56	23.44	23.69
20	QPSK	1	90	23.50	23.45	23.78
20	QPSK	50	0	22.94	22.84	22.96
20	QPSK	50	24	22.76	22.95	23.12
20	QPSK	50	50	22.84	22.84	23.15
20	16QAM	1	0	23.17	23.16	23.08
20	16QAM	1	48	22.85	22.82	23.10
20	16QAM	1	96	22.84	22.87	23.03
20	16QAM	50	0	21.87	21.83	21.73
20	16QAM	50	24	21.79	21.89	21.91
20	16QAM	50	48	21.88	21.88	21.89
20	16QAM	100	0	21.80	21.70	21.84
20	16QAM	100	48	22.92	22.48	22.80
20	16QAM	100	96	22.90	22.90	22.92
20	16QAM	50	0	21.28	21.45	21.48
20	16QAM	50	24	19.31	19.34	19.62
20	16QAM	50	48	19.34	19.24	19.63
20	16QAM	100	0	19.29	19.34	19.34
Channel						
Frequency (MHz)						
15	QPSK	1	0	23.23	23.43	23.43
15	QPSK	1	37	23.27	23.65	23.63
15	QPSK	1	74	23.67	23.54	23.65
15	QPSK	38	0	22.50	22.50	22.51
15	QPSK	38	20	22.50	22.58	22.78
15	QPSK	38	40	22.58	22.60	22.72
15	QPSK	38	20	22.50	22.50	22.51
15	16QAM	1	0	22.86	22.86	22.86
15	16QAM	1	37	22.86	22.86	22.86
15	16QAM	1	74	22.85	22.85	22.86
15	16QAM	38	0	21.88	21.80	22.03
15	16QAM	38	20	21.79	21.79	22.00
15	16QAM	38	40	21.79	21.75	22.00
15	16QAM	75	0	21.80	21.80	22.16
15	16QAM	75	37	22.90	22.90	22.92
15	16QAM	75	74	22.91	22.94	22.98
15	16QAM	38	0	20.46	20.46	20.65
15	16QAM	38	20	19.29	19.54	19.70
15	16QAM	38	40	19.30	19.36	19.71
15	16QAM	75	0	19.29	19.43	19.57
Channel						
Frequency (MHz)						
10	QPSK	1	0	23.43	23.44	23.44
10	QPSK	1	25	23.25	23.45	23.50
10	QPSK	1	49	23.54	23.21	23.34
10	QPSK	25	0	22.74	22.85	23.19
10	QPSK	25	12	22.90	22.99	23.11
10	QPSK	25	25	22.76	22.98	23.17
10	QPSK	50	0	22.80	22.80	23.15
10	16QAM	1	0	22.99	22.96	23.18
10	16QAM	1	25	22.95	22.91	23.25
10	16QAM	1	49	22.87	22.89	23.28
10	16QAM	25	0	22.12	22.20	22.37
10	16QAM	25	12	22.12	22.12	22.30
10	16QAM	25	25	22.12	22.12	22.31
10	16QAM	50	0	22.18	22.00	22.29
10	16QAM	50	12	22.64	22.62	22.86
10	16QAM	50	25	22.63	22.60	22.86
10	16QAM	50	49	22.76	22.71	22.86
10	16QAM	25	0	19.54	19.56	19.68
10	16QAM	25	12	19.54	19.58	19.72
10	16QAM	25	25	19.65	19.45	19.70
10	16QAM	50	0	19.61	19.56	19.67
Channel						
Frequency (MHz)						
5	QPSK	1	0	23.26	23.34	23.34
5	QPSK	1	12	23.29	23.63	23.70
5	QPSK	1	24	23.58	23.56	23.78
5	QPSK	12	0	22.86	22.90	23.20
5	QPSK	12	7	22.69	22.89	23.00
5	QPSK	12	13	22.81	22.85	23.20
5	QPSK	25	0	22.89	22.88	23.41
5	QPSK	1	0	22.66	22.92	22.92
5	16QAM	1	12	22.36	22.50	23.24
5	16QAM	1	24	22.09	22.92	23.28
5	16QAM	12	0	21.07	21.20	22.15
5	16QAM	12	7	21.04	21.08	22.20
5	16QAM	12	13	21.26	21.24	22.25
5	16QAM	25	0	21.06	21.00	22.21
5	16QAM	1	0	22.26	22.17	22.61
5	16QAM	1	12	22.20	22.15	22.61
5	16QAM	1	24	22.18	22.20	22.62
5	16QAM	12	0	19.44	19.37	19.72
5	16QAM	12	7	19.47	19.40	19.72
5	16QAM	12	13	19.46	19.36	19.69
5	16QAM	25	0	19.42	19.34	19.72

Band 41 (2.6G Band) HPUE						
BW (MHz)	Modulation	RB Size	RB Offset	Power Low Ch / Freq	Power Low Mid Ch / Freq	Power High Ch / Freq
Channel						
Frequency (MHz)						
20	QPSK	1	0	25.19	25.13	25.34
20	QPSK	1	60	25.24	25.21	25.49
20	QPSK	1	90	25.34	25.30	25.54
20	QPSK	50	0	24.18	24.10	24.45
20	QPSK	50	24	24.17	24.24	24.50
20	QPSK	50	50	24.21	24.10	24.52
20	16QAM	1	0	24.12	24.11	24.15
20	16QAM	1	48	23.47	23.05	23.25
20	16QAM	1	96	23.48	23.48	23.54
20	16QAM	50	0	22.49	22.48	22.56
20	16QAM	50	24	22.51	22.48	22.51
20	16QAM	50	48	22.49	22.52	22.64
20	16QAM	100	0	22.47	22.38	22.40
20	16QAM	100	48	22.70	22.68	22.66
20	16QAM	100	96	22.43	22.53	22.56
20	16QAM	50	0	21.68	21.70	21.68
20	16QAM	50	24	21.80	21.74	21.82
20	16QAM	50	48	21.73	21.84	21.73
20	16QAM					

Reduced Power Mode for P-Sensor On

GSM850	Burst Average Power (dBm)			Tune-up Limit (dBm)	Frame Average Power (dBm)			Tune-up Limit (dBm)
	128	189	251		128	189	251	
Tx Channel	924.2	936.4	948.8		924.2	936.4	948.8	
Frequency (MHz)	924.2	936.4	948.8		924.2	936.4	948.8	
GSM 1 Tx slot	32.14	32.17	32.25	33.00	23.14	23.17	23.25	24.00
GPRS 1 Tx slot	32.13	32.16	32.24	33.00	23.13	23.16	23.24	24.00
GPRS 2 Tx slot	26.75	26.82	26.88	30.00	22.75	22.82	22.86	24.00
GPRS 3 Tx slot	27.01	26.99	27.12	28.00	22.75	22.73	22.86	23.74
GPRS 4 Tx slot	25.40	25.41	25.57	28.50	22.40	22.41	22.57	23.50
EDGE 1 Tx slot	25.93	26.03	26.08	27.00	16.93	17.03	17.08	18.00
EDGE 2 Tx slot	25.83	25.91	25.92	26.50	19.83	19.91	19.92	20.50
EDGE 3 Tx slot	24.16	24.23	24.26	25.00	19.90	19.97	20.00	20.74
EDGE 4 Tx slot	23.12	23.32	23.32	24.00	20.12	20.32	20.32	21.00

GSM1900	Burst Average Power (dBm)			Tune-up Limit (dBm)	Frame Average Power (dBm)			Tune-up Limit (dBm)
	512	661	810		512	661	810	
Tx Channel	1850.2	1880	1909.8		1850.2	1880	1909.8	
Frequency (MHz)	1850.2	1880	1909.8		1850.2	1880	1909.8	
GSM 1 Tx slot	26.51	26.61	26.68	27.50	17.51	17.61	17.68	18.50
GPRS 1 Tx slot	26.50	26.60	26.67	27.50	17.50	17.60	17.67	18.50
GPRS 2 Tx slot	23.52	23.63	23.73	24.50	17.52	17.63	17.73	18.50
GPRS 3 Tx slot	21.56	21.45	21.79	22.50	17.30	17.19	17.53	18.24
GPRS 4 Tx slot	20.31	20.34	20.47	21.50	17.31	17.34	17.47	18.00
EDGE 1 Tx slot	23.09	22.95	23.02	23.50	14.09	13.95	14.02	14.50
EDGE 2 Tx slot	23.01	22.91	22.91	23.50	17.01	16.91	16.91	17.50
EDGE 3 Tx slot	21.15	21.05	21.07	21.50	16.89	16.79	16.81	17.34
EDGE 4 Tx slot	19.74	19.64	19.81	20.50	16.74	16.64	16.81	17.50

Band	WCDMA I			Tune-up Limit (dBm)	WCDMA IV			Tune-up Limit (dBm)	WCDMA V			Tune-up Limit (dBm)	
	9282	9400	9538		1312	1413	1513		4132	4182	4233		
Tx Channel	9662	9800	9938		1537	1638	1738		4357	4407	4458		
Rx Channel	1852.4	1880	1907.6		1712.4	1732.6	1752.6		626.4	636.4	646.6		
Frequency (MHz)	1852.4	1880	1907.6		1712.4	1732.6	1752.6		626.4	636.4	646.6		
3GPP Rel 99	AMR 12.2kbps	15.19	15.15	15.10	16.00	16.34	16.42	16.33	17.00	21.95	22.00	22.07	23.00
3GPP Rel 99	RMC 12.2kbps	15.20	15.16	15.31	16.00	16.36	16.43	16.45	17.00	21.97	22.02	22.08	23.00
3GPP Rel 6	HSDPA Subtest-1	14.36	14.27	13.96	15.00	15.24	15.03	15.44	16.00	21.11	20.82	21.11	22.00
3GPP Rel 6	HSDPA Subtest-2	14.33	14.24	13.99	15.00	15.22	15.04	15.40	16.00	21.08	20.76	21.06	22.00
3GPP Rel 6	HSDPA Subtest-3	13.83	13.76	13.47	14.50	14.71	14.73	15.03	15.50	20.55	20.45	20.84	21.50
3GPP Rel 6	HSDPA Subtest-4	13.83	13.75	13.47	14.50	14.70	14.71	15.01	15.50	20.51	20.47	20.81	21.50
3GPP Rel 6	DC-HSDPA Subtest-1	14.31	14.19	13.83	15.00	15.17	15.15	15.36	16.00	21.01	20.97	20.73	22.00
3GPP Rel 6	DC-HSDPA Subtest-2	14.36	14.16	13.89	15.00	15.07	15.28	15.37	16.00	21.05	20.91	20.79	22.00
3GPP Rel 6	DC-HSDPA Subtest-3	13.82	13.78	13.46	14.50	14.72	14.74	14.95	15.50	20.51	20.47	20.39	21.50
3GPP Rel 6	DC-HSDPA Subtest-4	13.81	13.75	13.45	14.50	14.75	14.71	14.94	15.50	20.50	20.47	20.39	21.50
3GPP Rel 6	HSPA Subtest-1	14.32	14.23	13.96	15.00	15.48	15.30	15.58	16.00	21.02	20.92	21.01	22.00
3GPP Rel 6	HSPA Subtest-2	12.34	12.27	11.95	13.00	13.46	13.31	13.56	14.00	19.02	19.03	19.08	20.00
3GPP Rel 6	HSPA Subtest-3	13.37	13.28	12.95	14.00	14.48	14.32	14.50	15.00	20.01	20.03	20.07	21.00
3GPP Rel 6	HSPA Subtest-4	12.35	12.26	11.95	13.00	13.47	13.41	13.56	14.00	18.96	19.03	19.05	20.00
3GPP Rel 6	HSPA Subtest-5	14.30	14.30	14.00	15.00	15.46	15.29	15.60	16.00	21.07	21.01	21.13	22.00

Band	CDMA BC1			Tune-up Limit (dBm)
	25	600	1175	
Tx Channel	1851.25	1860	1906.75	
Frequency (MHz)	1851.25	1860	1906.75	
RC1 SOG5	17.42	17.18	17.20	17.50
RC3 SOG5	17.45	17.19	17.22	17.50
RC3 SOG2 (F-SCH)	17.44	17.20	17.21	17.50
RC3 SOG2 (HSCH)	17.43	17.18	17.23	17.50
RTAP 163.6Rbps	17.48	17.30	17.28	17.50
RETAP 409.6Rbps	17.48	17.27	17.25	17.50



Band 2 (900MHz Band)
Part 27L (only on channel required)

BW (MHz)	Modulation	RB Size	RB Offset	Power Low Ch. Freq. (MHz)	Power Middle Ch. Freq. (MHz)	Power High Ch. Freq. (MHz)	Tune-up limit (dBm)	MPR (dB)		
Channel										
Frequency (MHz)										
20	QPSK	1	0	1642	1645	1630	17	0		
20	QPSK	1	49	1645	1638	1636				
20	QPSK	1	99	1637	1630	1628				
20	QPSK	50	50	1640	1624	1640				
20	QPSK	50	24	1632	1626	1636	17	0		
20	QPSK	50	50	1630	1622	1636				
20	QPSK	100	0	1632	1638	1632				
20	16QAM	1	0	1634	1631	1630				
20	16QAM	1	49	1636	1633	1636	17	0		
20	16QAM	1	99	1639	1636	1637				
20	16QAM	50	50	1642	1622	1636				
20	16QAM	50	24	1627	1627	1627				
20	16QAM	50	50	1629	1626	1636	17	0		
20	16QAM	100	0	1629	1636	1636				
20	64QAM	1	0	1638	1636	1633				
20	64QAM	1	49	1620	1633	1632				
20	64QAM	1	99	1653	1651	1661	17	0		
20	64QAM	50	0	1641	1626	1634				
20	64QAM	50	24	1626	1626	1624				
20	64QAM	50	50	1627	1630	1632				
20	64QAM	100	0	1632	1636	1633	17	0		
Channel										
Frequency (MHz)										
15	QPSK	1	0	1643	1638	1636			17	0
15	QPSK	1	37	1621	1632	1633				
15	QPSK	1	74	1639	1636	1648				
15	QPSK	36	50	1633	1619	1623				
15	QPSK	36	20	1626	1616	1628	17	0		
15	QPSK	36	39	1630	1608	1627				
15	QPSK	75	0	1624	1620	1625				
15	QPSK	1	0	1629	1609	1602				
15	16QAM	1	0	1629	1636	1636	17	0		
15	16QAM	1	37	1646	1646	1646				
15	16QAM	1	74	1644	1644	1666				
15	16QAM	36	0	1627	1619	1621				
15	16QAM	36	20	1619	1618	1626	17	0		
15	16QAM	36	39	1621	1608	1629				
15	16QAM	75	0	1629	1636	1636				
15	64QAM	1	0	1632	1654	1656				
15	64QAM	1	37	1631	1659	1659	17	0		
15	64QAM	1	74	1663	1656	1663				
15	64QAM	36	0	1626	1621	1622				
15	64QAM	36	20	1621	1617	1626				
15	64QAM	36	39	1623	1609	1626	17	0		
15	64QAM	75	0	1622	1621	1628				
Channel										
Frequency (MHz)										
10	QPSK	1	0	1633	1642	1646	17	0		
10	QPSK	1	25	1611	1620	1635				
10	QPSK	1	49	1636	1636	1636				
10	QPSK	25	50	1632	1626	1637				
10	QPSK	25	12	1630	1626	1636	17	0		
10	QPSK	25	25	1623	1620	1634				
10	QPSK	50	0	1632	1621	1629				
10	16QAM	1	0	1627	1626	1630				
10	16QAM	1	25	1640	1640	1640	17	0		
10	16QAM	1	49	1632	1632	1639				
10	16QAM	25	0	1631	1626	1636				
10	16QAM	25	12	1627	1618	1628				
10	16QAM	25	25	1624	1614	1633	17	0		
10	16QAM	50	0	1629	1628	1636				
10	64QAM	1	0	1634	1653	1670				
10	64QAM	1	25	1637	1636	1639				
10	64QAM	1	49	1666	1654	1672	17	0		
10	64QAM	25	0	1633	1627	1638				
10	64QAM	25	12	1633	1623	1636				
10	64QAM	25	25	1626	1615	1636				
10	64QAM	50	0	1633	1621	1635	17	0		
Channel										
Frequency (MHz)										
5	QPSK	1	0	1618	1621	1630			17	0
5	QPSK	1	12	1606	1622	1638				
5	QPSK	1	25	1617	1626	1626				
5	QPSK	12	50	1628	1622	1636				
5	QPSK	12	7	1624	1616	1632	17	0		
5	QPSK	12	13	1622	1616	1627				
5	QPSK	25	0	1625	1624	1632				
5	16QAM	1	0	1621	1648	1638				
5	16QAM	1	12	1622	1636	1636	17	0		
5	16QAM	1	24	1642	1630	1632				
5	16QAM	12	0	1638	1631	1642				
5	16QAM	12	7	1632	1623	1642				
5	16QAM	12	13	1633	1623	1636	17	0		
5	16QAM	25	0	1629	1636	1636				
5	64QAM	1	0	1644	1636	1631				
5	64QAM	1	12	1630	1624	1637				
5	64QAM	1	24	1632	1612	1637	17	0		
5	64QAM	12	0	1632	1625	1641				
5	64QAM	12	7	1629	1622	1639				
5	64QAM	12	13	1631	1626	1636				
5	64QAM	25	0	1629	1623	1636	17	0		
5	64QAM	25	0	1629	1623	1636				
5	64QAM	15	0	1626	1621	1631				
Channel										
Frequency (MHz)										
3	QPSK	1	0	1607	1623	1619	17	0		
3	QPSK	1	8	1614	1613	1624				
3	QPSK	1	14	1627	1616	1626				
3	QPSK	8	50	1622	1617	1630				
3	QPSK	8	4	1621	1617	1631	17	0		
3	QPSK	8	7	1623	1616	1630				
3	QPSK	15	0	1622	1620	1633				
3	16QAM	1	0	1624	1631	1643				
3	16QAM	1	8	1627	1616	1636	17	0		
3	16QAM	1	14	1634	1615	1640				
3	16QAM	8	0	1638	1633	1641				
3	16QAM	8	4	1634	1628	1642				
3	16QAM	8	7	1629	1626	1636	17	0		
3	16QAM	15	0	1622	1617	1634				
3	64QAM	1	0	1628	1620	1636				
3	64QAM	1	8	1632	1622	1641				
3	64QAM	1	14	1625	1608	1632	17	0		
3	64QAM	8	0	1624	1618	1630				
3	64QAM	8	4	1626	1619	1631				
3	64QAM	8	7	1617	1630	1630				
3	64QAM	15	0	1626	1621	1631	17	0		
Channel										
Frequency (MHz)										
1.4	QPSK	1	0	1642	1619	1622			17	0
1.4	QPSK	1	3	1639	1632	1638				
1.4	QPSK	1	6	1632	1616	1636				
1.4	QPSK	3	50	1632	1626	1636				
1.4	QPSK	3	1	1641	1628	1641	17	0		
1.4	QPSK	3	3	1628	1626	1636				
1.4	QPSK	6	0	1644	1636	1643				
1.4	16QAM	1	0	1642	1643	1651				
1.4	16QAM	1	3	1653	1650	1668	17	0		
1.4	16QAM	1	5	1662	1650	1661				
1.4	16QAM	3	0	1654	1644	1650				
1.4	16QAM	3	1	1656	1647	1656				
1.4	16QAM	3	3	1648	1638	1647	17	0		
1.4	16QAM	6	0	1646	1637	1650				
1.4	64QAM	1	0	1645	1641	1654				
1.4	64QAM	1	3	1647	1643	1660				
1.4	64QAM	1	5	1640	1631	1644	17	0		
1.4	64QAM	3	0	1645	1640	1648				
1.4	64QAM	3	1	1624	1640	1656				
1.4	64QAM	3	1	1646	1636	1649				
1.4	64QAM	6	0	1643	1647	1647	17	0		

Band 4 (AWS Band)
Part 27L (only on channel required)

BW (MHz)	Modulation	RB Size	RB Offset	Power Low Ch. Freq. (MHz)	Power Middle Ch. Freq. (MHz)	Power High Ch. Freq. (MHz)	Tune-up limit (dBm)	MPR (dB)		
Channel										
Frequency (MHz)										
20	QPSK	1	0	1716	1712	1711	18	0		
20	QPSK	1	49	1740	1729	1731				
20	QPSK	1	99	1732	1740	1738				
20	QPSK	50	50	1721	1729	1734				
20	QPSK	50	24	1725	1739	1733	18	0		
20	QPSK	50	50	1721	1732	1698				
20	QPSK	100	0	1721	1730	1713				
20	16QAM	1	0	1730	1734	1738				
20	16QAM	1	49	1734	1739	1738	18	0		
20	16QAM	1	99	1739	1738	1721				
20	16QAM	50	0	1720	1722	1718				
20	16QAM	50	24	1722	1722	1706				
20	16QAM	50	50	1717	1732	1732	18	0		
20	16QAM	100	0	1717	1732	1732				
20	64QAM	1	0	1741	1748	1749				
20	64QAM	1	49	1736	1748	1744				
20	64QAM	1	99	1735	1718	1714	18	0		
20	64QAM	50	0	1717	1720	1711				
20	64QAM	50	24	1723	1720	1704				
20	64QAM	50	50	1722	1732	1732				
20	64QAM	100	0	1720	1714	1709	18	0		
Channel										
Frequency (MHz)										
15	QPSK	1	0	1735	1723	1719			18	0
15	QPSK	1	37	1726	1724	1718				
15	QPSK	1	74	1738	1728	1751				
15	QPSK	36	50	1733	1729	1711				
15	QPSK	36	20	1728						



Reduced Power Mode for P-Sensor On

Band 7 (2600MHz Band)												
BW (MHz)	Modulation	RB Size	RB Offset	Power Low Ch. Freq. 2655	Power Middle Ch. Freq. 2110	Power High Ch. Freq. 2155	Turn-up time (dBm)	MPR (dB)	α Turn-up-2	β Turn-up	Ch. Duty > 0.5	
Channel												
Frequency (MHz)												
20	QPSK	1	0	19.82	19.52	19.56			0.48	0.38		
20	QPSK	1	49	19.63	19.48	19.72	20	0	0.52	0.28	0.47	
20	QPSK	1	99	19.72	19.76	19.85			0.28	0.28		
20	QPSK	50	24	19.82	19.87	19.78			0.21	0.13		
20	QPSK	50	24	19.44	19.60	19.65		0	0.55	0.35	0.43	
20	QPSK	50	50	19.51	19.55	19.55		20	0.49	0.45		
20	QPSK	100	0	19.41	19.78	19.59			0.59	0.22	0.37	
20	16QAM	1	0	19.57	19.71	19.77			0.43	0.23		
20	16QAM	1	49	19.66	19.75	19.81	20	0	0.33	0.21	0.22	
20	16QAM	1	99	19.86	19.75	19.75			0.49	0.41		
20	16QAM	50	0	19.45	19.60	19.63			0.55	0.40		
20	16QAM	50	24	19.45	19.60	19.66		0	0.55	0.34	0.21	
20	16QAM	50	50	19.62	19.57	19.58			0.48	0.42		
20	64QAM	1	0	19.44	19.75	19.81			0.58	0.30	0.17	
20	64QAM	1	49	19.50	19.65	19.70		0	0.50	0.20	0.30	
20	64QAM	1	99	19.58	19.70	19.65			0.42	0.30		
20	64QAM	50	0	19.44	19.58	19.52			0.56	0.42		
20	64QAM	50	24	19.42	19.59	19.64			0.58	0.36	0.22	
20	64QAM	50	50	19.51	19.51	19.51		20	0.49	0.42		
20	64QAM	100	0	19.43	19.56	19.71			0.57	0.39	0.18	
Channel												
Frequency (MHz)												
15	QPSK	1	0	19.30	19.60	19.55			0.30	0.40		
15	QPSK	1	37	19.70	19.83	19.80		0	0.30	0.17	0.33	
15	QPSK	1	74	19.74	19.83	19.81			0.28	0.17		
15	QPSK	36	0	19.42	19.61	19.64			0.58	0.36		
15	QPSK	36	20	19.63	19.62	19.63		20	0.47	0.37	0.22	
15	QPSK	36	39	19.51	19.56	19.63			0.49	0.41		
15	QPSK	75	0	19.50	19.59	19.63			0.59	0.37	0.13	
15	16QAM	1	0	19.61	19.62	19.70			0.33	0.20	0.20	
15	16QAM	1	49	19.67	19.75	19.81	20	0	0.34	0.27	0.14	
15	16QAM	36	0	19.45	19.65	19.68			0.55	0.32		
15	16QAM	36	20	19.37	19.62	19.66		20	0.43	0.34	0.23	
15	16QAM	36	39	19.48	19.58	19.58			0.52	0.42		
15	16QAM	75	0	19.63	19.63	19.68			0.47	0.37	0.14	
15	64QAM	1	0	19.51	19.63	19.64			0.49	0.36	0.13	
15	64QAM	1	37	19.67	19.56	19.64		20	0.44	0.35	0.13	
15	64QAM	1	74	19.63	19.57	19.63			0.43	0.37		
15	64QAM	36	0	19.44	19.65	19.67			0.56	0.33		
15	64QAM	36	20	19.47	19.61	19.68		20	0.43	0.34	0.23	
15	64QAM	36	39	19.50	19.58	19.57			0.50	0.42		
15	64QAM	75	0	19.53	19.62	19.66			0.47	0.34	0.13	
Channel												
Frequency (MHz)												
10	QPSK	1	0	19.43	19.45	19.47			0.57	0.53		
10	QPSK	1	25	19.62	19.75	19.75		20	0.48	0.25	0.40	
10	QPSK	1	49	19.74	19.83	19.81			0.47	0.17		
10	QPSK	25	0	19.49	19.64	19.66			0.51	0.34		
10	QPSK	25	12	19.38	19.59	19.63			0.62	0.37	0.28	
10	QPSK	25	25	19.41	19.59	19.64		20	0.59	0.36		
10	QPSK	50	0	19.41	19.60	19.62			0.59	0.38	0.21	
10	16QAM	1	0	19.77	19.72	19.86			0.31	0.23		
10	16QAM	1	25	19.60	19.75	19.81		20	0.40	0.16	0.28	
10	16QAM	1	49	19.80	19.88	19.88			0.32	0.12		
10	16QAM	25	0	19.48	19.60	19.69			0.52	0.31		
10	16QAM	25	12	19.42	19.63	19.67		20	0.58	0.33	0.27	
10	16QAM	25	25	19.44	19.59	19.64			0.56	0.36		
10	16QAM	50	0	19.44	19.62	19.66			0.58	0.34	0.22	
10	64QAM	1	0	19.69	19.62	19.62			0.38	0.31		
10	64QAM	1	25	19.50	19.74	19.74		20	0.50	0.25	0.36	
10	64QAM	1	49	19.73	19.81	19.86			0.27	0.14		
10	64QAM	25	0	19.49	19.59	19.67			0.51	0.33		
10	64QAM	25	12	19.41	19.63	19.68		20	0.58	0.34	0.36	
10	64QAM	25	25	19.45	19.60	19.63			0.55	0.37		
10	64QAM	50	0	19.41	19.63	19.65			0.59	0.35	0.24	
Channel												
Frequency (MHz)												
5	QPSK	1	0	19.70	19.51	19.46			0.54	0.30		
5	QPSK	1	12	19.68	19.71	19.76		20	0.42	0.24	0.34	
5	QPSK	1	24	19.67	19.77	19.86			0.43	0.20		
5	QPSK	12	0	19.52	19.65	19.73			0.48	0.27	0.17	
5	QPSK	12	7	19.47	19.63	19.64		20	0.53	0.36	0.26	
5	QPSK	12	13	19.51	19.64	19.67			0.49	0.33		
5	QPSK	25	0	19.49	19.67	19.68			0.51	0.32	0.19	
5	16QAM	1	0	19.66	19.63	19.66			0.34	0.19		
5	16QAM	1	12	19.64	19.75	19.78		20	0.36	0.21	0.30	
5	16QAM	1	24	19.60	19.78	19.83			0.40	0.17		
5	16QAM	12	0	19.50	19.63	19.66			0.50	0.31		
5	16QAM	12	7	19.49	19.67	19.70		20	0.51	0.30	0.21	
5	16QAM	12	13	19.63	19.65	19.69			0.47	0.31		
5	16QAM	25	0	19.61	19.62	19.68			0.49	0.32	0.17	
5	64QAM	1	0	19.59	19.73	19.84			0.41	0.16	0.32	
5	64QAM	1	12	19.58	19.69	19.72		20	0.42	0.28	0.17	
5	64QAM	1	24	19.52	19.77	19.78			0.48	0.22		
5	64QAM	12	0	19.50	19.61	19.66			0.50	0.34		
5	64QAM	12	7	19.48	19.67	19.68		20	0.52	0.32	0.22	
5	64QAM	12	13	19.52	19.65	19.70			0.48	0.30		
5	64QAM	25	0	19.49	19.63	19.69			0.51	0.31	0.22	

Band 25 (1900MHz Band)												
BW (MHz)	Modulation	RB Size	RB Offset	Power Low Ch. Freq. 1915	Power Middle Ch. Freq. 1940	Power High Ch. Freq. 1955	Turn-up time (dBm)	MPR (dB)	α Turn-up-2	β Turn-up	Ch. Duty > 0.5	
Channel												
Frequency (MHz)												
20	QPSK	1	0	18.54	18.50	18.49						
20	QPSK	1	49	18.70	18.74	18.82	17	0				
20	QPSK	1	99	18.53	18.46	18.47						
20	QPSK	50	0	18.54	18.47	18.37						
20	QPSK	50	24	18.51	18.43	18.56		17	0			
20	QPSK	50	50	18.46	18.42	18.52						
20	QPSK	100	0	18.49	18.47	18.51						
20	16QAM	1	0	18.73	18.69	18.85						
20	16QAM	1	49	18.54	18.62	18.60	17	0				
20	16QAM	1	99	18.73	18.70	18.85						
20	16QAM	50	0	18.62	18.42	18.50						
20	16QAM	50	24	18.49	18.43	18.50		17	0			
20	16QAM	50	50	18.41	18.44	18.52						
20	64QAM	1	0	18.70	18.65	18.69						
20	64QAM	1	49	18.28	18.29	18.27		17	0			
20	64QAM	1	99	18.53	18.39	18.46						
20	64QAM	50	0	18.59	18.38	18.51						
20	64QAM	50	24	18.47	18.41	18.53		17	0			
20	64QAM	50	50	18.57	18.52	18.47						
20	64QAM	100	0	18.48	18.41	18.57						
Channel												
Frequency (MHz)												
15	QPSK	1	0	18.66	18.50	18.59						
15	QPSK	1	37	18.53	18.42	18.37		17	0			
15	QPSK	1	74	18.73	18.71	18.83						
15	QPSK	36	0	18.55	18.50	18.59						
15	QPSK	36	20	18.58	18.47	18.58						



Reduced Power Mode for P-Sensor On

Band 66										
BW (MHz)	Modulation	RB Size	RB Offset	Power Low Ch. Freq.	Power Mode Ch. Freq.	Power High Ch. Freq.	Tune-up limit (dBm)	MPR (dB)		
Channel				130075	130122	130172				
Frequency (MHz)				1720	1745	1770				
20	QPSK	1	0	17.23	17.28	17.22	18	0		
20	QPSK	1	49	17.29	17.24	17.32				
20	QPSK	1	99	17.33	17.46	17.35				
20	QPSK	50	0	17.19	17.29	17.34				
20	QPSK	50	24	17.20	17.29	17.42				
20	QPSK	50	50	17.26	17.30	17.45	18	0		
20	QPSK	100	0	17.17	17.30	17.41				
20	16QAM	1	0	17.40	17.86	17.86				
20	16QAM	1	49	17.48	17.60	17.61				
20	16QAM	1	99	17.59	17.67	17.65				
20	16QAM	50	0	17.20	17.27	17.44	18	0		
20	16QAM	50	24	17.32	17.34	17.47				
20	16QAM	50	50	17.30	17.29	17.45				
20	16QAM	100	0	17.36	17.26	17.41				
20	16QAM	1	0	17.61	17.48	17.51				
20	64QAM	1	49	17.67	17.34	17.51	18	0		
20	64QAM	1	99	17.51	17.58	17.55				
20	64QAM	50	0	17.27	17.21	17.40				
20	64QAM	50	24	17.28	17.31	17.46				
20	64QAM	50	50	17.25	17.27	17.44				
20	64QAM	100	0	17.32	17.26	17.40	Channel			
Frequency (MHz)				130047	130122	130097				
Frequency (MHz)				1717.5	1745	1772.5				
15	QPSK	1	0	17.32	17.22	17.32	18	0		
15	QPSK	1	37	17.26	17.10	17.20				
15	QPSK	1	74	17.31	17.37	17.32				
15	QPSK	36	0	17.29	17.24	17.24				
15	QPSK	36	20	17.14	17.12	17.24				
15	QPSK	36	39	17.10	17.10	17.12	18	0		
15	QPSK	75	0	17.17	17.08	17.27				
15	16QAM	1	0	17.57	17.54	17.55				
15	16QAM	1	37	17.56	17.58	17.58				
15	16QAM	1	74	17.57	17.58	17.64				
15	16QAM	36	0	17.29	17.22	17.30	18	0		
15	16QAM	36	20	17.17	17.10	17.31				
15	16QAM	36	39	17.09	17.07	16.85				
15	16QAM	75	0	17.16	17.15	17.30				
15	64QAM	1	0	17.56	17.55	17.52				
15	64QAM	1	37	17.25	17.38	17.15	18	0		
15	64QAM	1	74	17.53	17.43	17.53				
15	64QAM	36	0	17.29	17.21	16.97				
15	64QAM	36	20	17.14	17.10	16.96				
15	64QAM	36	39	17.15	17.07	16.96				
15	64QAM	75	0	17.20	17.14	17.04	Channel			
Frequency (MHz)				130022	130122	130022				
Frequency (MHz)				1715	1745	1775				
10	QPSK	1	0	17.20	17.33	17.28	18	0		
10	QPSK	1	25	17.47	17.34	17.17				
10	QPSK	1	49	17.58	17.37	17.45				
10	QPSK	25	0	17.12	17.27	17.45				
10	QPSK	25	12	17.23	17.22	17.41				
10	QPSK	25	25	17.17	17.15	17.67	18	0		
10	QPSK	50	0	17.11	17.23	17.58				
10	16QAM	1	0	17.62	16.96	17.13				
10	16QAM	1	25	17.28	17.34	17.21				
10	16QAM	1	49	17.41	17.35	17.45				
10	16QAM	25	0	17.29	17.28	17.43	18	0		
10	16QAM	25	12	17.12	17.33	17.42				
10	16QAM	25	25	17.04	17.22	17.46				
10	16QAM	50	0	17.11	17.29	17.37				
10	64QAM	1	0	17.20	17.05	17.05				
10	64QAM	1	25	17.07	17.33	17.29	18	0		
10	64QAM	1	49	17.43	17.41	17.41				
10	64QAM	25	0	17.37	17.30	17.36				
10	64QAM	25	12	17.16	17.21	17.52				
10	64QAM	25	25	17.30	17.21	17.52				
10	64QAM	50	0	17.39	17.24	17.30	Channel			
Frequency (MHz)				131957	132022	132047				
Frequency (MHz)				1712.5	1745	1777.5				
5	QPSK	1	0	17.27	17.33	17.06	18	0		
5	QPSK	1	12	17.11	17.09	17.00				
5	QPSK	1	24	17.10	17.49	17.41				
5	QPSK	12	0	17.25	17.35	17.39				
5	QPSK	12	7	17.20	17.18	17.17				
5	QPSK	12	13	17.16	17.10	17.16	18	0		
5	QPSK	25	0	17.20	17.19	17.37				
5	16QAM	1	0	17.42	17.42	17.48				
5	16QAM	1	12	17.28	17.36	17.08				
5	16QAM	1	24	17.27	17.41	17.24				
5	16QAM	12	0	17.40	17.37	17.29	18	0		
5	16QAM	12	7	17.34	17.21	17.13				
5	16QAM	12	13	17.36	17.22	17.13				
5	16QAM	25	0	17.34	17.22	17.63				
5	64QAM	1	0	17.26	17.49	17.47				
5	64QAM	1	12	17.20	17.25	17.13	18	0		
5	64QAM	1	24	17.32	17.31	17.34				
5	64QAM	12	0	17.45	17.37	17.21				
5	64QAM	12	7	17.16	17.21	17.64				
5	64QAM	12	13	17.15	17.15	17.11				
5	64QAM	25	0	17.36	17.24	17.09	Channel			
Frequency (MHz)				131957	132022	132047				
Frequency (MHz)				1711.5	1745	1778.5				
3	QPSK	1	0	17.68	17.10	17.18	18	0		
3	QPSK	1	8	17.06	17.08	17.05				
3	QPSK	1	14	17.21	17.33	17.47				
3	QPSK	8	0	17.11	17.16	17.49				
3	QPSK	8	4	17.06	17.13	17.42				
3	QPSK	8	7	17.06	17.03	17.38	18	0		
3	QPSK	15	0	17.10	17.11	17.53				
3	16QAM	1	0	17.26	17.43	17.59				
3	16QAM	1	8	17.25	17.34	17.43				
3	16QAM	1	14	17.20	17.33	17.67				
3	16QAM	8	0	17.30	17.25	17.41	18	0		
3	16QAM	8	4	17.32	17.22	17.39				
3	16QAM	8	7	17.28	17.19	17.42				
3	16QAM	15	0	17.26	17.14	17.33				
3	64QAM	1	0	17.10	17.31	17.50				
3	64QAM	1	8	17.08	17.24	17.39	18	0		
3	64QAM	1	14	17.33	17.24	17.46				
3	64QAM	8	0	17.33	17.19	17.37				
3	64QAM	8	4	17.36	17.12	17.33				
3	64QAM	8	7	17.32	17.07	17.38				
3	64QAM	15	0	17.29	17.15	17.29	Channel			
Frequency (MHz)				131979	132022	132045				
Frequency (MHz)				1710.7	1745	1779.3				
1.4	QPSK	1	0	17.63	17.11	17.16	18	0		
1.4	QPSK	1	3	17.03	17.21	17.23				
1.4	QPSK	1	5	17.26	17.32	17.52				
1.4	QPSK	3	0	17.04	16.87	17.26				
1.4	QPSK	3	1	17.07	16.89	17.29				
1.4	QPSK	3	3	16.96	16.99	17.19	18	0		
1.4	QPSK	6	0	17.03	17.00	17.22				
1.4	16QAM	1	0	17.26	17.43	17.67				
1.4	16QAM	1	3	17.33	17.24	17.46				
1.4	16QAM	1	5	17.22	17.14	17.47				
1.4	16QAM	3	0	17.14	17.11	17.32	18	0		
1.4	16QAM	3	1	17.22	17.15	17.32				
1.4	16QAM	3	3	17.16	17.08	17.24				
1.4	16QAM	6	0	17.10	17.06	17.29				
1.4	64QAM	1	0	17.20	17.26	17.39				
1.4	64QAM	1	3	17.12	17.21	17.39	18	0		
1.4	64QAM	1	5	17.13	17.10	17.32				
1.4	64QAM	3	0	17.12	17.12	17.30				
1.4	64QAM	3	1	17.16	17.17	17.30				
1.4	64QAM	3	3	17.12	17.11	17.38				
1.4	64QAM	6	0	17.04	17.08	17.24				



Reduced Power Mode for P-Sensor On

Table with columns: BW (MHz), Modulation, RB Size, RB Offset, Power Low Ch./Freq., Power High Ch./Freq., Power High Ch./Freq., Power High Ch./Freq., Turn-up time (dBm), MPR (dB). Includes sub-headers for Band 2 (BWP on channel required) and Channel Frequency (MHz).

Table with columns: BW (MHz), Modulation, RB Size, RB Offset, Power Low Ch./Freq., Power High Ch./Freq., Power High Ch./Freq., Power High Ch./Freq., Turn-up time (dBm), MPR (dB). Includes sub-headers for Band 41 (2.6G Band) and Channel Frequency (MHz).

Table with columns: BW (MHz), Modulation, RB Size, RB Offset, Power Low Ch./Freq., Power High Ch./Freq., Power High Ch./Freq., Power High Ch./Freq., Turn-up time (dBm), MPR (dB). Includes sub-headers for Band 41 (2.6G Band) MPEU (Limit 27) and Channel Frequency (MHz).

Reduced Power Mode for Hotspot On

GSM850	Burst Average Power (dBm)			Tune-up Limit (dBm)	Frame-Average Power (dBm)			Tune-up Limit (dBm)	
	Tx Channel	128	189		251	128	189		251
	Frequency (MHz)	824.2	836.4		848.6	824.2	836.4		848.6
GSM 1 Tx slot	32.14	32.17	32.25	33.00	23.14	23.17	23.25	24.00	
GPRS 1 Tx slot	32.13	32.16	32.24	33.00	23.13	23.16	23.24	24.00	
GPRS 2 Tx slot	28.75	28.82	28.86	30.00	22.75	22.82	22.86	24.00	
GPRS 3 Tx slot	27.01	26.96	27.12	28.00	22.75	22.73	22.86	23.74	
GPRS 4 Tx slot	25.40	25.41	25.57	26.50	22.40	22.41	22.57	23.50	
EDGE 1 Tx slot	25.93	26.03	26.08	27.00	18.93	17.03	17.08	18.00	
EDGE 2 Tx slot	25.83	25.91	25.92	26.50	18.83	18.91	18.92	20.50	
EDGE 3 Tx slot	24.16	24.23	24.26	25.00	19.90	19.97	20.00	20.74	
EDGE 4 Tx slot	23.12	23.32	23.32	24.00	20.12	20.32	20.32	21.00	

GSM1900	Burst Average Power (dBm)			Tune-up Limit (dBm)	Frame-Average Power (dBm)			Tune-up Limit (dBm)	
	Tx Channel	512	661		810	512	661		810
	Frequency (MHz)	1850.2	1880		1909.8	1850.2	1880		1909.8
GSM 1 Tx slot	24.93	24.77	24.83	25.50	15.93	15.77	15.83	16.50	
GPRS 1 Tx slot	24.92	24.76	24.92	25.50	15.92	15.76	15.92	16.50	
GPRS 2 Tx slot	21.70	21.56	21.85	22.50	15.70	15.56	15.85	16.50	
GPRS 3 Tx slot	19.92	19.83	20.10	20.50	15.66	15.57	15.84	16.24	
GPRS 4 Tx slot	18.64	18.28	18.54	19.00	15.64	15.28	15.54	16.00	
EDGE 1 Tx slot	20.85	20.93	20.94	21.50	11.85	11.93	11.94	12.50	
EDGE 2 Tx slot	20.79	20.81	20.92	21.50	14.79	14.81	14.92	15.50	
EDGE 3 Tx slot	18.95	18.84	19.01	19.50	14.69	14.58	14.75	15.24	
EDGE 4 Tx slot	17.74	17.62	17.92	18.50	14.74	14.62	14.92	15.50	

Band	Tx Channel	WCDMA S			Tune-up Limit (dBm)	WCDMA IV			Tune-up Limit (dBm)	WCDMA V			Tune-up Limit (dBm)	
		Rx Channel	9262	9400		9538	1312	1413		1513	4132	4182		4233
		Frequency (MHz)	1852.4	1880		1907.6	1537	1638		1738	4357	4407		4458
3GPP Rel 99	AMR 12.2Kbps	12.79	12.75	12.52	14.50	14.46	14.41	14.46	15.50	21.95	22.00	22.07	23.00	
3GPP Rel 99	RMC 12.2Kbps	12.80	12.76	12.83	14.50	14.47	14.42	14.48	15.50	21.97	22.02	22.08	23.00	
3GPP Rel 6	HSDPA Subtest-1	11.79	11.70	11.58	13.50	13.43	13.61	13.53	14.50	21.11	20.82	21.11	22.00	
3GPP Rel 6	HSDPA Subtest-2	11.81	11.69	11.62	13.50	13.42	13.61	13.53	14.50	21.08	20.76	21.06	22.00	
3GPP Rel 6	HSDPA Subtest-3	11.28	11.20	11.11	13.00	12.87	13.10	13.01	14.00	20.55	20.45	20.64	21.50	
3GPP Rel 6	HSDPA Subtest-4	11.27	11.22	11.11	13.00	12.91	13.11	13.02	14.00	20.51	20.47	20.61	21.50	
3GPP Rel 8	DC-HSDPA Subtest-1	11.68	11.55	11.50	13.50	13.38	13.33	13.70	14.50	21.01	20.97	20.73	22.00	
3GPP Rel 8	DC-HSDPA Subtest-2	11.79	11.68	11.60	13.50	13.21	13.69	13.71	14.50	21.05	20.91	20.79	22.00	
3GPP Rel 8	DC-HSDPA Subtest-3	11.27	11.25	11.08	13.00	12.82	13.14	13.30	14.00	20.51	20.47	20.39	21.50	
3GPP Rel 8	DC-HSDPA Subtest-4	11.34	11.02	11.09	13.00	12.85	12.80	12.94	14.00	20.50	20.47	20.39	21.50	
3GPP Rel 6	HSPA Subtest-1	11.76	11.72	11.57	13.50	13.59	13.80	13.68	14.50	21.02	20.92	21.01	22.00	
3GPP Rel 6	HSPA Subtest-2	9.81	9.74	9.75	11.50	11.61	11.81	11.65	12.50	19.02	19.03	19.08	20.00	
3GPP Rel 6	HSPA Subtest-3	10.87	10.75	10.73	12.50	12.48	12.71	12.50	13.50	20.01	20.03	20.07	21.00	
3GPP Rel 6	HSPA Subtest-4	9.82	9.58	9.65	11.50	11.52	11.78	11.57	12.50	18.96	19.03	19.05	20.00	
3GPP Rel 6	HSPA Subtest-5	11.90	11.57	11.76	13.50	13.62	13.84	13.69	14.50	21.07	21.01	21.13	22.00	

Band	Tx Channel	CDMA BC1			Tune-up Limit (dBm)	
		Rx Channel	25	600		1175
		Frequency (MHz)	1651.25	1880		1908.75
RC1 SOSS		15.89	15.79	15.66	16.00	
RC3 SOSS		15.97	15.72	15.76	16.00	
RC3 SO32 (F+SCH)		15.95	15.71	15.72	16.00	
RC3 SO32 (S+SCH)		15.68	15.91	15.73	16.00	
RTAP 153.6Kbps		15.75	15.93	15.77	16.00	
RTAP 4096Bps		15.68	15.91	15.78	16.00	



Reduced Power Mode for Hotspot On

Table with columns: BW (MHz), Modulation, RB Size, RB Offset, Power Low Ch. (Freq.), Power Middle Ch. (Freq.), Power High Ch. (Freq.), Tune-up limit (dBm), MPR (dB). Includes sub-headers for Band 2 (190MHz Band) Part 24E and Band 4 (4GWS Band) Part 21 (only on channel required).

Table with columns: BW (MHz), Modulation, RB Size, RB Offset, Power Low Ch. (Freq.), Power Middle Ch. (Freq.), Power High Ch. (Freq.), Tune-up limit (dBm), MPR (dB). Includes sub-headers for Band 4 (4GWS Band) Part 21 (only on channel required) and Band 5 (Cellular Band).

Table with columns: BW (MHz), Modulation, RB Size, RB Offset, Power Low Ch. (Freq.), Power Middle Ch. (Freq.), Power High Ch. (Freq.), Tune-up limit (dBm), MPR (dB). Includes sub-headers for Band 5 (Cellular Band).



Band 7 (200MHz Band)									
BW (MHz)	Modulation	RB Size	RB Offset	Power Low Ch. / Freq.	Power Middle Ch. / Freq.	Power High Ch. / Freq.	Tune-up limit (dBm)	MPR (dB)	
Channel				2050	2100	2150	Tune-up limit (dBm)	MPR (dB)	
Frequency (MHz)				2535	2585	2635			
20	QPSK	1	0	19.62	19.52	19.56	20	0	
20	QPSK	1	48	19.63	19.48	19.72			
20	QPSK	1	99	19.72	19.35	19.83			
20	QPSK	50	0	19.42	19.87	19.78	20	0	
20	QPSK	50	24	19.44	19.60	19.65			
20	QPSK	50	50	19.51	19.55	19.55			
20	QPSK	100	0	19.41	19.78	19.59	20	0	
20	16QAM	1	0	19.57	19.71	19.77			
20	16QAM	1	48	19.66	19.78	19.79			
20	16QAM	1	99	19.66	19.75	19.78	20	0	
20	16QAM	50	0	19.45	19.60	19.53			
20	16QAM	50	24	19.45	19.60	19.66			
20	16QAM	50	50	19.52	19.57	19.58	20	0	
20	16QAM	100	0	19.44	19.67	19.61			
20	64QAM	1	0	19.50	19.65	19.70			
20	64QAM	1	48	19.50	19.80	19.79	20	0	
20	64QAM	1	99	19.58	19.70	19.65			
20	64QAM	50	0	19.44	19.58	19.52			
20	64QAM	50	24	19.42	19.59	19.64	20	0	
20	64QAM	50	50	19.51	19.56	19.56			
20	64QAM	100	0	19.43	19.56	19.61			
Channel				20625	21100	21375	Tune-up limit (dBm)	MPR (dB)	
Frequency (MHz)				2507.5	2535	2562.5			
15	QPSK	1	0	19.50	19.80	19.55	20	0	
15	QPSK	1	37	19.70	19.78	19.80			
15	QPSK	1	74	19.73	19.76	19.78			
15	QPSK	36	0	19.42	19.61	19.64	20	0	
15	QPSK	36	20	19.53	19.62	19.63			
15	QPSK	36	39	19.51	19.56	19.59			
15	QPSK	75	0	19.50	19.59	19.63	20	0	
15	16QAM	1	0	19.61	19.62	19.70			
15	16QAM	1	37	19.67	19.78	19.81			
15	16QAM	1	74	19.71	19.86	19.73	20	0	
15	16QAM	36	0	19.45	19.65	19.68			
15	16QAM	36	20	19.57	19.62	19.66			
15	16QAM	36	39	19.48	19.58	19.58	20	0	
15	16QAM	75	0	19.53	19.61	19.67			
15	64QAM	1	0	19.51	19.63	19.64			
15	64QAM	1	37	19.67	19.56	19.64	20	0	
15	64QAM	1	74	19.63	19.57	19.63			
15	64QAM	36	0	19.44	19.65	19.67			
15	64QAM	36	20	19.57	19.61	19.66	20	0	
15	64QAM	36	39	19.50	19.58	19.57			
15	64QAM	75	0	19.53	19.62	19.66			
Channel				20800	21100	21400	Tune-up limit (dBm)	MPR (dB)	
Frequency (MHz)				2505	2535	2565			
10	QPSK	1	0	19.43	19.45	19.47	20	0	
10	QPSK	1	25	19.52	19.75	19.75			
10	QPSK	1	50	19.74	19.86	19.81			
10	QPSK	25	0	19.49	19.64	19.66	20	0	
10	QPSK	25	12	19.38	19.59	19.63			
10	QPSK	25	25	19.41	19.59	19.64			
10	QPSK	50	0	19.41	19.60	19.62	20	0	
10	16QAM	1	0	19.77	19.72	19.69			
10	16QAM	1	25	19.60	19.76	19.84			
10	16QAM	1	50	19.80	19.88	19.88	20	0	
10	16QAM	25	0	19.48	19.60	19.69			
10	16QAM	25	12	19.42	19.63	19.67			
10	16QAM	25	25	19.44	19.59	19.64	20	0	
10	16QAM	50	0	19.44	19.62	19.66			
10	64QAM	1	0	19.69	19.62	19.66			
10	64QAM	1	25	19.50	19.74	19.74	20	0	
10	64QAM	1	50	19.73	19.81	19.86			
10	64QAM	25	0	19.49	19.59	19.67			
10	64QAM	25	12	19.41	19.63	19.66	20	0	
10	64QAM	25	25	19.45	19.60	19.63			
10	64QAM	50	0	19.41	19.63	19.65			
Channel				20775	21100	21425	Tune-up limit (dBm)	MPR (dB)	
Frequency (MHz)				2502.5	2535	2567.5			
5	QPSK	1	0	19.70	19.51	19.46	20	0	
5	QPSK	1	12	19.58	19.71	19.78			
5	QPSK	1	24	19.07	19.77	19.80			
5	QPSK	12	0	19.52	19.65	19.73	20	0	
5	QPSK	12	7	19.47	19.63	19.64			
5	QPSK	12	13	19.51	19.64	19.67			
5	QPSK	25	0	19.49	19.67	19.68	20	0	
5	16QAM	1	0	19.66	19.63	19.60			
5	16QAM	1	12	19.64	19.78	19.79			
5	16QAM	1	24	19.60	19.78	19.83	20	0	
5	16QAM	12	0	19.50	19.63	19.69			
5	16QAM	12	7	19.49	19.67	19.70			
5	16QAM	12	13	19.53	19.65	19.69	20	0	
5	16QAM	25	0	19.51	19.62	19.68			
5	64QAM	1	0	19.59	19.73	19.84			
5	64QAM	1	12	19.58	19.69	19.72	20	0	
5	64QAM	1	24	19.52	19.77	19.78			
5	64QAM	12	0	19.50	19.61	19.66			
5	64QAM	12	7	19.48	19.67	19.68	20	0	
5	64QAM	12	13	19.52	19.66	19.70			
5	64QAM	25	0	19.49	19.63	19.69			

Reduced Power Mode for Hotspot On									
Band 15 (300MHz Band)									
BW (MHz)	Modulation	RB Size	RB Offset	Power Low Ch. / Freq.	Power Middle Ch. / Freq.	Power High Ch. / Freq.	Tune-up limit (dBm)	MPR (dB)	
Channel				2305	2330	2355	Tune-up limit (dBm)	MPR (dB)	
Frequency (MHz)				762	762	764.5			
10	QPSK	1	0	23.20	23.19		23.5	0	
10	QPSK	1	25	23.19					
10	QPSK	1	49	23.19					
10	QPSK	25	0	22.55			23	0.5	
10	QPSK	25	12	22.57					
10	QPSK	25	25	22.52					
10	QPSK	50	0	22.82			23	0.5	
10	16QAM	1	0	22.87					
10	16QAM	1	25	22.69					
10	16QAM	1	49	22.83			22	1.5	
10	16QAM	25	0	21.49					
10	16QAM	25	12	21.53					
10	16QAM	25	25	21.42			23	0.5	
10	16QAM	50	0	21.50					
10	64QAM	1	0	22.76					
10	64QAM	1	25	22.64			21	2.5	
10	64QAM	1	49	22.77					
10	64QAM	25	0	21.62					
10	64QAM	25	12	19.56			21	2.5	
10	64QAM	25	25	19.51					
10	64QAM	50	0	19.47					
Channel				23205	23230	23255	Tune-up limit (dBm)	MPR (dB)	
Frequency (MHz)				779.5	782	784.5			
5	QPSK	1	0	22.64	22.69	22.61	23.5	0	
5	QPSK	1	12	22.99	22.98	22.94			
5	QPSK	1	24	23.01	23.03	22.93			
5	QPSK	12	0	22.42	22.43	22.45	23	0.5	
5	QPSK	12	7	22.47	22.47	22.45			
5	QPSK	12	13	22.40	22.44	22.34			
5	QPSK	25	0	22.48	22.49	22.57	23	0.5	
5	16QAM	1	0	22.82	22.87	22.81			
5	16QAM	1	12	22.69	22.64	22.58			
5	16QAM	1	24	22.98	22.87	22.73	22	1.5	
5	16QAM	12	0	21.48	21.49	21.51			
5	16QAM	12	7	21.54	21.54	21.56			
5	16QAM	12	13	21.49	21.51	21.43	23	0.5	
5	16QAM	25	0	21.46	21.48	21.50			
5	64QAM	1	0	22.57	22.63	22.57			
5	64QAM	1	12	22.53	22.59	22.63	21	2.5	
5	64QAM	1	24	22.69	22.59	22.51			
5	64QAM	12	0	19.44	19.48	19.50			
5	64QAM	12	7	19.55	19.53	19.54	21	2.5	
5	64QAM	12	13	19.47	19.51	19.42			
5	64QAM	25	0	19.49	19.54	19.58			

Band 26									
BW (MHz)	Modulation	RB Size	RB Offset	Power Low Ch. / Freq.	Power Middle Ch. / Freq.	Power High Ch. / Freq.	Tune-up limit (dBm)	MPR (dB)	
Channel				26765	26865	26965	Tune-up limit (dBm)	MPR (dB)	
Frequency (MHz)				821.5	831.5	841.5			
15	QPSK	1	0	22.18	22.14	22.16	23	0	
15	QPSK	1	37	22.05	22.04	22.10			
15	QPSK	1	74	22.24	22.04	22.45			
15	QPSK	36	0	22.44	22.47	22.42	23	0	
15	QPSK	36	20	22.18	22.24	22.23			
15	QPSK	36	39	22.01	22.12	22.12			
15	QPSK	75	0	22.20	22.31	22.31	23	0	
15	16QAM	1	0	22.37	22.34	22.44			
15	16QAM	1	37	22.08	22.19	22.07			
15	16QAM	1	74	22.52	22.47	22.36	22	1	
15	16QAM	36	0	21.42	21.43	21.49			
15	16QAM	36	20	21.15	21.23	21.24			
15	16QAM	36	39	21.03	21.13	21.06	22	1	
15	16QAM	75	0	21.26	21.23	21.30			
15	64QAM	1	0	21.44	21.40	21.49			
15	64QAM	1	37	21.14	21.40	21.22	21	2	
15	64QAM	1	74	21.64	21.62	21.46			
15	64QAM	36	0	19.62	19.66	19.66			
15	64QAM	36	20	19.35	19.48	19.44	21	2	
15	64QAM	36	39	19.24	19.27	19.34			
15	64QAM	75	0	19.48	19.44	19.48			
Channel				26740	26865	26990	Tune-up limit (dBm)	MPR (dB)	
Frequency (MHz)				819	831.5	844			
10	QPSK	1	0	22.06	22.18	22.33	23	0	
10	QPSK	1	25	22.23	22.15	22.26			
10	QPSK	1	49	22.31	22.48	22.45			
10	QPSK	25	0	22.22	22.28	22.36	23	0	
10	QPSK	25	12</						

Reduced Power Mode for HotSpot On

Band 28 (1920MHz Band) Part 24E										
BW (MHz)	Modulation	RB Size	RB Offset	Power Low Ch. (Freq)	Power Middle Ch. (Freq)	Power High Ch. (Freq)	Tune-up limit (dBm)	MPR (dB)		
Channel				25140	26340	26590				
Frequency (MHz)				1660	1660	1605				
20	QPSK	1	0	14.61	14.82	14.42	15	0		
20	QPSK	1	49	14.61	14.86	14.89				
20	QPSK	1	99	14.70	14.83	14.97				
20	QPSK	50	0	14.63	14.72	14.82	15	0		
20	QPSK	50	24	14.81	14.65	14.70				
20	QPSK	50	50	14.68	14.81	14.76				
20	QPSK	100	0	14.67	14.65	14.74	15	0		
20	16QAM	1	0	14.74	14.76	14.87				
20	16QAM	1	49	14.72	14.87	14.51				
20	16QAM	1	99	14.65	14.62	14.76	15	0		
20	16QAM	50	0	14.79	14.57	14.60				
20	16QAM	50	24	14.67	14.76	14.66				
20	16QAM	50	50	14.71	14.57	14.68	15	0		
20	16QAM	100	0	14.68	14.65	14.74				
20	16QAM	1	0	14.53	14.78	14.71				
20	64QAM	1	49	14.51	14.51	14.61	15	0		
20	64QAM	1	99	14.68	14.62	14.76				
20	64QAM	50	0	14.69	14.62	14.75				
20	64QAM	50	24	14.67	14.61	14.77	15	0		
20	64QAM	50	50	14.59	14.60	14.68				
20	64QAM	100	0	14.70	14.67	14.79				
Channel				26115	26340	26615				
Frequency (MHz)				1657.5	1660	1607.5				
15	QPSK	1	0	14.50	14.38	14.34	15	0		
15	QPSK	1	37	14.72	14.70	14.80				
15	QPSK	1	74	14.65	14.62	14.74				
15	QPSK	36	0	14.79	14.80	14.82	15	0		
15	QPSK	36	20	14.78	14.68	14.84				
15	QPSK	36	39	14.78	14.57	14.83				
15	QPSK	75	0	14.82	14.75	14.78	15	0		
15	16QAM	1	0	14.85	14.64	14.75				
15	16QAM	1	37	14.43	14.37	14.44				
15	16QAM	1	74	14.65	14.61	14.65	15	0		
15	16QAM	36	0	14.80	14.37	14.48				
15	16QAM	36	20	14.69	14.59	14.62				
15	16QAM	36	39	14.69	14.65	14.65	15	0		
15	16QAM	75	0	14.32	14.42	14.39				
15	64QAM	1	0	14.69	14.52	14.80				
15	64QAM	1	37	14.58	14.62	14.70	15	0		
15	64QAM	1	74	14.67	14.34	14.75				
15	64QAM	36	0	14.50	14.60	14.70				
15	64QAM	36	20	14.50	14.51	14.60	15	0		
15	64QAM	36	39	14.72	14.50	14.65				
15	64QAM	75	0	14.29	14.16	14.36				
Channel				26090	26340	26640				
Frequency (MHz)				1885	1880	1910				
10	QPSK	1	0	14.65	14.30	14.36	15	0		
10	QPSK	1	25	14.65	14.63	14.72				
10	QPSK	1	49	14.75	14.68	14.72				
10	QPSK	25	0	14.67	14.44	14.63	15	0		
10	QPSK	25	12	14.65	14.40	14.61				
10	QPSK	25	25	14.60	14.40	14.58				
10	QPSK	50	0	14.54	14.35	14.51	15	0		
10	16QAM	1	0	14.65	14.77	14.75				
10	16QAM	1	25	14.75	14.42	14.45				
10	16QAM	1	49	14.52	14.47	14.62	15	0		
10	16QAM	25	0	14.43	14.21	14.23				
10	16QAM	25	12	14.31	14.21	14.21				
10	16QAM	25	25	14.30	14.17	14.25	15	0		
10	16QAM	50	0	14.28	14.18	14.35				
10	64QAM	1	0	14.40	14.61	14.50				
10	64QAM	1	25	14.76	14.35	14.50	15	0		
10	64QAM	1	49	14.46	14.37	14.29				
10	64QAM	25	0	14.71	14.53	14.48				
10	64QAM	25	12	14.64	14.50	14.49	15	0		
10	64QAM	25	25	14.57	14.56	14.43				
10	64QAM	50	0	14.55	14.39	14.49				
Channel				26065	26340	26665				
Frequency (MHz)				1882.5	1880	1912.5				
5	QPSK	1	0	14.49	14.26	14.27	15	0		
5	QPSK	1	12	14.65	14.17	14.55				
5	QPSK	1	24	14.50	14.18	14.50				
5	QPSK	12	0	14.61	14.40	14.65	15	0		
5	QPSK	12	7	14.66	14.33	14.63				
5	QPSK	12	13	14.55	14.34	14.59				
5	QPSK	25	0	14.58	14.45	14.65	15	0		
5	16QAM	1	0	14.70	14.68	14.60				
5	16QAM	1	12	14.60	14.52	14.23				
5	16QAM	1	24	14.40	14.30	14.28	15	0		
5	16QAM	12	0	14.79	14.54	14.76				
5	16QAM	12	7	14.81	14.54	14.84				
5	16QAM	12	13	14.83	14.53	14.77	15	0		
5	16QAM	25	0	14.56	14.33	14.64				
5	64QAM	1	0	14.52	14.37	14.73				
5	64QAM	1	12	14.43	14.41	14.54	15	0		
5	64QAM	1	24	14.40	14.68	14.82				
5	64QAM	12	0	14.81	14.54	14.74				
5	64QAM	12	7	14.79	14.46	14.58	15	0		
5	64QAM	12	13	14.85	14.39	14.62				
5	64QAM	25	0	14.70	14.41	14.69				
Channel				26055	26340	26675				
Frequency (MHz)				1891.5	1880	1913.5				
3	QPSK	1	0	14.69	14.66	14.70	15	0		
3	QPSK	1	8	14.68	14.63	14.56				
3	QPSK	1	14	14.63	14.77	14.75				
3	QPSK	8	0	14.61	14.33	14.56	15	0		
3	QPSK	8	4	14.57	14.33	14.60				
3	QPSK	8	7	14.46	14.34	14.61				
3	QPSK	15	0	14.66	14.38	14.58	15	0		
3	16QAM	1	0	14.62	14.51	14.62				
3	16QAM	1	8	14.61	14.51	14.70				
3	16QAM	1	14	14.79	14.33	14.69	15	0		
3	16QAM	8	0	14.82	14.48	14.50				
3	16QAM	8	4	14.83	14.47	14.69				
3	16QAM	8	7	14.66	14.54	14.68	15	0		
3	16QAM	15	0	14.60	14.31	14.61				
3	64QAM	1	0	14.24	14.67	14.77				
3	64QAM	1	8	14.67	14.61	14.59	15	0		
3	64QAM	1	14	14.61	14.74	14.59				
3	64QAM	8	0	14.50	14.40	14.48				
3	64QAM	8	4	14.86	14.41	14.68	15	0		
3	64QAM	8	7	14.44	14.28	14.48				
3	64QAM	15	0	14.71	14.44	14.47				
Channel				26047	26340	26683				
Frequency (MHz)				1890.7	1880	1913.7				
1.4	QPSK	1	0	14.30	14.47	14.37	15	0		
1.4	QPSK	1	3	14.39	14.63	14.70				
1.4	QPSK	1	5	14.67	14.74	14.74				
1.4	QPSK	3	0	14.41	14.28	14.44	15	0		
1.4	QPSK	3	1	14.58	14.33	14.46				
1.4	QPSK	3	3	14.45	14.25	14.35				
1.4	QPSK	6	0	14.51	14.28	14.41	15	0		
1.4	16QAM	1	0	14.31	14.40	14.16				
1.4	16QAM	1	3	14.65	14.52	14.60				
1.4	16QAM	1	5	14.66	14.18	14.35	15	0		
1.4	16QAM	3	0	14.75	14.29	14.75				
1.4	16QAM	3	1	14.79	14.56	14.75				
1.4	16QAM	3	3	14.72	14.48	14.57	15	0		
1.4	16QAM	6	0	14.48	14.23	14.52				
1.4	64QAM	1	0	14.81	14.62	14.66				
1.4	64QAM	1	3	14.60	14.59	14.40	15	0		
1.4	64QAM	1	5	14.79	14.80	14.57				
1.4	64QAM	3	0	14.70	14.82	14.77				
1.4	64QAM	3	1	14.70	14.77	14.69	15	0		
1.4	64QAM	3	3	14.57	14.41	14.47				
1.4	64QAM	6	0	14.50	14					



Reduced Power Mode for Hotspot On

Table with columns: BW [MHz], Modulation, RB Size, RB Offset, Power Low Mod Ch / Freq, Power High Mod Ch / Freq, Power High Mod Ch / Freq, Turn-up time (dBm), MPR (dB). Includes sub-headers for Band 20 and Band 41 (2.6G Band).

Table with columns: BW [MHz], Modulation, RB Size, RB Offset, Power Low Mod Ch / Freq, Power High Mod Ch / Freq, Power High Mod Ch / Freq, Turn-up time (dBm), MPR (dB). Includes sub-headers for Band 41 (2.6G Band) and Band 41 (2.6G Band) (MPEL Limit 27).

Table with columns: BW [MHz], Modulation, RB Size, RB Offset, Power Low Mod Ch / Freq, Power High Mod Ch / Freq, Power High Mod Ch / Freq, Turn-up time (dBm), MPR (dB). Includes sub-headers for Band 41 (2.6G Band) (MPEL Limit 27).



Reduced Power Mode for Handheld On

Band		WCDMA R			Tune-up Limit (dBm)	WCDMA IV			Tune-up Limit (dBm)
Tx Channel		9282	9400	9638		1312	1413	1513	
Rx Channel		9682	9800	9938	1537	1638	1738		
Frequency (MHz)		1852.4	1880	1907.6	1712.4	1732.6	1752.6		
3GPP Rel 99	AMR 12.2Kbps	20.36	20.30	20.06	20.50	20.43	20.46	21.00	
3GPP Rel 99	RMC 12.2Kbps	20.35	20.31	20.37	20.50	20.45	20.47	21.00	
3GPP Rel 6	HSDPA Subtest-1	19.39	19.34	19.02	19.50	19.58	19.50	19.44	
3GPP Rel 6	HSDPA Subtest-2	19.39	19.34	19.02	19.50	19.58	19.52	19.40	
3GPP Rel 6	HSDPA Subtest-3	18.92	18.84	18.53	19.00	19.06	19.00	18.91	
3GPP Rel 6	HSDPA Subtest-4	18.86	18.85	18.53	19.00	19.07	18.99	18.84	
3GPP Rel 6	DC-HSDPA Subtest-1	19.44	19.39	19.18	19.50	19.34	19.47	19.28	
3GPP Rel 6	DC-HSDPA Subtest-2	19.45	19.40	19.20	19.50	19.53	19.41	19.49	
3GPP Rel 6	DC-HSDPA Subtest-3	18.97	18.92	18.66	19.00	19.06	19.00	18.98	
3GPP Rel 6	DC-HSDPA Subtest-4	18.90	18.91	18.69	19.00	19.06	19.06	18.90	
3GPP Rel 6	HSUPA Subtest-1	19.40	19.34	19.02	19.50	19.49	19.67	19.50	
3GPP Rel 6	HSUPA Subtest-2	17.39	17.34	17.01	17.50	17.45	17.70	17.55	
3GPP Rel 6	HSUPA Subtest-3	16.42	16.32	16.02	16.50	16.58	16.69	16.60	
3GPP Rel 6	HSUPA Subtest-4	17.40	17.37	17.05	17.50	17.45	17.60	17.55	
3GPP Rel 6	HSUPA Subtest-5	19.40	19.30	19.00	19.50	19.70	19.60	19.30	

Band		CDMA BC1			Tune-up Limit (dBm)
Tx Channel		75	99	1175	
Frequency (MHz)		1851.25	1880	1908.75	
RC1 SO55		21.58	21.38	21.25	22.00
RC3 SO55		21.60	21.36	21.26	22.00
RC3 SO32 (F+SCH)		21.58	21.35	21.28	22.00
RC3 SO32 (R+SCH)		21.61	21.42	21.31	22.00
RTAP 153.6Kbps		21.67	21.38	21.43	22.00
RTAP 492Kbps		21.63	21.39	21.29	22.00



Band 2 (1900MHz Band) Part 24E										
BW (MHz)	Modulation	RB Size	RB Offset	Power Low Ch./Freq.	Power Middle Ch./Freq.	Power High Ch./Freq.	Time-up limit (dBm)	MPR (dB)		
Channel Frequency (MHz)										
20	QPSK	1	0	20.75	20.62	20.59	21.5	0		
20	QPSK	1	49	20.90	20.70	20.83				
20	QPSK	1	99	20.89	20.70	20.72				
20	QPSK	50	0	20.75	20.68	20.58	21.5	0		
20	QPSK	50	24	20.79	20.84	20.88				
20	QPSK	50	50	20.77	20.84	20.86				
20	QPSK	100	0	21.17	21.22	21.11	21.5	0		
20	16QAM	1	0	21.01	20.90	20.84				
20	16QAM	1	49	21.13	20.98	20.98				
20	16QAM	1	99	20.88	20.73	20.66	21.5	0		
20	16QAM	50	0	20.74	20.74	20.92				
20	16QAM	50	24	20.74	20.65	20.68				
20	16QAM	100	0	21.06	21.08	20.97	21.5	0		
20	64QAM	1	0	20.92	20.65	20.68				
20	64QAM	1	49	20.99	20.88	20.92				
20	64QAM	1	99	20.99	20.88	20.92	21	0.5		
20	64QAM	50	0	19.88	19.71	19.67				
20	64QAM	50	24	19.75	19.66	19.56				
20	64QAM	50	50	19.77	19.70	19.87	21	0.5		
20	64QAM	100	0	19.77	19.70	19.87				
20	64QAM	100	0	19.77	19.70	19.87				
Channel Frequency (MHz)										
15	QPSK	1	0	20.96	21.00	20.97	21.5	0		
15	QPSK	1	37	20.67	20.64	20.53				
15	QPSK	1	74	21.00	20.82	20.86				
15	QPSK	36	0	20.96	20.71	20.61	21.5	0		
15	QPSK	36	20	20.97	20.67	20.65				
15	QPSK	36	39	20.76	20.61	20.66				
15	QPSK	75	0	20.75	20.71	20.66	21.5	0		
15	16QAM	1	0	21.28	21.22	21.13				
15	16QAM	1	37	20.87	20.85	20.87				
15	16QAM	1	74	21.32	21.12	21.18	21.5	0		
15	16QAM	36	0	20.87	20.73	20.61				
15	16QAM	36	20	20.87	20.67	20.66				
15	16QAM	36	39	20.77	20.63	20.65	21.5	0		
15	16QAM	75	0	20.77	20.76	20.64				
15	64QAM	1	0	21.16	21.06	21.00				
15	64QAM	1	37	20.86	20.80	20.83	21.5	0		
15	64QAM	1	74	21.20	21.02	21.02				
15	64QAM	36	0	20.84	20.70	20.69				
15	64QAM	36	20	20.87	20.67	20.66	21	0.5		
15	64QAM	36	39	20.79	20.61	20.65				
15	64QAM	75	0	20.77	20.76	20.64				
Channel Frequency (MHz)										
10	QPSK	1	0	21.08	20.94	20.90	21.5	0		
10	QPSK	1	25	20.68	20.62	20.80				
10	QPSK	1	49	20.92	20.76	20.85				
10	QPSK	25	0	20.88	20.78	20.75	21.5	0		
10	QPSK	25	12	20.87	20.73	20.72				
10	QPSK	25	25	20.72	20.67	20.71				
10	QPSK	50	0	20.84	20.70	20.73	21.5	0		
10	16QAM	1	0	21.24	21.15	21.16				
10	16QAM	1	25	21.01	20.88	20.91				
10	16QAM	1	49	21.19	21.01	21.13	21.5	0		
10	16QAM	25	0	20.83	20.69	20.68				
10	16QAM	25	12	20.82	20.69	20.69				
10	16QAM	25	25	20.71	20.58	20.84	21.5	0		
10	16QAM	50	0	20.85	20.75	20.67				
10	64QAM	1	0	21.00	21.02	20.90				
10	64QAM	1	25	20.87	20.76	20.55	21.5	0		
10	64QAM	1	49	21.01	20.94	20.85				
10	64QAM	25	0	20.81	20.77	20.50				
10	64QAM	25	12	20.82	20.70	20.65	21	0.5		
10	64QAM	25	25	20.76	20.66	20.32				
10	64QAM	50	0	20.82	20.68	20.37				
Channel Frequency (MHz)										
5	QPSK	1	0	20.60	20.59	20.53	21.5	0		
5	QPSK	1	12	20.60	20.50	20.49				
5	QPSK	1	24	20.64	20.45	20.49				
5	QPSK	12	0	20.61	20.56	20.68	21.5	0		
5	QPSK	12	7	20.73	20.62	20.63				
5	QPSK	12	13	20.67	20.38	20.57				
5	QPSK	25	0	20.73	20.62	20.84	21.5	0		
5	16QAM	1	0	21.04	20.92	20.88				
5	16QAM	1	12	20.85	20.76	20.75				
5	16QAM	1	24	20.87	20.71	20.76	21.5	0		
5	16QAM	12	0	20.79	20.73	20.71				
5	16QAM	12	7	20.75	20.68	20.66				
5	16QAM	12	13	20.76	20.63	20.63	21.5	0		
5	16QAM	25	0	20.73	20.61	20.61				
5	64QAM	1	0	20.93	20.80	20.79				
5	64QAM	1	12	20.80	20.67	20.68	21.5	0		
5	64QAM	1	24	20.86	20.59	20.69				
5	64QAM	12	0	20.76	20.66	20.65				
5	64QAM	12	7	20.78	20.66	20.63	21	0.5		
5	64QAM	12	13	20.73	20.60	20.64				
5	64QAM	25	0	20.77	20.67	20.64				
Channel Frequency (MHz)										
3	QPSK	1	0	20.58	20.45	20.38	21.5	0		
3	QPSK	1	8	20.71	20.68	20.49				
3	QPSK	1	14	20.60	20.53	20.47				
3	QPSK	8	0	20.75	20.60	20.64	21.5	0		
3	QPSK	8	4	20.75	20.79	20.63				
3	QPSK	8	7	20.71	20.69	20.56				
3	QPSK	15	0	20.72	20.67	20.59	21.5	0		
3	16QAM	1	0	20.92	20.90	20.84				
3	16QAM	1	8	20.91	20.84	20.76				
3	16QAM	1	14	20.85	20.85	20.73	21.5	0		
3	16QAM	8	0	20.79	20.72	20.69				
3	16QAM	8	4	20.84	20.68	20.67				
3	16QAM	8	7	20.83	20.66	20.70	21.5	0		
3	16QAM	15	0	20.81	20.61	20.61				
3	64QAM	1	0	20.84	20.68	20.74				
3	64QAM	1	8	20.88	20.69	20.72	21.5	0		
3	64QAM	1	14	20.78	20.57	20.65				
3	64QAM	8	0	20.82	20.60	20.65				
3	64QAM	8	4	20.84	20.62	20.84	21	0.5		
3	64QAM	8	7	20.84	20.63	20.58				
3	64QAM	15	0	20.77	20.59	20.59				
Channel Frequency (MHz)										
1.4	QPSK	1	0	20.31	20.40	20.40	21.5	0		
1.4	QPSK	1	3	20.58	20.51	20.39				
1.4	QPSK	1	5	20.62	20.62	20.40				
1.4	QPSK	3	0	20.49	20.43	20.48	21.5	0		
1.4	QPSK	3	1	20.57	20.47	20.52				
1.4	QPSK	3	3	20.49	20.42	20.46				
1.4	QPSK	6	0	20.61	20.54	20.53	21.5	0		
1.4	16QAM	1	0	20.84	20.66	20.70				
1.4	16QAM	1	3	20.84	20.74	20.77				
1.4	16QAM	1	5	20.85	20.69	20.69	21.5	0		
1.4	16QAM	3	0	20.60	20.54	20.51				
1.4	16QAM	3	1	20.67	20.62	20.61				
1.4	16QAM	3	3	20.60	20.49	20.53	21.5	0		
1.4	16QAM	6	0	20.61	20.55	20.59				
1.4	64QAM	1	0	20.69	20.66	20.63				
1.4	64QAM	1	3	20.76	20.66	20.68	21.5	0		
1.4	64QAM	1	5	20.70	20.61	20.53				
1.4	64QAM	3	0	20.63	20.53	20.52				
1.4	64QAM	3	1	20.70	20.56	20.60	21	0.5		
1.4	64QAM	3	3	20.59	20.52	20.51				
1.4	64QAM	6	0	20.62	20.50	20.51				

Reduced Power Mode for Handheld On Part 27L (only on channel required)										
BW (MHz)	Modulation	RB Size	RB Offset	Power Low Ch./Freq.	Power Middle Ch./Freq.	Power High Ch./Freq.	Time-up limit (dBm)	MPR (dB)		
Channel Frequency (MHz)										
20	QPSK	1	0	21.61	21.66	21.60	22	0		
20	QPSK	1	49	21.60	21.61	21.50				
20	QPSK	1	99	21.42	21.37	21.31				
20	QPSK	50	0	21.59	21.58	21.54	22	0		
20	QPSK	50	24	21.60	21.59	21.41				
20	QPSK	50	50	21.24	21.11	21.36				
20	QPSK	100	0	21.94	21.95	21.91	22	0		
20	16QAM	1	0	21.48	21.51	21.39				
20	16QAM	1	49	21.57	21.54	21.58				
20	16QAM	1	99	21.42	21.36	21.28	22	0		
20	16QAM	50	0	21.27	21.26	21.21				
20	16QAM	50	24	21.30	21.28	21.12				



Reduced Power Mode for Handheld On

Band 25 (1900MHz Band)										Band 66																			
Part 24E										Part 24E																			
BW (MHz)	Modulation	RB Size	RB Offset	Power Low Ch./Freq	Power Middle Ch./Freq	Power High Ch./Freq	Tune-up limit (dBm)	MPR (dB)		BW (MHz)	Modulation	RB Size	RB Offset	Power Low Ch./Freq	Power Middle Ch./Freq	Power High Ch./Freq	Tune-up limit (dBm)	MPR (dB)											
Channel										Channel																			
Frequency (MHz)										Frequency (MHz)																			
20	QPSK	1	0	21.12	21.01	21.16	21.5	0		20	QPSK	1	0	21.27	21.38	21.22	22	0											
20	QPSK	1	49	21.26	21.32	21.35			20	QPSK	1	49	21.26	21.35	21.35														
20	QPSK	1	99	21.00	21.02	21.04				20	QPSK	1	99	21.22	21.35	21.65													
20	QPSK	50	0	21.07	21.03	21.21				20	QPSK	50	0	21.25	21.18	21.23													
20	QPSK	50	24	20.94	20.98	21.04	21.5	0		20	QPSK	50	24	21.17	21.18	21.16	22	0											
20	QPSK	50	99	20.90	20.97	21.03			20	QPSK	50	99	21.16	21.22	21.29														
20	QPSK	100	0	20.84	21.09	21.11				20	QPSK	100	0	21.18	21.23	21.25													
20	16QAM	1	0	21.28	21.25	21.24	21.5	0		20	16QAM	1	0	21.43	21.63	21.44	22	0											
20	16QAM	1	49	21.24	21.06	21.04			20	16QAM	1	49	21.51	21.38	21.45														
20	16QAM	1	99	20.93	20.79	20.82				20	16QAM	1	99	21.83	21.53	21.62													
20	16QAM	50	0	21.06	20.83	20.84				20	16QAM	50	0	21.18	21.19	21.20													
20	16QAM	50	24	20.95	20.97	20.86	21.5	0		20	16QAM	50	24	21.20	21.22	21.20	22	0											
20	16QAM	50	99	20.93	20.91	20.92			20	16QAM	50	99	21.30	21.24	21.14														
20	16QAM	100	0	20.92	20.80	20.88				20	16QAM	100	0	21.22	21.20	21.11													
20	64QAM	1	0	21.25	21.12	21.11	21.5	0		20	64QAM	1	0	21.10	21.12	21.16	22	0											
20	64QAM	1	49	20.94	20.76	20.91			20	64QAM	1	49	21.13	21.22	21.27														
20	64QAM	1	99	20.87	20.84	20.88				20	64QAM	1	99	21.58	21.55	21.42													
20	64QAM	50	0	19.84	19.62	19.64				20	64QAM	50	0	19.77	19.67	19.75													
20	64QAM	50	24	19.73	19.59	19.60	21	0.5		20	64QAM	50	24	19.71	19.71	19.78	21	1											
20	64QAM	50	99	19.64	19.65	19.60			20	64QAM	50	99	19.65	19.71	19.66														
20	64QAM	100	0	19.72	19.60	19.69				20	64QAM	100	0	19.80	19.85	19.74													
Channel										Channel																			
Frequency (MHz)										Frequency (MHz)																			
15	QPSK	1	0	20.76	20.73	20.98	21.5	0		15	QPSK	1	0	21.03	21.30	21.31	22	0											
15	QPSK	1	37	21.20	21.03	21.21			15	QPSK	1	37	20.97	20.90	21.24														
15	QPSK	1	74	21.11	21.04	21.03				15	QPSK	1	74	20.89	20.94	21.17													
15	QPSK	36	0	21.02	20.89	20.94	21.5	0		15	QPSK	36	0	21.28	21.22	21.30	22	0											
15	QPSK	36	29	21.03	20.96	20.94			15	QPSK	36	29	21.21	21.17	21.17														
15	QPSK	36	39	21.04	20.90	20.94				15	QPSK	36	39	21.08	21.12	20.92													
15	QPSK	75	0	21.04	20.87	20.94	21.5	0		15	QPSK	75	0	21.19	21.17	21.15	22	0											
15	16QAM	1	0	21.33	21.25	21.20			15	16QAM	1	0	21.44	21.43	21.51														
15	16QAM	1	37	21.12	20.95	21.03				15	16QAM	1	37	21.36	21.13	21.31													
15	16QAM	1	74	21.23	21.13	21.07				15	16QAM	1	74	21.21	21.28	21.56													
15	16QAM	36	0	21.06	20.90	20.96	21.5	0		15	16QAM	36	0	21.27	21.23	21.28	22	0											
15	16QAM	36	29	21.04	20.90	20.95			15	16QAM	36	29	21.21	21.23	21.17														
15	16QAM	36	39	21.06	20.92	20.93				15	16QAM	36	39	21.20	21.16	21.06													
15	16QAM	75	0	21.05	20.93	20.99	21.5	0		15	16QAM	75	0	21.22	21.20	21.12	22	0											
15	64QAM	1	0	21.23	21.12	21.07			15	64QAM	1	0	20.99	21.41	21.30														
15	64QAM	1	37	21.19	21.00	21.03				15	64QAM	1	37	21.40	20.99	21.45													
15	64QAM	1	74	21.08	20.98	20.96				15	64QAM	1	74	20.98	21.44	21.40													
15	64QAM	36	0	19.84	19.71	19.76	21	0.5		15	64QAM	36	0	19.86	19.71	19.87	21	1											
15	64QAM	36	29	19.84	19.63	19.74			15	64QAM	36	29	19.79	19.70	19.77														
15	64QAM	36	39	19.85	19.71	19.71				15	64QAM	36	39	19.74	19.63	19.60													
15	64QAM	75	0	19.84	19.75	19.79				15	64QAM	75	0	19.72	19.81	19.78													
Channel										Channel																			
Frequency (MHz)										Frequency (MHz)																			
10	QPSK	1	0	20.86	20.73	21.08	21.5	0		10	QPSK	1	0	20.95	20.93	21.01	22	0											
10	QPSK	1	25	21.19	20.90	21.21			10	QPSK	1	25	21.04	20.99	21.18														
10	QPSK	1	49	21.06	21.21	21.15				10	QPSK	1	49	21.29	21.23	21.17													
10	QPSK	25	0	21.11	20.85	21.03	21.5	0		10	QPSK	25	0	21.17	21.10	21.17	22	0											
10	QPSK	25	12	21.07	20.79	20.99			10	QPSK	25	12	21.20	21.17	21.17														
10	QPSK	25	25	21.02	20.85	21.00				10	QPSK	25	25	21.34	21.18	21.13													
10	QPSK	50	0	21.07	20.82	20.98	21.5	0		10	QPSK	50	0	21.17	21.12	21.14	22	0											
10	16QAM	1	0	21.25	21.27	21.32			10	16QAM	1	0	20.94	20.98	21.02														
10	16QAM	1	25	21.28	20.98	21.17				10	16QAM	1	25	21.36	21.27	21.32													
10	16QAM	1	49	21.22	21.21	21.34				10	16QAM	1	49	21.22	21.23	21.24													
10	16QAM	25	0	21.10	20.87	20.98	21.5	0		10	16QAM	25	0	21.18	21.16	21.24	22	0											
10	16QAM	25	12	21.07	20.82	20.98			10	16QAM	25	12	21.22	21.22	21.24														
10	16QAM	25	25	21.03	20.85	21.00				10	16QAM	25	25	21.26	21.21	21.19													
10	16QAM	50	0	21.09	20.78	21.01	21.5	0		10	16QAM	50	0	21.25	21.17	21.18	22	0											
10	64QAM	1	0	21.28	21.17	21.18			10	64QAM	1	0	20.91	20.85	21.33														
10	64QAM	1	25	21.18	20.88	21.05				10	64QAM	1	25	21.23	20.95	21.30													
10	64QAM	1	49	21.32	21.17	21.27				10	64QAM	1	49	20.92	21.29	21.35													
10	64QAM	25	0	19.86	19.69	19.77	21	0.5		10	64QAM	25	0	19.82	19.66	19.81	21	1											
10	64QAM	25	12	19.87	19.63	19.76			10	64QAM	25	12	19.79	19.74	19.74														
10	64QAM	25	25	19.81	19.68	19.77				10	64QAM	25	25	19.94	19.75	19.76													
10	64QAM	50	0	19.87	19.60	19.73				10	64QAM	50	0	19.77	19.80	19.74													
Channel										Channel																			
Frequency (MHz)										Frequency (MHz)																			
5	QPSK	1	0	21.12	20.79	20.84	21.5	0		5	QPSK	1	0	21.43	20.95	21.19	22	0											
5	QPSK	1	12	21.03	20.74	21.10			5	QPSK	1	12	21.11	21.12	21.14														
5	QPSK	1	24	20.99	20.77	20.88				5	QPSK	1	24	20.97	21.11	21.09													
5	QPSK	12	0	21.13	20.80	20.96	21.5	0		5	QPSK	12	0	21.30	20.91	21.21	22	0											
5	QPSK	12	7	21.06	20.75	20.93			5	QPSK	12	7	21.20	21.11	21.16														
5	QPSK	12	13	21.06	20.71	20.91				5	QPSK	12	13	21.26	21.07	21.16													
5	QPSK	25	0	21.06	20.78	20.95	21.5	0		5	QPSK	25	0	21.30	21.08	21.19	22	0											
5	16QAM	1	0	21.32	21.21	21.30			5	16QAM	1	0	21.48	21.46	21.57														
5	16QAM	1	12	21.23	20.89	21.13				5	16QAM	1	12	21.48	21.41	21.50													
5	16QAM	1	24	21.22	21.10	21.17				5	16QAM	1	24	21.34	21.38	21.44													
5	16QAM	12	0	21.09	20.82	21.03																							

Full Power

CA_41C										
Combination 20MHz+20MHz (100RB+100RB)										
PCC Channel	SCC Channel	Modulation	PCC		SCC		Total RB Size	Target MPR Level (dB)	Measured Power (dBm)	Tune up Power (dBm)
			RB Size	RB offset	RB Size	RB offset				
39750	39948	QPSK	1	0	0	0	1	0	22.91	25
40185	40383	QPSK	1	0	0	0	1	0	22.98	25
40620	40818	QPSK	1	0	0	0	1	0	23.25	25
41055	41253	QPSK	1	0	0	0	1	0	23.01	25
41490	41292	QPSK	1	0	0	0	1	0	23.1	25

Reduced Power Mode for Sensor On

CA_41C										
Combination 20MHz+20MHz (100RB+100RB)										
PCC Channel	SCC Channel	Modulation	PCC		SCC		Total RB Size	Target MPR Level (dB)	Measured Power (dBm)	Tune up Power (dBm)
			RB Size	RB offset	RB Size	RB offset				
39750	39948	QPSK	1	0	0	0	1	0	18.23	19.5
40185	40383	QPSK	1	0	0	0	1	0	18.45	19.5
40620	40818	QPSK	1	0	0	0	1	0	18.89	19.5
41055	41253	QPSK	1	0	0	0	1	0	18.78	19.5
41490	41292	QPSK	1	0	0	0	1	0	18.34	19.5

Reduced Power Mode for Hotspot On

CA_41C										
Combination 20MHz+20MHz (100RB+100RB)										
PCC Channel	SCC Channel	Modulation	PCC		SCC		Total RB Size	Target MPR Level (dB)	Measured Power (dBm)	Tune up Power (dBm)
			RB Size	RB offset	RB Size	RB offset				
39750	39948	QPSK	1	0	0	0	1	0	18.15	18.5
40185	40383	QPSK	1	0	0	0	1	0	17.83	18.5
40620	40818	QPSK	1	0	0	0	1	0	18.34	18.5
41055	41253	QPSK	1	0	0	0	1	0	18.53	18.5
41490	41292	QPSK	1	0	0	0	1	0	18.00	18.5

Reduced Power Mode for Handheld On

CA_41C										
Combination 20MHz+20MHz (100RB+100RB)										
PCC Channel	SCC Channel	Modulation	PCC		SCC		Total RB Size	Target MPR Level (dB)	Measured Power (dBm)	Tune up Power (dBm)
			RB Size	RB offset	RB Size	RB offset				
39750	39948	QPSK	1	0	0	0	1	0	22.23	22.5
40185	40383	QPSK	1	0	0	0	1	0	22.18	22.5
40620	40818	QPSK	1	0	0	0	1	0	22.34	22.5
41055	41253	QPSK	1	0	0	0	1	0	22.43	22.5
41490	41292	QPSK	1	0	0	0	1	0	22.00	22.5

Full Power

Configure	CA List	PCC						SCC				Power				
		LTE	BW	UL	UL	Mod.	UL#	UL	LTE	BW	DL	DL	With CA Tx. Power (dBm)	Without CA Tx. Power (dBm)		
		Band	(MHz)	Freq (MHz)	Channel		RB	Offset	Band	(MHz)	Freq (MHz)	Channel				
Inter-Band	CA_2A-7A	Band 2	20M	1860	18700	QPSK	1	99	Band 7	20M	2655	3100	23.65	23.72		
		Band 7	20M	2535	21100	QPSK	1	99	Band 2	20M	1960	900	23.58	23.82		
	CA_5A-7A	Band 5	10M	844	20600	QPSK	1	25	Band 7	20M	2655	3100	23.41	23.63		
		Band 7	20M	2535	21100	QPSK	1	99	Band 5	10M	861.5	2525	23.62	23.82		
	CA_7A-12A	Band 7	20M	2535	21100	QPSK	1	99	Band 12	10M	737.5	5095	23.51	23.82		
		Band 12	10M	711	23130	QPSK	1	49	Band 7	20M	2655	3100	23.59	23.61		
	CA_25A-26A	Band 25	20M	1905	26590	QPSK	1	49	Band 26	15M	876.5	8865	23.80	23.87		
		Band 26	15M	831.5	26865	QPSK	1	74	Band 25	20M	1962.5	8365	23.65	23.84		
	CA_25A-41A	Band 25	20M	1905	26590	QPSK	1	49	Band 41	20M	2593	40620	23.45	23.87		
		Band 41	20M	2636.5	41055	QPSK	1	49	Band 25	20M	1962.5	8365	23.85	23.82		
	CA_26A-41A	Band 26	15M	831.5	26865	QPSK	1	74	Band 41	20M	2593	40620	23.81	23.84		
		Band 41	20M	2636.5	41055	QPSK	1	49	Band 26	15M	876.5	8865	23.75	23.82		
	Intra-Band	Contiguous	CA_2C	Band 2	20M	1860	18700	QPSK	1	99	Band 2	20M	1959.8	898	23.68	23.72
			CA_5B	Band 5	10M	844	20600	QPSK	1	25	Band 5	5M	861.8	2501	23.61	23.63
CA_7C			Band 7	20M	2535	21100	QPSK	1	99	Band 7	20M	2674.8	3298	23.65	23.82	
CA_12B			Band 12	5M	701.5	23035	QPSK	1	24	Band 12	10M	741.2	5107	23.42	23.43	
CA_38C			Band 38	20M	2610	38150	QPSK	1	99	Band 38	20M	2590.2	37952	23.76	23.90	
CA_41C			Band 41	20M	2636.5	41055	QPSK	1	49	Band 41	20M	2656.3	41253	23.65	23.82	
CA_66B			Band 66	15M	1772.5	132597	QPSK	1	74	Band 66	5M	2188.2	67218	23.63	23.75	
Non-Contiguous		CA_66C	Band 66	20M	1770	132572	QPSK	1	99	Band 66	20M	2170.2	67038	23.72	23.80	
		CA_2A-2A	Band 2	20M	1860	18700	QPSK	1	99	Band 2	5M	1987.5	1175	23.68	23.72	
		CA_4A-4A	Band 4	20M	1720	20050	QPSK	1	99	Band 4	5M	2152.5	2375	23.42	23.56	
		CA_7A-7A	Band 7	20M	2535	21100	QPSK	1	99	Band 7	5M	2687.5	3425	23.45	23.82	
		CA_25A-25A	Band 25	20M	1880	26340	QPSK	1	49	Band 25	5M	1962.5	8665	23.85	23.87	
		CA_41A-41A	Band 41	20M	2636.5	41055	QPSK	1	49	Band 41	5M	2498.5	39675	23.81	23.82	
		CA_66A-66A	Band 66	20M	1770	132572	QPSK	1	99	Band 66	5M	2112.5	66461	23.65	23.80	

Reduced Power Mode for Handheld On

Configure	CA List	PCC						SCC				Power			
		LTE	BW	UL	UL	Mod.	UL#	UL	LTE	BW	DL	DL	With CA	Without CA	
		Band	(MHz)	Freq (MHz)	Channel		RB	Offset	Band	(MHz)	Freq (MHz)	Channel	Tx. Power (dBm)	Tx. Power (dBm)	
Inter-Band	CA_2A-7A	Band 2	20M	1860	18700	64QAM	1	49	Band 7	20M	2655	3100	20.90	20.99	
		Band 7	20M	2535	21100	QPSK	1	99	Band 2	20M	1960	900	21.89	21.99	
	CA_5A-7A	Band 5	10M	844	20600	QPSK	1	25	Band 7	20M	2655	3100	23.41	23.63	
		Band 7	20M	2535	21100	QPSK	1	99	Band 5	10M	861.5	2525	21.88	21.99	
	CA_7A-12A	Band 7	20M	2535	21100	QPSK	1	99	Band 12	10M	737.5	5095	21.89	21.99	
		Band 12	10M	711	23130	QPSK	1	49	Band 7	20M	2655	3100	23.59	23.61	
	CA_25A-26A	Band 25	20M	1905	26590	QPSK	1	49	Band 26	15M	876.5	8865	21.25	21.35	
		Band 26	15M	831.5	26865	QPSK	1	74	Band 25	20M	1962.5	8365	23.65	23.84	
	CA_25A-41A	Band 25	20M	1905	26590	QPSK	1	49	Band 41	20M	2593	40620	21.08	21.35	
		Band 41	20M	2636.5	41055	QPSK	1	49	Band 25	20M	1962.5	8365	22.16	22.38	
	CA_26A-41A	Band 26	15M	831.5	26865	QPSK	1	74	Band 41	20M	2593	40620	23.81	23.84	
		Band 41	20M	2636.5	41055	QPSK	1	49	Band 26	15M	876.5	8865	22.25	22.38	
Intra-Band	Contiguous	CA_2C	Band 2	20M	1860	18700	64QAM	1	49	Band 2	20M	1959.8	898	20.62	20.99
		CA_5B	Band 5	10M	844	20600	QPSK	1	25	Band 5	5M	861.8	2501	23.61	23.63
		CA_7C	Band 7	20M	2535	21100	QPSK	1	99	Band 7	20M	2674.8	3298	21.85	21.99
		CA_12B	Band 12	5M	701.5	23035	QPSK	1	24	Band 12	10M	741.2	5107	23.42	23.43
		CA_38C	Band 38	20M	2985.1	37901	QPSK	1	0	Band 38	20M	2604.9	38099	22.31	22.35
		CA_41C	Band 41	20M	2636.5	41055	QPSK	1	49	Band 41	20M	2656.3	41253	22.35	22.38
	Non-Contiguous	CA_66B	Band 66	15M	1772.5	132597	16QAM	1	74	Band 66	5M	2188.2	67218	21.49	21.56
		CA_66C	Band 66	20M	1770	132572	QPSK	1	99	Band 66	20M	2170.2	67038	21.62	21.65
		CA_2A-2A	Band 2	20M	1860	18700	64QAM	1	49	Band 2	5M	1987.5	1175	20.85	20.99
		CA_4A-4A	Band 4	20M	1732.5	20175	QPSK	1	0	Band 4	5M	2152.5	2375	21.61	21.66
		CA_7A-7A	Band 7	20M	2535	21100	QPSK	1	99	Band 7	5M	2687.5	3425	21.98	21.99
		CA_25A-25A	Band 25	20M	1880	26340	QPSK	1	49	Band 25	5M	1962.5	8665	21.31	21.35
CA_41A-41A	Band 41	20M	2636.5	41055	QPSK	1	49	Band 41	5M	2498.5	39675	22.29	22.38		
	CA_66A-66A	Band 66	20M	1770	132572	QPSK	1	99	Band 66	5M	2112.5	66461	21.58	21.65	

Reduced Power Mode for Hotspot On

Configure	CA List	PCC						SCC				Power			
		LTE	BW	UL	UL	Mod.	UL#	UL	LTE	BW	DL	DL	With CA Tx. Power (dBm)	Without CA Tx. Power (dBm)	
		Band	(MHz)	Freq (MHz)	Channel		RB	Offset	Band	(MHz)	Freq (MHz)	Channel			
Inter-Band	CA_2A-7A	Band 2	20M	1900	19100	QPSK	1	99	Band 7	20M	2655	3100	14.65	14.65	
		Band 7	20M	2535	21100	QPSK	1	99	Band 2	20M	1960	900	19.61	19.95	
	CA_5A-7A	Band 5	10M	844	20600	QPSK	1	25	Band 7	20M	2655	3100	22.26	22.42	
		Band 7	20M	2535	21100	QPSK	1	99	Band 5	10M	861.5	2525	19.65	19.95	
	CA_7A-12A	Band 7	20M	2535	21100	QPSK	1	99	Band 12	10M	737.5	5095	19.91	19.95	
		Band 12	10M	711	23130	QPSK	1	49	Band 7	20M	2655	3100	23.58	23.61	
	CA_25A-26A	Band 25	20M	1905	26590	QPSK	1	49	Band 26	15M	876.5	8865	14.82	14.89	
		Band 26	15M	831.5	26865	QPSK	1	74	Band 25	20M	1962.5	8365	22.45	22.54	
	CA_25A-41A	Band 25	20M	1905	26590	QPSK	1	49	Band 41	20M	2593	40620	14.79	14.89	
		Band 41	20M	2636.5	41055	QPSK	1	49	Band 25	20M	1962.5	8365	19.28	19.34	
	CA_26A-41A	Band 26	15M	831.5	26865	QPSK	1	74	Band 41	20M	2593	40620	22.48	22.54	
		Band 41	20M	2636.5	41055	QPSK	1	49	Band 26	15M	876.5	8865	19.31	19.34	
Intra-Band	Contiguous	CA_2C	20M	1880	18900	QPSK	1	99	Band 2	20M	1979.8	1098	14.58	14.65	
		CA_5B	Band 5	10M	844	20600	QPSK	1	25	Band 5	5M	861.8	2501	22.16	22.42
		CA_7C	Band 7	20M	2535	21100	QPSK	1	99	Band 7	20M	2674.8	3298	19.76	19.95
		CA_12B	Band 12	5M	701.5	23035	QPSK	1	24	Band 12	10M	741.2	5107	23.42	23.43
		CA_38C	Band 38	20M	2580	37850	QPSK	1	99	Band 38	20M	2599.8	38048	18.88	18.91
		CA_41C	Band 41	20M	2636.5	41055	QPSK	1	49	Band 41	20M	2656.3	41253	19.31	19.34
	Non-Contiguous	CA_66B	Band 66	15M	1717.5	132047	64QAM	1	0	Band 66	5M	2121.8	66554	15.01	15.08
		CA_66C	Band 66	20M	1770	132572	QPSK	1	0	Band 66	20M	2170.2	67038	15.08	15.10
		CA_2A-2A	Band 2	20M	1880	18900	QPSK	1	99	Band 2	5M	1967.5	1175	14.55	14.65
		CA_4A-4A	Band 4	20M	1745	20300	QPSK	1	49	Band 4	5M	2112.5	1975	14.01	15.07
		CA_7A-7A	Band 7	20M	2535	21100	QPSK	1	99	Band 7	5M	2687.5	3425	19.65	19.95
		CA_25A-25A	Band 25	20M	1905	26590	QPSK	1	49	Band 25	5M	1932.5	8065	16.61	16.82
CA_41A-41A	Band 41	20M	2636.5	41055	QPSK	1	49	Band 41	5M	2498.5	39675	19.32	19.34		
CA_66A-66A	Band 66	20M	1770	132572	QPSK	1	99	Band 66	5M	2112.5	66461	15.09	15.10		

Reduced Power Mode for P-Sensor On

Configure	CA List	PCC						SCC				Power			
		LTE	BW	UL	UL	Mod.	UL#	UL	LTE	BW	DL	DL	With CA	Without CA	
		Band	(MHz)	Freq (MHz)	Channel		RB	Offset	Band	(MHz)	Freq (MHz)	Channel	Tx. Power (dBm)	Tx. Power (dBm)	
Inter-Band	CA_2A-7A	Band 2	20M	1860	18700	QPSK	1	99	Band 7	20M	2655	3100	16.68	16.73	
		Band 7	20M	2535	21100	QPSK	1	99	Band 2	20M	1960	900	19.61	19.95	
	CA_5A-7A	Band 5	10M	844	20600	QPSK	1	25	Band 7	20M	2655	3100	22.26	22.42	
		Band 7	20M	2535	21100	QPSK	1	99	Band 5	10M	861.5	2525	19.65	19.95	
	CA_7A-12A	Band 7	20M	2535	21100	QPSK	1	99	Band 12	10M	737.5	5095	19.91	19.95	
		Band 12	10M	711	23130	QPSK	1	49	Band 7	20M	2655	3100	23.58	23.61	
	CA_25A-26A	Band 25	20M	1905	26590	QPSK	1	49	Band 26	15M	876.5	8865	16.72	16.82	
		Band 26	15M	831.5	26865	QPSK	1	74	Band 25	20M	1962.5	8365	22.45	22.54	
	CA_25A-41A	Band 25	20M	1905	26590	QPSK	1	49	Band 41	20M	2593	40620	16.62	16.82	
		Band 41	20M	2636.5	41055	QPSK	1	49	Band 25	20M	1962.5	8365	19.28	19.34	
	CA_26A-41A	Band 26	15M	831.5	26865	QPSK	1	74	Band 41	20M	2593	40620	22.48	22.54	
		Band 41	20M	2636.5	41055	QPSK	1	49	Band 26	15M	876.5	8865	19.31	19.34	
Intra-Band	Contiguous	CA_2C	20M	1860	18700	QPSK	1	99	Band 2	20M	1959.8	898	16.70	16.73	
		CA_5B	10M	844	20600	QPSK	1	25	Band 5	5M	861.8	2501	22.16	22.42	
		CA_7C	20M	2535	21100	QPSK	1	99	Band 7	20M	2674.8	3298	19.76	19.95	
		CA_12B	12	5M	701.5	23035	QPSK	1	24	Band 12	10M	741.2	5107	23.42	23.43
		CA_38C	38	20M	2580	37850	QPSK	1	99	Band 38	20M	2599.8	38048	18.68	18.91
		CA_41C	41	20M	2636.5	41055	QPSK	1	49	Band 41	20M	2656.3	41253	19.31	19.34
	Non-Contiguous	CA_66B	66	15M	1772.5	132597	16QAM	1	74	Band 66	5M	2188.2	67218	17.58	17.64
		CA_66C	66	20M	1770	132572	QPSK	1	99	Band 66	20M	2170.2	67038	17.62	17.70
		CA_2A-2A	2	20M	1860	18700	QPSK	1	99	Band 2	5M	1987.5	1175	16.72	16.73
		CA_4A-4A	4	20M	1720	20050	QPSK	1	99	Band 4	5M	2152.5	2375	17.51	17.57
		CA_7A-7A	7	20M	2535	21100	QPSK	1	99	Band 7	5M	2687.5	3425	19.65	19.95
		CA_25A-25A	25	20M	1905	26590	QPSK	1	49	Band 25	5M	1932.5	8065	16.61	16.82
CA_41A-41A	41	20M	2636.5	41055	QPSK	1	49	Band 41	5M	2498.5	39675	19.32	19.34		
CA_66A-66A	66	20M	1770	132572	QPSK	1	99	Band 66	5M	2112.5	66461	17.65	17.70		



2.4GHz WLAN		Ant 1				
Mode	Channel	Frequency (MHz)	Average power (dBm)	Tune-Up Limit	Duty Cycle %	
2.4GHz WLAN	802.11b 1Mbps	1	2412	20.94	22.50	97.59
		6	2437	20.90	22.50	
		11	2462	21.30	22.50	
802.11g 6Mbps	6	1	2412	17.51	18.00	87.04
		11	2437	20.31	22.00	
		11	2462	15.98	18.50	
802.11n-HT20 MCS0	6	1	2412	17.08	18.00	86.70
		6	2437	20.34	22.00	
		11	2462	16.15	16.50	

2.4GHz WLAN		Hotspot/Sensor On				
Mode	Channel	Frequency (MHz)	Average power (dBm)	Tune-Up Limit	Duty Cycle %	
2.4GHz WLAN	802.11b 1Mbps	1	2412	17.89	19.00	97.59
		6	2437	18.08	19.00	
		11	2462	18.23	19.00	
802.11g 6Mbps	6	1	2412	19.00	87.50	
		6	2437	19.00		
		11	2462	19.00		
802.11n-HT20 MCS0	6	1	2412	19.00	86.27	
		6	2437	19.00		
		11	2462	19.00		

2.4GHz WLAN		Receiver On				
Mode	Channel	Frequency (MHz)	Average power (dBm)	Tune-Up Limit	Duty Cycle %	
2.4GHz WLAN	802.11b 1Mbps	1	2412	14.17	16.00	97.59
		6	2437	14.58	16.50	
		11	2462	14.63	16.50	
802.11g 6Mbps	6	1	2412	16.50	87.50	
		6	2437	16.50		
		11	2462	16.50		
802.11n-HT20 MCS0	6	1	2412	16.50	86.27	
		6	2437	16.50		
		11	2462	16.50		

5GHz WLAN		Full Power				
Mode	Channel	Frequency (MHz)	Average power (dBm)	Tune-Up Limit	Duty Cycle %	
5.2GHz WLAN	802.11a 6Mbps	36	5180	13.39	14.00	87.04
		40	5200	16.37	18.00	
		44	5220	16.44	18.00	
		48	5240	16.36	18.00	
802.11n-HT20 MCS0	36	5180	12.99	14.00	86.27	
		40	5200	15.95		17.50
		44	5220	16.07		18.00
		48	5240	16.04		18.00
802.11n-HT40 MCS0	38	5190	13.42	14.00	86.29	
		46	5230	15.75		17.50

5GHz WLAN		Hotspot/Sensor On				
Mode	Channel	Frequency (MHz)	Average power (dBm)	Tune-Up Limit	Duty Cycle %	
5.2GHz WLAN	802.11a 6Mbps	36	5180	10.19	11.50	87.04
		40	5200	10.03	11.50	
		44	5220	10.20	11.50	
		48	5240	9.82	11.50	
802.11n-HT20 MCS0	36	5180	12.00	86.27		
		40	5200		12.00	
		44	5220		12.00	
		48	5240		12.00	
802.11n-HT40 MCS0	38	5190	11.50	86.29		
		46	5230		11.50	

5GHz WLAN		Simultaneous-handheld				
Mode	Channel	Frequency (MHz)	Average power (dBm)	Tune-Up Limit	Duty Cycle %	
5.2GHz WLAN	802.11a 6Mbps	36	5180	13.39	14.00	87.04
		40	5200	16.37	17.00	
		44	5220	16.44	17.00	
		48	5240	16.36	17.00	
802.11n-HT20 MCS0	36	5180	12.99	14.00	86.27	
		40	5200	15.95		17.00
		44	5220	16.07		17.00
		48	5240	16.04		17.00
802.11n-HT40 MCS0	38	5190	13.42	14.00	86.29	
		46	5230	15.75		16.50

5GHz WLAN		Full Power				
Mode	Channel	Frequency (MHz)	Average power (dBm)	Tune-Up Limit	Duty Cycle %	
5.3GHz WLAN	802.11a 6Mbps	52	5260	16.52	18.00	87.04
		56	5280	16.51	18.00	
		60	5300	16.53	18.00	
		64	5320	16.50	18.00	
802.11n-HT20 MCS0	52	5260	16.05	18.00	86.27	
		56	5280	16.06		18.00
		60	5300	16.10		18.00
		64	5320	15.84		17.50
802.11n-HT40 MCS0	54	5270	16.08	18.00	86.29	
		62	5310	14.62		16.50

5GHz WLAN		Sensor On				
Mode	Channel	Frequency (MHz)	Average power (dBm)	Tune-Up Limit	Duty Cycle %	
5.3GHz WLAN	802.11a 6Mbps	52	5260	10.09	12.00	87.04
		56	5280	9.91	11.50	
		60	5300	10.11	12.00	
		64	5320	9.92	11.00	
802.11n-HT20 MCS0	52	5260	11.50	86.27		
		56	5280		11.50	
		60	5300		11.50	
		64	5320		11.50	
802.11n-HT40 MCS0	54	5270	11.00	86.29		
		62	5310		11.00	

5GHz WLAN		Simultaneous-handheld				
Mode	Channel	Frequency (MHz)	Average power (dBm)	Tune-Up Limit	Duty Cycle %	
5.3GHz WLAN	802.11a 6Mbps	52	5260	16.52	17.00	87.04
		56	5280	16.51	17.00	
		60	5300	16.53	17.00	
		64	5320	16.50	17.00	
802.11n-HT20 MCS0	52	5260	16.05	17.00	86.27	
		56	5280	16.06		17.00
		60	5300	16.10		17.00
		64	5320	15.84		17.00
802.11n-HT40 MCS0	54	5270	16.08	18.00	86.29	
		62	5310	14.62		16.50

5GHz WLAN		Full Power				
Mode	Channel	Frequency (MHz)	Average power (dBm)	Tune-Up Limit	Duty Cycle %	
5.5GHz WLAN	802.11a 6Mbps	100	5500	15.55	16.00	87.04
		116	5580	16.46	18.00	
		132	5660	16.36	18.00	
		140	5700	16.31	18.00	
802.11n-HT20 MCS0	100	5500	15.82	17.50	86.27	
		116	5580	16.15		18.00
		132	5660	16.00		18.00
		140	5700	15.89		17.50
802.11n-HT40 MCS0	102	5510	15.70	17.50	86.29	
		110	5550	16.06		17.50
		134	5670	15.88		17.50

5GHz WLAN		Sensor On				
Mode	Channel	Frequency (MHz)	Average power (dBm)	Tune-Up Limit	Duty Cycle %	
5.5GHz WLAN	802.11a 6Mbps	100	5500	10.28	12.00	87.04
		116	5580	9.66	11.00	
		132	5660	9.41	11.00	
		140	5700	9.38	11.00	
802.11n-HT20 MCS0	100	5500	11.50	86.27		
		116	5580		11.50	
		132	5660		11.50	
		140	5700		11.50	
802.11n-HT40 MCS0	102	5510	11.00	86.29		
		110	5550		11.00	
		134	5670		11.00	

5GHz WLAN		Simultaneous-handheld				
Mode	Channel	Frequency (MHz)	Average power (dBm)	Tune-Up Limit	Duty Cycle %	
5.5GHz WLAN	802.11a 6Mbps	149	5745	17.44	19.00	87.04
		157	5785	17.75	19.00	
		165	5825	17.97	19.00	
		149	5745	17.00	19.00	
802.11n-HT20 MCS0	149	5745	17.00	19.00	86.27	
		157	5785	17.26		19.00
		165	5825	17.46		18.00
		151	5755	16.96		18.50
802.11n-HT40 MCS0	151	5755	16.96	18.50	86.29	
		159	5795	17.37		18.50

5GHz WLAN		Full Power				
Mode	Channel	Frequency (MHz)	Average power (dBm)	Tune-Up Limit	Duty Cycle %	
5.8GHz WLAN	802.11a 6Mbps	149	5745	17.44	19.00	87.04
		157	5785	17.75	19.00	
		165	5825	17.97	19.00	
		149	5745	17.00	19.00	
802.11n-HT20 MCS0	149	5745	17.00	19.00	86.27	
		157	5785	17.26		19.00
		165	5825	17.46		19.00
		151	5755	16.96		18.50
802.11n-HT40 MCS0	151	5755	16.96	18.50	86.29	
		159	5795	17.37		18.50

5GHz WLAN		Hotspot/Sensor On				
Mode	Channel	Frequency (MHz)	Average power (dBm)	Tune-Up Limit	Duty Cycle %	
5.8GHz WLAN	802.11a 6Mbps	149	5745	13.12	15.00	87.04
		157	5785	13.38	15.00	
		165	5825	13.31	15.00	
		149	5745	15.00	86.27	
157	5785	15.00				
165	5825	15.00				
151	5755	14.50	86.29			
159	5795	14.50				

5GHz WLAN		Simultaneous-handheld				
Mode	Channel	Frequency (MHz)	Average power (dBm)	Tune-Up Limit	Duty Cycle %	
5.8GHz WLAN	802.11a 6Mbps	149	5745	17.44	18.00	0.00
		157	5785	17.75	18.00	
		165	5825	17.97	18.00	
		149	5745	17.00	18.00	
802.11n-HT20 MCS0	149	5745	17.00	18.00	0.00	
		157	5785	17.26		18.00
		165	5825	17.46		18.00
		151	5755	16.96		17.50
802.11n-HT40 MCS0	151	5755	16.96	17.50	0.00	
		159	5795	17.37		17.50

Bluetooth BR/EDR					
Mode	Channel	Frequency (MHz)	Average power (dBm)		
			1Mbps	2Mbps	3Mbps
BR / EDR	CH 00	2402	7.96	5.91	5.77
	CH 39	2441	7.92	5.85	5.81
	CH 78	2480	8.44	7.44	7.47
Tune-up Limit			9.50	7.50	7.50

Bluetooth LE					
Mode	Channel	Frequency (MHz)	Average power (dBm)		
			GFSK		
LE	CH 00	2402	-1.28		
	CH 19	2440	-1.26		
	CH 39	2480	-0.80		
Tune-up Limit			0		



Appendix F. Supplemental Tuner Head & Body SAR Results

The results are shown as follows.