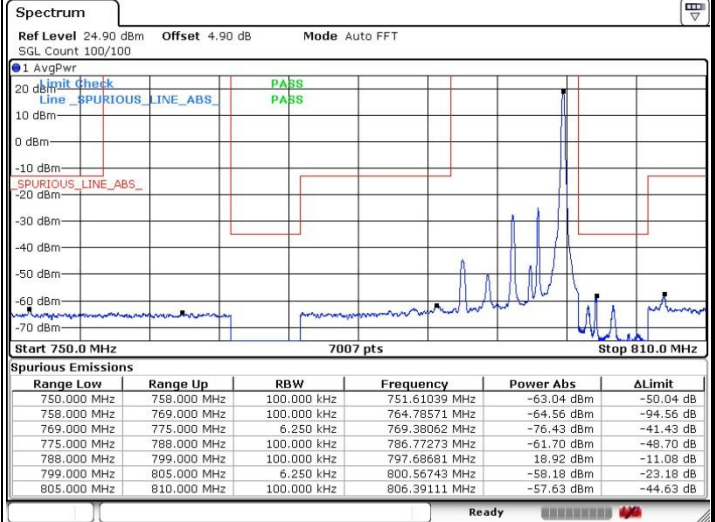
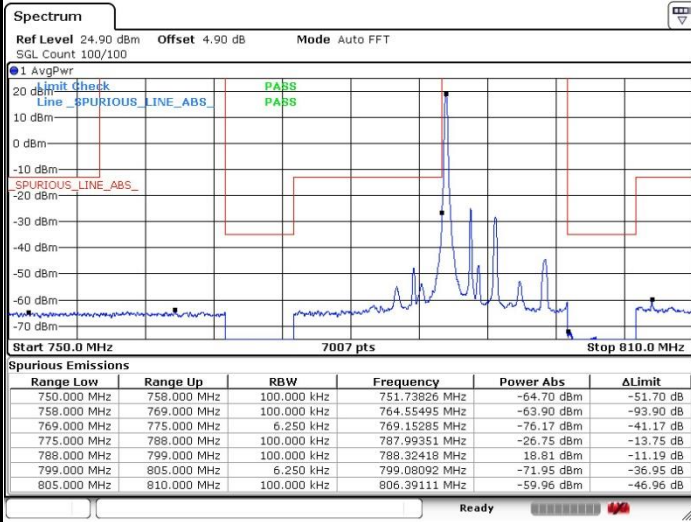




LTE Band 14 / 5MHz / 64QAM

Lowest Band Edge / 1 RB

Highest Band Edge / 1 RB

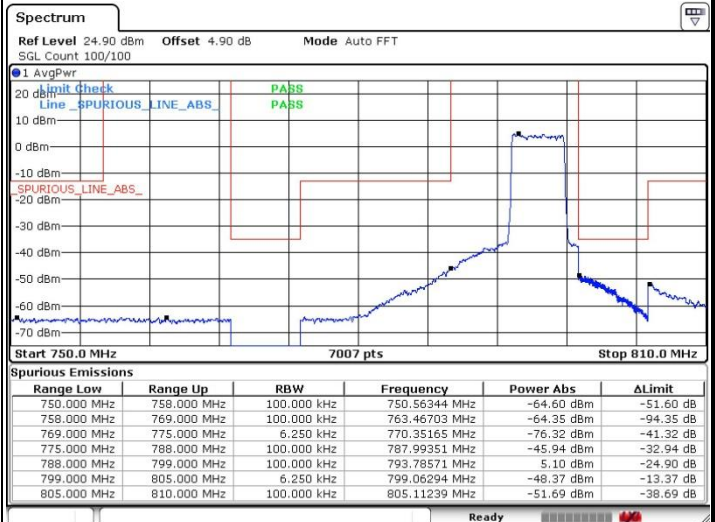
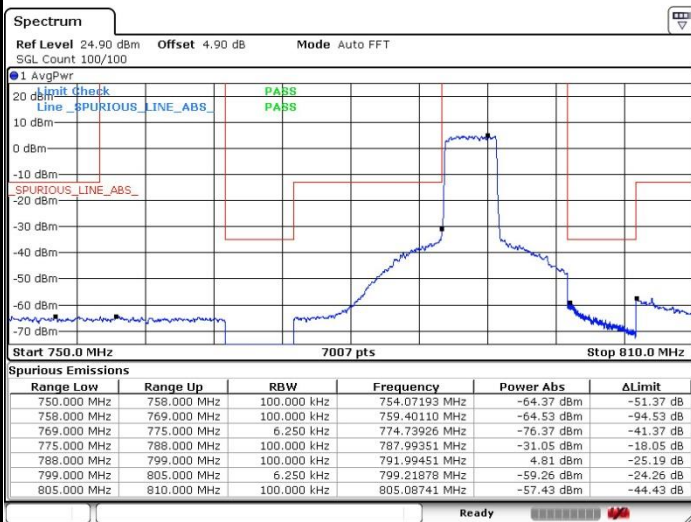


Date: 30.OCT.2019 21:50:56

Date: 30.OCT.2019 21:51:53

Lowest Band Edge / Full RB

Highest Band Edge / Full RB



Date: 30.OCT.2019 21:49:12

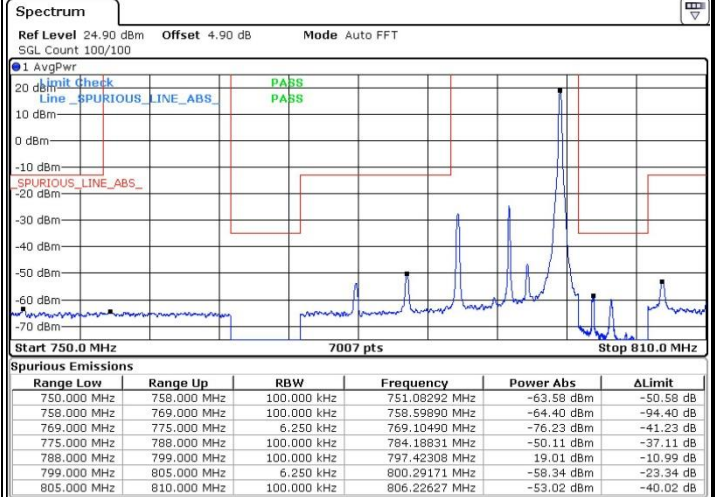
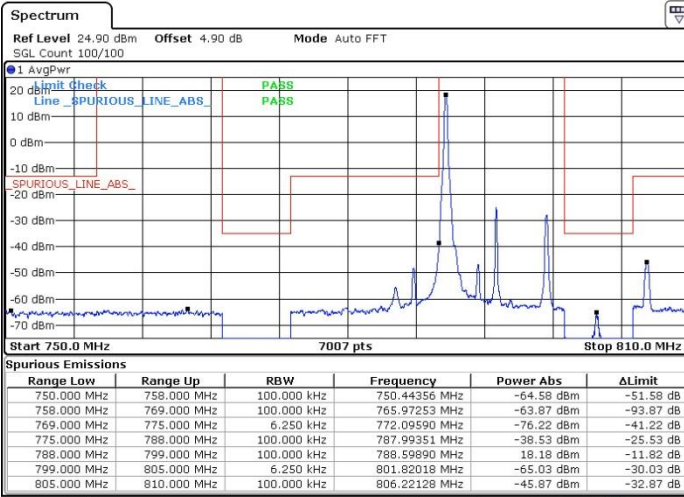
Date: 30.OCT.2019 21:53:35



LTE Band 14 / 10MHz / 64QAM

Lowest Band Edge / 1 RB

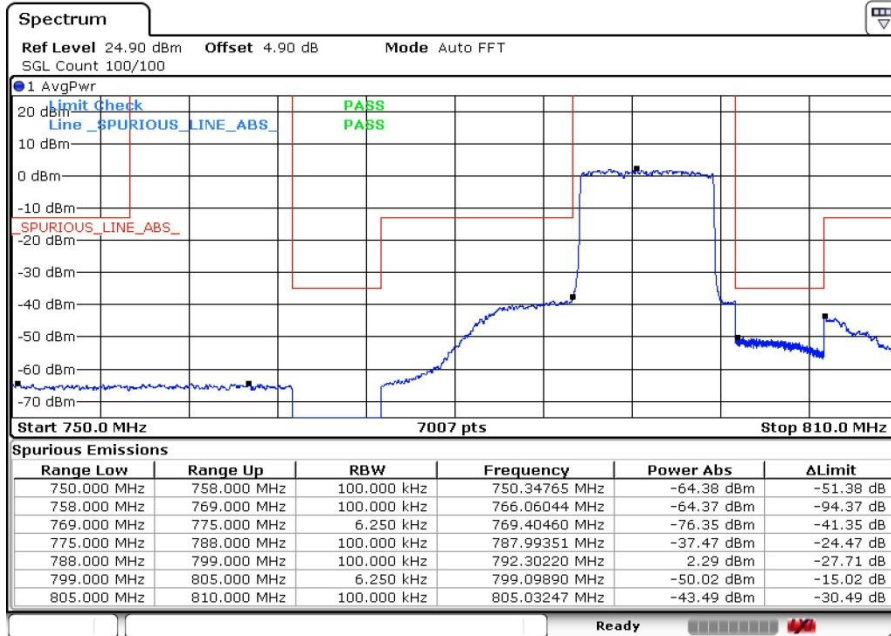
Highest Band Edge / 1 RB



Date: 30.OCT.2019 21:45:52

Date: 30.OCT.2019 21:47:55


Band Edge / Full RB



Date: 30.OCT.2019 21:45:33



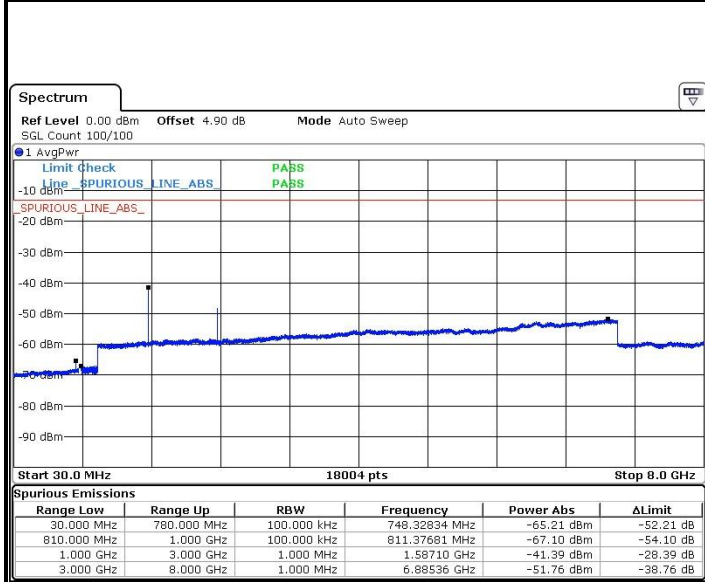
# Conducted Spurious Emission





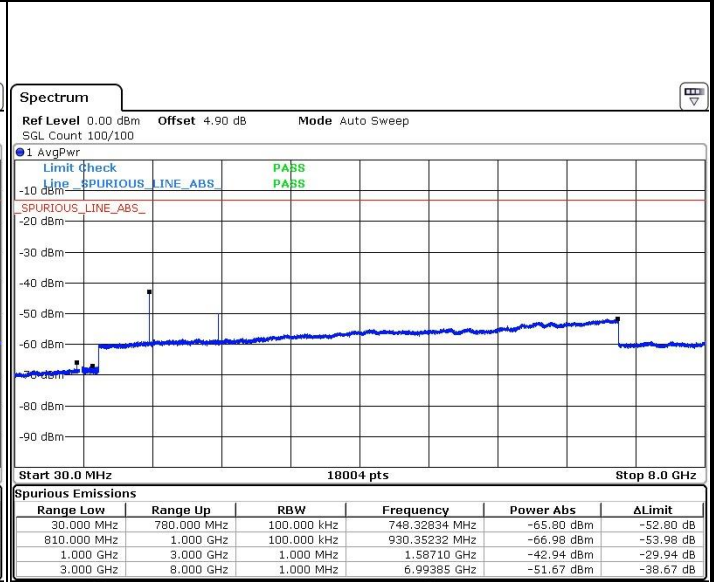
**LTE Band 14 / 5MHz**

**Highest Channel / QPSK**



Date: 30.OCT.2019 21:59:07

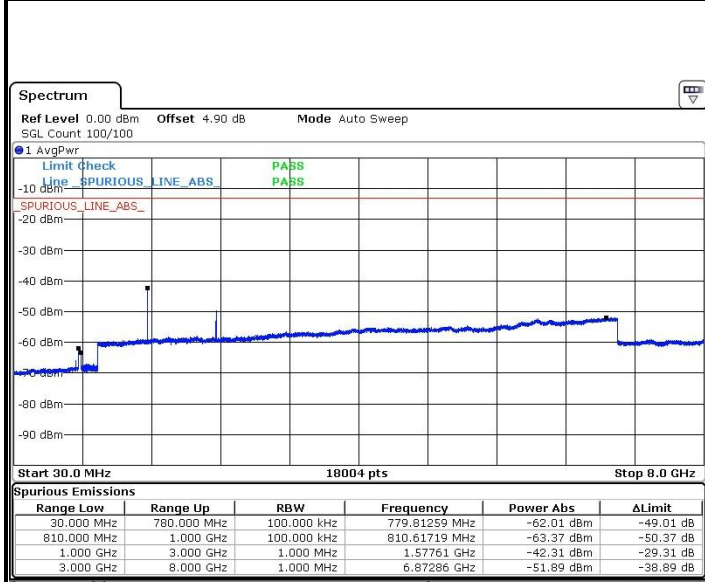
**Highest Channel / 16QAM**



Date: 30.OCT.2019 21:58:42

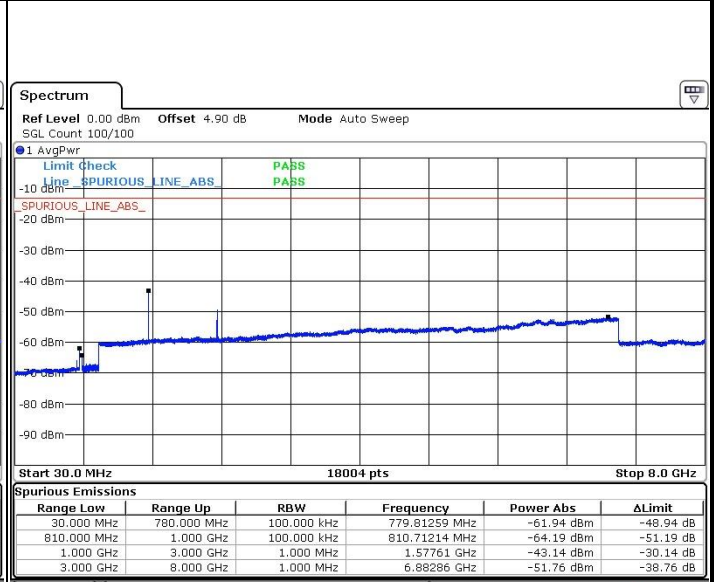
**LTE Band 14 / 10MHz**

**Middle Channel / QPSK**



Date: 30.OCT.2019 22:03:09

**Middle Channel / 16QAM**



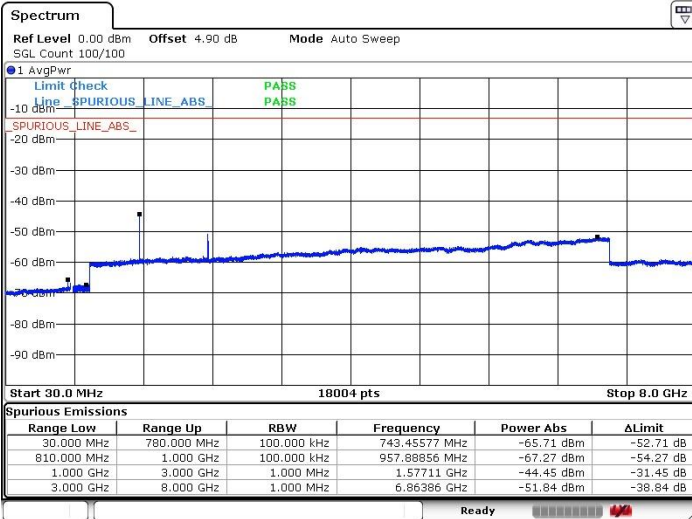
Date: 30.OCT.2019 22:03:36



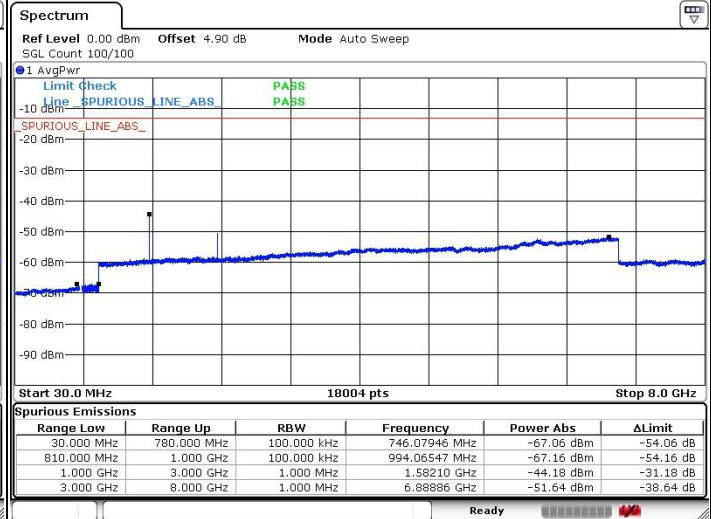
LTE Band 14 / 5MHz

Lowest Channel / 64QAM

Middle Channel / 64QAM

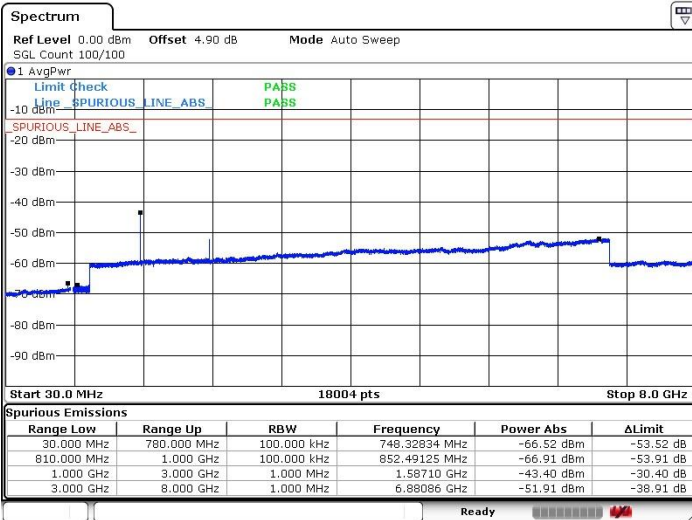


Date: 30.OCT.2019 22:00:29



Date: 30.OCT.2019 22:00:58

Highest Channel / 64QAM

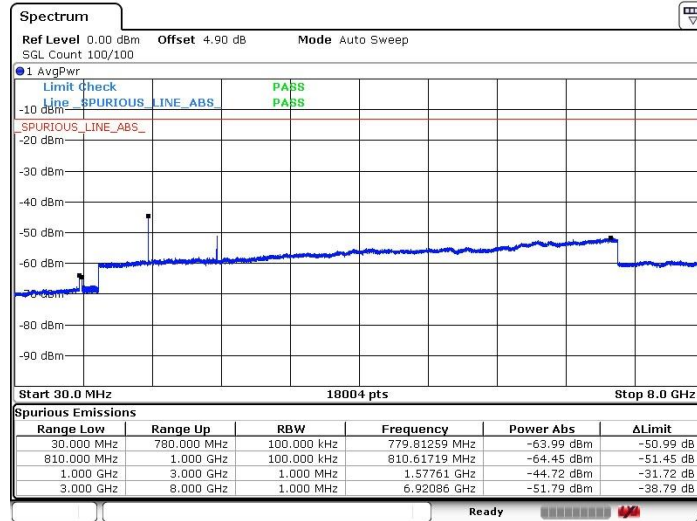


Date: 30.OCT.2019 21:58:07



LTE Band 14 / 10MHz

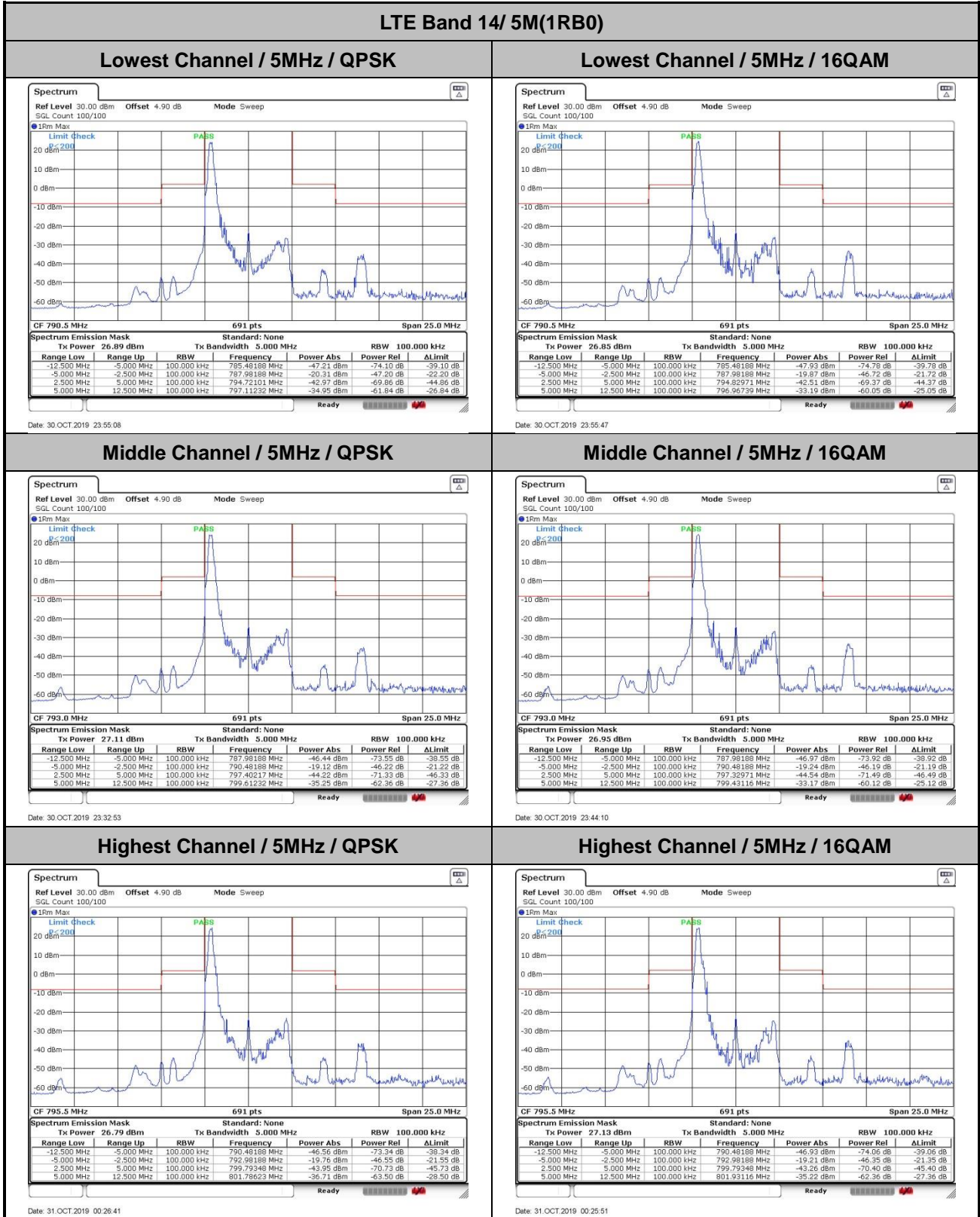
Middle Channel / 64QAM



Date: 30.OCT.2019 22:04:11

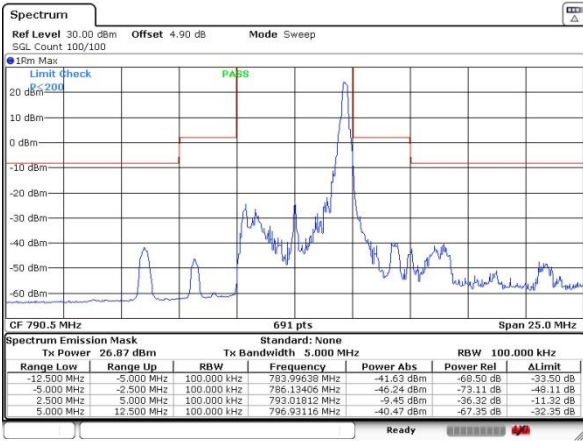


# Emission Mask



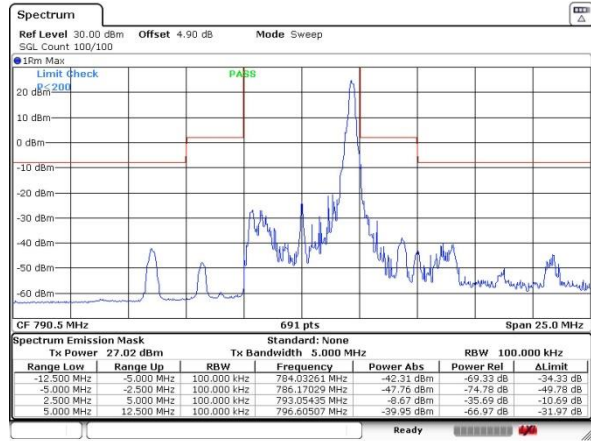
**LTE Band 14/ 5M(1RBmax)**

**Lowest Channel / 5MHz / QPSK**



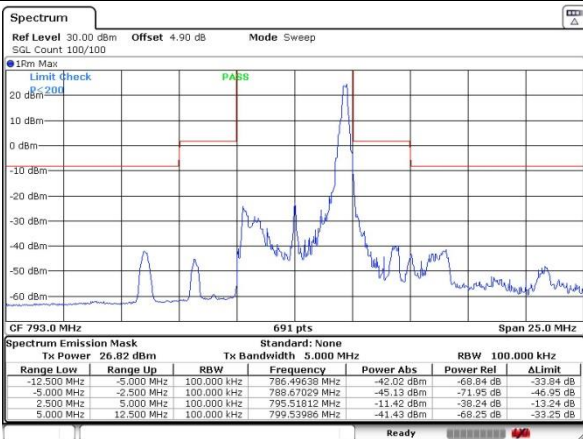
Date: 30 OCT 2019 23:54:06

**Lowest Channel / 5MHz / 16QAM**



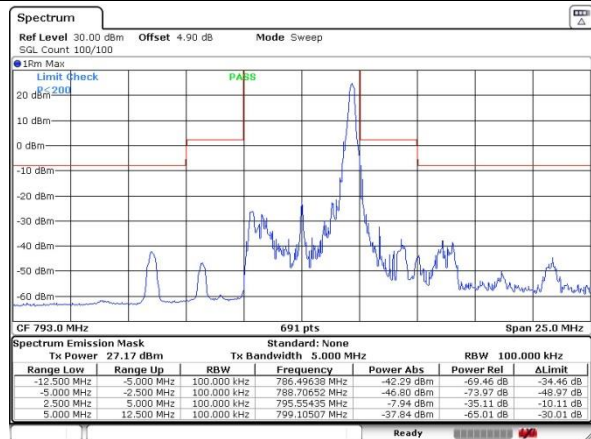
Date: 30 OCT 2019 23:51:43

**Middle Channel / 5MHz / QPSK**



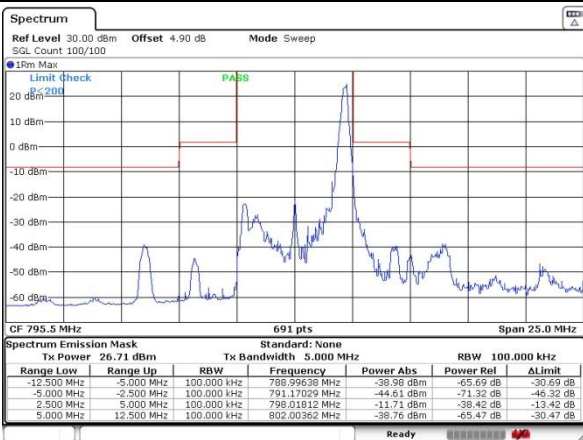
Date: 30 OCT 2019 23:45:40

**Middle Channel / 5MHz / 16QAM**



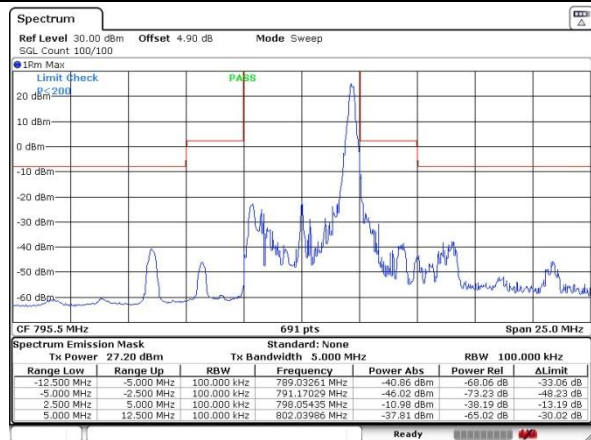
Date: 30 OCT 2019 23:50:41

**Highest Channel / 5MHz / QPSK**



Date: 31 OCT 2019 00:27:24

**Highest Channel / 5MHz / 16QAM**



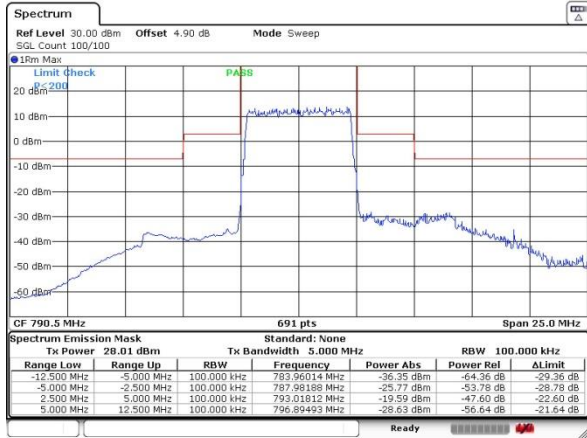
Date: 31 OCT 2019 00:28:05





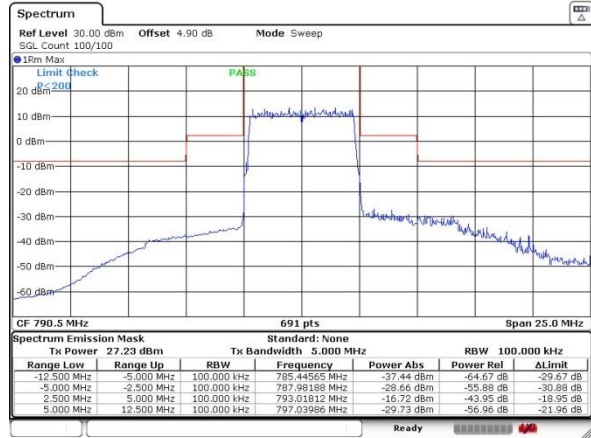
LTE Band 14/ 5M(fullIRB0)

Lowest Channel / 5MHz / QPSK



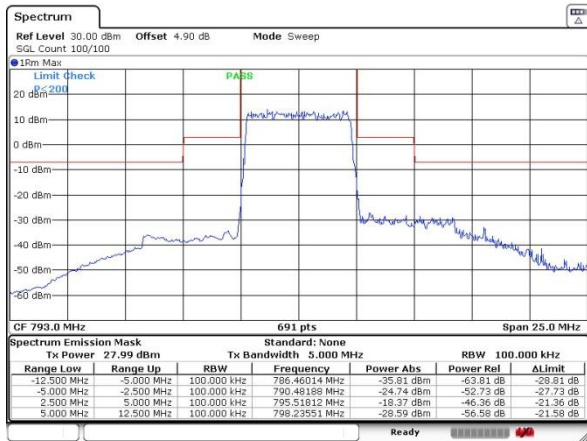
Date: 30.OCT.2019 23:58:18

Lowest Channel / 5MHz / 16QAM



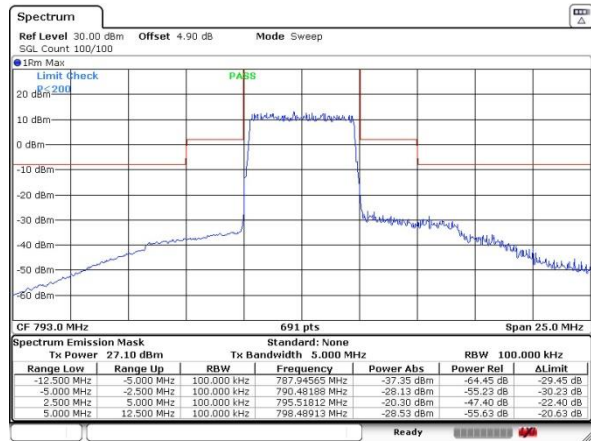
Date: 30.OCT.2019 23:57:42

Middle Channel / 5MHz / QPSK



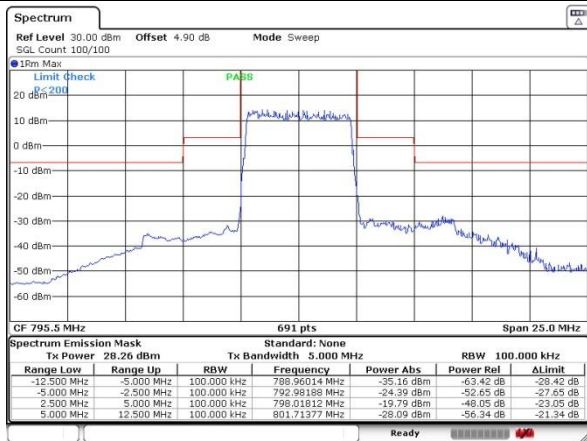
Date: 30.OCT.2019 23:32:17

Middle Channel / 5MHz / 16QAM



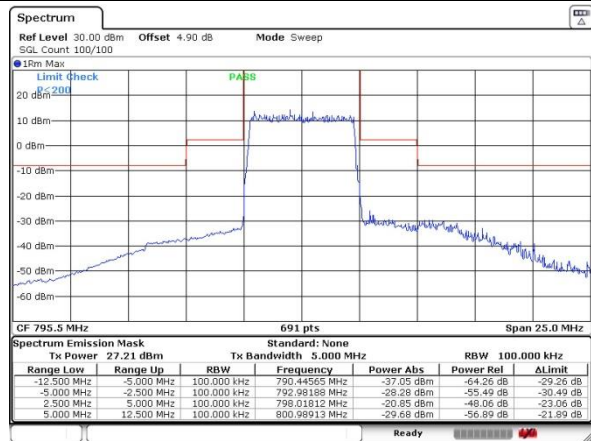
Date: 30.OCT.2019 23:31:34

Highest Channel / 5MHz / QPSK



Date: 30.OCT.2019 23:59:16

Highest Channel / 5MHz / 16QAM

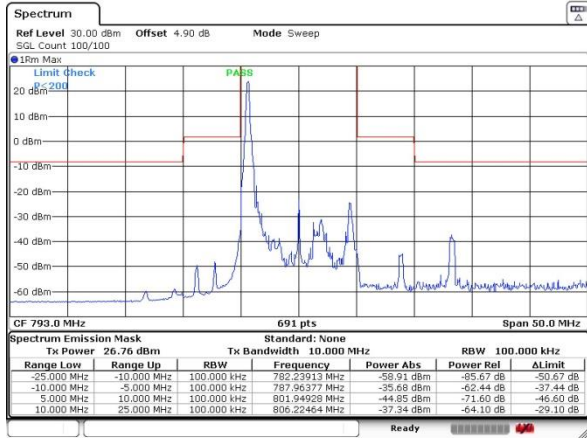


Date: 30.OCT.2019 23:59:51



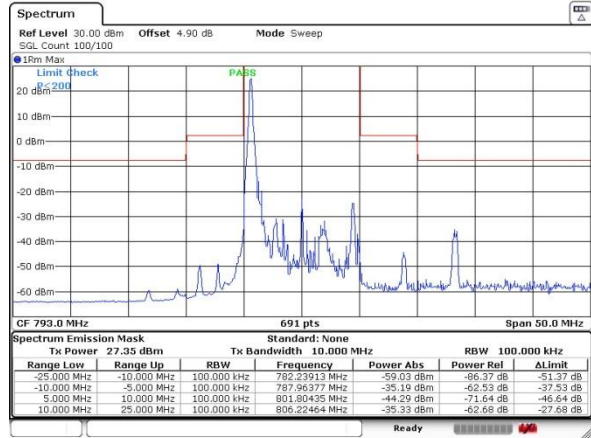
LTE Band 14/ 10MHz

Middle Channel / 1RB0 / QPSK



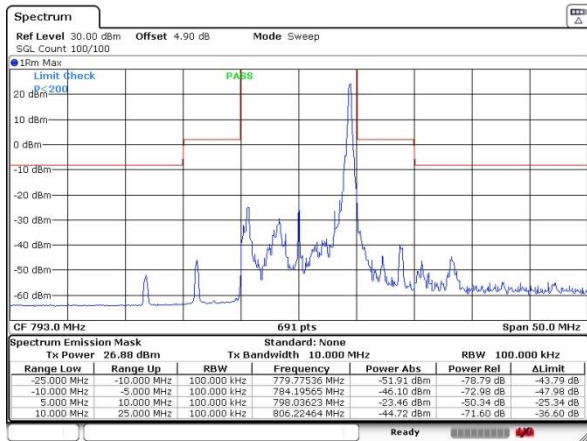
Date: 30.OCT.2019 23:22:06

Middle Channel / 1RB0 / 16QAM



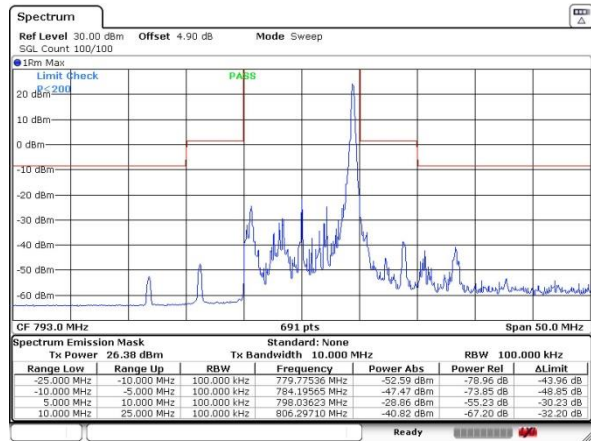
Date: 30.OCT.2019 23:20:49

Middle Channel / 1RBmax / QPSK



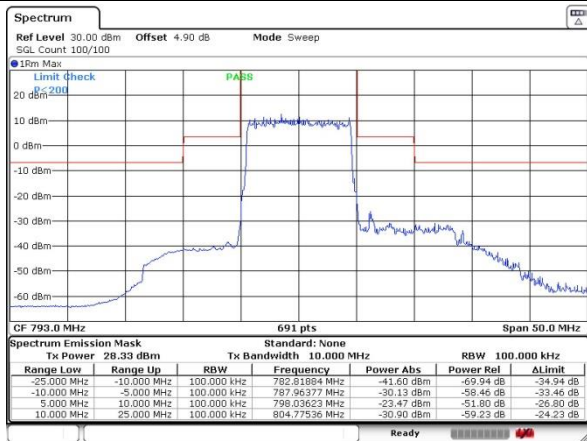
Date: 30.OCT.2019 23:24:11

Middle Channel / 1RBmax / 16QAM



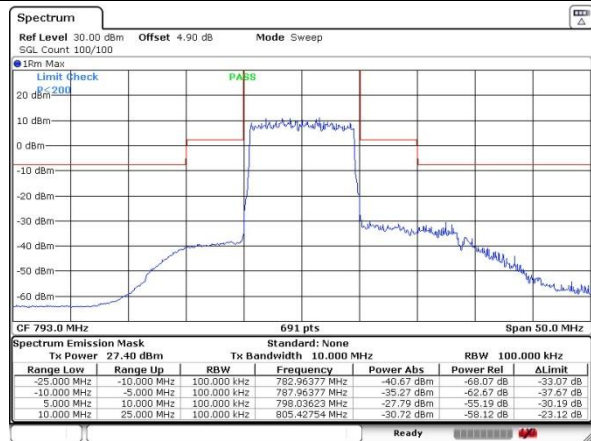
Date: 30.OCT.2019 23:25:15

Middle Channel / fullRB0 / QPSK



Date: 30.OCT.2019 23:09:00

Middle Channel / fullRB0 / 16QAM

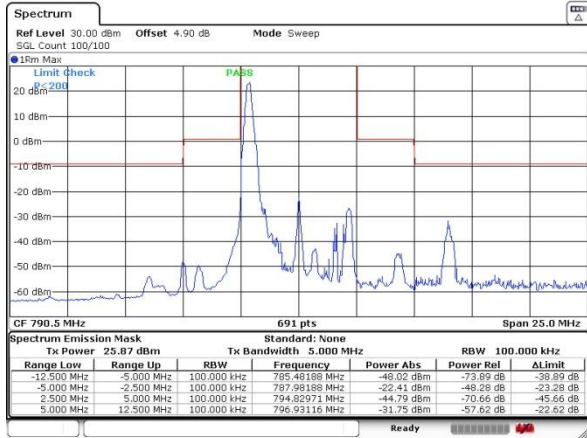


Date: 30.OCT.2019 23:10:00



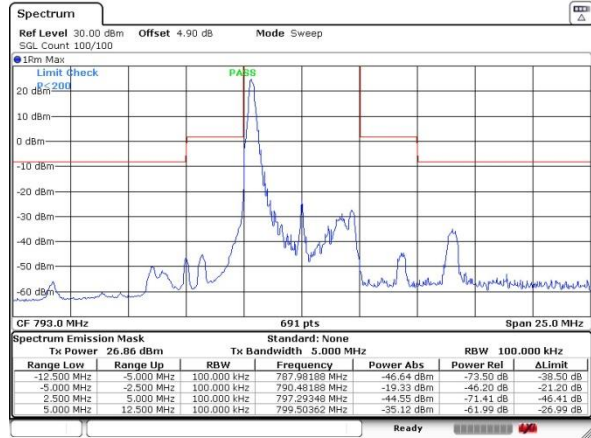
LTE Band 14/ 5MHz

Lowest Channel / 1RB0 / 64QAM



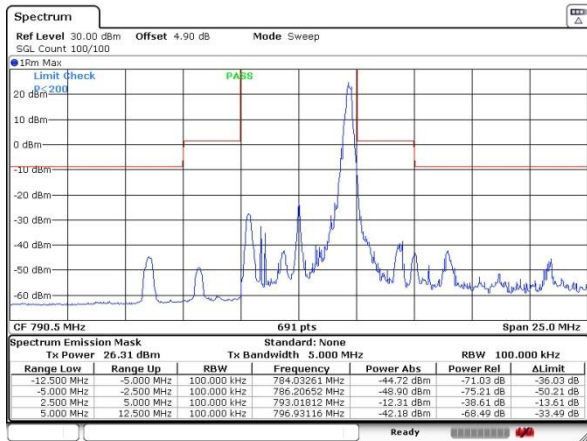
Date: 30 OCT 2019 23:56:26

Middle Channel / 1RB0 / 64QAM



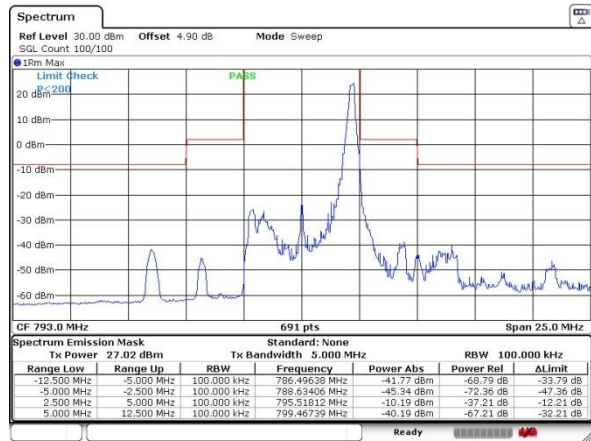
Date: 30 OCT 2019 23:44:54

Lowest Channel / 1RBmax / 64QAM



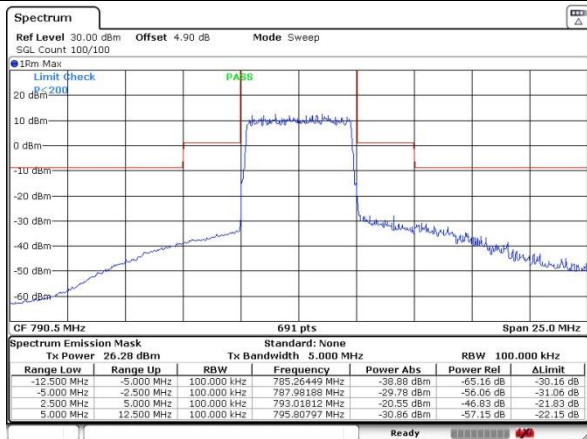
Date: 30 OCT 2019 23:52:21

Middle Channel / 1RBmax / 64QAM



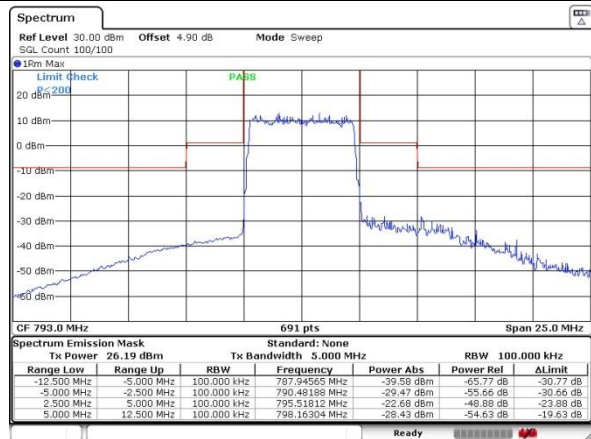
Date: 30 OCT 2019 23:48:19

Lowest Channel / fullRB0 / 64QAM



Date: 30 OCT 2019 23:57:01

Middle Channel / fullRB0 / 64QAM

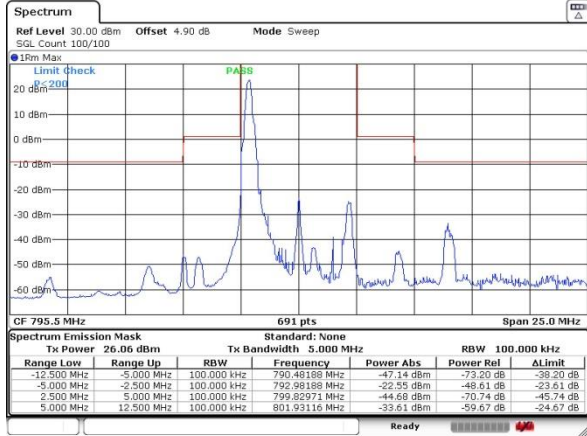


Date: 30 OCT 2019 23:30:51



LTE Band 14/ 5MHz

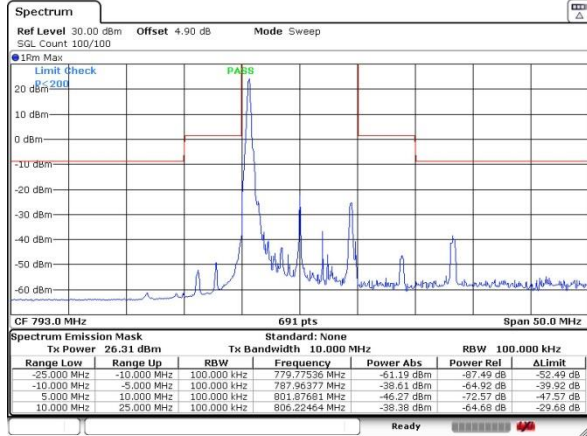
Highest Channel / 1RB0 / 64QAM



Date: 31 OCT 2019 00:25:10

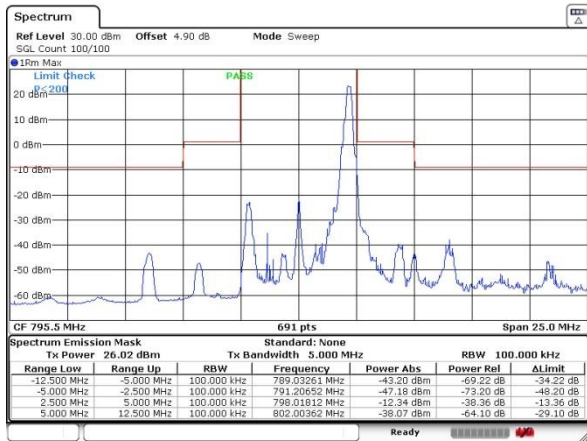
LTE Band 14/ 10MHz

Middle Channel / 1RB0 / 64QAM



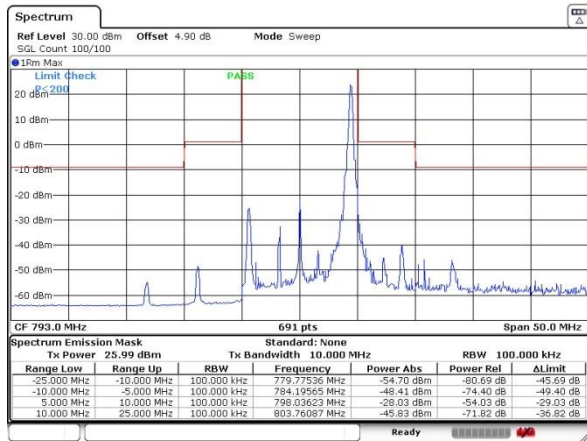
Date: 30 OCT 2019 23:11:58

Highest Channel / 1RBmax / 64QAM



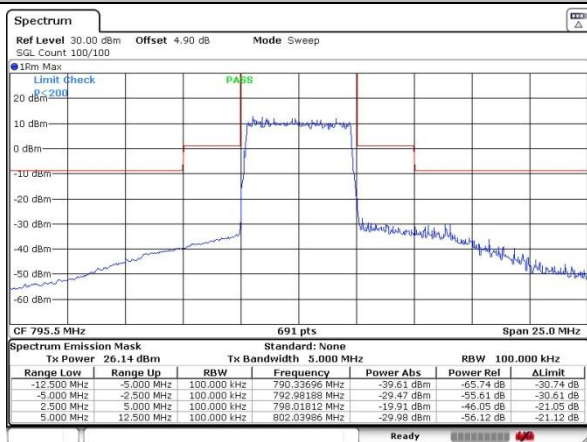
Date: 31 OCT 2019 00:28:44

Middle Channel / 1RBmax / 64QAM



Date: 30 OCT 2019 23:26:34

Highest Channel / fullIRB0 / 64QAM



Date: 31 OCT 2019 00:24:00

Middle Channel / fullIRB0 / 64QAM



Date: 30 OCT 2019 23:10:59

**Frequency Stability**

Test Conditions		LTE Band 14 (QPSK) / Middle Channel	Limit
Temperature (°C)	Voltage (Volt)	BW 10MHz	Note 2.
		Deviation (ppm)	Result
50	Normal Voltage	0.0033	PASS
40	Normal Voltage	0.0026	
30	Normal Voltage	0.0015	
20(Ref.)	Normal Voltage	0.0000	
10	Normal Voltage	0.0026	
0	Normal Voltage	0.0040	
-10	Normal Voltage	0.0010	
-20	Normal Voltage	0.0024	
-30	Normal Voltage	0.0003	
20	Maximum Voltage	0.0037	
20	Normal Voltage	0.0025	
20	Battery End Point	0.0016	

**Note:**

1. Normal Voltage =3.8V. ; Battery End Point (BEP) =3.6V. ; Maximum Voltage =4.4V.
2. Note: The frequency fundamental emissions stay within the authorized frequency block.



## Appendix B. Test Results of Radiated Test

### Field Strength of Spurious Radiated

LTE Band 14 / QPSK / RB Size 1 Offset 0								
Bandwidth	Frequency ( MHz )	ERP ( dBm )	Limit ( dBm )	Over Limit ( dB )	S.G. Power ( dBm )	TX Cable loss ( dB )	TX Antenna Gain (dBi)	Polarization (H/V)
5MHz (Lowest)	1576	-68.25	-42.15	-26.10	-70.88	1.09	5.87	H
	2366	-65.37	-13	-52.37	-67.77	1.37	5.92	H
	3156	-63.33	-13	-50.33	-67.22	1.64	7.68	H
	1576	-68.31	-42.15	-26.16	-70.94	1.09	5.87	V
	2366	-65.12	-13	-52.12	-67.52	1.37	5.92	V
	3156	-63.49	-13	-50.49	-67.38	1.64	7.68	V
5MHz (Middle)	1582	-67.59	-42.15	-25.44	-70.22	1.09	5.87	H
	2372	-64.73	-13	-51.73	-67.13	1.37	5.92	H
	3162	-63.49	-13	-50.49	-67.38	1.64	7.68	H
	1582	-67.71	-42.15	-25.56	-70.34	1.09	5.87	V
	2372	-64.61	-13	-51.61	-67.01	1.37	5.92	V
	3162	-63.31	-13	-50.31	-67.20	1.64	7.68	V
5MHz (Highest)	1586	-68.31	-42.15	-26.16	-70.94	1.09	5.87	H
	2380	-64.39	-13	-51.39	-66.79	1.37	5.92	H
	3174	-63.22	-13	-50.22	-67.11	1.64	7.68	H
	1586.68	-67.10	-42.15	-24.95	-69.73	1.09	5.87	V
	2380	-55.32	-13	-42.32	-57.72	1.37	5.92	V
	3174	-63.01	-13	-50.01	-66.90	1.64	7.68	V
10MHz	1578	-67.82	-42.15	-25.67	-70.45	1.09	5.87	H
	2366	-58.90	-13	-45.90	-61.30	1.37	5.92	H
	3156	-63.27	-13	-50.27	-67.16	1.64	7.68	H
	1578	-67.38	-42.15	-25.23	-70.01	1.09	5.87	V
	2366	-57.49	-13	-44.49	-59.89	1.37	5.92	V
	3156	-62.86	-13	-49.86	-66.75	1.64	7.68	V
Remark: Spurious emissions within 30-1000MHz were found more than 20dB below limit line.								
Test Result					PASS			