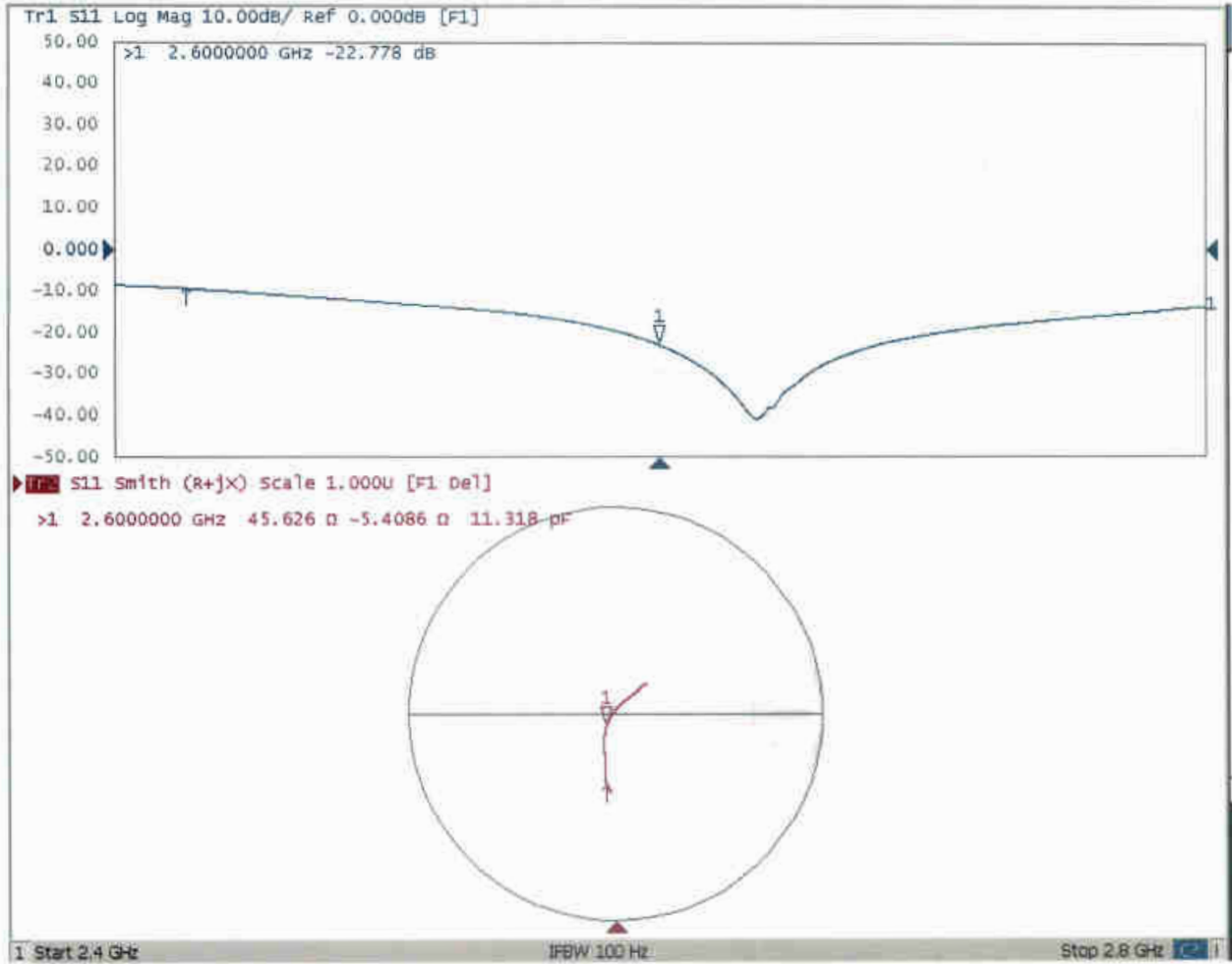




Add: No.51 Xueyuan Road, Haidian District, Beijing, 100191, China
Tel: +86-10-62304633-2079 Fax: +86-10-62304633-2504
E-mail: cttl@chinattl.com http://www.chinattl.cn

Impedance Measurement Plot for Body TSL





D2600V2, Serial No. 1061 Extended Dipole Calibrations

Referring to KDB 865664 D01 v01r02, if dipoles are verified in return loss ($< -20\text{dB}$, within 20% of prior calibration), and in impedance (within 5 ohm of prior calibration), the annual calibration is not necessary and the calibration interval can be extended.

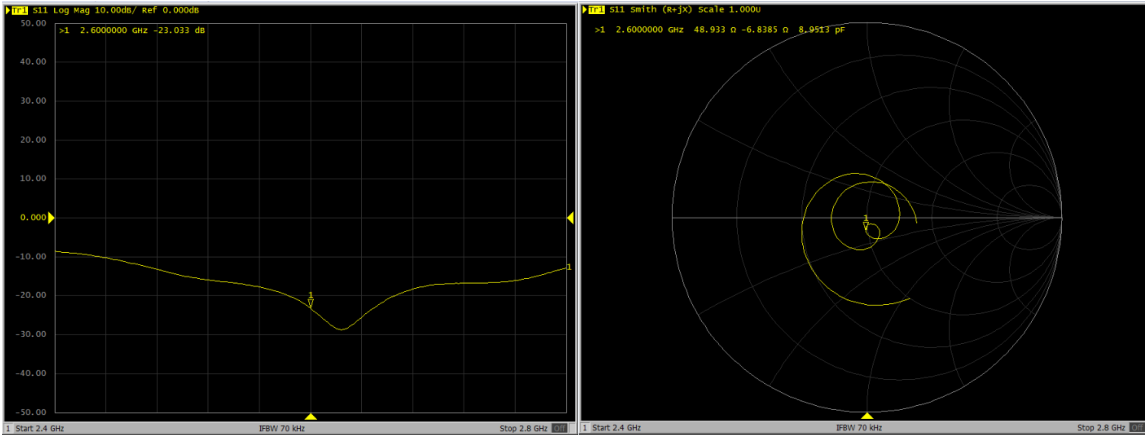
2600V2 – serial no. 1061												
	2600 Head						2600 Body					
Date of Measurement	Return-Loss (dB)	Delta (%)	Real Impedance (ohm)	Delta (ohm)	Imaginary Impedance (ohm)	Delta (ohm)	Return-Loss (dB)	Delta (%)	Real Impedance (ohm)	Delta (ohm)	Imaginary Impedance (ohm)	Delta (ohm)
2018.12.07	-23.1		49.8		-7		-22.8		45.6		-5.41	
2019.11.27	-23.0	0.00	48.9	0.90	-6.83	0.17	-22.6	0.01	44.6	1	-5.29	0.12

<Justification of the extended calibration>

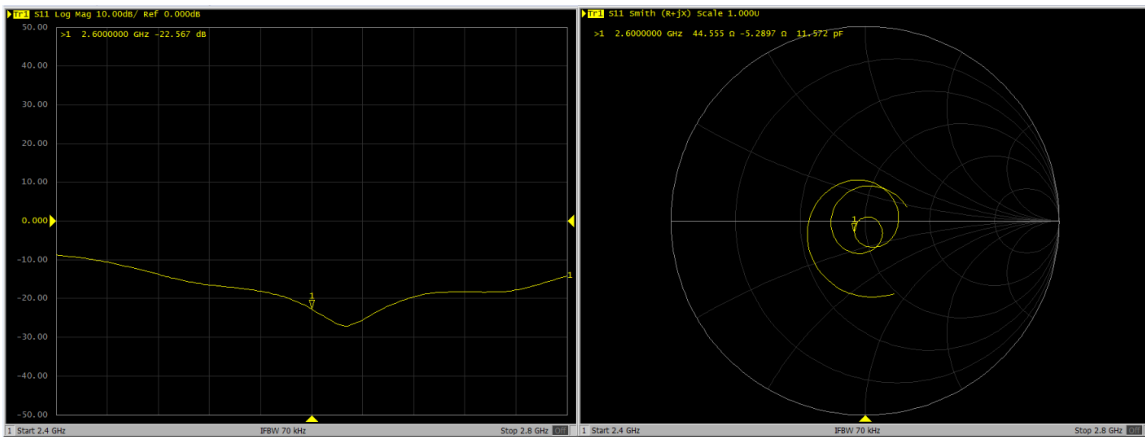
The return loss is $< -20\text{dB}$, within 20% of prior calibration; the impedance is within 5 ohm of prior calibration. Therefore the verification result should support extended calibration.

Dipole Verification Data > D2600V2, serial no. 1061

2600MHz – Head



2600MHz – Body





Accredited by the Swiss Accreditation Service (SAS)
The Swiss Accreditation Service is one of the signatories to the EA
Multilateral Agreement for the recognition of calibration certificates

Accreditation No.: **SCS 0108**

Client **Sporton**

Certificate No: **D5GHzV2-1113_Sep19**

CALIBRATION CERTIFICATE

Object **D5GHzV2 - SN:1113**

Calibration procedure(s) **QA CAL-22.v4
Calibration Procedure for SAR Validation Sources between 3-6 GHz**

Calibration date: **September 24, 2019**

This calibration certificate documents the traceability to national standards, which realize the physical units of measurements (SI).
The measurements and the uncertainties with confidence probability are given on the following pages and are part of the certificate.

All calibrations have been conducted in the closed laboratory facility: environment temperature $(22 \pm 3)^{\circ}\text{C}$ and humidity $< 70\%$.

Calibration Equipment used (M&TE critical for calibration)

Primary Standards	ID #	Cal Date (Certificate No.)	Scheduled Calibration
Power meter NRP	SN: 104778	03-Apr-19 (No. 217-02892/02893)	Apr-20
Power sensor NRP-Z91	SN: 103244	03-Apr-19 (No. 217-02892)	Apr-20
Power sensor NRP-Z91	SN: 103245	03-Apr-19 (No. 217-02893)	Apr-20
Reference 20 dB Attenuator	SN: 5058 (20k)	04-Apr-19 (No. 217-02894)	Apr-20
Type-N mismatch combination	SN: 5047.2 / 06327	04-Apr-19 (No. 217-02895)	Apr-20
Reference Probe EX3DV4	SN: 3503	25-Mar-19 (No. EX3-3503_Mar19)	Mar-20
DAE4	SN: 601	30-Apr-19 (No. DAE4-601_Apr19)	Apr-20

Secondary Standards	ID #	Check Date (in house)	Scheduled Check
Power meter E4419B	SN: GB39512475	30-Oct-14 (in house check Feb-19)	In house check: Oct-20
Power sensor HP 8481A	SN: US37292783	07-Oct-15 (in house check Oct-18)	In house check: Oct-20
Power sensor HP 8481A	SN: MY41092317	07-Oct-15 (in house check Oct-18)	In house check: Oct-20
RF generator R&S SMT-06	SN: 100972	15-Jun-15 (in house check Oct-18)	In house check: Oct-20
Network Analyzer Agilent E8358A	SN: US41080477	31-Mar-14 (in house check Oct-18)	In house check: Oct-19

Calibrated by:	Name Jeton Kastrati	Function Laboratory Technician	Signature
Approved by:	Name Katja Pokovic	Function Technical Manager	Signature

Issued: September 25, 2019

This calibration certificate shall not be reproduced except in full without written approval of the laboratory.



Accredited by the Swiss Accreditation Service (SAS).
The Swiss Accreditation Service is one of the signatories to the EA
Multilateral Agreement for the recognition of calibration certificates

Accreditation No.: SCS 0108

Glossary:

TSL	tissue simulating liquid
ConvF	sensitivity in TSL / NORM x,y,z
N/A	not applicable or not measured

Calibration is Performed According to the Following Standards:

- IEEE Std 1528-2013, "IEEE Recommended Practice for Determining the Peak Spatial-Averaged Specific Absorption Rate (SAR) in the Human Head from Wireless Communications Devices: Measurement Techniques", June 2013
- IEC 62209-1, "Measurement procedure for the assessment of Specific Absorption Rate (SAR) from hand-held and body-mounted devices used next to the ear (frequency range of 300 MHz to 6 GHz)", July 2016
- IEC 62209-2, "Procedure to determine the Specific Absorption Rate (SAR) for wireless communication devices used in close proximity to the human body (frequency range of 30 MHz to 6 GHz)", March 2010
- KDB 865664, "SAR Measurement Requirements for 100 MHz to 6 GHz"

Additional Documentation:

- DASY4/5 System Handbook

Methods Applied and Interpretation of Parameters:

- Measurement Conditions:** Further details are available from the Validation Report at the end of the certificate. All figures stated in the certificate are valid at the frequency indicated.
- Antenna Parameters with TSL:** The dipole is mounted with the spacer to position its feed point exactly below the center marking of the flat phantom section, with the arms oriented parallel to the body axis.
- Feed Point Impedance and Return Loss:** These parameters are measured with the dipole positioned under the liquid filled phantom. The impedance stated is transformed from the measurement at the SMA connector to the feed point. The Return Loss ensures low reflected power. No uncertainty required.
- Electrical Delay:** One-way delay between the SMA connector and the antenna feed point. No uncertainty required.
- SAR measured:** SAR measured at the stated antenna input power.
- SAR normalized:** SAR as measured, normalized to an input power of 1 W at the antenna connector.
- SAR for nominal TSL parameters:** The measured TSL parameters are used to calculate the nominal SAR result.

The reported uncertainty of measurement is stated as the standard uncertainty of measurement multiplied by the coverage factor $k=2$, which for a normal distribution corresponds to a coverage probability of approximately 95%.

Measurement Conditions

DASY system configuration, as far as not given on page 1.

DASY Version	DASY5	V52.10.2
Extrapolation	Advanced Extrapolation	
Phantom	Modular Flat Phantom V5.0	
Distance Dipole Center - TSL	10 mm	with Spacer
Zoom Scan Resolution	dx, dy = 4.0 mm, dz = 1.4 mm	Graded Ratio = 1.4 (Z direction)
Frequency	5250 MHz ± 1 MHz 5600 MHz ± 1 MHz 5750 MHz ± 1 MHz	

Head TSL parameters at 5250 MHz

The following parameters and calculations were applied.

	Temperature	Permittivity	Conductivity
Nominal Head TSL parameters	22.0 °C	35.9	4.71 mho/m
Measured Head TSL parameters	(22.0 ± 0.2) °C	35.1 ± 6 %	4.53 mho/m ± 6 %
Head TSL temperature change during test	< 0.5 °C	---	---

SAR result with Head TSL at 5250 MHz

SAR averaged over 1 cm ³ (1 g) of Head TSL	Condition	
SAR measured	100 mW input power	8.09 W/kg
SAR for nominal Head TSL parameters	normalized to 1W	80.5 W/kg ± 19.9 % (k=2)

SAR averaged over 10 cm ³ (10 g) of Head TSL	condition	
SAR measured	100 mW input power	2.33 W/kg
SAR for nominal Head TSL parameters	normalized to 1W	23.1 W/kg ± 19.5 % (k=2)

Head TSL parameters at 5600 MHz

The following parameters and calculations were applied.

	Temperature	Permittivity	Conductivity
Nominal Head TSL parameters	22.0 °C	35.5	5.07 mho/m
Measured Head TSL parameters	(22.0 ± 0.2) °C	34.6 ± 6 %	4.88 mho/m ± 6 %
Head TSL temperature change during test	< 0.5 °C	---	---

SAR result with Head TSL at 5600 MHz

SAR averaged over 1 cm ³ (1 g) of Head TSL	Condition	
SAR measured	100 mW input power	8.40 W/kg
SAR for nominal Head TSL parameters	normalized to 1W	83.4 W/kg ± 19.9 % (k=2)

SAR averaged over 10 cm ³ (10 g) of Head TSL	condition	
SAR measured	100 mW input power	2.40 W/kg
SAR for nominal Head TSL parameters	normalized to 1W	23.8 W/kg ± 19.5 % (k=2)

Head TSL parameters at 5750 MHz

The following parameters and calculations were applied.

	Temperature	Permittivity	Conductivity
Nominal Head TSL parameters	22.0 °C	35.4	5.22 mho/m
Measured Head TSL parameters	(22.0 ± 0.2) °C	34.4 ± 6 %	5.03 mho/m ± 6 %
Head TSL temperature change during test	< 0.5 °C	----	----

SAR result with Head TSL at 5750 MHz

SAR averaged over 1 cm ³ (1 g) of Head TSL	Condition	
SAR measured	100 mW input power	8.06 W/kg
SAR for nominal Head TSL parameters	normalized to 1W	80.0 W/kg ± 19.9 % (k=2)

SAR averaged over 10 cm ³ (10 g) of Head TSL	condition	
SAR measured	100 mW input power	2.30 W/kg
SAR for nominal Head TSL parameters	normalized to 1W	22.8 W/kg ± 19.5 % (k=2)

Appendix (Additional assessments outside the scope of SCS 0108)

Antenna Parameters with Head TSL at 5250 MHz

Impedance, transformed to feed point	51.7 Ω - 6.2 $j\Omega$
Return Loss	- 24.0 dB

Antenna Parameters with Head TSL at 5600 MHz

Impedance, transformed to feed point	56.0 Ω - 2.7 $j\Omega$
Return Loss	- 24.1 dB

Antenna Parameters with Head TSL at 5750 MHz

Impedance, transformed to feed point	56.7 Ω - 1.0 $j\Omega$
Return Loss	- 23.9 dB

General Antenna Parameters and Design

Electrical Delay (one direction)	1.195 ns
----------------------------------	----------

After long term use with 100W radiated power, only a slight warming of the dipole near the feedpoint can be measured.

The dipole is made of standard semirigid coaxial cable. The center conductor of the feeding line is directly connected to the second arm of the dipole. The antenna is therefore short-circuited for DC-signals. On some of the dipoles, small end caps are added to the dipole arms in order to improve matching when loaded according to the position as explained in the "Measurement Conditions" paragraph. The SAR data are not affected by this change. The overall dipole length is still according to the Standard.

No excessive force must be applied to the dipole arms, because they might bend or the soldered connections near the feedpoint may be damaged.

Additional EUT Data

Manufactured by	SPEAG
-----------------	-------

Test Laboratory: SPEAG, Zurich, Switzerland

DUT: Dipole D5GHzV2; Type: D5GHzV2; Serial: D5GHzV2 - SN:1113

Communication System: UID 0 - CW; Frequency: 5250 MHz, Frequency: 5600 MHz,
Frequency: 5750 MHz

Medium parameters used: $f = 5250$ MHz; $\sigma = 4.53$ S/m; $\epsilon_r = 35.1$; $\rho = 1000$ kg/m³,

Medium parameters used: $f = 5600$ MHz; $\sigma = 4.88$ S/m; $\epsilon_r = 34.6$; $\rho = 1000$ kg/m³,

Medium parameters used: $f = 5750$ MHz; $\sigma = 5.03$ S/m; $\epsilon_r = 34.4$; $\rho = 1000$ kg/m³

Phantom section: Flat Section

Measurement Standard: DASY5 (IEEE/IEC/ANSI C63.19-2011)

DASY52 Configuration:

- Probe: EX3DV4 - SN3503; ConvF(5.4, 5.4, 5.4) @ 5250 MHz, ConvF(4.95, 4.95, 4.95) @ 5600 MHz, ConvF(4.98, 4.98, 4.98) @ 5750 MHz; Calibrated: 25.03.2019
- Sensor-Surface: 1.4mm (Mechanical Surface Detection)
- Electronics: DAE4 Sn601; Calibrated: 30.04.2019
- Phantom: Flat Phantom 5.0 (front); Type: QD 000 P50 AA; Serial: 1001
- DASY52 52.10.2(1504); SEMCAD X 14.6.12(7470)

Dipole Calibration for Head Tissue/Pin=100mW, dist=10mm, f=5250 MHz/Zoom Scan,

dist=1.4mm (8x8x7)/Cube 0: Measurement grid: dx=4mm, dy=4mm, dz=1.4mm

Reference Value = 78.54 V/m; Power Drift = 0.01 dB

Peak SAR (extrapolated) = 27.9 W/kg

SAR(1 g) = 8.09 W/kg; SAR(10 g) = 2.33 W/kg

Maximum value of SAR (measured) = 18.1 W/kg

Dipole Calibration for Head Tissue/Pin=100mW, dist=10mm, f=5600 MHz/Zoom Scan,

dist=1.4mm (8x8x7)/Cube 0: Measurement grid: dx=4mm, dy=4mm, dz=1.4mm

Reference Value = 78.00 V/m; Power Drift = 0.02 dB

Peak SAR (extrapolated) = 31.1 W/kg

SAR(1 g) = 8.40 W/kg; SAR(10 g) = 2.40 W/kg

Maximum value of SAR (measured) = 19.4 W/kg

Dipole Calibration for Head Tissue/Pin=100mW, dist=10mm, f=5750 MHz/Zoom Scan,

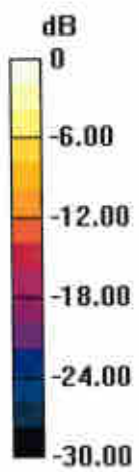
dist=1.4mm (8x8x7)/Cube 0: Measurement grid: dx=4mm, dy=4mm, dz=1.4mm

Reference Value = 75.13 V/m; Power Drift = 0.03 dB

Peak SAR (extrapolated) = 31.8 W/kg

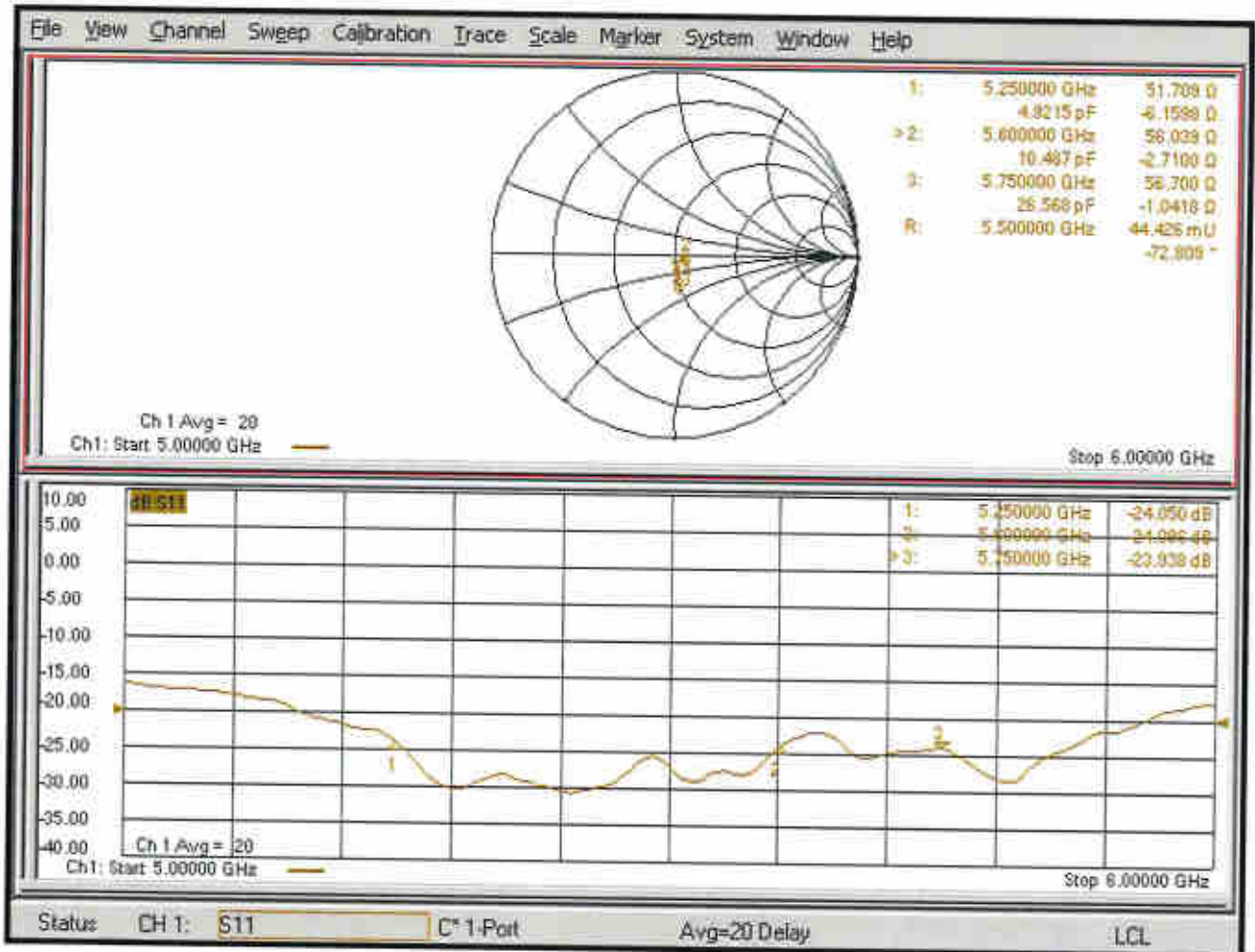
SAR(1 g) = 8.06 W/kg; SAR(10 g) = 2.30 W/kg

Maximum value of SAR (measured) = 19.0 W/kg



0 dB = 18.1 W/kg = 12.58 dBW/kg

Impedance Measurement Plot for Head TSL





Accredited by the Swiss Accreditation Service (SAS)

Accreditation No.: **SCS 0108**

The Swiss Accreditation Service is one of the signatories to the EA Multilateral Agreement for the recognition of calibration certificates

Client **Sporton-CN (Auden)**

Certificate No: **DAE4-1210_Jul19**

CALIBRATION CERTIFICATE

Object **DAE4 - SD 000 D04 BM - SN: 1210**

Calibration procedure(s) **QA CAL-06.v29
Calibration procedure for the data acquisition electronics (DAE)**

Calibration date: **July 23, 2019**

This calibration certificate documents the traceability to national standards, which realize the physical units of measurements (SI). The measurements and the uncertainties with confidence probability are given on the following pages and are part of the certificate.

All calibrations have been conducted in the closed laboratory facility: environment temperature $(22 \pm 3)^{\circ}\text{C}$ and humidity $< 70\%$.

Calibration Equipment used (M&TE critical for calibration)

Primary Standards	ID #	Cal Date (Certificate No.)	Scheduled Calibration
Keithley Multimeter Type 2001	SN: 0810278	03-Sep-18 (No:23488)	Sep-19
Secondary Standards	ID #	Check Date (in house)	Scheduled Check
Auto DAE Calibration Unit	SE UWS 053 AA 1001	07-Jan-19 (in house check)	In house check: Jan-20
Calibrator Box V2.1	SE UMS 006 AA 1002	07-Jan-19 (in house check)	In house check: Jan-20

	Name	Function	Signature
Calibrated by:	Adrian Gehring	Laboratory Technician	
Approved by:	Sven Kühn	Deputy Manager	

Issued: July 23, 2019

This calibration certificate shall not be reproduced except in full without written approval of the laboratory.



Accredited by the Swiss Accreditation Service (SAS)

The Swiss Accreditation Service is one of the signatories to the EA
Multilateral Agreement for the recognition of calibration certificates

Glossary

DAE	data acquisition electronics
Connector angle	information used in DASY system to align probe sensor X to the robot coordinate system.

Methods Applied and Interpretation of Parameters

- *DC Voltage Measurement:* Calibration Factor assessed for use in DASY system by comparison with a calibrated instrument traceable to national standards. The figure given corresponds to the full scale range of the voltmeter in the respective range.
- *Connector angle:* The angle of the connector is assessed measuring the angle mechanically by a tool inserted. Uncertainty is not required.
- The following parameters as documented in the Appendix contain technical information as a result from the performance test and require no uncertainty.
 - *DC Voltage Measurement Linearity:* Verification of the Linearity at +10% and -10% of the nominal calibration voltage. Influence of offset voltage is included in this measurement.
 - *Common mode sensitivity:* Influence of a positive or negative common mode voltage on the differential measurement.
 - *Channel separation:* Influence of a voltage on the neighbor channels not subject to an input voltage.
 - *AD Converter Values with inputs shorted:* Values on the internal AD converter corresponding to zero input voltage
 - *Input Offset Measurement:* Output voltage and statistical results over a large number of zero voltage measurements.
 - *Input Offset Current:* Typical value for information; Maximum channel input offset current, not considering the input resistance.
 - *Input resistance:* Typical value for information: DAE input resistance at the connector, during internal auto-zeroing and during measurement.
 - *Low Battery Alarm Voltage:* Typical value for information. Below this voltage, a battery alarm signal is generated.
 - *Power consumption:* Typical value for information. Supply currents in various operating modes.

DC Voltage Measurement

A/D - Converter Resolution nominal

High Range: 1LSB = 6.1 μ V, full range = -100...+300 mV
Low Range: 1LSB = 61nV, full range = -1.....+3mV

DASY measurement parameters: Auto Zero Time: 3 sec; Measuring time: 3 sec

Calibration Factors	X	Y	Z
High Range	404.166 \pm 0.02% (k=2)	404.988 \pm 0.02% (k=2)	405.096 \pm 0.02% (k=2)
Low Range	3.99856 \pm 1.50% (k=2)	3.98348 \pm 1.50% (k=2)	3.99912 \pm 1.50% (k=2)

Connector Angle

Connector Angle to be used in DASY system	345.5 $^{\circ}$ \pm 1 $^{\circ}$
---	-------------------------------------

Appendix (Additional assessments outside the scope of SCS0108)

1. DC Voltage Linearity

High Range		Reading (μV)	Difference (μV)	Error (%)
Channel X	+ Input	199994.14	-1.58	-0.00
Channel X	+ Input	20003.24	1.63	0.01
Channel X	- Input	-19999.69	2.15	-0.01
Channel Y	+ Input	199994.24	-1.47	-0.00
Channel Y	+ Input	19999.92	-1.59	-0.01
Channel Y	- Input	-20002.36	-0.45	0.00
Channel Z	+ Input	199993.01	-3.18	-0.00
Channel Z	+ Input	20001.72	0.33	0.00
Channel Z	- Input	-20001.83	0.22	-0.00

Low Range		Reading (μV)	Difference (μV)	Error (%)
Channel X	+ Input	2000.95	0.12	0.01
Channel X	+ Input	201.39	0.23	0.11
Channel X	- Input	-198.00	0.76	-0.38
Channel Y	+ Input	2000.37	-0.36	-0.02
Channel Y	+ Input	200.27	-0.81	-0.40
Channel Y	- Input	-199.65	-0.81	0.41
Channel Z	+ Input	2000.08	-0.54	-0.03
Channel Z	+ Input	200.54	-0.42	-0.21
Channel Z	- Input	-199.83	-0.88	0.44

2. Common mode sensitivity

DASY measurement parameters: Auto Zero Time: 3 sec; Measuring time: 3 sec

	Common mode Input Voltage (mV)	High Range Average Reading (μV)	Low Range Average Reading (μV)
Channel X	200	-6.17	-7.94
	- 200	9.53	7.51
Channel Y	200	-9.87	-9.68
	- 200	8.28	8.02
Channel Z	200	12.52	12.54
	- 200	-13.97	-14.14

3. Channel separation

DASY measurement parameters: Auto Zero Time: 3 sec; Measuring time: 3 sec

	Input Voltage (mV)	Channel X (μV)	Channel Y (μV)	Channel Z (μV)
Channel X	200	-	2.17	-3.57
Channel Y	200	8.43	-	2.81
Channel Z	200	9.90	6.07	-

4. AD-Converter Values with inputs shorted

DASY measurement parameters: Auto Zero Time: 3 sec; Measuring time: 3 sec

	High Range (LSB)	Low Range (LSB)
Channel X	15961	16608
Channel Y	15954	15680
Channel Z	15869	16574

5. Input Offset Measurement

DASY measurement parameters: Auto Zero Time: 3 sec; Measuring time: 3 sec

Input 10M Ω

	Average (μ V)	min. Offset (μ V)	max. Offset (μ V)	Std. Deviation (μ V)
Channel X	-0.75	-1.83	0.18	0.39
Channel Y	0.12	-0.92	0.78	0.38
Channel Z	1.30	-0.57	3.07	0.63

6. Input Offset Current

Nominal Input circuitry offset current on all channels: <25fA

7. Input Resistance (Typical values for information)

	Zeroing (kOhm)	Measuring (MOhm)
Channel X	200	200
Channel Y	200	200
Channel Z	200	200

8. Low Battery Alarm Voltage (Typical values for information)

Typical values	Alarm Level (VDC)
Supply (+ Vcc)	+7.9
Supply (- Vcc)	-7.6

9. Power Consumption (Typical values for information)

Typical values	Switched off (mA)	Stand by (mA)	Transmitting (mA)
Supply (+ Vcc)	+0.01	+6	+14
Supply (- Vcc)	-0.01	-8	-9



Accredited by the Swiss Accreditation Service (SAS)
The Swiss Accreditation Service is one of the signatories to the EA
Multilateral Agreement for the recognition of calibration certificates

Accreditation No.: **SCS 0108**

Client **Sporton**

Certificate No: **DAE4-1338_Nov19**

CALIBRATION CERTIFICATE

Object: **DAE4 - SD 000 D04 BM - SN: 1338**

Calibration procedure(s): **QA CAL-06.v29
Calibration procedure for the data acquisition electronics (DAE)**

Calibration date: **November 20, 2019**

This calibration certificate documents the traceability to national standards, which realize the physical units of measurements (SI).
The measurements and the uncertainties with confidence probability are given on the following pages and are part of the certificate.

All calibrations have been conducted in the closed laboratory facility: environment temperature (22 ± 3)°C and humidity < 70%.

Calibration Equipment used (M&TE critical for calibration)

Primary Standards	ID #	Cal Date (Certificate No.)	Scheduled Calibration
Keithley Multimeter Type 2001	SN: 0810278	03-Sep-19 (No.25949)	Sep-20
Secondary Standards	ID #	Check Date (in house)	Scheduled Check
Auto DAE Calibration Unit	SE LWS 053 AA 1001	07-Jan-19 (in house check)	In house check: Jan-20
Calibrator Box V2.1	SE UMS 006 AA 1002	07-Jan-19 (in house check)	In house check: Jan-20

Calibrated by:	Name Eric Hainfeld	Function Laboratory Technician	Signature
Approved by:	Name Sven Kühn	Deputy Manager	

Issued: November 20, 2019

This calibration certificate shall not be reproduced except in full without written approval of the laboratory.



Accredited by the Swiss Accreditation Service (SAS)

The Swiss Accreditation Service is one of the signatories to the EA Multilateral Agreement for the recognition of calibration certificates

Accreditation No.: **SCS 0108**

Glossary

DAE	data acquisition electronics
Connector angle	information used in DASY system to align probe sensor X to the robot coordinate system.

Methods Applied and Interpretation of Parameters

- *DC Voltage Measurement:* Calibration Factor assessed for use in DASY system by comparison with a calibrated instrument traceable to national standards. The figure given corresponds to the full scale range of the voltmeter in the respective range.
- *Connector angle:* The angle of the connector is assessed measuring the angle mechanically by a tool inserted. Uncertainty is not required.
- The following parameters as documented in the Appendix contain technical information as a result from the performance test and require no uncertainty.
 - *DC Voltage Measurement Linearity:* Verification of the Linearity at +10% and -10% of the nominal calibration voltage. Influence of offset voltage is included in this measurement.
 - *Common mode sensitivity:* Influence of a positive or negative common mode voltage on the differential measurement.
 - *Channel separation:* Influence of a voltage on the neighbor channels not subject to an input voltage.
 - *AD Converter Values with inputs shorted:* Values on the internal AD converter corresponding to zero input voltage
 - *Input Offset Measurement:* Output voltage and statistical results over a large number of zero voltage measurements.
 - *Input Offset Current:* Typical value for information; Maximum channel input offset current, not considering the input resistance.
 - *Input resistance:* Typical value for information: DAE input resistance at the connector, during internal auto-zeroing and during measurement.
 - *Low Battery Alarm Voltage:* Typical value for information. Below this voltage, a battery alarm signal is generated.
 - *Power consumption:* Typical value for information. Supply currents in various operating modes.

Appendix (Additional assessments outside the scope of SCS0108)

1. DC Voltage Linearity

High Range	Reading (μV)	Difference (μV)	Error (%)
Channel X + Input	200032.47	-3.15	-0.00
Channel X + Input	20005.24	-0.41	-0.00
Channel X - Input	-20006.33	-0.08	0.00
Channel Y + Input	200035.56	-0.12	-0.00
Channel Y + Input	20004.04	-1.44	-0.01
Channel Y - Input	-20008.42	-2.09	0.01
Channel Z + Input	200033.57	-2.10	-0.00
Channel Z + Input	20004.49	-0.96	-0.00
Channel Z - Input	-20008.50	-2.10	0.01

Low Range	Reading (μV)	Difference (μV)	Error (%)
Channel X + Input	2001.19	0.11	0.01
Channel X + Input	201.01	-0.01	-0.00
Channel X - Input	-199.18	-0.36	0.18
Channel Y + Input	2001.08	0.17	0.01
Channel Y + Input	199.87	-0.94	-0.47
Channel Y - Input	-200.25	-1.26	0.64
Channel Z + Input	2000.89	-0.01	-0.00
Channel Z + Input	199.87	-0.86	-0.43
Channel Z - Input	-199.91	-0.91	0.46

2. Common mode sensitivity

DASY measurement parameters: Auto Zero Time: 3 sec; Measuring time: 3 sec

	Common mode Input Voltage (mV)	High Range Average Reading (μV)	Low Range Average Reading (μV)
Channel X	200	7.80	5.74
	-200	-6.09	-7.67
Channel Y	200	-21.26	-21.58
	-200	19.76	19.35
Channel Z	200	-2.47	-2.52
	-200	0.78	0.74

3. Channel separation

DASY measurement parameters: Auto Zero Time: 3 sec; Measuring time: 3 sec

	Input Voltage (mV)	Channel X (μV)	Channel Y (μV)	Channel Z (μV)
Channel X	200	-	3.28	-2.96
Channel Y	200	7.86	-	4.97
Channel Z	200	8.87	6.08	-

DC Voltage Measurement

A/D - Converter Resolution nominal

High Range: 1LSB = 6.1 μ V , full range = -100...+300 mV

Low Range: 1LSB = 61nV , full range = -1.....+3mV

DASY measurement parameters: Auto Zero Time: 3 sec; Measuring time: 3 sec

Calibration Factors	X	Y	Z
High Range	403.688 \pm 0.02% (k=2)	404.268 \pm 0.02% (k=2)	404.224 \pm 0.02% (k=2)
Low Range	3.97425 \pm 1.50% (k=2)	3.97933 \pm 1.50% (k=2)	3.97493 \pm 1.50% (k=2)

Connector Angle

Connector Angle to be used in DASY system	239.5 $^{\circ}$ \pm 1 $^{\circ}$
---	-------------------------------------

4. AD-Converter Values with inputs shorted

DASY measurement parameters: Auto Zero Time: 3 sec; Measuring time: 3 sec

	High Range (LSB)	Low Range (LSB)
Channel X	16190	14025
Channel Y	16291	16862
Channel Z	16104	15099

5. Input Offset Measurement

DASY measurement parameters: Auto Zero Time: 3 sec; Measuring time: 3 sec

Input 10M Ω

	Average (μ V)	min. Offset (μ V)	max. Offset (μ V)	Std. Deviation (μ V)
Channel X	-0.07	-1.18	1.09	0.42
Channel Y	-0.64	-1.62	0.80	0.39
Channel Z	-0.63	-1.81	0.20	0.36

6. Input Offset Current

Nominal Input circuitry offset current on all channels: <25fA

7. Input Resistance (Typical values for information)

	Zeroing (kOhm)	Measuring (MOhm)
Channel X	200	200
Channel Y	200	200
Channel Z	200	200

8. Low Battery Alarm Voltage (Typical values for information)

Typical values	Alarm Level (VDC)
Supply (+ Vcc)	+7.9
Supply (- Vcc)	-7.6

9. Power Consumption (Typical values for information)

Typical values	Switched off (mA)	Stand by (mA)	Transmitting (mA)
Supply (+ Vcc)	+0.01	+6	+14
Supply (- Vcc)	-0.01	-8	-9



Accredited by the Swiss Accreditation Service (SAS)
The Swiss Accreditation Service is one of the signatories to the EA
Multilateral Agreement for the recognition of calibration certificates

Accreditation No.: **SCS 0108**

Client **Sporton**

Certificate No: **EX3-3857_May19**

CALIBRATION CERTIFICATE

Object **EX3DV4 - SN:3857**

Calibration procedure(s) **QA CAL-01.v9, QA CAL-14.v5, QA CAL-23.v5, QA CAL-25.v7
Calibration procedure for dosimetric E-field probes**

Calibration date: **May 27, 2019**

This calibration certificate documents the traceability to national standards, which realize the physical units of measurements (SI).
The measurements and the uncertainties with confidence probability are given on the following pages and are part of the certificate.

All calibrations have been conducted in the closed laboratory facility: environment temperature (22 ± 3)°C and humidity < 70%.

Calibration Equipment used (M&TE critical for calibration)

Primary Standards	ID	Cal Date (Certificate No.)	Scheduled Calibration
Power meter NRP	SN: 104778	03-Apr-19 (No. 217-02892/02893)	Apr-20
Power sensor NRP-Z91	SN: 103244	03-Apr-19 (No. 217-02892)	Apr-20
Power sensor NRP-Z91	SN: 103245	03-Apr-19 (No. 217-02893)	Apr-20
Reference 20 dB Attenuator	SN: S5277 (20x)	04-Apr-19 (No. 217-02894)	Apr-20
DAE4	SN: 660	19-Dec-18 (No. DAE4-660 Dec18)	Dec-19
Reference Probe ES3DV2	SN: 3013	31-Dec-18 (No. ES3-3013 Dec18)	Dec-19
Secondary Standards	ID	Check Date (in house)	Scheduled Check
Power meter E4419B	SN: GB41293874	06-Apr-16 (in house check Jun-16)	In house check: Jun-20
Power sensor E4412A	SN: MY41498087	06-Apr-16 (in house check Jun-16)	In house check: Jun-20
Power sensor E4412A	SN: 000110210	06-Apr-16 (in house check Jun-16)	In house check: Jun-20
RF generator HP 8648C	SN: US3642U01700	04-Aug-99 (in house check Jun-16)	In house check: Jun-20
Network Analyzer E8358A	SN: US41080477	31-Mar-14 (in house check Oct-18)	In house check: Oct-19

	Name	Function	Signature
Calibrated by:	Jeton Kastrati	Laboratory Technician	
Approved by:	Katja Pokovic	Technical Manager	
			Issued: May 28, 2019
This calibration certificate shall not be reproduced except in full without written approval of the laboratory.			



Accredited by the Swiss Accreditation Service (SAS)

Accreditation No.: **SCS 0108**

The Swiss Accreditation Service is one of the signatories to the EA
Multilateral Agreement for the recognition of calibration certificates

Glossary:

TSL	tissue simulating liquid
NORM _{x,y,z}	sensitivity in free space
ConvF	sensitivity in TSL / NORM _{x,y,z}
DCP	diode compression point
CF	crest factor (1/duty_cycle) of the RF signal
A, B, C, D	modulation dependent linearization parameters
Polarization φ	φ rotation around probe axis
Polarization ϑ	ϑ rotation around an axis that is in the plane normal to probe axis (at measurement center), i.e., $\vartheta = 0$ is normal to probe axis
Connector Angle	information used in DASY system to align probe sensor X to the robot coordinate system

Calibration is Performed According to the Following Standards:

- IEEE Std 1528-2013, "IEEE Recommended Practice for Determining the Peak Spatial-Averaged Specific Absorption Rate (SAR) in the Human Head from Wireless Communications Devices: Measurement Techniques", June 2013
- IEC 62209-1, "Measurement procedure for the assessment of Specific Absorption Rate (SAR) from hand-held and body-mounted devices used next to the ear (frequency range of 300 MHz to 6 GHz)", July 2016
- IEC 62209-2, "Procedure to determine the Specific Absorption Rate (SAR) for wireless communication devices used in close proximity to the human body (frequency range of 30 MHz to 6 GHz)", March 2010
- KDB 865664, "SAR Measurement Requirements for 100 MHz to 6 GHz"

Methods Applied and Interpretation of Parameters:

- NORM_{x,y,z}**: Assessed for E-field polarization $\vartheta = 0$ ($f \leq 900$ MHz in TEM-cell; $f > 1800$ MHz: R22 waveguide). NORM_{x,y,z} are only intermediate values, i.e., the uncertainties of NORM_{x,y,z} does not affect the E²-field uncertainty inside TSL (see below ConvF).
- NORM(f)_{x,y,z}** = NORM_{x,y,z} * frequency_response (see Frequency Response Chart). This linearization is implemented in DASY4 software versions later than 4.2. The uncertainty of the frequency response is included in the stated uncertainty of ConvF.
- DCP_{x,y,z}**: DCP are numerical linearization parameters assessed based on the data of power sweep with CW signal (no uncertainty required). DCP does not depend on frequency nor media.
- PAR**: PAR is the Peak to Average Ratio that is not calibrated but determined based on the signal characteristics
- A_{x,y,z}; B_{x,y,z}; C_{x,y,z}; D_{x,y,z}; VR_{x,y,z}**: A, B, C, D are numerical linearization parameters assessed based on the data of power sweep for specific modulation signal. The parameters do not depend on frequency nor media. VR is the maximum calibration range expressed in RMS voltage across the diode.
- ConvF and Boundary Effect Parameters**: Assessed in flat phantom using E-field (or Temperature Transfer Standard for $f \leq 800$ MHz) and inside waveguide using analytical field distributions based on power measurements for $f > 800$ MHz. The same setups are used for assessment of the parameters applied for boundary compensation (alpha, depth) of which typical uncertainty values are given. These parameters are used in DASY4 software to improve probe accuracy close to the boundary. The sensitivity in TSL corresponds to NORM_{x,y,z} * ConvF whereby the uncertainty corresponds to that given for ConvF. A frequency dependent ConvF is used in DASY version 4.4 and higher which allows extending the validity from ± 50 MHz to ± 100 MHz.
- Spherical isotropy (3D deviation from isotropy)**: in a field of low gradients realized using a flat phantom exposed by a patch antenna.
- Sensor Offset**: The sensor offset corresponds to the offset of virtual measurement center from the probe tip (on probe axis). No tolerance required.
- Connector Angle**: The angle is assessed using the information gained by determining the NORM_x (no uncertainty required).

DASY/EASY - Parameters of Probe: EX3DV4 - SN:3857

Basic Calibration Parameters

	Sensor X	Sensor Y	Sensor Z	Unc (k=2)
Norm ($\mu\text{V}/(\text{V}/\text{m})^2$) ^A	0.17	0.43	0.45	$\pm 10.1\%$
DCP (mV) ^B	102.0	100.4	103.0	

Calibration Results for Modulation Response

UID	Communication System Name		A dB	B dB μV	C	D dB	VR mV	Max dev.	Max Unc ^E (k=2)
0	CW	X	0.00	0.00	1.00	0.00	149.1	$\pm 3.5\%$	$\pm 4.7\%$
		Y	0.00	0.00	1.00		142.5		
		Z	0.00	0.00	1.00		128.7		
10352-AAA	Pulse Waveform (200Hz, 10%)	X	5.02	71.79	14.46	10.00	60.0	$\pm 3.0\%$	$\pm 9.6\%$
		Y	15.00	85.65	19.05		60.0		
		Z	15.00	87.33	19.76		60.0		
10353-AAA	Pulse Waveform (200Hz, 20%)	X	4.88	73.94	13.94	6.99	80.0	$\pm 1.7\%$	$\pm 9.6\%$
		Y	15.00	86.82	18.12		80.0		
		Z	15.00	88.67	19.12		80.0		
10354-AAA	Pulse Waveform (200Hz, 40%)	X	7.38	78.94	13.73	3.98	95.0	$\pm 1.4\%$	$\pm 9.6\%$
		Y	15.00	86.36	16.11		95.0		
		Z	15.00	93.83	20.13		95.0		
10355-AAA	Pulse Waveform (200Hz, 60%)	X	0.64	63.16	6.75	2.22	120.0	$\pm 1.5\%$	$\pm 9.6\%$
		Y	13.05	81.68	12.64		120.0		
		Z	15.00	101.47	22.26		120.0		
10387-AAA	QPSK Waveform, 1 MHz	X	1.68	72.66	15.43	0.00	150.0	$\pm 2.7\%$	$\pm 9.6\%$
		Y	0.57	60.00	7.58		150.0		
		Z	0.99	66.12	11.92		150.0		
10388-AAA	QPSK Waveform, 10 MHz	X	3.08	73.93	18.74	0.00	150.0	$\pm 1.2\%$	$\pm 9.6\%$
		Y	2.07	67.07	15.14		150.0		
		Z	2.60	71.16	17.43		150.0		
10396-AAA	64-QAM Waveform, 100 kHz	X	3.51	72.69	19.87	3.01	150.0	$\pm 1.6\%$	$\pm 9.6\%$
		Y	2.69	68.94	18.38		150.0		
		Z	3.62	74.43	20.55		150.0		
10399-AAA	64-QAM Waveform, 40 MHz	X	3.84	69.00	17.04	0.00	150.0	$\pm 2.3\%$	$\pm 9.6\%$
		Y	3.40	66.62	15.52		150.0		
		Z	3.68	68.33	16.53		150.0		
10414-AAA	WLAN CCDF, 64-QAM, 40MHz	X	5.12	66.37	16.23	0.00	150.0	$\pm 4.3\%$	$\pm 9.6\%$
		Y	4.79	65.33	15.44		150.0		
		Z	4.99	66.28	15.97		150.0		

Note: For details on UID parameters see Appendix

The reported uncertainty of measurement is stated as the standard uncertainty of measurement multiplied by the coverage factor $k=2$, which for a normal distribution corresponds to a coverage probability of approximately 95%.

^A The uncertainties of Norm X,Y,Z do not affect the E^2 -field uncertainty inside TSL (see Page 5).

^B Numerical linearization parameter: uncertainty not required.

^E Uncertainty is determined using the max. deviation from linear response applying rectangular distribution and is expressed for the square of the field value.

DASY/EASY - Parameters of Probe: EX3DV4 - SN:3857

Sensor Model Parameters

	C1 fF	C2 fF	α V ⁻¹	T1 ms.V ⁻³	T2 ms.V ⁻¹	T3 ms	T4 V ⁻²	T5 V ⁻¹	T6
X	59.0	455.93	38.07	9.66	1.32	5.00	0.00	0.69	1.01
Y	45.9	356.07	37.98	10.21	0.83	5.05	0.00	0.48	1.01
Z	48.1	356.44	35.21	11.94	0.51	5.06	1.47	0.28	1.01

Other Probe Parameters

Sensor Arrangement	Triangular
Connector Angle (°)	-43.5
Mechanical Surface Detection Mode	enabled
Optical Surface Detection Mode	disabled
Probe Overall Length	337 mm
Probe Body Diameter	10 mm
Tip Length	9 mm
Tip Diameter	2.5 mm
Probe Tip to Sensor X Calibration Point	1 mm
Probe Tip to Sensor Y Calibration Point	1 mm
Probe Tip to Sensor Z Calibration Point	1 mm
Recommended Measurement Distance from Surface	1.4 mm

DASY/EASY - Parameters of Probe: EX3DV4 - SN:3857

Calibration Parameter Determined in Head Tissue Simulating Media

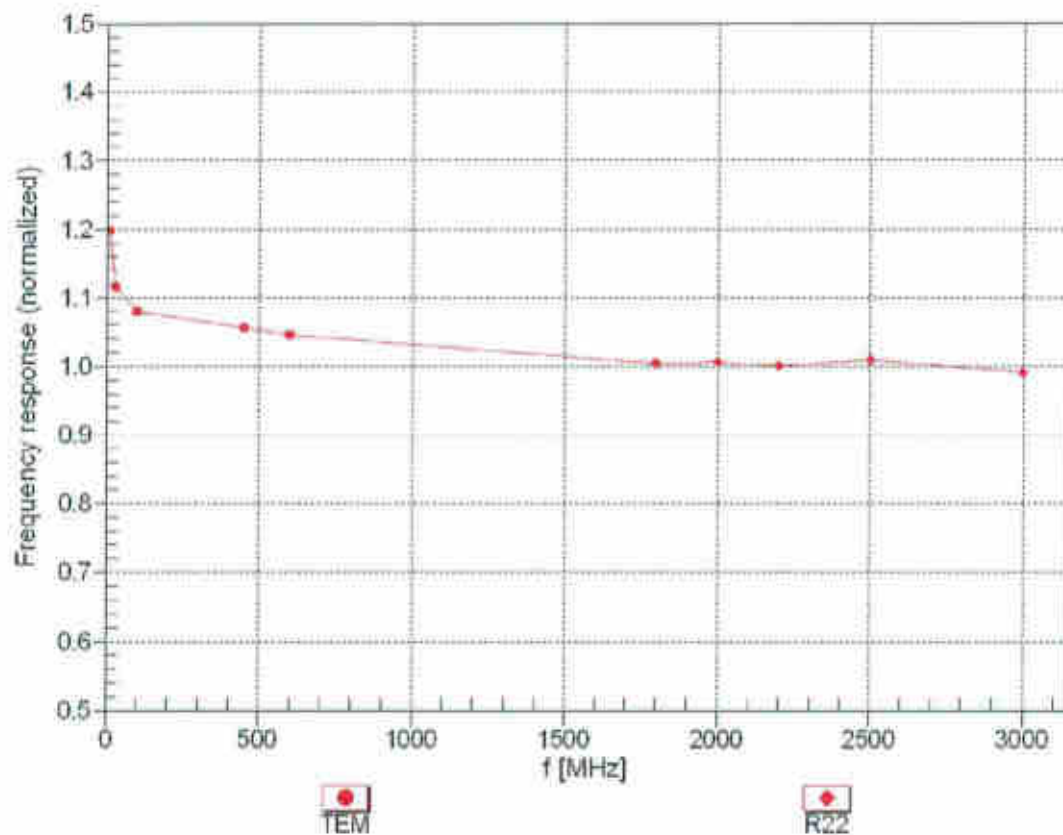
f (MHz) ^C	Relative Permittivity ^F	Conductivity (S/m) ^F	ConvF X	ConvF Y	ConvF Z	Alpha ^G	Depth ^G (mm)	Unc (k=2)
750	41.9	0.89	9.77	9.77	9.77	0.42	0.99	± 12.0 %
835	41.5	0.90	9.48	9.48	9.48	0.46	0.80	± 12.0 %
900	41.5	0.97	9.34	9.34	9.34	0.29	1.12	± 12.0 %
1750	40.1	1.37	8.46	8.46	8.46	0.34	0.80	± 12.0 %
1900	40.0	1.40	8.10	8.10	8.10	0.34	0.80	± 12.0 %
2000	40.0	1.40	8.04	8.04	8.04	0.26	0.88	± 12.0 %
2300	39.5	1.67	7.88	7.88	7.88	0.33	0.90	± 12.0 %
2450	39.2	1.80	7.50	7.50	7.50	0.37	0.93	± 12.0 %
2600	39.0	1.96	7.31	7.31	7.31	0.35	0.93	± 12.0 %
3300	38.2	2.71	6.96	6.96	6.96	0.30	1.25	± 14.0 %
3500	37.9	2.91	6.92	6.92	6.92	0.30	1.25	± 14.0 %
3700	37.7	3.12	6.65	6.65	6.65	0.30	1.25	± 14.0 %
3900	37.5	3.32	6.60	6.60	6.60	0.40	1.60	± 14.0 %
4100	37.2	3.53	5.99	5.99	5.99	0.40	1.60	± 14.0 %
4200	37.1	3.63	5.98	5.98	5.98	0.40	1.70	± 14.0 %
4400	36.9	3.84	5.86	5.86	5.86	0.45	1.75	± 14.0 %
4600	36.7	4.04	5.83	5.83	5.83	0.45	1.75	± 14.0 %
4800	36.4	4.25	5.73	5.73	5.73	0.45	1.75	± 14.0 %
4950	36.3	4.40	5.53	5.53	5.53	0.40	1.80	± 14.0 %
5250	35.9	4.71	5.19	5.19	5.19	0.40	1.80	± 14.0 %
5600	35.5	5.07	4.92	4.92	4.92	0.40	1.80	± 14.0 %
5750	35.4	5.22	5.17	5.17	5.17	0.40	1.80	± 14.0 %

^C Frequency validity above 300 MHz of ± 100 MHz only applies for DASY v4.4 and higher (see Page 2), else it is restricted to ± 50 MHz. The uncertainty is the RSS of the ConvF uncertainty at calibration frequency and the uncertainty for the indicated frequency band. Frequency validity below 300 MHz is ± 10, 25, 40, 50 and 70 MHz for ConvF assessments at 30, 64, 128, 150 and 220 MHz respectively. Validity of ConvF assessed at 6 MHz is 4-9 MHz, and ConvF assessed at 13 MHz is 9-19 MHz. Above 5 GHz frequency validity can be extended to ± 110 MHz.

^F At frequencies below 3 GHz, the validity of tissue parameters (ϵ and σ) can be relaxed to ± 10% if liquid compensation formula is applied to measured SAR values. At frequencies above 3 GHz, the validity of tissue parameters (ϵ and σ) is restricted to ± 5%. The uncertainty is the RSS of the ConvF uncertainty for indicated target tissue parameters.

^G Alpha/Depth are determined during calibration. SPEAG warrants that the remaining deviation due to the boundary effect after compensation is always less than ± 1% for frequencies below 3 GHz and below ± 2% for frequencies between 3-6 GHz at any distance larger than half the probe tip diameter from the boundary.

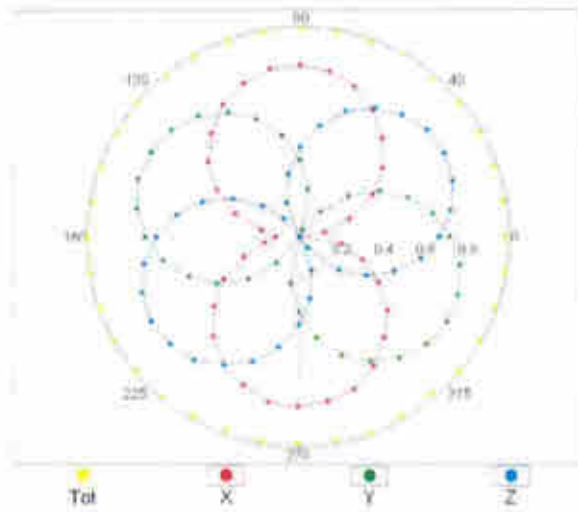
Frequency Response of E-Field (TEM-Cell:ifi110 EXX, Waveguide: R22)



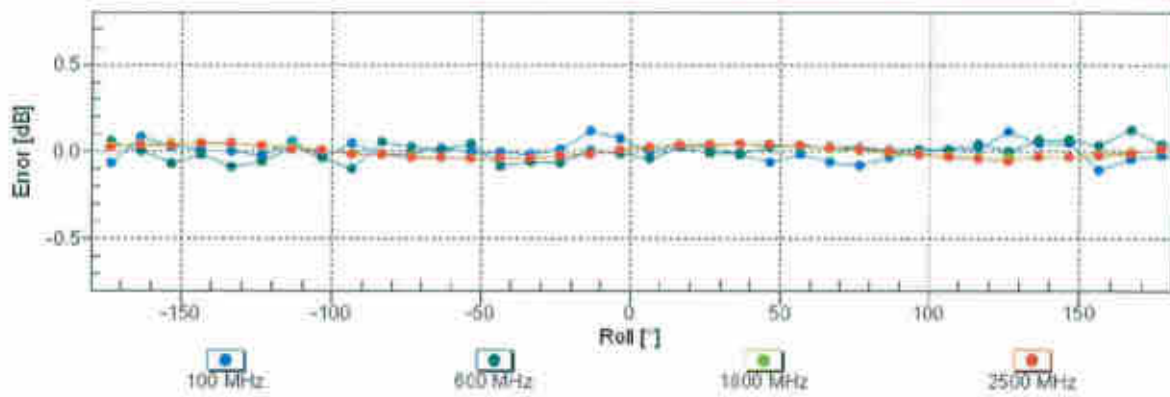
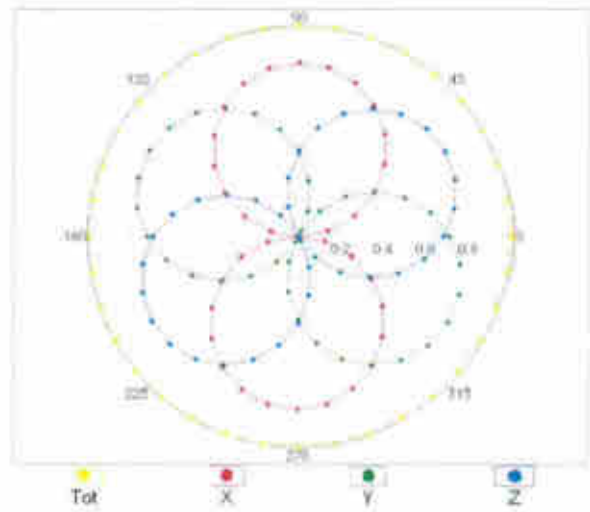
Uncertainty of Frequency Response of E-field: $\pm 6.3\%$ (k=2)

Receiving Pattern (ϕ), $\theta = 0^\circ$

f=600 MHz,TEM

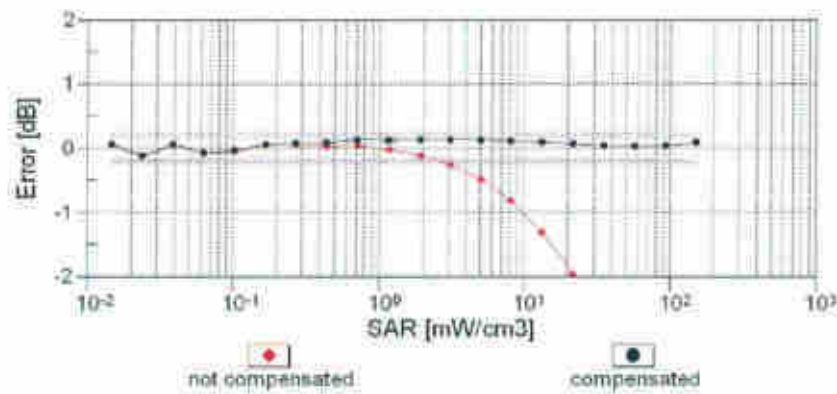
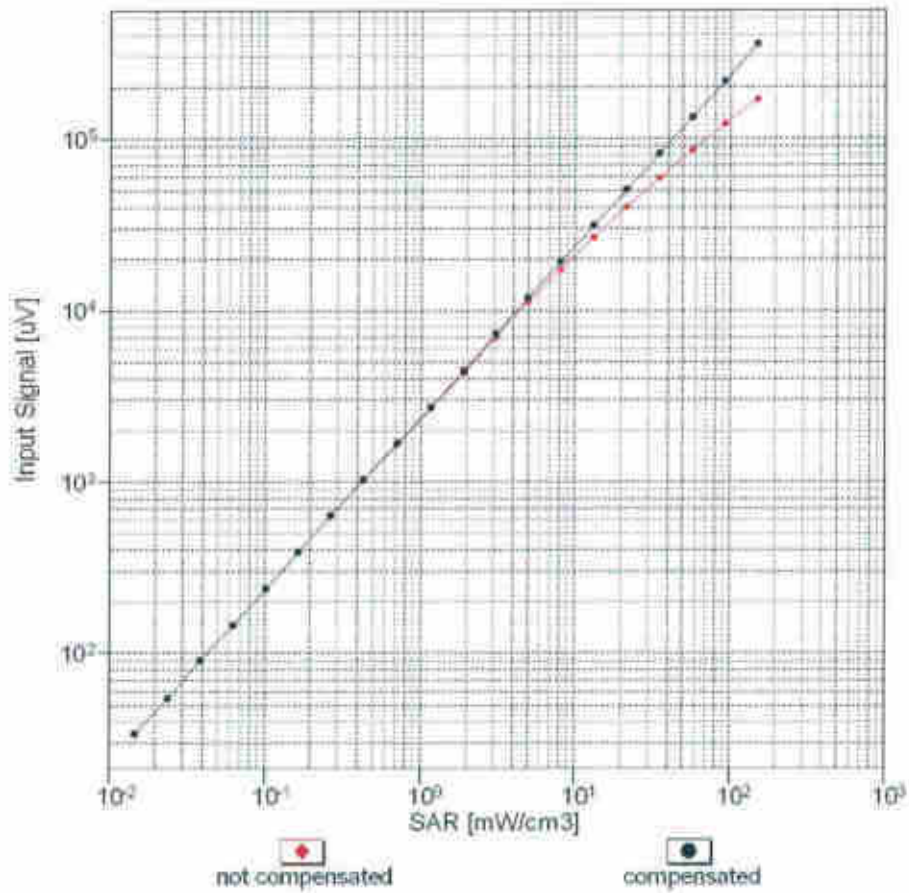


f=1800 MHz,R22



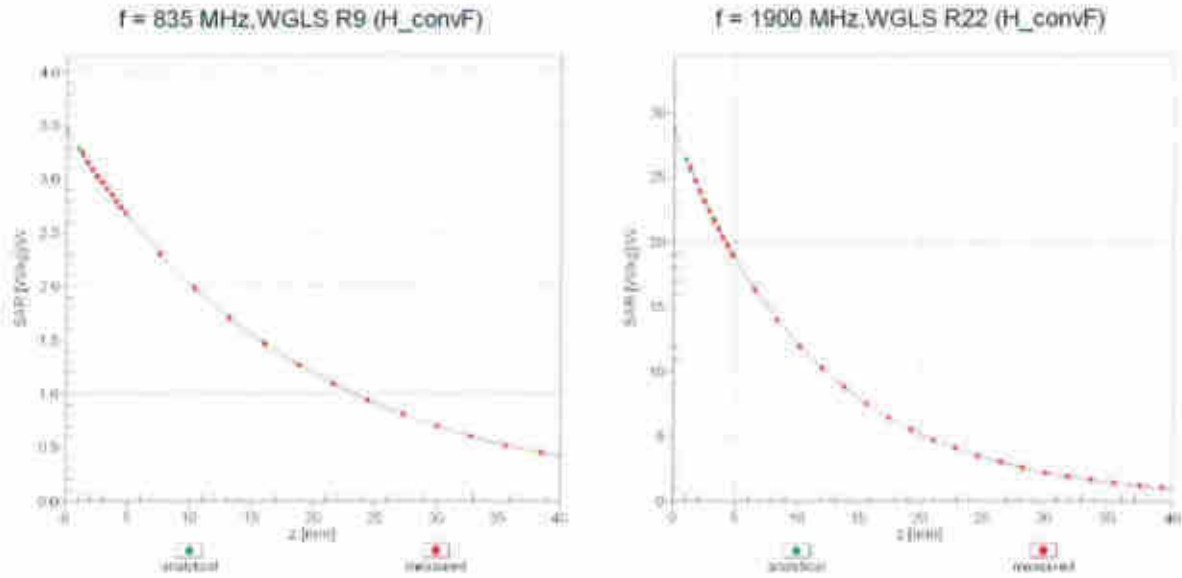
Uncertainty of Axial Isotropy Assessment: $\pm 0.5\%$ (k=2)

Dynamic Range f(SAR_{head}) (TEM cell , f_{eval}= 1900 MHz)



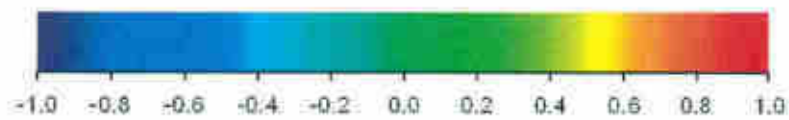
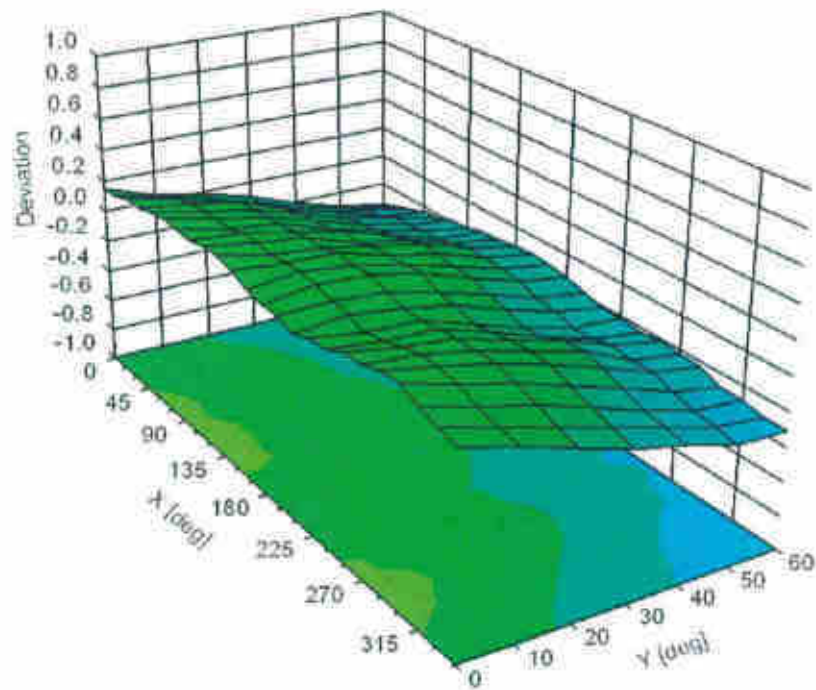
Uncertainty of Linearity Assessment: ± 0.6% (k=2)

Conversion Factor Assessment



Deviation from Isotropy in Liquid

Error (ϕ, θ), f = 900 MHz



Uncertainty of Spherical Isotropy Assessment: $\pm 2.6\%$ (k=2)

Appendix: Modulation Calibration Parameters

UID	Rev	Communication System Name	Group	PAR (dB)	Unc ^F (k=2)
0		CW	CW	0.00	± 4.7 %
10010	CAA	SAR Validation (Square, 100ms, 10ms)	Test	10.00	± 9.6 %
10011	CAB	UMTS-FDD (WCDMA)	WCDMA	2.91	± 9.6 %
10012	CAB	IEEE 802.11b WiFi 2.4 GHz (DSSS, 1 Mbps)	WLAN	1.87	± 9.6 %
10013	CAB	IEEE 802.11g WiFi 2.4 GHz (DSSS-OFDM, 6 Mbps)	WLAN	9.46	± 9.6 %
10021	DAC	GSM-FDD (TDMA, GMSK)	GSM	9.39	± 9.6 %
10023	DAC	GPRS-FDD (TDMA, GMSK, TN 0)	GSM	9.57	± 9.6 %
10024	DAC	GPRS-FDD (TDMA, GMSK, TN 0-1)	GSM	6.56	± 9.6 %
10025	DAC	EDGE-FDD (TDMA, 8PSK, TN 0)	GSM	12.62	± 9.6 %
10026	DAC	EDGE-FDD (TDMA, 8PSK, TN 0-1)	GSM	9.55	± 9.6 %
10027	DAC	GPRS-FDD (TDMA, GMSK, TN 0-1-2)	GSM	4.80	± 9.6 %
10028	DAC	GPRS-FDD (TDMA, GMSK, TN 0-1-2-3)	GSM	3.55	± 9.6 %
10029	DAC	EDGE-FDD (TDMA, 8PSK, TN 0-1-2)	GSM	7.78	± 9.6 %
10030	CAA	IEEE 802.15.1 Bluetooth (GFSK, DH1)	Bluetooth	5.30	± 9.6 %
10031	CAA	IEEE 802.15.1 Bluetooth (GFSK, DH3)	Bluetooth	1.87	± 9.6 %
10032	CAA	IEEE 802.15.1 Bluetooth (GFSK, DH5)	Bluetooth	1.16	± 9.6 %
10033	CAA	IEEE 802.15.1 Bluetooth (PI/4-DQPSK, DH1)	Bluetooth	7.74	± 9.6 %
10034	CAA	IEEE 802.15.1 Bluetooth (PI/4-DQPSK, DH3)	Bluetooth	4.53	± 9.6 %
10035	CAA	IEEE 802.15.1 Bluetooth (PI/4-DQPSK, DH5)	Bluetooth	3.83	± 9.6 %
10036	CAA	IEEE 802.15.1 Bluetooth (B-DPSK, DH1)	Bluetooth	8.01	± 9.6 %
10037	CAA	IEEE 802.15.1 Bluetooth (B-DPSK, DH3)	Bluetooth	4.77	± 9.6 %
10038	CAA	IEEE 802.15.1 Bluetooth (B-DPSK, DH5)	Bluetooth	4.10	± 9.6 %
10039	CAB	CDMA2000 (1xRTT, RC1)	CDMA2000	4.57	± 9.6 %
10042	CAB	IS-54 / IS-136 FDD (TDMA/FDM, PI/4-DQPSK, Halfrate)	AMPS	7.78	± 9.6 %
10044	CAA	IS-91/EIA/TIA-553 FDD (FDMA, FM)	AMPS	0.00	± 9.6 %
10048	CAA	DECT (TDD, TDMA/FDM, GFSK, Full Slot, 24)	DECT	13.80	± 9.6 %
10049	CAA	DECT (TDD, TDMA/FDM, GFSK, Double Slot, 12)	DECT	10.79	± 9.6 %
10056	CAA	UMTS-TDD (TD-SCDMA, 1.28 Mcps)	TD-SCDMA	11.01	± 9.6 %
10058	DAC	EDGE-FDD (TDMA, 8PSK, TN 0-1-2-3)	GSM	6.52	± 9.6 %
10059	CAB	IEEE 802.11b WiFi 2.4 GHz (DSSS, 2 Mbps)	WLAN	2.12	± 9.6 %
10060	CAB	IEEE 802.11b WiFi 2.4 GHz (DSSS, 5.5 Mbps)	WLAN	2.83	± 9.6 %
10061	CAB	IEEE 802.11b WiFi 2.4 GHz (DSSS, 11 Mbps)	WLAN	3.60	± 9.6 %
10062	CAC	IEEE 802.11a/h WiFi 5 GHz (OFDM, 6 Mbps)	WLAN	8.68	± 9.6 %
10063	CAC	IEEE 802.11a/h WiFi 5 GHz (OFDM, 9 Mbps)	WLAN	8.63	± 9.6 %
10064	CAC	IEEE 802.11a/h WiFi 5 GHz (OFDM, 12 Mbps)	WLAN	9.09	± 9.6 %
10065	CAC	IEEE 802.11a/h WiFi 5 GHz (OFDM, 18 Mbps)	WLAN	9.00	± 9.6 %
10066	CAC	IEEE 802.11a/h WiFi 5 GHz (OFDM, 24 Mbps)	WLAN	9.38	± 9.6 %
10067	CAC	IEEE 802.11a/h WiFi 5 GHz (OFDM, 36 Mbps)	WLAN	10.12	± 9.6 %
10068	CAC	IEEE 802.11a/h WiFi 5 GHz (OFDM, 48 Mbps)	WLAN	10.24	± 9.6 %
10069	CAC	IEEE 802.11a/h WiFi 5 GHz (OFDM, 54 Mbps)	WLAN	10.56	± 9.6 %
10071	CAB	IEEE 802.11g WiFi 2.4 GHz (DSSS/OFDM, 9 Mbps)	WLAN	9.83	± 9.6 %
10072	CAB	IEEE 802.11g WiFi 2.4 GHz (DSSS/OFDM, 12 Mbps)	WLAN	9.62	± 9.6 %
10073	CAB	IEEE 802.11g WiFi 2.4 GHz (DSSS/OFDM, 18 Mbps)	WLAN	9.94	± 9.6 %
10074	CAB	IEEE 802.11g WiFi 2.4 GHz (DSSS/OFDM, 24 Mbps)	WLAN	10.30	± 9.6 %
10075	CAB	IEEE 802.11g WiFi 2.4 GHz (DSSS/OFDM, 36 Mbps)	WLAN	10.77	± 9.6 %
10076	CAB	IEEE 802.11g WiFi 2.4 GHz (DSSS/OFDM, 48 Mbps)	WLAN	10.94	± 9.6 %
10077	CAB	IEEE 802.11g WiFi 2.4 GHz (DSSS/OFDM, 54 Mbps)	WLAN	11.00	± 9.6 %
10081	CAB	CDMA2000 (1xRTT, RC3)	CDMA2000	3.97	± 9.6 %
10082	CAB	IS-54 / IS-136 FDD (TDMA/FDM, PI/4-DQPSK, Fullrate)	AMPS	4.77	± 9.6 %
10090	DAC	GPRS-FDD (TDMA, GMSK, TN 0-4)	GSM	6.56	± 9.6 %
10097	CAB	UMTS-FDD (HSDPA)	WCDMA	3.98	± 9.6 %
10098	CAB	UMTS-FDD (HSUPA, Subtest 2)	WCDMA	3.98	± 9.6 %
10099	DAC	EDGE-FDD (TDMA, 8PSK, TN 0-4)	GSM	9.55	± 9.6 %
10100	CAE	LTE-FDD (SC-FDMA, 100% RB, 20 MHz, QPSK)	LTE-FDD	5.67	± 9.6 %
10101	CAE	LTE-FDD (SC-FDMA, 100% RB, 20 MHz, 16-QAM)	LTE-FDD	6.42	± 9.6 %
10102	CAE	LTE-FDD (SC-FDMA, 100% RB, 20 MHz, 64-QAM)	LTE-FDD	6.60	± 9.6 %
10103	CAG	LTE-TDD (SC-FDMA, 100% RB, 20 MHz, QPSK)	LTE-TDD	9.29	± 9.6 %
10104	CAG	LTE-TDD (SC-FDMA, 100% RB, 20 MHz, 16-QAM)	LTE-TDD	9.97	± 9.6 %
10105	CAG	LTE-TDD (SC-FDMA, 100% RB, 20 MHz, 64-QAM)	LTE-TDD	10.01	± 9.6 %
10108	CAG	LTE-FDD (SC-FDMA, 100% RB, 10 MHz, QPSK)	LTE-FDD	5.80	± 9.6 %

10109	CAG	LTE-FDD (SC-FDMA, 100% RB, 10 MHz, 16-QAM)	LTE-FDD	6.43	±9.6%
10110	CAG	LTE-FDD (SC-FDMA, 100% RB, 5 MHz, QPSK)	LTE-FDD	5.75	±9.6%
10111	CAG	LTE-FDD (SC-FDMA, 100% RB, 5 MHz, 16-QAM)	LTE-FDD	6.44	±9.6%
10112	CAG	LTE-FDD (SC-FDMA, 100% RB, 10 MHz, 64-QAM)	LTE-FDD	6.59	±9.6%
10113	CAG	LTE-FDD (SC-FDMA, 100% RB, 5 MHz, 64-QAM)	LTE-FDD	6.62	±9.6%
10114	CAC	IEEE 802.11n (HT Greenfield, 13.5 Mbps, BPSK)	WLAN	8.10	±9.6%
10115	CAC	IEEE 802.11n (HT Greenfield, 81 Mbps, 16-QAM)	WLAN	8.46	±9.6%
10116	CAC	IEEE 802.11n (HT Greenfield, 135 Mbps, 64-QAM)	WLAN	8.15	±9.6%
10117	CAC	IEEE 802.11n (HT Mixed, 13.5 Mbps, BPSK)	WLAN	8.07	±9.6%
10118	CAC	IEEE 802.11n (HT Mixed, 81 Mbps, 16-QAM)	WLAN	8.59	±9.6%
10119	CAC	IEEE 802.11n (HT Mixed, 135 Mbps, 64-QAM)	WLAN	8.13	±9.6%
10140	CAE	LTE-FDD (SC-FDMA, 100% RB, 15 MHz, 16-QAM)	LTE-FDD	6.49	±9.6%
10141	CAE	LTE-FDD (SC-FDMA, 100% RB, 15 MHz, 64-QAM)	LTE-FDD	6.53	±9.6%
10142	CAE	LTE-FDD (SC-FDMA, 100% RB, 3 MHz, QPSK)	LTE-FDD	5.73	±9.6%
10143	CAE	LTE-FDD (SC-FDMA, 100% RB, 3 MHz, 16-QAM)	LTE-FDD	6.35	±9.6%
10144	CAE	LTE-FDD (SC-FDMA, 100% RB, 3 MHz, 64-QAM)	LTE-FDD	6.65	±9.6%
10145	CAF	LTE-FDD (SC-FDMA, 100% RB, 1.4 MHz, QPSK)	LTE-FDD	5.76	±9.6%
10146	CAF	LTE-FDD (SC-FDMA, 100% RB, 1.4 MHz, 16-QAM)	LTE-FDD	6.41	±9.6%
10147	CAF	LTE-FDD (SC-FDMA, 100% RB, 1.4 MHz, 64-QAM)	LTE-FDD	6.72	±9.6%
10149	CAE	LTE-FDD (SC-FDMA, 50% RB, 20 MHz, 16-QAM)	LTE-FDD	6.42	±9.6%
10150	CAE	LTE-FDD (SC-FDMA, 50% RB, 20 MHz, 64-QAM)	LTE-FDD	6.60	±9.6%
10151	CAG	LTE-TDD (SC-FDMA, 50% RB, 20 MHz, QPSK)	LTE-TDD	9.28	±9.6%
10152	CAG	LTE-TDD (SC-FDMA, 50% RB, 20 MHz, 16-QAM)	LTE-TDD	9.92	±9.6%
10153	CAG	LTE-TDD (SC-FDMA, 50% RB, 20 MHz, 64-QAM)	LTE-TDD	10.05	±9.6%
10154	CAG	LTE-FDD (SC-FDMA, 50% RB, 10 MHz, QPSK)	LTE-FDD	5.75	±9.6%
10155	CAG	LTE-FDD (SC-FDMA, 50% RB, 10 MHz, 16-QAM)	LTE-FDD	6.43	±9.6%
10156	CAG	LTE-FDD (SC-FDMA, 50% RB, 5 MHz, QPSK)	LTE-FDD	5.79	±9.6%
10157	CAG	LTE-FDD (SC-FDMA, 50% RB, 5 MHz, 16-QAM)	LTE-FDD	6.49	±9.6%
10158	CAG	LTE-FDD (SC-FDMA, 50% RB, 10 MHz, 64-QAM)	LTE-FDD	6.62	±9.6%
10159	CAG	LTE-FDD (SC-FDMA, 50% RB, 5 MHz, 64-QAM)	LTE-FDD	6.56	±9.6%
10160	CAE	LTE-FDD (SC-FDMA, 50% RB, 15 MHz, QPSK)	LTE-FDD	5.82	±9.6%
10161	CAE	LTE-FDD (SC-FDMA, 50% RB, 15 MHz, 16-QAM)	LTE-FDD	6.43	±9.6%
10162	CAE	LTE-FDD (SC-FDMA, 50% RB, 15 MHz, 64-QAM)	LTE-FDD	6.58	±9.6%
10166	CAF	LTE-FDD (SC-FDMA, 50% RB, 1.4 MHz, QPSK)	LTE-FDD	5.46	±9.6%
10167	CAF	LTE-FDD (SC-FDMA, 50% RB, 1.4 MHz, 16-QAM)	LTE-FDD	6.21	±9.6%
10168	CAF	LTE-FDD (SC-FDMA, 50% RB, 1.4 MHz, 64-QAM)	LTE-FDD	6.79	±9.6%
10169	CAE	LTE-FDD (SC-FDMA, 1 RB, 20 MHz, QPSK)	LTE-FDD	5.73	±9.6%
10170	CAE	LTE-FDD (SC-FDMA, 1 RB, 20 MHz, 16-QAM)	LTE-FDD	6.52	±9.6%
10171	AAE	LTE-FDD (SC-FDMA, 1 RB, 20 MHz, 64-QAM)	LTE-FDD	6.49	±9.6%
10172	CAG	LTE-TDD (SC-FDMA, 1 RB, 20 MHz, QPSK)	LTE-TDD	9.21	±9.6%
10173	CAG	LTE-TDD (SC-FDMA, 1 RB, 20 MHz, 16-QAM)	LTE-TDD	9.48	±9.6%
10174	CAG	LTE-TDD (SC-FDMA, 1 RB, 20 MHz, 64-QAM)	LTE-TDD	10.25	±9.6%
10175	CAG	LTE-FDD (SC-FDMA, 1 RB, 10 MHz, QPSK)	LTE-FDD	5.72	±9.6%
10176	CAG	LTE-FDD (SC-FDMA, 1 RB, 10 MHz, 16-QAM)	LTE-FDD	6.52	±9.6%
10177	CAI	LTE-FDD (SC-FDMA, 1 RB, 5 MHz, QPSK)	LTE-FDD	5.73	±9.6%
10178	CAG	LTE-FDD (SC-FDMA, 1 RB, 5 MHz, 16-QAM)	LTE-FDD	6.52	±9.6%
10179	CAG	LTE-FDD (SC-FDMA, 1 RB, 10 MHz, 64-QAM)	LTE-FDD	6.50	±9.6%
10180	CAG	LTE-FDD (SC-FDMA, 1 RB, 5 MHz, 64-QAM)	LTE-FDD	6.50	±9.6%
10181	CAE	LTE-FDD (SC-FDMA, 1 RB, 15 MHz, QPSK)	LTE-FDD	5.72	±9.6%
10182	CAE	LTE-FDD (SC-FDMA, 1 RB, 15 MHz, 16-QAM)	LTE-FDD	6.52	±9.6%
10183	AAD	LTE-FDD (SC-FDMA, 1 RB, 15 MHz, 64-QAM)	LTE-FDD	6.50	±9.6%
10184	CAE	LTE-FDD (SC-FDMA, 1 RB, 3 MHz, QPSK)	LTE-FDD	5.73	±9.6%
10185	CAE	LTE-FDD (SC-FDMA, 1 RB, 3 MHz, 16-QAM)	LTE-FDD	6.51	±9.6%
10186	AAE	LTE-FDD (SC-FDMA, 1 RB, 3 MHz, 64-QAM)	LTE-FDD	6.50	±9.6%
10187	CAF	LTE-FDD (SC-FDMA, 1 RB, 1.4 MHz, QPSK)	LTE-FDD	5.73	±9.6%
10188	CAF	LTE-FDD (SC-FDMA, 1 RB, 1.4 MHz, 16-QAM)	LTE-FDD	6.52	±9.6%
10189	AAF	LTE-FDD (SC-FDMA, 1 RB, 1.4 MHz, 64-QAM)	LTE-FDD	6.50	±9.6%
10193	CAC	IEEE 802.11n (HT Greenfield, 6.5 Mbps, BPSK)	WLAN	8.09	±9.6%
10194	CAC	IEEE 802.11n (HT Greenfield, 39 Mbps, 16-QAM)	WLAN	8.12	±9.6%
10195	CAC	IEEE 802.11n (HT Greenfield, 65 Mbps, 64-QAM)	WLAN	8.21	±9.6%
10196	CAC	IEEE 802.11n (HT Mixed, 6.5 Mbps, BPSK)	WLAN	8.10	±9.6%
10197	CAC	IEEE 802.11n (HT Mixed, 39 Mbps, 16-QAM)	WLAN	8.13	±9.6%
10198	CAC	IEEE 802.11n (HT Mixed, 65 Mbps, 64-QAM)	WLAN	8.27	±9.6%
10219	CAC	IEEE 802.11n (HT Mixed, 7.2 Mbps, BPSK)	WLAN	8.03	±9.6%

10220	CAC	IEEE 802.11n (HT Mixed, 43.3 Mbps, 16-QAM)	WLAN	8.13	±9.6 %
10221	CAC	IEEE 802.11n (HT Mixed, 72.2 Mbps, 64-QAM)	WLAN	8.27	±9.6 %
10222	CAC	IEEE 802.11n (HT Mixed, 15 Mbps, BPSK)	WLAN	8.06	±9.6 %
10223	CAC	IEEE 802.11n (HT Mixed, 90 Mbps, 16-QAM)	WLAN	8.48	±9.6 %
10224	CAC	IEEE 802.11n (HT Mixed, 150 Mbps, 64-QAM)	WLAN	8.08	±9.6 %
10225	CAB	UMTS-FDD (HSPA+)	WCDMA	5.97	±9.6 %
10226	CAA	LTE-TDD (SC-FDMA, 1 RB, 1.4 MHz, 16-QAM)	LTE-TDD	9.49	±9.6 %
10227	CAA	LTE-TDD (SC-FDMA, 1 RB, 1.4 MHz, 64-QAM)	LTE-TDD	10.26	±9.6 %
10228	CAA	LTE-TDD (SC-FDMA, 1 RB, 1.4 MHz, QPSK)	LTE-TDD	9.22	±9.6 %
10229	CAC	LTE-TDD (SC-FDMA, 1 RB, 3 MHz, 16-QAM)	LTE-TDD	9.48	±9.6 %
10230	CAC	LTE-TDD (SC-FDMA, 1 RB, 3 MHz, 64-QAM)	LTE-TDD	10.25	±9.6 %
10231	CAC	LTE-TDD (SC-FDMA, 1 RB, 3 MHz, QPSK)	LTE-TDD	9.19	±9.6 %
10232	CAF	LTE-TDD (SC-FDMA, 1 RB, 5 MHz, 16-QAM)	LTE-TDD	9.48	±9.6 %
10233	CAF	LTE-TDD (SC-FDMA, 1 RB, 5 MHz, 64-QAM)	LTE-TDD	10.25	±9.6 %
10234	CAF	LTE-TDD (SC-FDMA, 1 RB, 5 MHz, QPSK)	LTE-TDD	9.21	±9.6 %
10235	CAF	LTE-TDD (SC-FDMA, 1 RB, 10 MHz, 16-QAM)	LTE-TDD	9.48	±9.6 %
10236	CAF	LTE-TDD (SC-FDMA, 1 RB, 10 MHz, 64-QAM)	LTE-TDD	10.25	±9.6 %
10237	CAF	LTE-TDD (SC-FDMA, 1 RB, 10 MHz, QPSK)	LTE-TDD	9.21	±9.6 %
10238	CAF	LTE-TDD (SC-FDMA, 1 RB, 15 MHz, 16-QAM)	LTE-TDD	9.48	±9.6 %
10239	CAF	LTE-TDD (SC-FDMA, 1 RB, 15 MHz, 64-QAM)	LTE-TDD	10.25	±9.6 %
10240	CAF	LTE-TDD (SC-FDMA, 1 RB, 15 MHz, QPSK)	LTE-TDD	9.21	±9.6 %
10241	CAA	LTE-TDD (SC-FDMA, 50% RB, 1.4 MHz, 16-QAM)	LTE-TDD	9.82	±9.6 %
10242	CAA	LTE-TDD (SC-FDMA, 50% RB, 1.4 MHz, 64-QAM)	LTE-TDD	9.86	±9.6 %
10243	CAA	LTE-TDD (SC-FDMA, 50% RB, 1.4 MHz, QPSK)	LTE-TDD	9.46	±9.6 %
10244	CAC	LTE-TDD (SC-FDMA, 50% RB, 3 MHz, 16-QAM)	LTE-TDD	10.06	±9.6 %
10245	CAC	LTE-TDD (SC-FDMA, 50% RB, 3 MHz, 64-QAM)	LTE-TDD	10.06	±9.6 %
10246	CAC	LTE-TDD (SC-FDMA, 50% RB, 3 MHz, QPSK)	LTE-TDD	9.30	±9.6 %
10247	CAF	LTE-TDD (SC-FDMA, 50% RB, 5 MHz, 16-QAM)	LTE-TDD	9.91	±9.6 %
10248	CAF	LTE-TDD (SC-FDMA, 50% RB, 5 MHz, 64-QAM)	LTE-TDD	10.09	±9.6 %
10249	CAF	LTE-TDD (SC-FDMA, 50% RB, 5 MHz, QPSK)	LTE-TDD	9.29	±9.6 %
10250	CAF	LTE-TDD (SC-FDMA, 50% RB, 10 MHz, 16-QAM)	LTE-TDD	9.81	±9.6 %
10251	CAF	LTE-TDD (SC-FDMA, 50% RB, 10 MHz, 64-QAM)	LTE-TDD	10.17	±9.6 %
10252	CAF	LTE-TDD (SC-FDMA, 50% RB, 10 MHz, QPSK)	LTE-TDD	9.24	±9.6 %
10253	CAF	LTE-TDD (SC-FDMA, 50% RB, 15 MHz, 16-QAM)	LTE-TDD	9.90	±9.6 %
10254	CAF	LTE-TDD (SC-FDMA, 50% RB, 15 MHz, 64-QAM)	LTE-TDD	10.14	±9.6 %
10255	CAF	LTE-TDD (SC-FDMA, 50% RB, 15 MHz, QPSK)	LTE-TDD	9.20	±9.6 %
10256	CAA	LTE-TDD (SC-FDMA, 100% RB, 1.4 MHz, 16-QAM)	LTE-TDD	9.96	±9.6 %
10257	CAA	LTE-TDD (SC-FDMA, 100% RB, 1.4 MHz, 64-QAM)	LTE-TDD	10.08	±9.6 %
10258	CAA	LTE-TDD (SC-FDMA, 100% RB, 1.4 MHz, QPSK)	LTE-TDD	9.34	±9.6 %
10259	CAC	LTE-TDD (SC-FDMA, 100% RB, 3 MHz, 16-QAM)	LTE-TDD	9.98	±9.6 %
10260	CAC	LTE-TDD (SC-FDMA, 100% RB, 3 MHz, 64-QAM)	LTE-TDD	9.97	±9.6 %
10261	CAC	LTE-TDD (SC-FDMA, 100% RB, 3 MHz, QPSK)	LTE-TDD	9.24	±9.6 %
10262	CAF	LTE-TDD (SC-FDMA, 100% RB, 5 MHz, 16-QAM)	LTE-TDD	9.83	±9.6 %
10263	CAF	LTE-TDD (SC-FDMA, 100% RB, 5 MHz, 64-QAM)	LTE-TDD	10.16	±9.6 %
10264	CAF	LTE-TDD (SC-FDMA, 100% RB, 5 MHz, QPSK)	LTE-TDD	9.23	±9.6 %
10265	CAF	LTE-TDD (SC-FDMA, 100% RB, 10 MHz, 16-QAM)	LTE-TDD	9.92	±9.6 %
10266	CAF	LTE-TDD (SC-FDMA, 100% RB, 10 MHz, 64-QAM)	LTE-TDD	10.07	±9.6 %
10267	CAF	LTE-TDD (SC-FDMA, 100% RB, 10 MHz, QPSK)	LTE-TDD	9.30	±9.6 %
10268	CAF	LTE-TDD (SC-FDMA, 100% RB, 15 MHz, 16-QAM)	LTE-TDD	10.06	±9.6 %
10269	CAF	LTE-TDD (SC-FDMA, 100% RB, 15 MHz, 64-QAM)	LTE-TDD	10.13	±9.6 %
10270	CAF	LTE-TDD (SC-FDMA, 100% RB, 15 MHz, QPSK)	LTE-TDD	9.58	±9.6 %
10274	CAB	UMTS-FDD (HSUPA, Subtest 5, 3GPP Rel8.10)	WCDMA	4.87	±9.6 %
10275	CAB	UMTS-FDD (HSUPA, Subtest 5, 3GPP Rel8.4)	WCDMA	3.96	±9.6 %
10277	CAA	PHS (QPSK)	PHS	11.81	±9.6 %
10278	CAA	PHS (QPSK, BW 884MHz, Rolloff 0.5)	PHS	11.81	±9.6 %
10279	CAA	PHS (QPSK, BW 884MHz, Rolloff 0.38)	PHS	12.18	±9.6 %
10290	AAB	CDMA2000, RC1, SO55, Full Rate	CDMA2000	3.91	±9.6 %
10291	AAB	CDMA2000, RC3, SO55, Full Rate	CDMA2000	3.46	±9.6 %
10292	AAB	CDMA2000, RC3, SO32, Full Rate	CDMA2000	3.39	±9.6 %
10293	AAB	CDMA2000, RC3, SO3, Full Rate	CDMA2000	3.50	±9.6 %
10295	AAB	CDMA2000, RC1, SO3, 1/8th Rate 25 fr.	CDMA2000	12.49	±9.6 %
10297	AAD	LTE-FDD (SC-FDMA, 50% RB, 20 MHz, QPSK)	LTE-FDD	5.81	±9.6 %
10298	AAD	LTE-FDD (SC-FDMA, 50% RB, 3 MHz, QPSK)	LTE-FDD	5.72	±9.6 %
10299	AAD	LTE-FDD (SC-FDMA, 50% RB, 3 MHz, 16-QAM)	LTE-FDD	6.39	±9.6 %

10300	AAD	LTE-FDD (SC-FDMA, 50% RB, 3 MHz, 64-QAM)	LTE-FDD	6.60	± 9.6 %
10301	AAA	IEEE 802.16e WiMAX (29:18, 5ms, 10MHz, QPSK, PUSC)	WiMAX	12.03	± 9.6 %
10302	AAA	IEEE 802.16e WiMAX (29:18, 5ms, 10MHz, QPSK, PUSC, 3 CTRL symbols)	WiMAX	12.57	± 9.6 %
10303	AAA	IEEE 802.16e WiMAX (31:15, 5ms, 10MHz, 64QAM, PUSC)	WiMAX	12.52	± 9.6 %
10304	AAA	IEEE 802.16e WiMAX (29:18, 5ms, 10MHz, 64QAM, PUSC)	WiMAX	11.86	± 9.6 %
10305	AAA	IEEE 802.16e WiMAX (31:15, 10ms, 10MHz, 64QAM, PUSC, 15 symbols)	WiMAX	15.24	± 9.6 %
10306	AAA	IEEE 802.16e WiMAX (29:18, 10ms, 10MHz, 64QAM, PUSC, 18 symbols)	WiMAX	14.67	± 9.6 %
10307	AAA	IEEE 802.16e WiMAX (29:18, 10ms, 10MHz, QPSK, PUSC, 18 symbols)	WiMAX	14.49	± 9.6 %
10308	AAA	IEEE 802.16e WiMAX (29:18, 10ms, 10MHz, 16QAM, PUSC)	WiMAX	14.46	± 9.6 %
10309	AAA	IEEE 802.16e WiMAX (29:18, 10ms, 10MHz, 16QAM, AMC 2x3, 18 symbols)	WiMAX	14.58	± 9.6 %
10310	AAA	IEEE 802.16e WiMAX (29:18, 10ms, 10MHz, QPSK, AMC 2x3, 18 symbols)	WiMAX	14.57	± 9.6 %
10311	AAD	LTE-FDD (SC-FDMA, 100% RB, 15 MHz, QPSK)	LTE-FDD	6.06	± 9.6 %
10313	AAA	IDEN 1:3	IDEN	10.51	± 9.6 %
10314	AAA	IDEN 1:6	IDEN	13.48	± 9.6 %
10315	AAB	IEEE 802.11b WiFi 2.4 GHz (DSSS, 1 Mbps, 96pc duty cycle)	WLAN	1.71	± 9.6 %
10316	AAB	IEEE 802.11g WiFi 2.4 GHz (ERP-OFDM, 6 Mbps, 96pc duty cycle)	WLAN	8.36	± 9.6 %
10317	AAC	IEEE 802.11a WiFi 5 GHz (OFDM, 6 Mbps, 96pc duty cycle)	WLAN	8.36	± 9.6 %
10352	AAA	Pulse Waveform (200Hz, 10%)	Generic	10.00	± 9.6 %
10353	AAA	Pulse Waveform (200Hz, 20%)	Generic	6.99	± 9.6 %
10354	AAA	Pulse Waveform (200Hz, 40%)	Generic	3.98	± 9.6 %
10355	AAA	Pulse Waveform (200Hz, 60%)	Generic	2.22	± 9.6 %
10356	AAA	Pulse Waveform (200Hz, 80%)	Generic	0.97	± 9.6 %
10387	AAA	QPSK Waveform, 1 MHz	Generic	5.10	± 9.6 %
10388	AAA	QPSK Waveform, 10 MHz	Generic	5.22	± 9.6 %
10396	AAA	64-QAM Waveform, 100 kHz	Generic	6.27	± 9.6 %
10399	AAA	64-QAM Waveform, 40 MHz	Generic	6.27	± 9.6 %
10400	AAD	IEEE 802.11ac WiFi (20MHz, 64-QAM, 99pc duty cycle)	WLAN	8.37	± 9.6 %
10401	AAD	IEEE 802.11ac WiFi (40MHz, 64-QAM, 99pc duty cycle)	WLAN	8.60	± 9.6 %
10402	AAD	IEEE 802.11ac WiFi (80MHz, 64-QAM, 99pc duty cycle)	WLAN	8.53	± 9.6 %
10403	AAB	CDMA2000 (1xEV-DO, Rev. 0)	CDMA2000	3.76	± 9.6 %
10404	AAB	CDMA2000 (1xEV-DO, Rev. A)	CDMA2000	3.77	± 9.6 %
10406	AAB	CDMA2000, RC3, SO32, SCH0, Full Rate	CDMA2000	5.22	± 9.6 %
10410	AAF	LTE-TDD (SC-FDMA, 1 RB, 10 MHz, QPSK, UL, Subframe=2,3,4,7,8,9, Subframe Conf=4)	LTE-TDD	7.82	± 9.6 %
10414	AAA	WLAN CCDF, 64-QAM, 40MHz	Generic	8.54	± 9.6 %
10415	AAA	IEEE 802.11b WiFi 2.4 GHz (DSSS, 1 Mbps, 99pc duty cycle)	WLAN	1.54	± 9.6 %
10416	AAA	IEEE 802.11g WiFi 2.4 GHz (ERP-OFDM, 6 Mbps, 99pc duty cycle)	WLAN	8.23	± 9.6 %
10417	AAB	IEEE 802.11a/n WiFi 5 GHz (OFDM, 6 Mbps, 99pc duty cycle)	WLAN	8.23	± 9.6 %
10418	AAA	IEEE 802.11g WiFi 2.4 GHz (DSSS-OFDM, 6 Mbps, 99pc duty cycle, Long preamble)	WLAN	8.14	± 9.6 %
10419	AAA	IEEE 802.11g WiFi 2.4 GHz (DSSS-OFDM, 6 Mbps, 99pc duty cycle, Short preamble)	WLAN	8.19	± 9.6 %
10422	AAB	IEEE 802.11n (HT Greenfield, 7.2 Mbps, BPSK)	WLAN	8.32	± 9.6 %
10423	AAB	IEEE 802.11n (HT Greenfield, 43.3 Mbps, 16-QAM)	WLAN	8.47	± 9.6 %
10424	AAB	IEEE 802.11n (HT Greenfield, 72.2 Mbps, 64-QAM)	WLAN	8.40	± 9.6 %
10425	AAB	IEEE 802.11n (HT Greenfield, 15 Mbps, BPSK)	WLAN	8.41	± 9.6 %
10426	AAB	IEEE 802.11n (HT Greenfield, 90 Mbps, 16-QAM)	WLAN	8.45	± 9.6 %
10427	AAB	IEEE 802.11n (HT Greenfield, 150 Mbps, 64-QAM)	WLAN	8.41	± 9.6 %
10430	AAD	LTE-FDD (OFDMA, 5 MHz, E-TM 3.1)	LTE-FDD	8.28	± 9.6 %
10431	AAD	LTE-FDD (OFDMA, 10 MHz, E-TM 3.1)	LTE-FDD	8.38	± 9.6 %
10432	AAC	LTE-FDD (OFDMA, 15 MHz, E-TM 3.1)	LTE-FDD	8.34	± 9.6 %
10433	AAC	LTE-FDD (OFDMA, 20 MHz, E-TM 3.1)	LTE-FDD	8.34	± 9.6 %
10434	AAA	W-CDMA (BS Test Model 1, 64 DPCH)	WCDMA	8.60	± 9.6 %
10435	AAF	LTE-TDD (SC-FDMA, 1 RB, 20 MHz, QPSK, UL, Subframe=2,3,4,7,8,9)	LTE-TDD	7.82	± 9.6 %
10447	AAD	LTE-FDD (OFDMA, 5 MHz, E-TM 3.1, Clipping 44%)	LTE-FDD	7.56	± 9.6 %
10448	AAD	LTE-FDD (OFDMA, 10 MHz, E-TM 3.1, Clipping 44%)	LTE-FDD	7.53	± 9.6 %
10449	AAC	LTE-FDD (OFDMA, 15 MHz, E-TM 3.1, Clipping 44%)	LTE-FDD	7.51	± 9.6 %
10450	AAC	LTE-FDD (OFDMA, 20 MHz, E-TM 3.1, Clipping 44%)	LTE-FDD	7.48	± 9.6 %

10451	AAA	W-CDMA (BS Test Model 1, 64 DPCH, Clipping 44%)	WCDMA	7.59	± 9.6 %
10456	AAB	IEEE 802.11ac WiFi (160MHz, 64-QAM, 99pc duty cycle)	WLAN	8.63	± 9.6 %
10457	AAA	UMTS-FDD (DC-HSDPA)	WCDMA	6.62	± 9.6 %
10458	AAA	CDMA2000 (1xEV-DO, Rev. B, 2 carriers)	CDMA2000	6.55	± 9.6 %
10459	AAA	CDMA2000 (1xEV-DO, Rev. B, 3 carriers)	CDMA2000	8.25	± 9.6 %
10460	AAA	UMTS-FDD (WCDMA, AMR)	WCDMA	2.39	± 9.6 %
10461	AAA	LTE-TDD (SC-FDMA, 1 RB, 1.4 MHz, QPSK, UL Subframe=2,3,4,7,8,9)	LTE-TDD	7.82	± 9.6 %
10462	AAA	LTE-TDD (SC-FDMA, 1 RB, 1.4 MHz, 16-QAM, UL Subframe=2,3,4,7,8,9)	LTE-TDD	8.30	± 9.6 %
10463	AAA	LTE-TDD (SC-FDMA, 1 RB, 1.4 MHz, 64-QAM, UL Subframe=2,3,4,7,8,9)	LTE-TDD	8.56	± 9.6 %
10464	AAB	LTE-TDD (SC-FDMA, 1 RB, 3 MHz, QPSK, UL Subframe=2,3,4,7,8,9)	LTE-TDD	7.82	± 9.6 %
10465	AAB	LTE-TDD (SC-FDMA, 1 RB, 3 MHz, 16-QAM, UL Subframe=2,3,4,7,8,9)	LTE-TDD	8.32	± 9.6 %
10466	AAB	LTE-TDD (SC-FDMA, 1 RB, 3 MHz, 64-QAM, UL Subframe=2,3,4,7,8,9)	LTE-TDD	8.57	± 9.6 %
10467	AAE	LTE-TDD (SC-FDMA, 1 RB, 5 MHz, QPSK, UL Subframe=2,3,4,7,8,9)	LTE-TDD	7.82	± 9.6 %
10468	AAE	LTE-TDD (SC-FDMA, 1 RB, 5 MHz, 16-QAM, UL Subframe=2,3,4,7,8,9)	LTE-TDD	8.32	± 9.6 %
10469	AAE	LTE-TDD (SC-FDMA, 1 RB, 5 MHz, 64-QAM, UL Subframe=2,3,4,7,8,9)	LTE-TDD	8.56	± 9.6 %
10470	AAE	LTE-TDD (SC-FDMA, 1 RB, 10 MHz, QPSK, UL Subframe=2,3,4,7,8,9)	LTE-TDD	7.82	± 9.6 %
10471	AAE	LTE-TDD (SC-FDMA, 1 RB, 10 MHz, 16-QAM, UL Subframe=2,3,4,7,8,9)	LTE-TDD	8.32	± 9.6 %
10472	AAE	LTE-TDD (SC-FDMA, 1 RB, 10 MHz, 64-QAM, UL Subframe=2,3,4,7,8,9)	LTE-TDD	8.57	± 9.6 %
10473	AAE	LTE-TDD (SC-FDMA, 1 RB, 15 MHz, QPSK, UL Subframe=2,3,4,7,8,9)	LTE-TDD	7.82	± 9.6 %
10474	AAE	LTE-TDD (SC-FDMA, 1 RB, 15 MHz, 16-QAM, UL Subframe=2,3,4,7,8,9)	LTE-TDD	8.32	± 9.6 %
10475	AAE	LTE-TDD (SC-FDMA, 1 RB, 15 MHz, 64-QAM, UL Subframe=2,3,4,7,8,9)	LTE-TDD	8.57	± 9.6 %
10477	AAF	LTE-TDD (SC-FDMA, 1 RB, 20 MHz, 16-QAM, UL Subframe=2,3,4,7,8,9)	LTE-TDD	8.32	± 9.6 %
10478	AAF	LTE-TDD (SC-FDMA, 1 RB, 20 MHz, 64-QAM, UL Subframe=2,3,4,7,8,9)	LTE-TDD	8.57	± 9.6 %
10479	AAA	LTE-TDD (SC-FDMA, 50% RB, 1.4 MHz, QPSK, UL Subframe=2,3,4,7,8,9)	LTE-TDD	7.74	± 9.6 %
10480	AAA	LTE-TDD (SC-FDMA, 50% RB, 1.4 MHz, 16-QAM, UL Subframe=2,3,4,7,8,9)	LTE-TDD	8.18	± 9.6 %
10481	AAA	LTE-TDD (SC-FDMA, 50% RB, 1.4 MHz, 64-QAM, UL Subframe=2,3,4,7,8,9)	LTE-TDD	8.45	± 9.6 %
10482	AAB	LTE-TDD (SC-FDMA, 50% RB, 3 MHz, QPSK, UL Subframe=2,3,4,7,8,9)	LTE-TDD	7.71	± 9.6 %
10483	AAB	LTE-TDD (SC-FDMA, 50% RB, 3 MHz, 16-QAM, UL Subframe=2,3,4,7,8,9)	LTE-TDD	8.39	± 9.6 %
10484	AAB	LTE-TDD (SC-FDMA, 50% RB, 3 MHz, 64-QAM, UL Subframe=2,3,4,7,8,9)	LTE-TDD	8.47	± 9.6 %
10485	AAE	LTE-TDD (SC-FDMA, 50% RB, 5 MHz, QPSK, UL Subframe=2,3,4,7,8,9)	LTE-TDD	7.59	± 9.6 %
10486	AAE	LTE-TDD (SC-FDMA, 50% RB, 5 MHz, 16-QAM, UL Subframe=2,3,4,7,8,9)	LTE-TDD	8.38	± 9.6 %
10487	AAE	LTE-TDD (SC-FDMA, 50% RB, 5 MHz, 64-QAM, UL Subframe=2,3,4,7,8,9)	LTE-TDD	8.60	± 9.6 %
10488	AAE	LTE-TDD (SC-FDMA, 50% RB, 10 MHz, QPSK, UL Subframe=2,3,4,7,8,9)	LTE-TDD	7.70	± 9.6 %
10489	AAE	LTE-TDD (SC-FDMA, 50% RB, 10 MHz, 16-QAM, UL Subframe=2,3,4,7,8,9)	LTE-TDD	8.31	± 9.6 %
10490	AAE	LTE-TDD (SC-FDMA, 50% RB, 10 MHz, 64-QAM, UL Subframe=2,3,4,7,8,9)	LTE-TDD	8.54	± 9.6 %
10491	AAE	LTE-TDD (SC-FDMA, 50% RB, 15 MHz, QPSK, UL Subframe=2,3,4,7,8,9)	LTE-TDD	7.74	± 9.6 %

10492	AAE	LTE-TDD (SC-FDMA, 50% RB, 15 MHz, 16-QAM, UL Subframe=2,3,4,7,8,9)	LTE-TDD	8.41	± 9.6 %
10493	AAE	LTE-TDD (SC-FDMA, 50% RB, 15 MHz, 64-QAM, UL Subframe=2,3,4,7,8,9)	LTE-TDD	8.55	± 9.6 %
10494	AAF	LTE-TDD (SC-FDMA, 50% RB, 20 MHz, QPSK, UL Subframe=2,3,4,7,8,9)	LTE-TDD	7.74	± 9.6 %
10495	AAF	LTE-TDD (SC-FDMA, 50% RB, 20 MHz, 16-QAM, UL Subframe=2,3,4,7,8,9)	LTE-TDD	8.37	± 9.6 %
10496	AAF	LTE-TDD (SC-FDMA, 50% RB, 20 MHz, 64-QAM, UL Subframe=2,3,4,7,8,9)	LTE-TDD	8.54	± 9.6 %
10497	AAA	LTE-TDD (SC-FDMA, 100% RB, 1.4 MHz, QPSK, UL Subframe=2,3,4,7,8,9)	LTE-TDD	7.67	± 9.6 %
10498	AAA	LTE-TDD (SC-FDMA, 100% RB, 1.4 MHz, 16-QAM, UL Subframe=2,3,4,7,8,9)	LTE-TDD	8.40	± 9.6 %
10499	AAA	LTE-TDD (SC-FDMA, 100% RB, 1.4 MHz, 64-QAM, UL Subframe=2,3,4,7,8,9)	LTE-TDD	8.68	± 9.6 %
10500	AAB	LTE-TDD (SC-FDMA, 100% RB, 3 MHz, QPSK, UL Subframe=2,3,4,7,8,9)	LTE-TDD	7.67	± 9.6 %
10501	AAB	LTE-TDD (SC-FDMA, 100% RB, 3 MHz, 16-QAM, UL Subframe=2,3,4,7,8,9)	LTE-TDD	8.44	± 9.6 %
10502	AAB	LTE-TDD (SC-FDMA, 100% RB, 3 MHz, 64-QAM, UL Subframe=2,3,4,7,8,9)	LTE-TDD	8.52	± 9.6 %
10503	AAE	LTE-TDD (SC-FDMA, 100% RB, 5 MHz, QPSK, UL Subframe=2,3,4,7,8,9)	LTE-TDD	7.72	± 9.6 %
10504	AAE	LTE-TDD (SC-FDMA, 100% RB, 5 MHz, 16-QAM, UL Subframe=2,3,4,7,8,9)	LTE-TDD	8.31	± 9.6 %
10505	AAE	LTE-TDD (SC-FDMA, 100% RB, 5 MHz, 64-QAM, UL Subframe=2,3,4,7,8,9)	LTE-TDD	8.54	± 9.6 %
10506	AAE	LTE-TDD (SC-FDMA, 100% RB, 10 MHz, QPSK, UL Subframe=2,3,4,7,8,9)	LTE-TDD	7.74	± 9.6 %
10507	AAE	LTE-TDD (SC-FDMA, 100% RB, 10 MHz, 16-QAM, UL Subframe=2,3,4,7,8,9)	LTE-TDD	8.36	± 9.6 %
10508	AAE	LTE-TDD (SC-FDMA, 100% RB, 10 MHz, 64-QAM, UL Subframe=2,3,4,7,8,9)	LTE-TDD	8.55	± 9.6 %
10509	AAE	LTE-TDD (SC-FDMA, 100% RB, 15 MHz, QPSK, UL Subframe=2,3,4,7,8,9)	LTE-TDD	7.99	± 9.6 %
10510	AAE	LTE-TDD (SC-FDMA, 100% RB, 15 MHz, 16-QAM, UL Subframe=2,3,4,7,8,9)	LTE-TDD	8.49	± 9.6 %
10511	AAE	LTE-TDD (SC-FDMA, 100% RB, 15 MHz, 64-QAM, UL Subframe=2,3,4,7,8,9)	LTE-TDD	8.51	± 9.6 %
10512	AAF	LTE-TDD (SC-FDMA, 100% RB, 20 MHz, QPSK, UL Subframe=2,3,4,7,8,9)	LTE-TDD	7.74	± 9.6 %
10513	AAF	LTE-TDD (SC-FDMA, 100% RB, 20 MHz, 16-QAM, UL Subframe=2,3,4,7,8,9)	LTE-TDD	8.42	± 9.6 %
10514	AAF	LTE-TDD (SC-FDMA, 100% RB, 20 MHz, 64-QAM, UL Subframe=2,3,4,7,8,9)	LTE-TDD	8.45	± 9.6 %
10515	AAA	IEEE 802.11b WiFi 2.4 GHz (DSSS, 2 Mbps, 99pc duty cycle)	WLAN	1.58	± 9.6 %
10516	AAA	IEEE 802.11b WiFi 2.4 GHz (DSSS, 5.5 Mbps, 99pc duty cycle)	WLAN	1.57	± 9.6 %
10517	AAA	IEEE 802.11b WiFi 2.4 GHz (DSSS, 11 Mbps, 99pc duty cycle)	WLAN	1.58	± 9.6 %
10518	AAB	IEEE 802.11a/h WiFi 5 GHz (OFDM, 9 Mbps, 99pc duty cycle)	WLAN	8.23	± 9.6 %
10519	AAB	IEEE 802.11a/h WiFi 5 GHz (OFDM, 12 Mbps, 99pc duty cycle)	WLAN	8.39	± 9.6 %
10520	AAB	IEEE 802.11a/h WiFi 5 GHz (OFDM, 18 Mbps, 99pc duty cycle)	WLAN	8.12	± 9.6 %
10521	AAB	IEEE 802.11a/h WiFi 5 GHz (OFDM, 24 Mbps, 99pc duty cycle)	WLAN	7.97	± 9.6 %
10522	AAB	IEEE 802.11a/h WiFi 5 GHz (OFDM, 36 Mbps, 99pc duty cycle)	WLAN	8.45	± 9.6 %
10523	AAB	IEEE 802.11a/h WiFi 5 GHz (OFDM, 48 Mbps, 99pc duty cycle)	WLAN	8.08	± 9.6 %
10524	AAB	IEEE 802.11a/h WiFi 5 GHz (OFDM, 54 Mbps, 99pc duty cycle)	WLAN	8.27	± 9.6 %
10525	AAB	IEEE 802.11ac WiFi (20MHz, MCS0, 99pc duty cycle)	WLAN	8.36	± 9.6 %
10526	AAB	IEEE 802.11ac WiFi (20MHz, MCS1, 99pc duty cycle)	WLAN	8.42	± 9.6 %
10527	AAB	IEEE 802.11ac WiFi (20MHz, MCS2, 99pc duty cycle)	WLAN	8.21	± 9.6 %
10528	AAB	IEEE 802.11ac WiFi (20MHz, MCS3, 99pc duty cycle)	WLAN	8.36	± 9.6 %
10529	AAB	IEEE 802.11ac WiFi (20MHz, MCS4, 99pc duty cycle)	WLAN	8.36	± 9.6 %
10531	AAB	IEEE 802.11ac WiFi (20MHz, MCS6, 99pc duty cycle)	WLAN	8.43	± 9.6 %
10532	AAB	IEEE 802.11ac WiFi (20MHz, MCS7, 99pc duty cycle)	WLAN	8.29	± 9.6 %
10533	AAB	IEEE 802.11ac WiFi (20MHz, MCS8, 99pc duty cycle)	WLAN	8.38	± 9.6 %
10534	AAB	IEEE 802.11ac WiFi (40MHz, MCS9, 99pc duty cycle)	WLAN	8.45	± 9.6 %

10535	AAB	IEEE 802.11ac WiFi (40MHz, MCS1, 99pc duty cycle)	WLAN	8.45	±9.6%
10536	AAB	IEEE 802.11ac WiFi (40MHz, MCS2, 99pc duty cycle)	WLAN	8.32	±9.6%
10537	AAB	IEEE 802.11ac WiFi (40MHz, MCS3, 99pc duty cycle)	WLAN	8.44	±9.6%
10538	AAB	IEEE 802.11ac WiFi (40MHz, MCS4, 99pc duty cycle)	WLAN	8.54	±9.6%
10540	AAB	IEEE 802.11ac WiFi (40MHz, MCS6, 99pc duty cycle)	WLAN	8.39	±9.6%
10541	AAB	IEEE 802.11ac WiFi (40MHz, MCS7, 99pc duty cycle)	WLAN	8.46	±9.6%
10542	AAB	IEEE 802.11ac WiFi (40MHz, MCS8, 99pc duty cycle)	WLAN	8.65	±9.6%
10543	AAB	IEEE 802.11ac WiFi (40MHz, MCS9, 99pc duty cycle)	WLAN	8.65	±9.6%
10544	AAB	IEEE 802.11ac WiFi (80MHz, MCS0, 99pc duty cycle)	WLAN	8.47	±9.6%
10545	AAB	IEEE 802.11ac WiFi (80MHz, MCS1, 99pc duty cycle)	WLAN	8.55	±9.6%
10546	AAB	IEEE 802.11ac WiFi (80MHz, MCS2, 99pc duty cycle)	WLAN	8.35	±9.6%
10547	AAB	IEEE 802.11ac WiFi (80MHz, MCS3, 99pc duty cycle)	WLAN	8.49	±9.6%
10548	AAB	IEEE 802.11ac WiFi (80MHz, MCS4, 99pc duty cycle)	WLAN	8.37	±9.6%
10550	AAB	IEEE 802.11ac WiFi (80MHz, MCS6, 99pc duty cycle)	WLAN	8.38	±9.6%
10551	AAB	IEEE 802.11ac WiFi (80MHz, MCS7, 99pc duty cycle)	WLAN	8.50	±9.6%
10552	AAB	IEEE 802.11ac WiFi (80MHz, MCS8, 99pc duty cycle)	WLAN	8.42	±9.6%
10553	AAB	IEEE 802.11ac WiFi (80MHz, MCS9, 99pc duty cycle)	WLAN	8.45	±9.6%
10554	AAC	IEEE 802.11ac WiFi (160MHz, MCS0, 99pc duty cycle)	WLAN	8.48	±9.6%
10555	AAC	IEEE 802.11ac WiFi (160MHz, MCS1, 99pc duty cycle)	WLAN	8.47	±9.6%
10556	AAC	IEEE 802.11ac WiFi (160MHz, MCS2, 99pc duty cycle)	WLAN	8.50	±9.6%
10557	AAC	IEEE 802.11ac WiFi (160MHz, MCS3, 99pc duty cycle)	WLAN	8.52	±9.6%
10558	AAC	IEEE 802.11ac WiFi (160MHz, MCS4, 99pc duty cycle)	WLAN	8.61	±9.6%
10560	AAC	IEEE 802.11ac WiFi (160MHz, MCS6, 99pc duty cycle)	WLAN	8.73	±9.6%
10561	AAC	IEEE 802.11ac WiFi (160MHz, MCS7, 99pc duty cycle)	WLAN	8.56	±9.6%
10562	AAC	IEEE 802.11ac WiFi (160MHz, MCS8, 99pc duty cycle)	WLAN	8.69	±9.6%
10563	AAC	IEEE 802.11ac WiFi (160MHz, MCS9, 99pc duty cycle)	WLAN	8.77	±9.6%
10564	AAA	IEEE 802.11g WiFi 2.4 GHz (DSSS-OFDM, 9 Mbps, 99pc duty cycle)	WLAN	8.25	±9.6%
10565	AAA	IEEE 802.11g WiFi 2.4 GHz (DSSS-OFDM, 12 Mbps, 99pc duty cycle)	WLAN	8.45	±9.6%
10566	AAA	IEEE 802.11g WiFi 2.4 GHz (DSSS-OFDM, 18 Mbps, 99pc duty cycle)	WLAN	8.13	±9.6%
10567	AAA	IEEE 802.11g WiFi 2.4 GHz (DSSS-OFDM, 24 Mbps, 99pc duty cycle)	WLAN	8.00	±9.6%
10568	AAA	IEEE 802.11g WiFi 2.4 GHz (DSSS-OFDM, 36 Mbps, 99pc duty cycle)	WLAN	8.37	±9.6%
10569	AAA	IEEE 802.11g WiFi 2.4 GHz (DSSS-OFDM, 48 Mbps, 99pc duty cycle)	WLAN	8.10	±9.6%
10570	AAA	IEEE 802.11g WiFi 2.4 GHz (DSSS-OFDM, 54 Mbps, 99pc duty cycle)	WLAN	8.30	±9.6%
10571	AAA	IEEE 802.11b WiFi 2.4 GHz (DSSS, 1 Mbps, 90pc duty cycle)	WLAN	1.99	±9.6%
10572	AAA	IEEE 802.11b WiFi 2.4 GHz (DSSS, 2 Mbps, 90pc duty cycle)	WLAN	1.99	±9.6%
10573	AAA	IEEE 802.11b WiFi 2.4 GHz (DSSS, 5.5 Mbps, 90pc duty cycle)	WLAN	1.98	±9.6%
10574	AAA	IEEE 802.11b WiFi 2.4 GHz (DSSS, 11 Mbps, 90pc duty cycle)	WLAN	1.98	±9.6%
10575	AAA	IEEE 802.11g WiFi 2.4 GHz (DSSS-OFDM, 6 Mbps, 90pc duty cycle)	WLAN	8.59	±9.6%
10576	AAA	IEEE 802.11g WiFi 2.4 GHz (DSSS-OFDM, 9 Mbps, 90pc duty cycle)	WLAN	8.60	±9.6%
10577	AAA	IEEE 802.11g WiFi 2.4 GHz (DSSS-OFDM, 12 Mbps, 90pc duty cycle)	WLAN	8.70	±9.6%
10578	AAA	IEEE 802.11g WiFi 2.4 GHz (DSSS-OFDM, 18 Mbps, 90pc duty cycle)	WLAN	8.49	±9.6%
10579	AAA	IEEE 802.11g WiFi 2.4 GHz (DSSS-OFDM, 24 Mbps, 90pc duty cycle)	WLAN	8.36	±9.6%
10580	AAA	IEEE 802.11g WiFi 2.4 GHz (DSSS-OFDM, 36 Mbps, 90pc duty cycle)	WLAN	8.76	±9.6%
10581	AAA	IEEE 802.11g WiFi 2.4 GHz (DSSS-OFDM, 48 Mbps, 90pc duty cycle)	WLAN	8.35	±9.6%
10582	AAA	IEEE 802.11g WiFi 2.4 GHz (DSSS-OFDM, 54 Mbps, 90pc duty cycle)	WLAN	8.67	±9.6%
10583	AAB	IEEE 802.11a/h WiFi 5 GHz (OFDM, 6 Mbps, 90pc duty cycle)	WLAN	8.59	±9.6%
10584	AAB	IEEE 802.11a/h WiFi 5 GHz (OFDM, 9 Mbps, 90pc duty cycle)	WLAN	8.60	±9.6%
10585	AAB	IEEE 802.11a/h WiFi 5 GHz (OFDM, 12 Mbps, 90pc duty cycle)	WLAN	8.70	±9.6%
10586	AAB	IEEE 802.11a/h WiFi 5 GHz (OFDM, 18 Mbps, 90pc duty cycle)	WLAN	8.49	±9.6%
10587	AAB	IEEE 802.11a/h WiFi 5 GHz (OFDM, 24 Mbps, 90pc duty cycle)	WLAN	8.36	±9.6%

10588	AAB	IEEE 802.11a/h WiFi 5 GHz (OFDM, 36 Mbps, 90pc duty cycle)	WLAN	8.76	±9.6%
10589	AAB	IEEE 802.11a/h WiFi 5 GHz (OFDM, 48 Mbps, 90pc duty cycle)	WLAN	8.35	±9.6%
10590	AAB	IEEE 802.11a/h WiFi 5 GHz (OFDM, 54 Mbps, 90pc duty cycle)	WLAN	8.67	±9.6%
10591	AAB	IEEE 802.11n (HT Mixed, 20MHz, MCS0, 90pc duty cycle)	WLAN	8.63	±9.6%
10592	AAB	IEEE 802.11n (HT Mixed, 20MHz, MCS1, 90pc duty cycle)	WLAN	8.79	±9.6%
10593	AAB	IEEE 802.11n (HT Mixed, 20MHz, MCS2, 90pc duty cycle)	WLAN	8.64	±9.6%
10594	AAB	IEEE 802.11n (HT Mixed, 20MHz, MCS3, 90pc duty cycle)	WLAN	8.74	±9.6%
10595	AAB	IEEE 802.11n (HT Mixed, 20MHz, MCS4, 90pc duty cycle)	WLAN	8.74	±9.6%
10596	AAB	IEEE 802.11n (HT Mixed, 20MHz, MCS5, 90pc duty cycle)	WLAN	8.71	±9.6%
10597	AAB	IEEE 802.11n (HT Mixed, 20MHz, MCS6, 90pc duty cycle)	WLAN	8.72	±9.6%
10598	AAB	IEEE 802.11n (HT Mixed, 20MHz, MCS7, 90pc duty cycle)	WLAN	8.50	±9.6%
10599	AAB	IEEE 802.11n (HT Mixed, 40MHz, MCS0, 90pc duty cycle)	WLAN	8.79	±9.6%
10600	AAB	IEEE 802.11n (HT Mixed, 40MHz, MCS1, 90pc duty cycle)	WLAN	8.88	±9.6%
10601	AAB	IEEE 802.11n (HT Mixed, 40MHz, MCS2, 90pc duty cycle)	WLAN	8.82	±9.6%
10602	AAB	IEEE 802.11n (HT Mixed, 40MHz, MCS3, 90pc duty cycle)	WLAN	8.94	±9.6%
10603	AAB	IEEE 802.11n (HT Mixed, 40MHz, MCS4, 90pc duty cycle)	WLAN	9.03	±9.6%
10604	AAB	IEEE 802.11n (HT Mixed, 40MHz, MCS5, 90pc duty cycle)	WLAN	8.76	±9.6%
10605	AAB	IEEE 802.11n (HT Mixed, 40MHz, MCS6, 90pc duty cycle)	WLAN	8.97	±9.6%
10606	AAB	IEEE 802.11n (HT Mixed, 40MHz, MCS7, 90pc duty cycle)	WLAN	8.82	±9.6%
10607	AAB	IEEE 802.11ac WiFi (20MHz, MCS0, 90pc duty cycle)	WLAN	8.64	±9.6%
10608	AAB	IEEE 802.11ac WiFi (20MHz, MCS1, 90pc duty cycle)	WLAN	8.77	±9.6%
10609	AAB	IEEE 802.11ac WiFi (20MHz, MCS2, 90pc duty cycle)	WLAN	8.57	±9.6%
10610	AAB	IEEE 802.11ac WiFi (20MHz, MCS3, 90pc duty cycle)	WLAN	8.78	±9.6%
10611	AAB	IEEE 802.11ac WiFi (20MHz, MCS4, 90pc duty cycle)	WLAN	8.70	±9.6%
10612	AAB	IEEE 802.11ac WiFi (20MHz, MCS5, 90pc duty cycle)	WLAN	8.77	±9.6%
10613	AAB	IEEE 802.11ac WiFi (20MHz, MCS6, 90pc duty cycle)	WLAN	8.94	±9.6%
10614	AAB	IEEE 802.11ac WiFi (20MHz, MCS7, 90pc duty cycle)	WLAN	8.59	±9.6%
10615	AAB	IEEE 802.11ac WiFi (20MHz, MCS8, 90pc duty cycle)	WLAN	8.82	±9.6%
10616	AAB	IEEE 802.11ac WiFi (40MHz, MCS0, 90pc duty cycle)	WLAN	8.82	±9.6%
10617	AAB	IEEE 802.11ac WiFi (40MHz, MCS1, 90pc duty cycle)	WLAN	8.81	±9.6%
10618	AAB	IEEE 802.11ac WiFi (40MHz, MCS2, 90pc duty cycle)	WLAN	8.58	±9.6%
10619	AAB	IEEE 802.11ac WiFi (40MHz, MCS3, 90pc duty cycle)	WLAN	8.86	±9.6%
10620	AAB	IEEE 802.11ac WiFi (40MHz, MCS4, 90pc duty cycle)	WLAN	8.87	±9.6%
10621	AAB	IEEE 802.11ac WiFi (40MHz, MCS5, 90pc duty cycle)	WLAN	8.77	±9.6%
10622	AAB	IEEE 802.11ac WiFi (40MHz, MCS6, 90pc duty cycle)	WLAN	8.68	±9.6%
10623	AAB	IEEE 802.11ac WiFi (40MHz, MCS7, 90pc duty cycle)	WLAN	8.82	±9.6%
10624	AAB	IEEE 802.11ac WiFi (40MHz, MCS8, 90pc duty cycle)	WLAN	8.96	±9.6%
10625	AAB	IEEE 802.11ac WiFi (40MHz, MCS9, 90pc duty cycle)	WLAN	8.96	±9.6%
10626	AAB	IEEE 802.11ac WiFi (80MHz, MCS0, 90pc duty cycle)	WLAN	8.83	±9.6%
10627	AAB	IEEE 802.11ac WiFi (80MHz, MCS1, 90pc duty cycle)	WLAN	8.88	±9.6%
10628	AAB	IEEE 802.11ac WiFi (80MHz, MCS2, 90pc duty cycle)	WLAN	8.71	±9.6%
10629	AAB	IEEE 802.11ac WiFi (80MHz, MCS3, 90pc duty cycle)	WLAN	8.85	±9.6%
10630	AAB	IEEE 802.11ac WiFi (80MHz, MCS4, 90pc duty cycle)	WLAN	8.72	±9.6%
10631	AAB	IEEE 802.11ac WiFi (80MHz, MCS5, 90pc duty cycle)	WLAN	8.81	±9.6%
10632	AAB	IEEE 802.11ac WiFi (80MHz, MCS6, 90pc duty cycle)	WLAN	8.74	±9.6%
10633	AAB	IEEE 802.11ac WiFi (80MHz, MCS7, 90pc duty cycle)	WLAN	8.83	±9.6%
10634	AAB	IEEE 802.11ac WiFi (80MHz, MCS8, 90pc duty cycle)	WLAN	8.80	±9.6%
10635	AAB	IEEE 802.11ac WiFi (80MHz, MCS9, 90pc duty cycle)	WLAN	8.81	±9.6%
10636	AAC	IEEE 802.11ac WiFi (160MHz, MCS0, 90pc duty cycle)	WLAN	8.83	±9.6%
10637	AAC	IEEE 802.11ac WiFi (160MHz, MCS1, 90pc duty cycle)	WLAN	8.79	±9.6%
10638	AAC	IEEE 802.11ac WiFi (160MHz, MCS2, 90pc duty cycle)	WLAN	8.86	±9.6%
10639	AAC	IEEE 802.11ac WiFi (160MHz, MCS3, 90pc duty cycle)	WLAN	8.85	±9.6%
10640	AAC	IEEE 802.11ac WiFi (160MHz, MCS4, 90pc duty cycle)	WLAN	8.98	±9.6%
10641	AAC	IEEE 802.11ac WiFi (160MHz, MCS5, 90pc duty cycle)	WLAN	9.06	±9.6%
10642	AAC	IEEE 802.11ac WiFi (160MHz, MCS6, 90pc duty cycle)	WLAN	9.06	±9.6%
10643	AAC	IEEE 802.11ac WiFi (160MHz, MCS7, 90pc duty cycle)	WLAN	8.89	±9.6%
10644	AAC	IEEE 802.11ac WiFi (160MHz, MCS8, 90pc duty cycle)	WLAN	9.05	±9.6%
10645	AAC	IEEE 802.11ac WiFi (160MHz, MCS9, 90pc duty cycle)	WLAN	9.11	±9.6%
10646	AAF	LTE-TDD (SC-FDMA, 1 RB, 5 MHz, QPSK, UL Subframe=2,7)	LTE-TDD	11.96	±9.6%
10647	AAF	LTE-TDD (SC-FDMA, 1 RB, 20 MHz, QPSK, UL Subframe=2,7)	LTE-TDD	11.96	±9.6%
10648	AAA	CDMA2000 (1x Advanced)	CDMA2000	3.45	±9.6%
10652	AAD	LTE-TDD (OFDMA, 5 MHz, E-TM 3.1, Clipping 44%)	LTE-TDD	6.91	±9.6%
10653	AAD	LTE-TDD (OFDMA, 10 MHz, E-TM 3.1, Clipping 44%)	LTE-TDD	7.42	±9.6%
10654	AAD	LTE-TDD (OFDMA, 15 MHz, E-TM 3.1, Clipping 44%)	LTE-TDD	6.96	±9.6%

10655	AAE	LTE-TDD (OFDMA, 20 MHz, E-TM 3.1, Clipping 44%)	LTE-TDD	7.21	±9.6 %
10658	AAA	Pulse Waveform (200Hz, 10%)	Test	10.00	±9.6 %
10659	AAA	Pulse Waveform (200Hz, 20%)	Test	6.99	±9.6 %
10660	AAA	Pulse Waveform (200Hz, 40%)	Test	3.98	±9.6 %
10661	AAA	Pulse Waveform (200Hz, 60%)	Test	2.22	±9.6 %
10662	AAA	Pulse Waveform (200Hz, 80%)	Test	0.97	±9.6 %
10670	AAA	Bluetooth Low Energy	Bluetooth	2.19	±9.6 %
10671	AAA	IEEE 802.11ax (20MHz, MCS0, 90pc duty cycle)	WLAN	9.09	±9.6 %
10672	AAA	IEEE 802.11ax (20MHz, MCS1, 90pc duty cycle)	WLAN	8.57	±9.6 %
10673	AAA	IEEE 802.11ax (20MHz, MCS2, 90pc duty cycle)	WLAN	8.78	±9.6 %
10674	AAA	IEEE 802.11ax (20MHz, MCS3, 90pc duty cycle)	WLAN	8.74	±9.6 %
10675	AAA	IEEE 802.11ax (20MHz, MCS4, 90pc duty cycle)	WLAN	8.90	±9.6 %
10676	AAA	IEEE 802.11ax (20MHz, MCS5, 90pc duty cycle)	WLAN	8.77	±9.6 %
10677	AAA	IEEE 802.11ax (20MHz, MCS6, 90pc duty cycle)	WLAN	8.73	±9.6 %
10678	AAA	IEEE 802.11ax (20MHz, MCS7, 90pc duty cycle)	WLAN	8.78	±9.6 %
10679	AAA	IEEE 802.11ax (20MHz, MCS8, 90pc duty cycle)	WLAN	8.89	±9.6 %
10680	AAA	IEEE 802.11ax (20MHz, MCS9, 90pc duty cycle)	WLAN	8.80	±9.6 %
10681	AAA	IEEE 802.11ax (20MHz, MCS10, 90pc duty cycle)	WLAN	8.62	±9.6 %
10682	AAA	IEEE 802.11ax (20MHz, MCS11, 90pc duty cycle)	WLAN	8.83	±9.6 %
10683	AAA	IEEE 802.11ax (20MHz, MCS0, 99pc duty cycle)	WLAN	8.42	±9.6 %
10684	AAA	IEEE 802.11ax (20MHz, MCS1, 99pc duty cycle)	WLAN	8.26	±9.6 %
10685	AAA	IEEE 802.11ax (20MHz, MCS2, 99pc duty cycle)	WLAN	8.33	±9.6 %
10686	AAA	IEEE 802.11ax (20MHz, MCS3, 99pc duty cycle)	WLAN	8.28	±9.6 %
10687	AAA	IEEE 802.11ax (20MHz, MCS4, 99pc duty cycle)	WLAN	8.45	±9.6 %
10688	AAA	IEEE 802.11ax (20MHz, MCS5, 99pc duty cycle)	WLAN	8.29	±9.6 %
10689	AAA	IEEE 802.11ax (20MHz, MCS6, 99pc duty cycle)	WLAN	8.55	±9.6 %
10690	AAA	IEEE 802.11ax (20MHz, MCS7, 99pc duty cycle)	WLAN	8.29	±9.6 %
10691	AAA	IEEE 802.11ax (20MHz, MCS8, 99pc duty cycle)	WLAN	8.25	±9.6 %
10692	AAA	IEEE 802.11ax (20MHz, MCS9, 99pc duty cycle)	WLAN	8.29	±9.6 %
10693	AAA	IEEE 802.11ax (20MHz, MCS10, 99pc duty cycle)	WLAN	8.25	±9.6 %
10694	AAA	IEEE 802.11ax (20MHz, MCS11, 99pc duty cycle)	WLAN	8.57	±9.6 %
10695	AAA	IEEE 802.11ax (40MHz, MCS0, 90pc duty cycle)	WLAN	8.78	±9.6 %
10696	AAA	IEEE 802.11ax (40MHz, MCS1, 90pc duty cycle)	WLAN	8.91	±9.6 %
10697	AAA	IEEE 802.11ax (40MHz, MCS2, 90pc duty cycle)	WLAN	8.61	±9.6 %
10698	AAA	IEEE 802.11ax (40MHz, MCS3, 90pc duty cycle)	WLAN	8.89	±9.6 %
10699	AAA	IEEE 802.11ax (40MHz, MCS4, 90pc duty cycle)	WLAN	8.82	±9.6 %
10700	AAA	IEEE 802.11ax (40MHz, MCS5, 90pc duty cycle)	WLAN	8.73	±9.6 %
10701	AAA	IEEE 802.11ax (40MHz, MCS6, 90pc duty cycle)	WLAN	8.86	±9.6 %
10702	AAA	IEEE 802.11ax (40MHz, MCS7, 90pc duty cycle)	WLAN	8.70	±9.6 %
10703	AAA	IEEE 802.11ax (40MHz, MCS8, 90pc duty cycle)	WLAN	8.82	±9.6 %
10704	AAA	IEEE 802.11ax (40MHz, MCS9, 90pc duty cycle)	WLAN	8.56	±9.6 %
10705	AAA	IEEE 802.11ax (40MHz, MCS10, 90pc duty cycle)	WLAN	8.69	±9.6 %
10706	AAA	IEEE 802.11ax (40MHz, MCS11, 90pc duty cycle)	WLAN	8.66	±9.6 %
10707	AAA	IEEE 802.11ax (40MHz, MCS0, 99pc duty cycle)	WLAN	8.32	±9.6 %
10708	AAA	IEEE 802.11ax (40MHz, MCS1, 99pc duty cycle)	WLAN	8.55	±9.6 %
10709	AAA	IEEE 802.11ax (40MHz, MCS2, 99pc duty cycle)	WLAN	8.33	±9.6 %
10710	AAA	IEEE 802.11ax (40MHz, MCS3, 99pc duty cycle)	WLAN	8.29	±9.6 %
10711	AAA	IEEE 802.11ax (40MHz, MCS4, 99pc duty cycle)	WLAN	8.39	±9.6 %
10712	AAA	IEEE 802.11ax (40MHz, MCS5, 99pc duty cycle)	WLAN	8.67	±9.6 %
10713	AAA	IEEE 802.11ax (40MHz, MCS6, 99pc duty cycle)	WLAN	8.33	±9.6 %
10714	AAA	IEEE 802.11ax (40MHz, MCS7, 99pc duty cycle)	WLAN	8.26	±9.6 %
10715	AAA	IEEE 802.11ax (40MHz, MCS8, 99pc duty cycle)	WLAN	8.45	±9.6 %
10716	AAA	IEEE 802.11ax (40MHz, MCS9, 99pc duty cycle)	WLAN	8.30	±9.6 %
10717	AAA	IEEE 802.11ax (40MHz, MCS10, 99pc duty cycle)	WLAN	8.48	±9.6 %
10718	AAA	IEEE 802.11ax (40MHz, MCS11, 99pc duty cycle)	WLAN	8.24	±9.6 %
10719	AAA	IEEE 802.11ax (80MHz, MCS0, 90pc duty cycle)	WLAN	8.81	±9.6 %
10720	AAA	IEEE 802.11ax (80MHz, MCS1, 90pc duty cycle)	WLAN	8.87	±9.6 %
10721	AAA	IEEE 802.11ax (80MHz, MCS2, 90pc duty cycle)	WLAN	8.76	±9.6 %
10722	AAA	IEEE 802.11ax (80MHz, MCS3, 90pc duty cycle)	WLAN	8.55	±9.6 %
10723	AAA	IEEE 802.11ax (80MHz, MCS4, 90pc duty cycle)	WLAN	8.70	±9.6 %
10724	AAA	IEEE 802.11ax (80MHz, MCS5, 90pc duty cycle)	WLAN	8.90	±9.6 %
10725	AAA	IEEE 802.11ax (80MHz, MCS6, 90pc duty cycle)	WLAN	8.74	±9.6 %
10726	AAA	IEEE 802.11ax (80MHz, MCS7, 90pc duty cycle)	WLAN	8.72	±9.6 %
10727	AAA	IEEE 802.11ax (80MHz, MCS8, 90pc duty cycle)	WLAN	8.66	±9.6 %

10728	AAA	IEEE 802.11ax (80MHz, MCS9, 90pc duty cycle)	WLAN	8.65	± 9.6 %
10729	AAA	IEEE 802.11ax (80MHz, MCS10, 90pc duty cycle)	WLAN	8.64	± 9.6 %
10730	AAA	IEEE 802.11ax (80MHz, MCS11, 90pc duty cycle)	WLAN	8.67	± 9.6 %
10731	AAA	IEEE 802.11ax (80MHz, MCS0, 99pc duty cycle)	WLAN	8.42	± 9.6 %
10732	AAA	IEEE 802.11ax (80MHz, MCS1, 99pc duty cycle)	WLAN	8.46	± 9.6 %
10733	AAA	IEEE 802.11ax (80MHz, MCS2, 99pc duty cycle)	WLAN	8.40	± 9.6 %
10734	AAA	IEEE 802.11ax (80MHz, MCS3, 99pc duty cycle)	WLAN	8.25	± 9.6 %
10735	AAA	IEEE 802.11ax (80MHz, MCS4, 99pc duty cycle)	WLAN	8.33	± 9.6 %
10736	AAA	IEEE 802.11ax (80MHz, MCS5, 99pc duty cycle)	WLAN	8.27	± 9.6 %
10737	AAA	IEEE 802.11ax (80MHz, MCS6, 99pc duty cycle)	WLAN	8.36	± 9.6 %
10738	AAA	IEEE 802.11ax (80MHz, MCS7, 99pc duty cycle)	WLAN	8.42	± 9.6 %
10739	AAA	IEEE 802.11ax (80MHz, MCS8, 99pc duty cycle)	WLAN	8.29	± 9.6 %
10740	AAA	IEEE 802.11ax (80MHz, MCS9, 99pc duty cycle)	WLAN	8.48	± 9.6 %
10741	AAA	IEEE 802.11ax (80MHz, MCS10, 99pc duty cycle)	WLAN	8.40	± 9.6 %
10742	AAA	IEEE 802.11ax (80MHz, MCS11, 99pc duty cycle)	WLAN	8.43	± 9.6 %
10743	AAA	IEEE 802.11ax (160MHz, MCS0, 90pc duty cycle)	WLAN	8.94	± 9.6 %
10744	AAA	IEEE 802.11ax (160MHz, MCS1, 90pc duty cycle)	WLAN	9.16	± 9.6 %
10745	AAA	IEEE 802.11ax (160MHz, MCS2, 90pc duty cycle)	WLAN	8.93	± 9.6 %
10746	AAA	IEEE 802.11ax (160MHz, MCS3, 90pc duty cycle)	WLAN	9.11	± 9.6 %
10747	AAA	IEEE 802.11ax (160MHz, MCS4, 90pc duty cycle)	WLAN	9.04	± 9.6 %
10748	AAA	IEEE 802.11ax (160MHz, MCS5, 90pc duty cycle)	WLAN	8.93	± 9.6 %
10749	AAA	IEEE 802.11ax (160MHz, MCS6, 90pc duty cycle)	WLAN	8.90	± 9.6 %
10750	AAA	IEEE 802.11ax (160MHz, MCS7, 90pc duty cycle)	WLAN	8.79	± 9.6 %
10751	AAA	IEEE 802.11ax (160MHz, MCS8, 90pc duty cycle)	WLAN	8.82	± 9.6 %
10752	AAA	IEEE 802.11ax (160MHz, MCS9, 90pc duty cycle)	WLAN	8.81	± 9.6 %
10753	AAA	IEEE 802.11ax (160MHz, MCS10, 90pc duty cycle)	WLAN	9.00	± 9.6 %
10754	AAA	IEEE 802.11ax (160MHz, MCS11, 90pc duty cycle)	WLAN	8.94	± 9.6 %
10755	AAA	IEEE 802.11ax (160MHz, MCS0, 99pc duty cycle)	WLAN	8.64	± 9.6 %
10756	AAA	IEEE 802.11ax (160MHz, MCS1, 99pc duty cycle)	WLAN	8.77	± 9.6 %
10757	AAA	IEEE 802.11ax (160MHz, MCS2, 99pc duty cycle)	WLAN	8.77	± 9.6 %
10758	AAA	IEEE 802.11ax (160MHz, MCS3, 99pc duty cycle)	WLAN	8.69	± 9.6 %
10759	AAA	IEEE 802.11ax (160MHz, MCS4, 99pc duty cycle)	WLAN	8.58	± 9.6 %
10760	AAA	IEEE 802.11ax (160MHz, MCS5, 99pc duty cycle)	WLAN	8.49	± 9.6 %
10761	AAA	IEEE 802.11ax (160MHz, MCS6, 99pc duty cycle)	WLAN	8.58	± 9.6 %
10762	AAA	IEEE 802.11ax (160MHz, MCS7, 99pc duty cycle)	WLAN	8.49	± 9.6 %
10763	AAA	IEEE 802.11ax (160MHz, MCS8, 99pc duty cycle)	WLAN	8.53	± 9.6 %
10764	AAA	IEEE 802.11ax (160MHz, MCS9, 99pc duty cycle)	WLAN	8.54	± 9.6 %
10765	AAA	IEEE 802.11ax (160MHz, MCS10, 99pc duty cycle)	WLAN	8.54	± 9.6 %
10766	AAA	IEEE 802.11ax (160MHz, MCS11, 99pc duty cycle)	WLAN	8.51	± 9.6 %

⁸ Uncertainty is determined using the max. deviation from linear response applying rectangular distribution and is expressed for the square of the field value.



Accredited by the Swiss Accreditation Service (SAS)
The Swiss Accreditation Service is one of the signatories to the EA
Multilateral Agreement for the recognition of calibration certificates

Accreditation No.: **SCS 0108**

Client **Sporton**

Certificate No: **ES3-3293_Nov19**

CALIBRATION CERTIFICATE

Object **ES3DV3 - SN:3293**

Calibration procedure(s) **QA CAL-01.v9, QA CAL-23.v5, QA CAL-25.v7
Calibration procedure for dosimetric E-field probes**

Calibration date: **November 25, 2019**

This calibration certificate documents the traceability to national standards, which realize the physical units of measurements (SI).
The measurements and the uncertainties with confidence probability are given on the following pages and are part of the certificate.

All calibrations have been conducted in the closed laboratory facility: environment temperature (22 ± 3)°C and humidity < 70%.

Calibration Equipment used (M&TE critical for calibration)

Primary Standards	ID	Cal Date (Certificate No.)	Scheduled Calibration
Power meter NRP	SN: 104778	03-Apr-19 (No. 217-02892/02893)	Apr-20
Power sensor NRP-Z91	SN: 103244	03-Apr-19 (No. 217-02892)	Apr-20
Power sensor NRP-Z91	SN: 103245	03-Apr-19 (No. 217-02893)	Apr-20
Reference 20 dB Attenuator	SN: S5277 (20x)	04-Apr-19 (No. 217-02894)	Apr-20
DAE4	SN: 660	07-Oct-19 (No. DAE4-660_Oct19)	Oct-20
Reference Probe ES3DV2	SN: 3013	31-Dec-18 (No. ES3-3013_Dec18)	Dec-19
Secondary Standards	ID	Check Date (in house)	Scheduled Check
Power meter E4419B	SN: GB41293874	06-Apr-16 (in house check Jun-18)	In house check: Jun-20
Power sensor E4412A	SN: MY41498087	06-Apr-16 (in house check Jun-18)	In house check: Jun-20
Power sensor E4412A	SN: 000110210	06-Apr-16 (in house check Jun-18)	In house check: Jun-20
RF generator HP 8648C	SN: US3642U01700	04-Aug-99 (in house check Jun-18)	In house check: Jun-20
Network Analyzer E8358A	SN: US41080477	31-Mar-14 (in house check Oct-19)	In house check: Oct-20

	Name	Function	Signature
Calibrated by:	Leif Klysner	Laboratory Technician	
Approved by:	Katja Pokovic	Technical Manager	
			Issued: November 26, 2019

This calibration certificate shall not be reproduced except in full without written approval of the laboratory.



Accredited by the Swiss Accreditation Service (SAS)

Accreditation No.: **SCS 0108**

The Swiss Accreditation Service is one of the signatories to the EA
Multilateral Agreement for the recognition of calibration certificates

Glossary:

TSL	tissue simulating liquid
NORM _{x,y,z}	sensitivity in free space
ConvF	sensitivity in TSL / NORM _{x,y,z}
DCP	diode compression point
CF	crest factor (1/duty_cycle) of the RF signal
A, B, C, D	modulation dependent linearization parameters
Polarization φ	φ rotation around probe axis
Polarization ϑ	ϑ rotation around an axis that is in the plane normal to probe axis (at measurement center), i.e., $\vartheta = 0$ is normal to probe axis
Connector Angle	information used in DASY system to align probe sensor X to the robot coordinate system

Calibration is Performed According to the Following Standards:

- IEEE Std 1528-2013, "IEEE Recommended Practice for Determining the Peak Spatial-Averaged Specific Absorption Rate (SAR) in the Human Head from Wireless Communications Devices: Measurement Techniques", June 2013
- IEC 62209-1, "Measurement procedure for the assessment of Specific Absorption Rate (SAR) from hand-held and body-mounted devices used next to the ear (frequency range of 300 MHz to 6 GHz)", July 2016
- IEC 62209-2, "Procedure to determine the Specific Absorption Rate (SAR) for wireless communication devices used in close proximity to the human body (frequency range of 30 MHz to 6 GHz)", March 2010
- KDB 865664, "SAR Measurement Requirements for 100 MHz to 6 GHz"

Methods Applied and Interpretation of Parameters:

- NORM_{x,y,z}**: Assessed for E-field polarization $\vartheta = 0$ ($f \leq 900$ MHz in TEM-cell; $f > 1800$ MHz: R22 waveguide). NORM_{x,y,z} are only intermediate values, i.e., the uncertainties of NORM_{x,y,z} does not affect the E²-field uncertainty inside TSL (see below ConvF).
- NORM(f)_{x,y,z}** = NORM_{x,y,z} * frequency_response (see Frequency Response Chart). This linearization is implemented in DASY4 software versions later than 4.2. The uncertainty of the frequency response is included in the stated uncertainty of ConvF.
- DCP_{x,y,z}**: DCP are numerical linearization parameters assessed based on the data of power sweep with CW signal (no uncertainty required). DCP does not depend on frequency nor media.
- PAR**: PAR is the Peak to Average Ratio that is not calibrated but determined based on the signal characteristics
- A_{x,y,z}; B_{x,y,z}; C_{x,y,z}; D_{x,y,z}; VR_{x,y,z}**: A, B, C, D are numerical linearization parameters assessed based on the data of power sweep for specific modulation signal. The parameters do not depend on frequency nor media. VR is the maximum calibration range expressed in RMS voltage across the diode.
- ConvF and Boundary Effect Parameters**: Assessed in flat phantom using E-field (or Temperature Transfer Standard for $f \leq 800$ MHz) and inside waveguide using analytical field distributions based on power measurements for $f > 800$ MHz. The same setups are used for assessment of the parameters applied for boundary compensation (alpha, depth) of which typical uncertainty values are given. These parameters are used in DASY4 software to improve probe accuracy close to the boundary. The sensitivity in TSL corresponds to NORM_{x,y,z} * ConvF whereby the uncertainty corresponds to that given for ConvF. A frequency dependent ConvF is used in DASY version 4.4 and higher which allows extending the validity from ± 50 MHz to ± 100 MHz.
- Spherical isotropy (3D deviation from isotropy)**: in a field of low gradients realized using a flat phantom exposed by a patch antenna.
- Sensor Offset**: The sensor offset corresponds to the offset of virtual measurement center from the probe tip (on probe axis). No tolerance required.
- Connector Angle**: The angle is assessed using the information gained by determining the NORM_x (no uncertainty required).

DASY/EASY - Parameters of Probe: ES3DV3 - SN:3293

Basic Calibration Parameters

	Sensor X	Sensor Y	Sensor Z	Unc (k=2)
Norm ($\mu\text{V}/(\text{V}/\text{m})^2$) ^A	1.09	0.90	0.71	$\pm 10.1 \%$
DCP (mV) ^B	105.6	104.0	109.8	

Calibration Results for Modulation Response

UID	Communication System Name		A dB	B dB $\sqrt{\mu\text{V}}$	C	D dB	VR mV	Max dev.	Unc ^E (k=2)
0	CW	X	0.0	0.0	1.0	0.00	197.9	$\pm 3.5 \%$	$\pm 4.7 \%$
		Y	0.0	0.0	1.0		199.0		
		Z	0.0	0.0	1.0		206.6		

The reported uncertainty of measurement is stated as the standard uncertainty of measurement multiplied by the coverage factor $k=2$, which for a normal distribution corresponds to a coverage probability of approximately 95%.

^A The uncertainties of Norm X,Y,Z do not affect the E²-field uncertainty inside TSL (see Page 5).

^B Numerical linearization parameter: uncertainty not required.

^E Uncertainty is determined using the max. deviation from linear response applying rectangular distribution and is expressed for the square of the field value.

DASY/EASY - Parameters of Probe: ES3DV3 - SN:3293

Other Probe Parameters

Sensor Arrangement	Triangular
Connector Angle (°)	-4.6
Mechanical Surface Detection Mode	enabled
Optical Surface Detection Mode	disabled
Probe Overall Length	337 mm
Probe Body Diameter	10 mm
Tip Length	10 mm
Tip Diameter	4 mm
Probe Tip to Sensor X Calibration Point	2 mm
Probe Tip to Sensor Y Calibration Point	2 mm
Probe Tip to Sensor Z Calibration Point	2 mm
Recommended Measurement Distance from Surface	3 mm

DASY/EASY - Parameters of Probe: ES3DV3 - SN:3293

Calibration Parameter Determined in Head Tissue Simulating Media

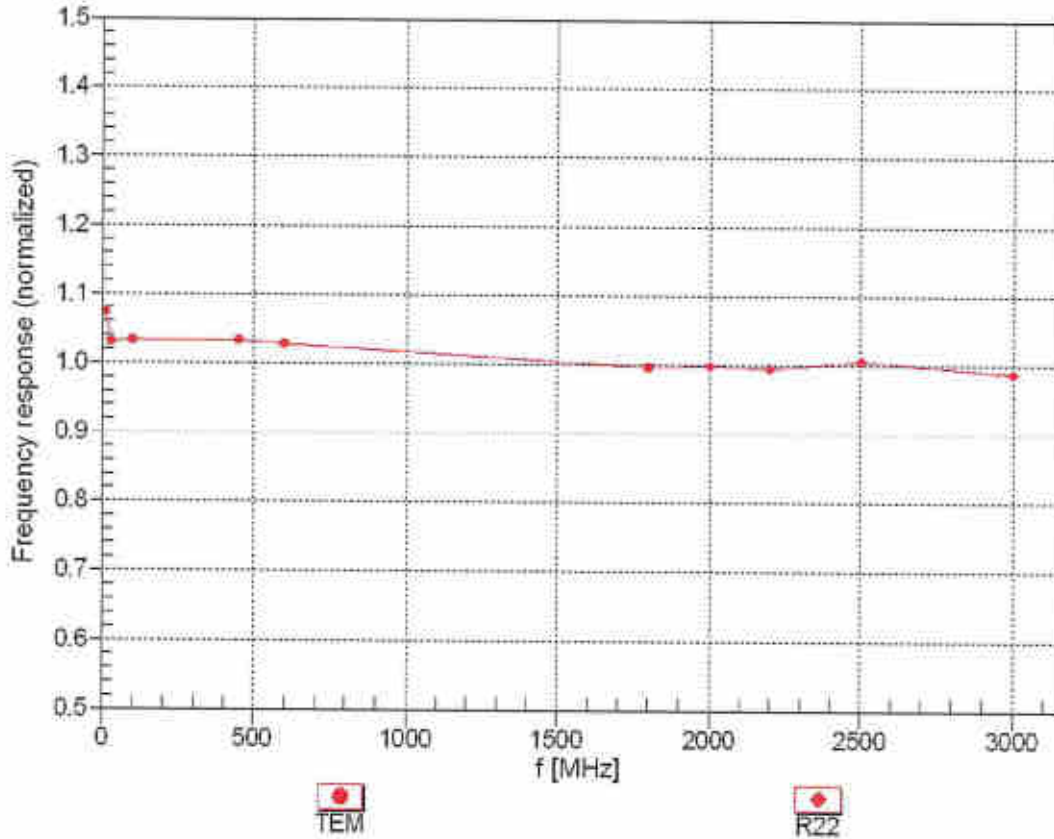
f (MHz) ^C	Relative Permittivity ^F	Conductivity (S/m) ^F	ConvF X	ConvF Y	ConvF Z	Alpha ^G	Depth ^H (mm)	Unc (k=2)
750	41.9	0.89	6.56	6.56	6.56	0.80	1.23	± 12.0 %
835	41.5	0.90	6.39	6.39	6.39	0.80	1.26	± 12.0 %
900	41.5	0.97	6.23	6.23	6.23	0.72	1.30	± 12.0 %
1450	40.5	1.20	5.89	5.89	5.89	0.48	1.49	± 12.0 %
1750	40.1	1.37	5.53	5.53	5.53	0.55	1.38	± 12.0 %
1900	40.0	1.40	5.32	5.32	5.32	0.67	1.30	± 12.0 %
2000	40.0	1.40	5.25	5.25	5.25	0.50	1.55	± 12.0 %
2300	39.5	1.67	4.89	4.89	4.89	0.63	1.42	± 12.0 %
2450	39.2	1.80	4.60	4.60	4.60	0.80	1.33	± 12.0 %
2600	39.0	1.96	4.39	4.39	4.39	0.75	1.41	± 12.0 %

^C Frequency validity above 300 MHz of ± 100 MHz only applies for DASY v4.4 and higher (see Page 2), else it is restricted to ± 50 MHz. The uncertainty is the RSS of the ConvF uncertainty at calibration frequency and the uncertainty for the indicated frequency band. Frequency validity below 300 MHz is ± 10, 25, 40, 50 and 70 MHz for ConvF assessments at 30, 64, 128, 150 and 220 MHz respectively. Validity of ConvF assessed at 6 MHz is 4-8 MHz, and ConvF assessed at 13 MHz is 9-19 MHz. Above 5 GHz frequency validity can be extended to ± 110 MHz.

^F At frequencies below 3 GHz, the validity of tissue parameters (ϵ and σ) can be relaxed to ± 10% if liquid compensation formula is applied to measured SAR values. At frequencies above 3 GHz, the validity of tissue parameters (ϵ and σ) is restricted to ± 5%. The uncertainty is the RSS of the ConvF uncertainty for indicated target tissue parameters.

^H Alpha/Depth are determined during calibration. SPEAG warrants that the remaining deviation due to the boundary effect after compensation is always less than ± 1% for frequencies below 3 GHz and below ± 2% for frequencies between 3-6 GHz at any distance larger than half the probe tip diameter from the boundary.

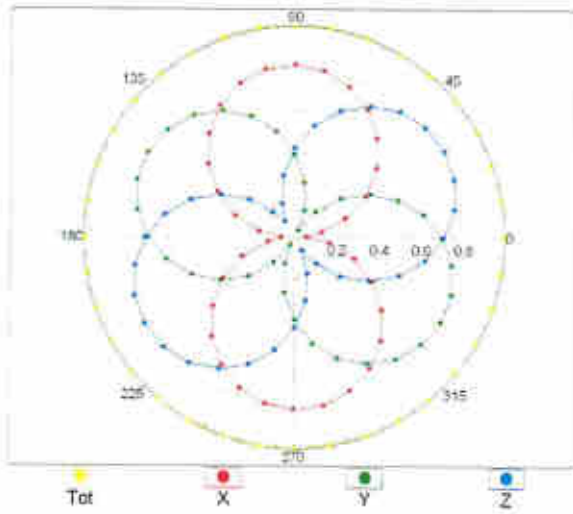
Frequency Response of E-Field (TEM-Cell:ifi110 EXX, Waveguide: R22)



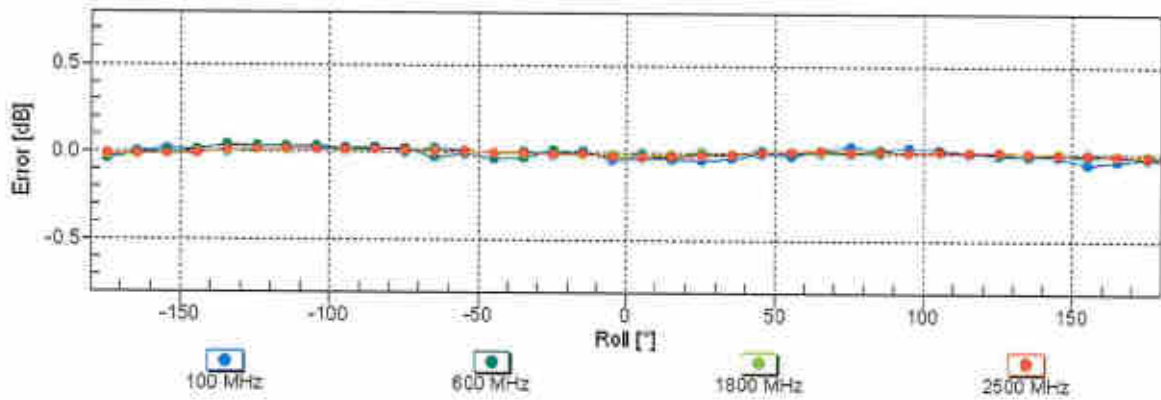
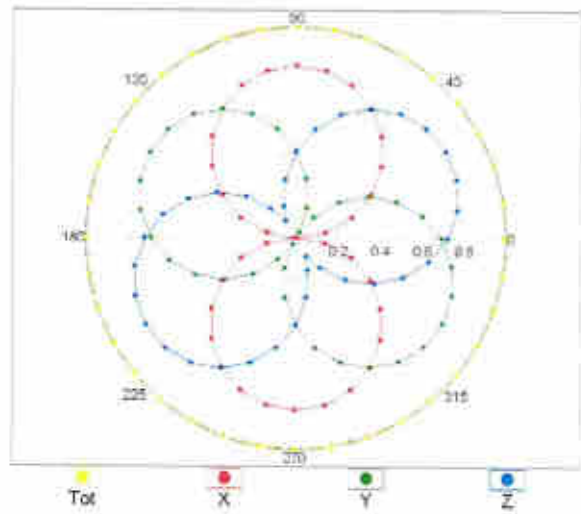
Uncertainty of Frequency Response of E-field: $\pm 6.3\%$ (k=2)

Receiving Pattern (ϕ), $\theta = 0^\circ$

f=600 MHz,TEM

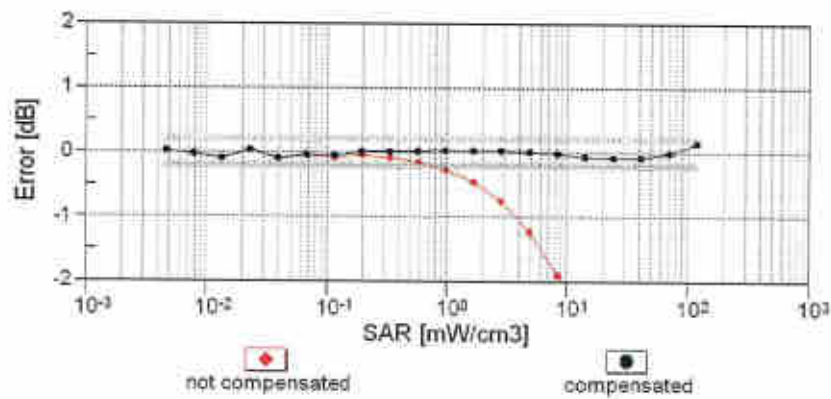
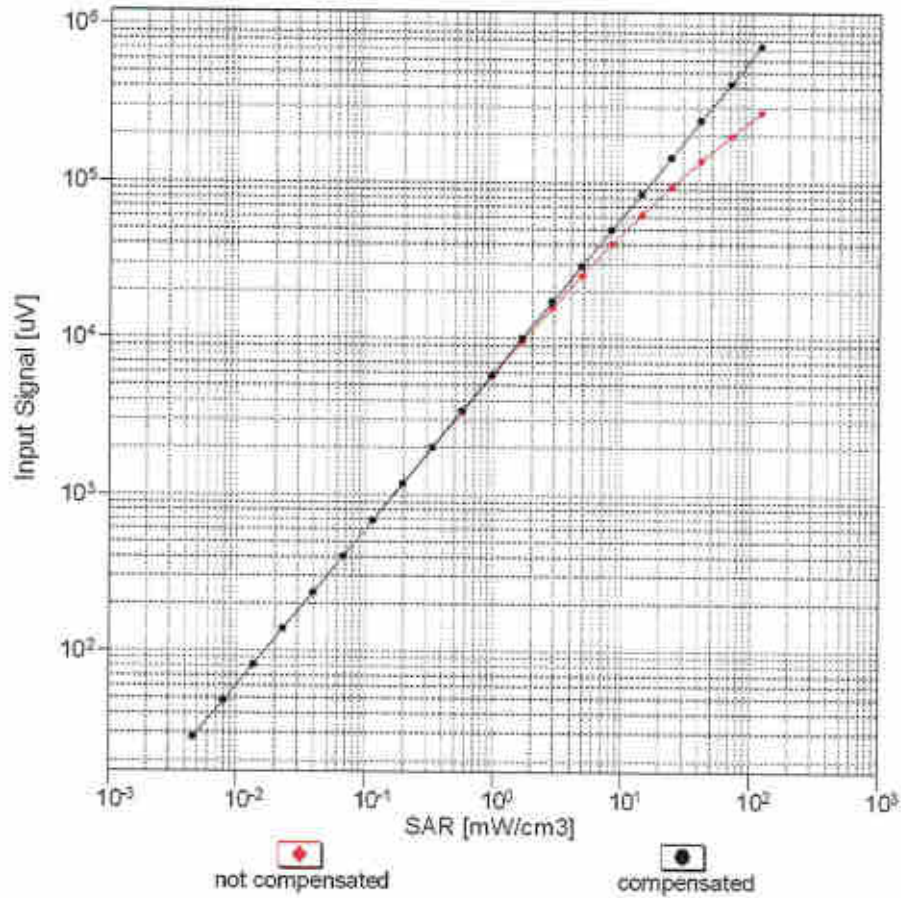


f=1800 MHz,R22



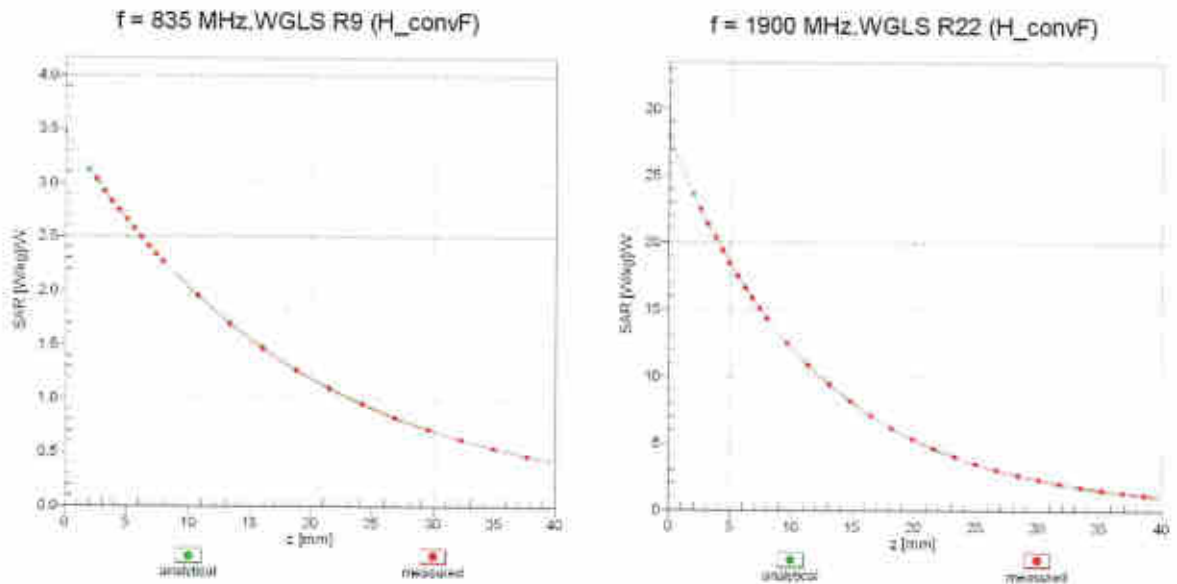
Uncertainty of Axial Isotropy Assessment: $\pm 0.5\%$ (k=2)

Dynamic Range f(SAR_{head}) (TEM cell , f_{eval}= 1900 MHz)


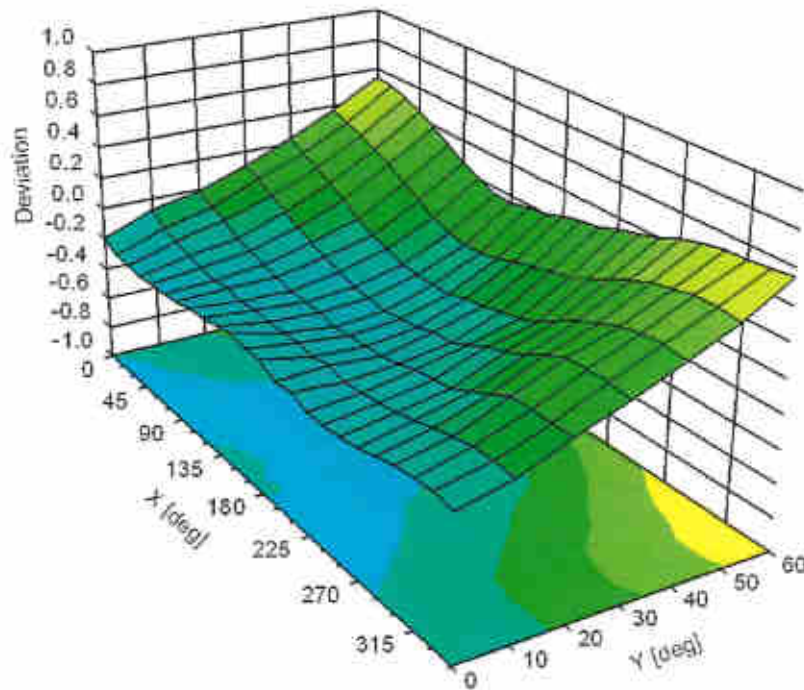


Uncertainty of Linearity Assessment: ± 0.6% (k=2)

Conversion Factor Assessment



Deviation from Isotropy in Liquid Error (ϕ, θ), f = 900 MHz





Appendix E. Conducted RF Output Power Table

The detailed power table are shown as follows.



Full Power

GSM850	Burst Average Power (dBm)			Tune-up Limit (dBm)	Frame-Average Power (dBm)			Tune-up Limit (dBm)
	128	189	251		128	189	251	
Tx Channel	128	189	251		128	189	251	
Frequency (MHz)	852.2	853.4	849.8		852.2	853.4	849.8	
GSM 1 Tx slot	33.04	33.12	33.15	33.50	24.04	24.12	24.15	24.50
GPRS 1 Tx slot	33.03	33.10	33.14	33.50	24.03	24.10	24.14	24.50
GPRS 2 Tx slots	32.18	31.90	31.92	32.50	26.18	25.90	25.92	26.50
GPRS 3 Tx slots	30.51	30.25	30.26	31.50	26.25	25.99	26.00	27.24
GPRS 4 Tx slots	28.71	28.78	28.41	29.50	25.71	25.78	25.41	26.50
EDGE 1 Tx slot	27.10	27.14	26.92	28.00	18.10	18.14	17.92	19.00
EDGE 2 Tx slots	26.03	26.01	25.73	27.00	20.03	20.01	19.73	21.00
EDGE 3 Tx slots	24.38	24.33	24.10	25.50	20.12	20.07	19.84	21.24
EDGE 4 Tx slots	22.76	22.78	22.49	23.50	19.76	19.78	19.49	20.50

GSM1900	Burst Average Power (dBm)			Tune-up Limit (dBm)	Frame-Average Power (dBm)			Tune-up Limit (dBm)
	512	661	810		512	661	810	
Tx Channel	512	661	810		512	661	810	
Frequency (MHz)	1850.2	1880	1909.8		1850.2	1880	1909.8	
GSM 1 Tx slot	30.25	30.12	30.35	30.50	21.25	21.12	21.35	21.50
GPRS 1 Tx slot	30.24	30.11	30.33	30.50	21.24	21.11	21.33	21.50
GPRS 2 Tx slots	29.24	29.14	29.39	30.00	23.24	23.14	23.39	24.00
GPRS 3 Tx slots	27.56	27.61	27.65	28.50	23.30	23.35	23.39	24.24
GPRS 4 Tx slots	25.90	25.90	26.12	27.00	22.90	22.90	23.12	24.00
EDGE 1 Tx slot	26.09	26.05	26.19	27.00	17.09	17.05	17.19	18.00
EDGE 2 Tx slots	24.96	24.98	25.08	26.00	18.96	18.98	19.08	20.00
EDGE 3 Tx slots	23.30	23.34	23.40	24.50	19.04	19.08	19.14	20.24
EDGE 4 Tx slots	21.65	21.70	21.72	22.50	18.65	18.70	18.72	19.50

Band	WCDMA II			Tune-up Limit (dBm)	WCDMA IV			Tune-up Limit (dBm)	WCDMA V			Tune-up Limit (dBm)	
	9262	9400	9538		1312	1413	1513		4132	4182	4233		
Tx Channel	9262	9400	9538		1312	1413	1513		4132	4182	4233		
Rx Channel	9662	9800	9938		1537	1638	1738		4357	4407	4458		
Frequency (MHz)	1852.4	1880	1907.6		1712.4	1732.6	1752.6		826.4	836.4	846.6		
3GPP Rel 99	AMR 12.2kbps	23.87	23.75	23.89	24.00	23.55	23.63	23.72	24.00	23.95	23.85	23.62	24.00
3GPP Rel 99	RMC 12.2kbps	23.88	23.76	23.90	24.00	23.56	23.64	23.74	24.00	23.96	23.86	23.63	24.00
3GPP Rel 6	HSDPA Subtest-1	22.48	22.38	22.55	23.00	22.20	22.33	22.34	23.00	22.68	22.55	22.32	23.00
3GPP Rel 6	HSDPA Subtest-2	22.50	22.43	22.54	23.00	22.22	22.34	22.32	23.00	22.68	22.61	22.32	23.00
3GPP Rel 6	HSDPA Subtest-3	21.97	21.92	22.07	22.50	21.73	21.40	21.82	22.50	22.17	22.09	21.85	22.50
3GPP Rel 6	HSDPA Subtest-4	21.98	21.94	22.03	22.50	21.74	21.77	21.45	22.50	22.20	22.11	21.84	22.50
3GPP Rel 8	DC-HSDPA Subtest-1	22.46	22.34	22.50	23.00	22.16	22.28	22.32	23.00	22.63	22.53	22.28	23.00
3GPP Rel 8	DC-HSDPA Subtest-2	22.48	22.39	22.49	23.00	22.18	22.29	22.30	23.00	22.63	22.59	22.28	23.00
3GPP Rel 8	DC-HSDPA Subtest-3	21.95	21.88	22.02	22.50	21.69	21.35	21.80	22.50	22.12	22.07	21.81	22.50
3GPP Rel 8	DC-HSDPA Subtest-4	21.96	21.90	21.98	22.50	21.70	21.72	21.43	22.50	22.15	22.09	21.80	22.50
3GPP Rel 6	HSUPA Subtest-1	22.48	22.39	22.60	23.00	22.17	22.25	22.30	23.00	22.70	22.54	22.34	23.00
3GPP Rel 6	HSUPA Subtest-2	20.44	20.42	20.54	21.00	20.19	20.28	20.30	21.00	20.72	20.53	20.33	21.00
3GPP Rel 6	HSUPA Subtest-3	21.48	21.41	21.53	22.00	21.20	21.27	21.31	22.00	21.71	21.60	21.34	22.00
3GPP Rel 6	HSUPA Subtest-4	20.43	20.38	20.55	21.00	20.22	20.27	20.23	21.00	20.67	20.56	20.27	21.00
3GPP Rel 6	HSUPA Subtest-5	22.50	22.40	22.50	23.00	22.20	22.30	22.30	23.00	22.70	22.60	22.30	23.00



Band 2

Table with columns: BW [MHz], Modulation, RB Size, RB Offset, Power Low Ch./Freq., Power Middle Ch./Freq., Power High Ch./Freq., Tune-up limit (dBm), MPR (dB). Contains data for Band 2 across various modulation schemes and power levels.

Band 4

Table with columns: BW [MHz], Modulation, RB Size, RB Offset, Power Low Ch./Freq., Power Middle Ch./Freq., Power High Ch./Freq., Tune-up limit (dBm), MPR (dB). Contains data for Band 4 across various modulation schemes and power levels.

Band 5

Table with columns: BW [MHz], Modulation, RB Size, RB Offset, Power Low Ch./Freq., Power Middle Ch./Freq., Power High Ch./Freq., Tune-up limit (dBm), MPR (dB). Contains data for Band 5 across various modulation schemes and power levels.

**Band 7**

BW [MHz]	Modulation	RB Size	RB Offset	Power			Tune-up limit (dBm)	MPR (dB)
				Low Ch. Freq.	Middle Ch. Freq.	High Ch. Freq.		
Channel				20850	21100	21350		
Frequency (MHz)				2510	2535	2560		
20	QPSK	1	0	22.36	22.44	22.36	24	0
20	QPSK	1	49	22.29	22.31	22.35		
20	QPSK	1	99	22.24	22.43	22.39		
20	QPSK	50	0	21.46	21.47	21.42	23	1
20	QPSK	50	24	21.41	21.43	21.42		
20	QPSK	50	50	21.35	21.45	21.43		
20	QPSK	100	0	21.41	21.48	21.42	23	1
20	16QAM	1	0	21.55	21.52	21.66		
20	16QAM	1	49	21.57	21.57	21.63		
20	16QAM	1	99	21.57	21.70	21.66	22	2
20	16QAM	50	0	20.50	20.48	20.48		
20	16QAM	50	24	20.45	20.47	20.50		
20	16QAM	50	50	20.40	20.44	20.51	22	2
20	16QAM	100	0	20.45	20.47	20.51		
20	64QAM	1	0	20.61	20.55	20.65		
20	64QAM	1	49	20.59	20.59	20.69	21	3
20	64QAM	1	99	20.53	20.71	20.66		
20	64QAM	50	0	19.61	19.58	19.60		
20	64QAM	50	24	19.37	19.58	19.61	21	3
20	64QAM	50	50	19.53	19.59	19.52		
20	64QAM	100	0	19.57	19.59	19.64		
Channel				20825	21100	21375		
Frequency (MHz)				2507.5	2535	2562.5		
15	QPSK	1	0	22.35	22.41	22.34	24	0
15	QPSK	1	37	22.23	22.32	22.36		
15	QPSK	1	74	22.32	22.39	22.37		
15	QPSK	36	0	21.35	21.39	21.44	23	1
15	QPSK	36	20	21.40	21.41	21.46		
15	QPSK	36	39	21.36	21.40	21.39		
15	QPSK	75	0	21.43	21.40	21.42	23	1
15	16QAM	1	0	21.56	21.62	21.70		
15	16QAM	1	37	21.46	21.54	21.63		
15	16QAM	1	74	21.56	21.69	21.64	22	2
15	16QAM	36	0	20.39	20.44	20.48		
15	16QAM	36	20	20.47	20.48	20.53		
15	16QAM	36	39	20.42	20.44	20.46	22	2
15	16QAM	75	0	20.46	20.47	20.47		
15	16QAM	1	0	20.59	20.65	20.71		
15	64QAM	1	37	20.49	20.59	20.69	22	2
15	64QAM	1	74	20.60	20.67	20.68		
15	64QAM	36	0	19.50	19.57	19.58		
15	64QAM	36	20	19.59	19.61	19.61	21	3
15	64QAM	36	39	19.54	19.57	19.59		
15	64QAM	75	0	19.55	19.59	19.58		
Channel				20800	21100	21400		
Frequency (MHz)				2505	2535	2565		
10	QPSK	1	0	22.33	22.31	22.38	24	0
10	QPSK	1	25	22.26	22.32	22.36		
10	QPSK	1	49	22.32	22.32	22.36		
10	QPSK	25	0	21.40	21.37	21.43	23	1
10	QPSK	25	12	21.37	21.40	21.44		
10	QPSK	25	25	21.39	21.38	21.40		
10	QPSK	50	0	21.44	21.37	21.43	22	2
10	16QAM	1	0	21.53	21.56	21.68		
10	16QAM	1	25	21.49	21.57	21.65		
10	16QAM	1	49	21.56	21.57	21.66	22	2
10	16QAM	25	0	20.38	20.42	20.51		
10	16QAM	25	12	20.37	20.49	20.49		
10	16QAM	25	25	20.41	20.44	20.48	22	2
10	16QAM	50	0	20.44	20.47	20.49		
10	64QAM	1	0	20.53	20.60	20.67		
10	64QAM	1	25	20.49	20.62	20.68	22	2
10	64QAM	1	49	20.58	20.60	20.66		
10	64QAM	25	0	19.51	19.54	19.59		
10	64QAM	25	12	19.49	19.61	19.60	21	3
10	64QAM	25	25	19.56	19.55	19.59		
10	64QAM	50	0	19.56	19.54	19.58		
Channel				20775	21100	21425		
Frequency (MHz)				2502.5	2535	2567.5		
5	QPSK	1	0	22.32	22.32	22.40	24	0
5	QPSK	1	12	22.34	22.35	22.40		
5	QPSK	1	24	22.24	22.33	22.34		
5	QPSK	12	0	21.36	21.35	21.39	23	1
5	QPSK	12	7	21.38	21.38	21.45		
5	QPSK	12	13	21.34	21.37	21.38		
5	QPSK	25	0	21.36	21.39	21.44	23	1
5	16QAM	1	0	21.51	21.56	21.68		
5	16QAM	1	12	21.51	21.59	21.69		
5	16QAM	1	24	21.47	21.57	21.61	22	2
5	16QAM	12	0	20.38	20.43	20.47		
5	16QAM	12	7	20.40	20.45	20.52		
5	16QAM	12	13	20.36	20.42	20.45	22	2
5	16QAM	25	0	20.37	20.42	20.46		
5	64QAM	1	0	20.59	20.59	20.68		
5	64QAM	1	12	20.58	20.65	20.73	22	2
5	64QAM	1	24	20.51	20.61	20.68		
5	64QAM	12	0	19.48	19.54	19.59		
5	64QAM	12	7	19.50	19.58	19.63	21	3
5	64QAM	12	13	19.48	19.55	19.55		
5	64QAM	25	0	19.52	19.55	19.58		

Band 12

BW [MHz]	Modulation	RB Size	RB Offset	Power			Tune-up limit (dBm)	MPR (dB)
				Low Ch. Freq.	Middle Ch. Freq.	High Ch. Freq.		
Channel				23050	23095	23130		
Frequency (MHz)				704	707.5	711		
10	QPSK	1	0	22.84	22.88	22.68	24	0
10	QPSK	1	25	22.76	22.71	22.67		
10	QPSK	1	49	22.73	22.68	22.66		
10	QPSK	25	0	21.85	21.86	21.70	23	1
10	QPSK	25	12	21.81	21.75	21.71		
10	QPSK	25	25	21.79	21.73	21.72		
10	QPSK	50	0	21.79	21.80	21.71	23	1
10	16QAM	1	0	22.12	22.13	22.05		
10	16QAM	1	25	22.15	22.03	22.03		
10	16QAM	1	49	22.03	22.02	21.97	22	2
10	16QAM	25	0	20.90	20.84	20.81		
10	16QAM	25	12	20.95	20.89	20.81		
10	16QAM	25	25	20.85	20.84	20.77	22	2
10	16QAM	50	0	20.92	20.87	20.79		
10	64QAM	1	0	21.07	20.68	21.06		
10	64QAM	1	25	21.12	21.04	21.02	22	2
10	64QAM	1	49	21.03	21.03	20.95		
10	64QAM	25	0	20.02	19.96	19.94		
10	64QAM	25	12	20.02	19.99	19.95	21	3
10	64QAM	25	25	19.96	19.95	19.90		
10	64QAM	50	0	20.02	19.98	19.90		
Channel				23035	23095	23155		
Frequency (MHz)				701.5	707.5	713.5		
5	QPSK	1	0	22.87	22.74	22.67	24	0
5	QPSK	1	12	22.81	22.73	22.65		
5	QPSK	1	24	22.78	22.68	22.63		
5	QPSK	12	0	21.85	21.76	21.69	23	1
5	QPSK	12	7	21.86	21.75	21.69		
5	QPSK	12	13	21.85	21.75	21.65		
5	QPSK	25	0	21.84	21.72	21.65	23	1
5	16QAM	1	0	22.13	22.11	22.00		
5	16QAM	1	12	22.16	22.04	22.02		
5	16QAM	1	24	22.16	22.02	21.99	22	2
5	16QAM	12	0	20.96	20.87	20.79		
5	16QAM	12	7	20.98	20.87	20.82		
5	16QAM	12	13	20.92	20.80	20.77	22	2
5	16QAM	25	0	20.93	20.85	20.78		
5	16QAM	25	12	21.19	21.05	21.02		
5	64QAM	1	0	21.18	21.09	21.01	22	2
5	64QAM	1	12	21.19	21.05	21.02		
5	64QAM	1	24	21.16	21.02	20.98		
5	64QAM	12	0	20.06	19.98	19.86	21	3
5	64QAM	12	7	20.06	19.99	19.90		
5	64QAM	12	13	20.03	19.91	19.88		
5	64QAM	25	0	20.04	19.96	19.91		
Channel				23025	23095	23165		
Frequency (MHz)				700.5	707.5	714.5		
3	QPSK	1	0	22.87	22.71	22.64	24	0
3	QPSK	1	8	22.83	22.71	22.63		
3	QPSK	1	14	22.82	22.70	22.61		
3	QPSK	8	0	21.86	21.73	21.65	23	1
3	QPSK	8	4	21.86	21.75	21.66		
3	QPSK	8	7	21.83	21.72	21.63		
3	QPSK	15	0	21.85	21.73	21.66	22	2
3	16QAM	1	0	22.09	22.03	21.99		
3	16QAM	1	8	22.11	21.97	21.96		
3	16QAM	1	14	22.15	21.97	21.98	22	2
3	16QAM	8	0	20.97	20.85	20.80		
3	16QAM	8	4	21.03	20.91	20.94		
3	16QAM	8	7	20.98				



Band 26

BW [MHz]	Modulation	RB Size	RB Offset	Power			Tune-up limit (dBm)	MPR (dB)
				Low Ch. Freq.	Middle Ch. Freq.	High Ch. Freq.		
Channel				26765	26865	26965		
Frequency (MHz)				821.5	831.5	841.5		
15	QPSK	1	0	22.94	22.95	22.92	24	0
15	QPSK	1	37	22.87	22.93	22.83		
15	QPSK	1	74	22.90	22.86	22.71		
15	QPSK	36	0	21.99	22.09	21.97	23	1
15	QPSK	36	20	22.07	22.08	21.96		
15	QPSK	36	39	21.96	22.00	21.86		
15	QPSK	75	0	22.01	22.06	21.93	23	1
15	16QAM	1	0	22.24	22.20	22.28		
15	16QAM	1	37	22.22	22.31	22.17		
15	16QAM	1	74	22.19	22.21	22.05	22	2
15	16QAM	36	0	21.02	21.14	21.05		
15	16QAM	36	20	21.16	21.13	21.02		
15	16QAM	36	39	21.09	21.06	20.92	22	2
15	16QAM	75	0	21.12	21.12	21.01		
15	64QAM	1	0	21.28	21.26	21.30		
15	64QAM	1	37	21.23	21.30	21.18	22	2
15	64QAM	1	74	21.22	21.26	21.04		
15	64QAM	36	0	20.15	20.26	20.17		
15	64QAM	36	20	20.28	20.25	20.13	21	3
15	64QAM	36	39	20.19	20.18	20.04		
15	64QAM	75	0	20.25	20.24	20.14		
Channel				26740	26865	26990		
Frequency (MHz)				819	831.5	844		
10	QPSK	1	0	22.87	22.88	22.84	24	0
10	QPSK	1	25	22.86	22.93	22.78		
10	QPSK	1	49	22.94	22.87	22.66		
10	QPSK	25	0	21.99	22.06	21.86	23	1
10	QPSK	25	12	21.97	22.04	21.88		
10	QPSK	25	25	22.05	21.98	21.82		
10	QPSK	50	0	22.05	22.01	21.84	23	1
10	16QAM	1	0	22.28	22.21	22.20		
10	16QAM	1	25	22.27	22.30	22.12		
10	16QAM	1	49	22.27	22.26	22.05	22	2
10	16QAM	25	0	21.08	21.11	20.97		
10	16QAM	25	12	21.03	21.10	20.94		
10	16QAM	25	25	21.13	21.09	20.89	22	2
10	16QAM	50	0	21.12	21.11	20.96		
10	64QAM	1	0	21.26	21.19	21.20		
10	64QAM	1	25	21.23	21.29	21.13	22	2
10	64QAM	1	49	21.30	21.26	21.04		
10	64QAM	25	0	20.19	20.24	20.07		
10	64QAM	25	12	20.16	20.23	20.06	21	3
10	64QAM	25	25	20.25	20.22	20.00		
10	64QAM	50	0	20.23	20.23	20.07		
Channel				26715	26865	27015		
Frequency (MHz)				816.5	831.5	846.5		
5	QPSK	1	0	22.88	22.89	22.78	24	0
5	QPSK	1	12	22.92	22.92	22.70		
5	QPSK	1	24	22.89	22.92	22.69		
5	QPSK	12	0	21.98	21.99	21.82	23	1
5	QPSK	12	7	22.01	22.03	21.82		
5	QPSK	12	13	21.94	22.00	21.76		
5	QPSK	25	0	21.99	21.99	21.78	23	1
5	16QAM	1	0	22.22	22.23	22.09		
5	16QAM	1	12	22.23	22.26	22.05		
5	16QAM	1	24	22.20	22.25	21.97	22	2
5	16QAM	12	0	21.08	21.12	20.96		
5	16QAM	12	7	21.09	21.13	20.95		
5	16QAM	12	13	21.04	21.07	20.88	22	2
5	16QAM	25	0	21.05	21.10	20.90		
5	64QAM	1	0	21.29	21.29	21.15		
5	64QAM	1	12	21.23	21.29	21.09	22	2
5	64QAM	1	24	21.23	21.25	21.03		
5	64QAM	12	0	20.15	20.24	20.07		
5	64QAM	12	7	20.20	20.21	20.05	21	3
5	64QAM	12	13	20.15	20.18	20.00		
5	64QAM	25	0	20.18	20.20	20.03		
Channel				26705	26865	27005		
Frequency (MHz)				815.5	831.5	847.5		
3	QPSK	1	0	22.88	22.92	22.73	24	0
3	QPSK	1	8	22.90	22.91	22.67		
3	QPSK	1	14	22.91	22.89	22.68		
3	QPSK	8	0	21.96	22.02	21.75	23	1
3	QPSK	8	4	21.96	22.02	21.79		
3	QPSK	8	7	21.97	22.00	21.71		
3	QPSK	15	0	21.99	22.00	21.77	23	1
3	16QAM	1	0	22.22	22.27	22.09		
3	16QAM	1	8	22.23	22.30	22.08		
3	16QAM	1	14	22.22	22.25	21.98	22	2
3	16QAM	8	0	21.10	21.11	20.91		
3	16QAM	8	4	21.14	21.15	20.98		
3	16QAM	8	7	21.07	21.12	20.91	22	2
3	16QAM	15	0	21.07	21.09	20.89		
3	64QAM	1	0	21.24	21.27	21.09		
3	64QAM	1	8	21.21	21.25	21.10	22	2
3	64QAM	1	14	21.23	21.28	21.01		
3	64QAM	8	0	20.15	20.18	20.01		
3	64QAM	8	4	20.19	20.23	20.06	21	3
3	64QAM	8	7	20.14	20.21	19.97		
3	64QAM	15	0	20.17	20.19	19.99		
Channel				26697	26865	27033		
Frequency (MHz)				814.7	831.5	848.3		
1.4	QPSK	1	0	22.90	22.96	22.84	24	0
1.4	QPSK	1	3	22.87	22.92	22.68		
1.4	QPSK	1	5	22.88	22.85	22.62		
1.4	QPSK	3	0	22.94	22.90	22.67	23	1
1.4	QPSK	3	1	22.95	22.89	22.72		
1.4	QPSK	3	3	22.89	22.90	22.67		
1.4	QPSK	6	0	21.96	21.92	21.70	23	1
1.4	16QAM	1	0	22.17	22.17	21.98		
1.4	16QAM	1	3	22.24	22.26	22.03		
1.4	16QAM	1	5	22.15	22.15	21.93	23	1
1.4	16QAM	3	0	21.99	21.97	21.76		
1.4	16QAM	3	1	22.03	22.03	21.80		
1.4	16QAM	3	3	21.98	21.98	21.73	22	2
1.4	16QAM	6	0	21.10	21.11	20.88		
1.4	64QAM	1	0	21.17	21.18	20.97		
1.4	64QAM	1	3	21.26	21.24	21.02	22	2
1.4	64QAM	1	5	21.16	21.16	20.91		
1.4	64QAM	3	0	21.15	21.14	20.92		
1.4	64QAM	3	1	21.20	21.23	20.94	21	3
1.4	64QAM	3	3	21.13	21.14	20.87		
1.4	64QAM	6	0	20.14	20.15	19.91		

Band 66

BW [MHz]	Modulation	RB Size	RB Offset	Power			Tune-up limit (dBm)	MPR (dB)
				Low Ch. Freq.	Middle Ch. Freq.	High Ch. Freq.		
Channel				132072	132322	132572		
Frequency (MHz)				1720	1745	1770		
20	QPSK	1	0	23.03	23.06	23.01	24	0
20	QPSK	1	49	22.77	22.82	22.90		
20	QPSK	1	99	22.95	22.87	22.70		
20	QPSK	50	0	22.01	22.09	21.92	23	1
20	QPSK	50	24	21.99	21.92	21.82		
20	QPSK	50	50	22.08	21.91	21.74		
20	QPSK	100	0	22.03	22.04	21.85	23	1
20	16QAM	1	0	22.42	22.38	22.24		
20	16QAM	1	49	22.24	22.00	22.06		
20	16QAM	1	99	22.28	22.11	21.99	22	2
20	16QAM	50	0	21.07	21.10	20.99		
20	16QAM	50	24	21.19	20.96	20.93		
20	16QAM	50	50	21.06	20.98	20.86	22	2
20	16QAM	100	0	21.14	21.02	20.91		
20	64QAM	1	0	21.40	21.29	21.30		
20	64QAM	1	49	21.30	21.09	21.11	22	2
20	64QAM	1	99	21.13	21.14	21.02		
20	64QAM	50	0	20.31	20.07	20.11		
20	64QAM	50	24	20.23	20.12	20.06	21	3
20	64QAM	50	50	20.12	20.09	19.94		
20	64QAM	100	0	20.18	20.17	20.06		
Channel				132047	132322	132597		
Frequency (MHz)				1717.5	1745	1772.5		
15	QPSK	1	0	22.89	22.99	22.96	24	0
15	QPSK	1	37	22.68	22.79	22.76		
15	QPSK	1	74	22.92	22.76	22.76		
15	QPSK	36	0	21.98	21.93	21.92	23	1
15	QPSK	36	20	21.96	21.87	21.82		
15	QPSK	36	39	21.96	21.83	21.73		
15	QPSK	75	0	21.94	21.88	21.84	23	1
15	16QAM	1	0	22.39	22.26	22.31		
15	16QAM	1	37	22.37	22.03	22.08		
15	16QAM	1	74	22.25	22.03	22.04	22	2
15	16QAM	36	0	21.10	21.01	21.00		
15	16QAM	36	20	21.11	20.93	20.93		
15	16QAM	36	39	21.03	20.90	20.84	22	2



Band 38

BW [MHz]	Modulation	RB Size	RB Offset	Power Low Ch. / Freq.	Power Middle Ch. / Freq.	Power High Ch. / Freq.	Tune-up limit (dBm)	MPR (dB)
Channel				37850	38000	38150		
Frequency (MHz)				2580	2595	2610		
20	QPSK	1	0	22.40	22.66	22.65	24	0
20	QPSK	1	49	22.47	22.45	22.45		
20	QPSK	1	99	22.62	22.48	22.36		
20	QPSK	50	0	21.41	21.72	21.63	23	1
20	QPSK	50	24	21.48	21.72	21.49		
20	QPSK	50	50	21.61	21.65	21.40		
20	QPSK	100	0	21.49	21.71	21.49	23	1
20	16QAM	1	0	21.53	21.83	21.90		
20	16QAM	1	49	21.64	21.82	21.58		
20	16QAM	1	99	21.81	21.69	21.48	22	2
20	16QAM	50	0	20.58	20.86	20.77		
20	16QAM	50	24	20.67	20.83	20.62		
20	16QAM	50	50	20.77	20.85	20.56	21	3
20	16QAM	100	0	20.65	20.82	20.61		
20	64QAM	1	0	20.45	20.68	20.72		
20	64QAM	1	49	20.53	20.78	20.40	22	2
20	64QAM	1	99	20.63	20.61	20.41		
20	64QAM	50	0	19.64	19.92	19.79		
20	64QAM	50	24	19.73	19.92	19.71	21	3
20	64QAM	50	50	19.83	19.89	19.58		
20	64QAM	100	0	19.81	20.00	19.79		
Channel				37825	38000	38175		
Frequency (MHz)				2677.5	2696	2612.5		
15	QPSK	1	0	22.36	22.61	22.55	24	0
15	QPSK	1	37	22.38	22.45	22.41		
15	QPSK	1	74	22.50	22.57	22.24		
15	QPSK	36	0	21.43	21.70	21.47	23	1
15	QPSK	36	20	21.54	21.68	21.49		
15	QPSK	36	39	21.49	21.68	21.35		
15	QPSK	75	0	21.50	21.66	21.49	23	1
15	16QAM	1	0	21.51	21.77	21.65		
15	16QAM	1	37	21.50	21.86	21.58		
15	16QAM	1	74	21.69	21.74	21.47	22	2
15	16QAM	36	0	20.53	20.80	20.59		
15	16QAM	36	20	20.63	20.79	20.61		
15	16QAM	36	39	20.61	20.78	20.46	22	2
15	16QAM	75	0	20.61	20.79	20.60		
15	64QAM	1	0	20.37	20.67	20.58		
15	64QAM	1	37	20.39	20.72	20.37	21	3
15	64QAM	1	74	20.58	20.54	20.35		
15	64QAM	36	0	19.65	19.94	19.73		
15	64QAM	36	20	19.82	19.95	19.75	21	3
15	64QAM	36	39	19.78	19.93	19.59		
15	64QAM	75	0	19.74	19.90	19.76		
Channel				37800	38000	38200		
Frequency (MHz)				2575	2595	2615		
10	QPSK	1	0	22.29	22.64	22.29	24	0
10	QPSK	1	25	22.33	22.34	22.32		
10	QPSK	1	49	22.48	22.56	22.26		
10	QPSK	25	0	21.36	21.66	21.36	23	1
10	QPSK	25	12	21.38	21.67	21.35		
10	QPSK	25	25	21.44	21.62	21.31		
10	QPSK	50	0	21.43	21.70	21.37	23	1
10	16QAM	1	0	21.42	21.76	21.57		
10	16QAM	1	25	21.51	21.84	21.48		
10	16QAM	1	49	21.59	21.64	21.42	22	2
10	16QAM	25	0	20.51	20.80	20.46		
10	16QAM	25	12	20.55	20.79	20.47		
10	16QAM	25	25	20.59	20.80	20.49	22	2
10	16QAM	50	0	20.53	20.80	20.51		
10	64QAM	1	0	20.28	20.66	20.37		
10	64QAM	1	25	20.40	20.66	20.38	21	3
10	64QAM	1	49	20.46	20.58	20.24		
10	64QAM	25	0	19.69	19.89	19.58		
10	64QAM	25	12	19.64	19.89	19.61	21	3
10	64QAM	25	25	19.70	19.87	19.56		
10	64QAM	50	0	19.60	19.88	19.53		
Channel				37775	38000	38225		
Frequency (MHz)				2572.5	2596	2617.5		
5	QPSK	1	0	22.27	22.63	22.35	24	0
5	QPSK	1	12	22.29	22.45	22.23		
5	QPSK	1	24	22.29	22.52	22.20		
5	QPSK	12	0	21.30	21.70	21.36	23	1
5	QPSK	12	7	21.49	21.71	21.26		
5	QPSK	12	13	21.41	21.69	21.26		
5	QPSK	25	0	21.40	21.69	21.34	23	1
5	16QAM	1	0	21.40	21.71	21.49		
5	16QAM	1	12	21.47	21.82	21.43		
5	16QAM	1	24	21.50	21.73	21.32	22	2
5	16QAM	12	0	20.38	20.78	20.45		
5	16QAM	12	7	20.53	20.82	20.41		
5	16QAM	12	13	20.51	20.80	20.34	22	2
5	16QAM	25	0	20.49	20.74	20.46		
5	64QAM	1	0	20.30	20.66	20.37		
5	64QAM	1	12	20.24	20.63	20.24	22	2
5	64QAM	1	24	20.35	20.56	20.25		
5	64QAM	12	0	19.49	19.89	19.59		
5	64QAM	12	7	19.68	19.92	19.51	21	3
5	64QAM	12	13	19.60	19.89	19.42		
5	64QAM	25	0	19.58	19.88	19.57		

Band 41

BW [MHz]	Modulation	RB Size	RB Offset	Power Low Ch. / Freq.	Power Low Middle Ch. / Freq.	Power Middle Ch. / Freq.	Power High Middle Ch. / Freq.	Power High Ch. / Freq.	Tune-up limit (dBm)	MPR (dB)
Channel				40140	40390	40640	40890	41140		
Frequency (MHz)				2545	2570	2595	2620	2645		
20	QPSK	1	0	22.56	22.63	22.67	22.42	22.55	24	0
20	QPSK	1	49	22.20	22.45	22.31	22.31	22.35		
20	QPSK	1	99	22.31	22.30	22.38	22.28	22.45		
20	QPSK	50	0	21.33	21.34	21.45	21.37	21.26	23	1
20	QPSK	50	24	21.15	21.23	21.43	21.24	21.10		
20	QPSK	50	50	21.16	21.16	21.40	21.23	21.09		
20	QPSK	100	0	21.17	21.33	21.36	21.24	21.08	23	1
20	16QAM	1	0	21.49	21.50	21.50	21.53	21.38		
20	16QAM	1	49	21.35	21.34	21.50	21.43	21.20		
20	16QAM	1	99	21.30	21.42	21.49	21.36	21.05	22	2
20	16QAM	50	0	20.44	20.35	20.41	20.51	20.31		
20	16QAM	50	24	20.26	20.33	20.52	20.36	20.20		
20	16QAM	50	50	20.29	20.32	20.55	20.35	20.17	22	2
20	16QAM	100	0	20.27	20.32	20.39	20.40	20.19		
20	64QAM	1	0	20.36	20.34	20.39	20.39	20.29		
20	64QAM	1	49	20.21	20.10	20.34	20.29	20.03	22	2
20	64QAM	1	99	20.16	20.28	20.46	20.18	20.23		
20	64QAM	50	0	19.48	19.42	19.51	19.56	19.25		
20	64QAM	50	24	19.31	19.39	19.57	19.42	19.28	21	3
20	64QAM	50	50	19.28	19.34	19.60	19.41	19.20		
20	64QAM	100	0	19.41	19.46	19.56	19.51	19.32		
Channel				40115	40378	40640	40903	41165		
Frequency (MHz)				2542.5	2568.8	2596	2621.3	2647.5		
15	QPSK	1	0	22.45	22.55	22.45	22.37	22.09	24	0
15	QPSK	1	37	22.31	22.34	22.32	22.29	22.45		
15	QPSK	1	74	22.35	22.26	22.28	22.24	22.20		
15	QPSK	36	0	21.41	21.26	21.42	21.32	21.08	23	1
15	QPSK	36	20	21.35	21.17	21.37	21.28	21.12		
15	QPSK	36	39	21.37	21.18	21.38	21.23	21.03		
15	QPSK	75	0	21.35	21.12	21.38	21.28	21.02	23	1
15	16QAM	1	0	21.57	21.49	21.60	21.52	21.20		
15	16QAM	1	37	21.48	21.42	21.51	21.41	21.19		
15	16QAM	1	74	21.51	21.56	21.53	21.33	21.22	22	2
15	16QAM	36	0	20.48	20.27	20.48	20.35	20.14		
15	16QAM	36	20	20.42	20.34	20.46	20.30	20.13		
15	16QAM	36	39	20.46	20.31	20.44	20.32	20.07	22	2
15	16QAM	75	0	20.48	20.36	20.52	20.32	20.09		
15	64QAM	1	0	20.59	20.38	20.54	20.47	20.21		
15	64QAM	1	37	20.48	20.31	20.45	20.38	20.14	22	2
15	64QAM	1	74	20.48	20.41	20.50	20.32	20.20		
15	64QAM	36	0	19.76	19.60	19.72	19.61	19.37		
15	64QAM	36	20	19.67	19.58	19.70	19.52	19.34	21	3
15	64QAM	36	39	19.68	19.56	19.70	19.50	19.29		
15	64QAM	75	0	19.66	19.54	19.69	19.56	19.35		
Channel				40090	40365	40640	40915	41190		
Frequency (MHz)				2540	2567.5	2595	2622.5	2650	</	



Reduced Power Mode for P-Sensor On

GSM850 TX Channel	Burst Average Power (dBm)			Tune-up Limit (dBm)	Frame-Average Power (dBm)			Tune-up Limit (dBm)
	128	189	251		128	189	251	
Frequency (MHz)	824.2	836.4	848.8		824.2	836.4	848.8	
GSM 1 Tx slot	31.92	31.97	31.68	32.50	22.92	22.97	22.68	23.50
GPRS 1 Tx slots	31.91	31.96	31.67	32.50	22.91	22.96	22.67	23.50
GPRS 2 Tx slots	30.87	30.63	30.62	31.50	24.87	24.63	24.62	25.50
GPRS 3 Tx slots	29.11	29.05	28.86	30.50	24.85	24.79	24.60	26.24
GPRS 4 Tx slots	27.58	27.32	27.31	28.50	24.58	24.32	24.31	25.50
EDGE 1 Tx slot	26.02	26.03	25.89	27.00	17.02	17.03	16.89	18.00
EDGE 2 Tx slots	24.51	24.56	24.45	26.00	18.51	18.56	18.45	20.00
EDGE 3 Tx slots	23.07	23.12	22.84	24.50	18.81	18.86	18.58	20.24
EDGE 4 Tx slots	21.42	21.42	21.24	22.50	18.42	18.42	18.24	19.50

GSM1900 TX Channel	Burst Average Power (dBm)			Tune-up Limit (dBm)	Frame-Average Power (dBm)			Tune-up Limit (dBm)
	512	661	810		512	661	810	
Frequency (MHz)	1850.2	1880	1909.8		1850.2	1880	1909.8	
GSM 1 Tx slot	25.52	25.56	25.82	26.00	16.52	16.56	16.82	17.00
GPRS 1 Tx slot	25.51	25.55	25.81	26.00	16.51	16.55	16.81	17.00
GPRS 2 Tx slots	24.18	24.40	24.62	25.50	18.18	18.40	18.62	19.50
GPRS 3 Tx slots	22.74	22.93	23.15	24.00	18.48	18.67	18.89	19.74
GPRS 4 Tx slots	21.12	21.26	21.48	22.50	18.12	18.26	18.48	19.50
EDGE 1 Tx slot	21.14	21.45	21.60	22.50	12.14	12.45	12.60	13.50
EDGE 2 Tx slots	20.14	20.42	20.64	21.50	14.14	14.42	14.64	15.50
EDGE 3 Tx slots	18.52	18.67	18.94	20.00	14.28	14.41	14.68	15.74
EDGE 4 Tx slots	16.91	17.05	17.22	18.00	13.91	14.05	14.22	15.00

Band TX Channel	WCDMA II			Tune-up Limit (dBm)	WCDMA IV			Tune-up Limit (dBm)	
	9202	9400	9538		1312	1413	1513		
Rx Channel	9602	9800	9938		1537	1638	1738		
Frequency (MHz)	1852.4	1880	1907.6		1712.4	1732.6	1752.6		
3GPP Rel 99	AMR 12.2Kbps	16.47	16.40	16.54	17.00	17.04	17.09	17.15	18.00
3GPP Rel 99	RMC 12.2Kbps	16.48	16.41	16.55	17.00	17.05	17.11	17.28	18.00
3GPP Rel 6	HSDPA Subtest-1	15.29	15.13	15.33	16.00	16.18	16.11	16.12	17.00
3GPP Rel 6	HSDPA Subtest-2	15.28	15.16	15.34	16.00	16.15	16.12	16.10	17.00
3GPP Rel 6	HSDPA Subtest-3	14.84	14.69	14.87	15.50	15.67	15.88	15.42	16.50
3GPP Rel 6	HSDPA Subtest-4	14.78	14.67	14.82	15.50	15.62	15.92	15.60	16.50
3GPP Rel 8	DC-HSDPA Subtest-1	15.27	15.11	15.32	16.00	16.15	16.10	16.10	17.00
3GPP Rel 8	DC-HSDPA Subtest-2	15.26	15.15	15.31	16.00	16.13	16.11	16.08	17.00
3GPP Rel 8	DC-HSDPA Subtest-3	14.83	14.68	14.85	15.50	15.65	15.86	15.40	16.50
3GPP Rel 8	DC-HSDPA Subtest-4	14.76	14.65	14.80	15.50	15.60	15.91	15.58	16.50
3GPP Rel 6	HSUPA Subtest-1	15.32	15.19	15.39	16.00	16.22	16.31	16.35	17.00
3GPP Rel 6	HSUPA Subtest-2	13.38	13.18	13.39	14.00	14.25	14.36	14.34	15.00
3GPP Rel 6	HSUPA Subtest-3	14.31	14.21	14.38	15.00	15.24	15.34	15.41	16.00
3GPP Rel 6	HSUPA Subtest-4	13.31	13.17	13.34	14.00	14.28	14.32	14.30	15.00
3GPP Rel 6	HSUPA Subtest-5	15.40	15.20	15.30	16.00	16.28	16.38	16.38	17.00



Band 2										
BW (MHz)	Modulation	RB Size	RB Offset	Power			Tune-up limit (dBm)	MPR (dB)		
				Low Ch. Freq.	Middle Ch. Freq.	High Ch. Freq.				
Channel				18700	18900	19100				
Frequency (MHz)				1860	1880	1900				
20	QPSK	1	0	16.19	16.43	16.14	17	0		
20	QPSK	1	49	16.34	16.41	16.23				
20	QPSK	1	99	16.14	16.17	16.06	17	0		
20	QPSK	50	0	15.91	16.11	16.10				
20	QPSK	50	24	15.79	16.01	16.00	17	0		
20	QPSK	50	50	15.87	15.98	16.06				
20	QPSK	100	0	15.92	16.12	16.12	17	0		
20	16QAM	1	0	16.19	16.12	16.16				
20	16QAM	1	49	16.25	16.27	16.24	17	0		
20	16QAM	1	99	16.25	16.36	16.34				
20	16QAM	50	0	16.07	16.14	16.14	17	0		
20	16QAM	50	24	15.98	16.18	16.10				
20	16QAM	50	50	16.11	16.09	16.13	17	0		
20	16QAM	100	0	16.13	16.04	16.04				
20	64QAM	1	0	16.33	16.36	16.18	17	0		
20	64QAM	1	49	16.19	16.13	15.95				
20	64QAM	1	99	16.38	16.34	16.12	17	0		
20	64QAM	50	0	16.05	16.05	16.20				
20	64QAM	50	24	16.03	16.03	16.12	17	0		
20	64QAM	50	50	16.07	16.05	16.11				
20	64QAM	100	0	16.07	16.05	16.13				
Channel				18675	18900	19125	Tune-up limit (dBm)	MPR (dB)		
Frequency (MHz)				18575	1880	1902.5				
15	QPSK	1	0	16.23	16.21	16.29	17	0		
15	QPSK	1	37	15.92	16.09	16.33				
15	QPSK	1	74	16.02	16.14	16.30	17	0		
15	QPSK	36	0	16.19	16.18	16.27				
15	QPSK	36	20	16.12	16.23	16.28	17	0		
15	QPSK	36	39	16.05	16.14	16.30				
15	QPSK	75	0	16.14	16.16	16.23	17	0		
15	16QAM	1	0	16.40	16.32	16.36				
15	16QAM	1	37	16.25	16.26	16.12	17	0		
15	16QAM	1	74	16.14	16.35	16.32				
15	16QAM	36	0	16.22	16.24	16.29	17	0		
15	16QAM	36	20	16.25	16.24	16.34				
15	16QAM	36	39	16.16	16.18	16.34	17	0		
15	16QAM	75	0	16.24	16.20	16.28				
15	64QAM	1	0	16.37	16.12	16.36	17	0		
15	64QAM	1	37	16.25	16.32	16.25				
15	64QAM	1	74	16.26	16.12	16.36	17	0		
15	64QAM	36	0	16.26	16.31	16.33				
15	64QAM	36	20	16.31	16.26	16.36	17	0		
15	64QAM	36	39	16.17	16.35	16.30				
15	64QAM	75	0	16.16	16.27	16.30				
Channel				18650	18900	19150	Tune-up limit (dBm)	MPR (dB)		
Frequency (MHz)				1855	1880	1905				
10	QPSK	1	0	16.27	16.22	16.00	17	0		
10	QPSK	1	25	15.77	15.99	16.05				
10	QPSK	1	49	15.95	16.17	16.08	17	0		
10	QPSK	25	0	16.02	16.00	16.01				
10	QPSK	25	12	15.94	16.04	16.18	17	0		
10	QPSK	25	25	15.91	15.97	16.10				
10	QPSK	50	0	15.91	15.99	16.05	17	0		
10	16QAM	1	0	16.26	16.23	16.15				
10	16QAM	1	25	16.10	16.24	16.22	17	0		
10	16QAM	1	49	16.25	16.31	16.18				
10	16QAM	25	0	16.17	16.00	16.15	17	0		
10	16QAM	25	12	16.09	16.07	16.28				
10	16QAM	25	25	15.98	16.00	16.21	17	0		
10	16QAM	50	0	16.03	16.05	16.06				
10	64QAM	1	0	16.17	16.25	16.35	17	0		
10	64QAM	1	25	16.34	16.09	16.18				
10	64QAM	1	49	16.08	16.03	16.25	17	0		
10	64QAM	25	0	16.10	16.09	16.04				
10	64QAM	25	12	16.03	16.08	16.29	17	0		
10	64QAM	25	25	16.03	16.05	16.23				
10	64QAM	50	0	15.95	16.06	16.17				
Channel				18625	18900	19175	Tune-up limit (dBm)	MPR (dB)		
Frequency (MHz)				1852.5	1880	1907.5				
5	QPSK	1	0	16.06	16.17	16.25	17	0		
5	QPSK	1	12	16.01	16.16	16.34				
5	QPSK	1	24	16.10	16.20	16.25	17	0		
5	QPSK	12	0	16.18	16.18	16.33				
5	QPSK	12	7	16.11	16.12	16.30	17	0		
5	QPSK	12	13	16.12	16.12	16.29				
5	QPSK	25	0	16.14	16.14	16.40	17	0		
5	16QAM	1	0	16.35	16.34	16.14				
5	16QAM	1	12	16.34	16.37	16.36	17	0		
5	16QAM	1	24	16.21	16.25	16.14				
5	16QAM	12	0	16.19	16.28	16.14	17	0		
5	16QAM	12	7	16.21	16.16	16.24				
5	16QAM	12	13	16.16	16.23	16.42	17	0		
5	16QAM	25	0	16.27	16.15	16.42				
5	64QAM	1	0	16.31	16.40	16.12	17	0		
5	64QAM	1	12	16.28	16.34	16.36				
5	64QAM	1	24	16.26	16.33	16.36	17	0		
5	64QAM	12	0	16.27	16.16	16.41				
5	64QAM	12	7	16.15	16.30	16.12	17	0		
5	64QAM	12	13	16.03	16.20	16.40				
5	64QAM	25	0	16.16	16.14	16.35				
Channel				18615	18900	19185	Tune-up limit (dBm)	MPR (dB)		
Frequency (MHz)				18515	1880	1908.5				
3	QPSK	1	0	16.02	16.17	16.24	17	0		
3	QPSK	1	8	16.22	16.13	16.28				
3	QPSK	1	14	16.05	16.19	16.24	17	0		
3	QPSK	8	0	16.15	16.13	16.32				
3	QPSK	8	4	16.14	16.20	16.33	17	0		
3	QPSK	8	7	16.13	16.12	16.35				
3	QPSK	15	0	16.14	16.12	16.34	17	0		
3	16QAM	1	0	16.25	16.36	16.37				
3	16QAM	1	8	16.39	16.14	16.35	17	0		
3	16QAM	1	14	16.22	16.19	16.29				
3	16QAM	8	0	15.92	16.16	16.18	17	0		
3	16QAM	8	4	16.10	15.99	16.35				
3	16QAM	8	7	16.19	16.18	16.25	17	0		
3	16QAM	15	0	15.94	16.08	16.18				
3	64QAM	1	0	15.97	16.08	16.12	17	0		
3	64QAM	1	8	15.96	16.14	16.29				
3	64QAM	1	14	16.03	16.27	16.42	17	0		
3	64QAM	8	0	16.10	16.08	16.22				
3	64QAM	8	4	16.20	16.04	16.38	17	0		
3	64QAM	8	7	16.06	16.16	16.19				
3	64QAM	15	0	16.02	16.11	16.25				
Channel				18607	18900	19193	Tune-up limit (dBm)	MPR (dB)		
Frequency (MHz)				18507	1880	1908.3				
1.4	QPSK	1	0	15.97	16.02	16.17	17	0		
1.4	QPSK	1	3	16.04	15.98	16.19				
1.4	QPSK	1	5	16.01	15.98	16.17	17	0		
1.4	QPSK	3	0	16.05	16.06	16.28				
1.4	QPSK	3	1	16.04	16.04	16.27	17	0		
1.4	QPSK	3	3	16.00	16.04	16.24				
1.4	QPSK	6	0	16.01	16.00	16.30	17	0		
1.4	16QAM	1	0	16.29	16.39	16.26				
1.4	16QAM	1	3	16.03	16.27	16.25	17	0		
1.4	16QAM	1	5	16.32	16.29	16.15				
1.4	16QAM	3	0	16.16	16.05	16.25	17	0		
1.4	16QAM	3	1	16.08	16.07	16.26				
1.4	16QAM	3	3	16.32	16.14	16.28	17	0		
1.4	16QAM	6	0	16.00	16.31	16.22				
1.4	64QAM	1	0	16.10	16.16	16.38	17	0		
1.4	64QAM	1	3	16.24	16.07	16.32				
1.4	64QAM	1	5	16.27	16.29	16.31	17	0		
1.4	64QAM	3	0	16.26	16.19	16.36				
1.4	64QAM	3	1	16.20	16.28	16.31	17	0		
1.4	64QAM	3	3	16.27	16.18	16.14				
1.4	64QAM	6	0	16.07	16.08	16.27	17	0		

Band 4										
BW (MHz)	Modulation	RB Size	RB Offset	Power			Tune-up limit (dBm)	MPR (dB)		
				Low Ch. Freq.	Middle Ch. Freq.	High Ch. Freq.				
Channel				20050	20175	20300				
Frequency (MHz)				1720	1732.5	1745				
20	QPSK	1	0	18.07	18.43	18.21	19	0		
20	QPSK	1	49	18.12	18.23	18.22				
20	QPSK	1	99	18.10	18.00	18.03	19	0		
20	QPSK	50	0	17.99	18.00	17.89				
20	QPSK	50	24	17.93	17.92	17.84	19	0		
20	QPSK	50	50	17.93	17.84	17.99				
20	QPSK	100	0	17.93	17.94	17.86	19	0		
20	16QAM	1	0	17.99	17.92	18.14				
20	16QAM	1	49	17.85	17.99	18.24	19	0		
20	16QAM	1	99	17.90	18.03	17.81				
20	1									



Band 7									
BW (MHz)	Modulation	RB Size	RB Offset	Power Low Ch. (Freq.)	Power Middle Ch. (Freq.)	Power High Ch. (Freq.)	Tune-up limit (dBm)	MPR (dB)	
Channel				20950	21100	21350			
Frequency (MHz)				2510	2535	2560			
20	QPSK	1	0	19.78	19.91	19.89			
20	QPSK	1	49	19.54	19.45	19.56	21	0	
20	QPSK	1	99	19.41	19.73	19.54			
20	QPSK	50	0	19.68	19.70	19.56			
20	QPSK	50	24	19.54	19.51	19.52	21	0	
20	QPSK	50	50	19.47	19.46	19.49			
20	QPSK	100	0	19.50	19.54	19.51			
20	16QAM	1	0	19.44	19.53	19.54			
20	16QAM	1	49	19.56	19.71	19.80	21	0	
20	16QAM	1	99	19.58	19.60	19.43			
20	16QAM	50	0	19.77	19.63	19.69			
20	16QAM	50	24	19.66	19.74	19.70	21	0	
20	16QAM	50	50	19.54	19.59	19.62			
20	16QAM	100	0	19.62	19.69	19.64			
20	64QAM	1	0	19.80	19.31	19.72			
20	64QAM	1	49	19.75	19.49	19.81	21	0	
20	64QAM	1	99	19.43	19.56	19.60			
20	64QAM	50	0	19.65	19.69	19.75			
20	64QAM	50	24	19.61	19.68	19.69	21	0	
20	64QAM	50	50	19.62	19.65	19.58			
20	64QAM	100	0	19.64	19.64	19.64			
Channel				23925	21100	21375	Tune-up limit (dBm)	MPR (dB)	
Frequency (MHz)				2507.5	2535	2562.5			
15	QPSK	1	0	19.52	19.61	19.67			
15	QPSK	1	37	19.40	19.50	19.51	21	0	
15	QPSK	1	74	19.46	19.47	19.42			
15	QPSK	36	0	19.49	19.60	19.65			
15	QPSK	36	20	19.59	19.58	19.62	21	0	
15	QPSK	36	39	19.52	19.54	19.52			
15	QPSK	75	0	19.56	19.55	19.60			
15	16QAM	1	0	19.74	19.56	19.78	21	0	
15	16QAM	1	37	19.68	19.50	19.87			
15	16QAM	1	74	19.94	19.80	19.82			
15	16QAM	36	0	19.58	19.71	19.78			
15	16QAM	36	20	19.70	19.68	19.75	21	0	
15	16QAM	36	39	19.62	19.66	19.63			
15	16QAM	75	0	19.67	19.67	19.70			
15	64QAM	1	0	19.73	19.83	19.56			
15	64QAM	1	37	19.65	19.78	19.76	21	0	
15	64QAM	1	74	19.67	19.68	19.67			
15	64QAM	36	0	19.60	19.71	19.71			
15	64QAM	36	20	19.67	19.70	19.67	21	0	
15	64QAM	36	39	19.64	19.65	19.62			
15	64QAM	75	0	19.68	19.68	19.61			
Channel				23950	21100	21400	Tune-up limit (dBm)	MPR (dB)	
Frequency (MHz)				2505	2535	2565			
10	QPSK	1	0	19.54	19.58	19.61			
10	QPSK	1	25	19.47	19.56	19.56	21	0	
10	QPSK	1	49	19.54	19.51	19.48			
10	QPSK	25	0	19.54	19.56	19.58			
10	QPSK	25	12	19.56	19.59	19.62	21	0	
10	QPSK	25	25	19.64	19.55	19.55			
10	QPSK	50	0	19.67	19.57	19.56			
10	16QAM	1	0	19.75	19.67	19.54	21	0	
10	16QAM	1	25	19.81	19.88	19.45			
10	16QAM	1	49	19.46	19.87	19.82			
10	16QAM	25	0	19.63	19.68	19.71	21	0	
10	16QAM	25	12	19.64	19.71	19.75			
10	16QAM	25	25	19.72	19.67	19.68			
10	16QAM	50	0	19.75	19.67	19.70			
10	64QAM	1	0	19.78	19.81	19.82	21	0	
10	64QAM	1	25	19.75	19.74	19.83			
10	64QAM	1	49	19.73	19.71	19.69			
10	64QAM	25	0	19.64	19.68	19.68	21	0	
10	64QAM	25	12	19.63	19.66	19.65			
10	64QAM	25	25	19.64	19.61	19.59			
10	64QAM	50	0	19.69	19.68	19.67			
Channel				20775	21100	21425	Tune-up limit (dBm)	MPR (dB)	
Frequency (MHz)				2502.5	2535	2567.5			
5	QPSK	1	0	19.53	19.53	19.56			
5	QPSK	1	12	19.52	19.54	19.61	21	0	
5	QPSK	1	24	19.48	19.50	19.50			
5	QPSK	12	0	19.57	19.60	19.65			
5	QPSK	12	7	19.55	19.62	19.58	21	0	
5	QPSK	12	13	19.55	19.60	19.58			
5	QPSK	25	0	19.56	19.58	19.57			
5	16QAM	1	0	19.77	19.85	19.45	21	0	
5	16QAM	1	12	19.76	19.82	19.86			
5	16QAM	1	24	19.67	19.89	19.88			
5	16QAM	12	0	19.59	19.72	19.75	21	0	
5	16QAM	12	7	19.65	19.74	19.70			
5	16QAM	12	13	19.58	19.70	19.71			
5	16QAM	25	0	19.58	19.71	19.70			
5	64QAM	1	0	19.75	19.77	19.77	21	0	
5	64QAM	1	12	19.70	19.77	19.76			
5	64QAM	1	24	19.60	19.78	19.65			
5	64QAM	12	0	19.61	19.67	19.69			
5	64QAM	12	7	19.66	19.69	19.71	21	0	
5	64QAM	12	13	19.63	19.72	19.62			
5	64QAM	25	0	19.60	19.62	19.67			

Band 66									
BW (MHz)	Modulation	RB Size	RB Offset	Power Low Ch. (Freq.)	Power Middle Ch. (Freq.)	Power High Ch. (Freq.)	Tune-up limit (dBm)	MPR (dB)	
Channel				132072	132322	132572			
Frequency (MHz)				1720	1745	1770			
20	QPSK	1	0	18.48	18.79	18.38			
20	QPSK	1	49	18.54	18.45	18.45	19	0	
20	QPSK	1	99	18.50	18.34	18.39			
20	QPSK	50	0	18.38	18.50	18.48			
20	QPSK	50	24	18.21	18.20	18.25	19	0	
20	QPSK	50	50	18.12	18.23	18.20			
20	QPSK	100	0	18.27	18.30	18.29			
20	16QAM	1	0	18.45	18.46	18.44			
20	16QAM	1	49	18.61	18.49	18.45	19	0	
20	16QAM	1	99	18.59	18.49	18.68			
20	16QAM	50	0	18.43	18.25	18.46			
20	16QAM	50	24	18.36	18.30	18.44	19	0	
20	16QAM	50	50	18.42	18.23	18.36			
20	16QAM	100	0	18.39	18.37	18.31			
20	64QAM	1	0	18.56	18.48	18.40			
20	64QAM	1	49	18.47	18.60	18.48	19	0	
20	64QAM	1	99	18.43	18.68	18.52			
20	64QAM	50	0	18.41	18.29	18.42			
20	64QAM	50	24	18.40	18.36	18.38	19	0	
20	64QAM	50	50	18.36	18.32	18.36			
20	64QAM	100	0	18.39	18.36	18.43			
Channel				132047	132322	132597	Tune-up limit (dBm)	MPR (dB)	
Frequency (MHz)				1717.5	1745	1772.5			
15	QPSK	1	0	18.25	18.32	18.29			
15	QPSK	1	37	18.07	18.11	18.11	19	0	
15	QPSK	1	74	18.13	18.15	18.05			
15	QPSK	36	0	18.32	18.22	18.26			
15	QPSK	36	20	18.30	18.15	18.29	19	0	
15	QPSK	36	39	18.26	18.14	18.28			
15	QPSK	75	0	18.30	18.25	18.29			
15	16QAM	1	0	18.74	18.42	18.44	19	0	
15	16QAM	1	37	18.68	18.53	18.51			
15	16QAM	1	74	18.55	18.57	18.51			
15	16QAM	36	0	18.47	18.38	18.43			
15	16QAM	36	20	18.34	18.27	18.34	19	0	
15	16QAM	36	39	18.35	18.28	18.32			
15	16QAM	75	0	18.41	18.31	18.38			
15	64QAM	1	0	18.51	18.45	18.55			
15	64QAM	1	37	18.63	18.59	18.51	19	0	
15	64QAM	1	74	18.34	18.16	18.17			
15	64QAM	36	0	18.47	18.41	18.38			
15	64QAM	36	20	18.40	18.34	18.32	19	0	
15	64QAM	36	39	18.40	18.32	18.37			
15	64Q								



Band 38											
BW [MHz]	Modulation	RB Size	RB Offset	Power Low Ch. / Freq.	Power Middle Ch. / Freq.	Power High Ch. / Freq.	Tune-up limit (dBm)	MPR (dB)			
Channel				37850	38000	38150					
Frequency (MHz)				2580	2595	2610					
20	QPSK	1	0	21.22	21.34	21.20	23	0			
20	QPSK	1	49	21.12	21.24	21.01					
20	QPSK	1	99	21.05	21.00	21.12					
20	QPSK	50	0	21.13	21.33	21.26					
20	QPSK	50	24	21.00	21.27	21.14	23	0			
20	QPSK	50	50	21.10	21.22	21.21					
20	QPSK	100	0	21.01	21.27	21.08					
20	QPSK	1	0	21.13	21.12	21.12					
20	16QAM	1	49	21.12	21.10	21.20	23	0			
20	16QAM	1	99	21.24	21.22	21.10					
20	16QAM	50	0	20.61	20.88	20.91					
20	16QAM	50	24	20.68	20.93	20.80					
20	16QAM	50	50	20.72	20.90	20.63	22	1			
20	16QAM	100	0	20.64	20.92	20.77					
20	16QAM	1	0	20.28	20.57	20.62					
20	16QAM	1	49	20.27	20.59	20.31					
20	64QAM	1	99	20.34	20.32	20.12	22	1			
20	64QAM	50	0	19.59	19.97	19.91					
20	64QAM	50	24	19.66	19.93	19.78					
20	64QAM	50	50	19.68	19.88	19.61					
20	64QAM	100	0	19.65	19.91	19.76	21	2			
Channel				37825	38000	38175					
Frequency (MHz)				2577.5	2595	2612.5					
15	QPSK	1	0	21.22	21.25	21.26			23	0	
15	QPSK	1	37	21.20	21.27	21.05					
15	QPSK	1	74	21.12	21.13	21.22					
15	QPSK	36	0	21.23	21.29	21.14					
15	QPSK	36	20	21.00	21.28	21.16	23	0			
15	QPSK	36	39	21.04	21.18	21.22					
15	QPSK	75	0	21.12	21.25	21.11					
15	16QAM	1	0	21.12	21.19	21.23					
15	16QAM	1	37	21.10	21.12	21.19	23	0			
15	16QAM	1	74	21.15	21.33	21.13					
15	16QAM	36	0	20.53	20.89	20.79					
15	16QAM	36	20	20.68	20.90	20.76					
15	16QAM	36	39	20.58	20.84	20.61	22	1			
15	16QAM	75	0	20.63	20.92	20.80					
15	16QAM	1	0	20.17	20.58	20.55					
15	16QAM	1	37	20.18	20.53	20.36					
15	64QAM	1	74	20.28	20.42	20.19	22	1			
15	64QAM	36	0	19.58	19.94	19.80					
15	64QAM	36	20	19.65	19.92	19.80					
15	64QAM	36	39	19.60	19.88	19.62					
15	64QAM	75	0	19.68	19.91	19.74	21	2			
Channel				37800	38000	38200					
Frequency (MHz)				2575	2595	2615					
10	QPSK	1	0	21.01	21.24	21.04			23	0	
10	QPSK	1	25	21.06	21.21	21.03					
10	QPSK	1	49	21.12	21.12	21.07					
10	QPSK	25	0	21.09	21.21	21.16					
10	QPSK	25	12	21.07	21.22	21.20	23	0			
10	QPSK	25	25	21.11	21.19	21.19					
10	QPSK	50	0	21.07	21.26	21.00					
10	16QAM	1	0	21.02	21.19	21.23					
10	16QAM	1	25	21.00	21.12	21.16	23	0			
10	16QAM	1	49	21.07	21.23	21.05					
10	16QAM	25	0	20.48	20.85	20.63					
10	16QAM	25	12	20.49	20.88	20.86					
10	16QAM	25	25	20.52	20.80	20.61	22	1			
10	16QAM	50	0	20.51	20.88	20.64					
10	16QAM	1	0	20.09	20.55	20.35					
10	16QAM	1	25	20.14	20.49	20.27					
10	64QAM	1	49	20.15	20.34	20.17	22	1			
10	64QAM	25	0	19.55	19.90	19.71					
10	64QAM	25	12	19.54	19.91	19.71					
10	64QAM	25	25	19.58	19.88	19.65					
10	64QAM	50	0	19.47	19.84	19.65	21	2			
Channel				37775	38000	38225					
Frequency (MHz)				2572.5	2595	2617.5					
5	QPSK	1	0	21.17	21.22	21.20			23	0	
5	QPSK	1	12	21.16	21.17	21.12					
5	QPSK	1	24	21.19	21.02	21.14					
5	QPSK	12	0	21.00	21.23	21.11					
5	QPSK	12	7	21.07	21.23	21.23	23	0			
5	QPSK	12	13	21.04	21.19	21.20					
5	QPSK	25	0	21.04	21.17	21.25					
5	16QAM	1	0	21.15	21.10	21.22					
5	16QAM	1	12	21.12	21.33	21.09	23	0			
5	16QAM	1	24	21.19	21.27	21.05					
5	16QAM	12	0	20.37	20.79	20.58					
5	16QAM	12	7	20.49	20.80	20.50					
5	16QAM	12	13	20.45	20.78	20.48	22	1			
5	16QAM	25	0	20.47	20.82	20.62					
5	64QAM	1	0	20.06	20.50	20.34					
5	64QAM	1	12	20.01	20.44	20.18					
5	64QAM	1	24	20.13	20.36	20.18	22	1			
5	64QAM	12	0	19.42	19.88	19.71					
5	64QAM	12	7	19.56	19.92	19.59					
5	64QAM	12	13	19.52	19.86	19.57					
5	64QAM	25	0	19.51	19.87	19.69	21	2			

Band 41												
BW [MHz]	Modulation	RB Size	RB Offset	Power Low Ch. / Freq.	Power Low Middle Ch. / Freq.	Power Middle Ch. / Freq.	Power High Middle Ch. / Freq.	Power High Ch. / Freq.	Tune-up limit (dBm)	MPR (dB)		
Channel				40140	40390	40640	40890	41140				
Frequency (MHz)				2545	2570	2595	2620	2645				
20	QPSK	1	0	21.23	21.02	21.41	21.40	21.33	23	0		
20	QPSK	1	49	21.12	21.14	21.23	21.30	21.06				
20	QPSK	1	99	21.10	21.23	21.25	21.21	21.23				
20	QPSK	50	0	21.13	21.14	21.39	21.38	21.19				
20	QPSK	50	24	21.21	21.11	21.16	21.27	21.14	23	0		
20	QPSK	50	50	21.12	21.14	21.06	21.19	21.06				
20	QPSK	100	0	21.21	21.12	21.26	21.25	21.10				
20	16QAM	1	0	21.08	21.14	21.36	21.12	21.23				
20	16QAM	1	49	21.23	21.08	21.19	21.12	21.18	23	0		
20	16QAM	1	99	21.22	21.00	21.31	21.23	21.10				
20	16QAM	50	0	20.53	20.58	20.78	20.96	20.76				
20	16QAM	50	24	20.48	20.51	20.73	20.84	20.68				
20	16QAM	50	50	20.51	20.55	20.65	20.77	20.67	22	1		
20	16QAM	100	0	20.34	20.50	20.73	20.83	20.67				
20	64QAM	1	0	20.69	20.68	20.88	21.06	20.98				
20	64QAM	1	49	20.56	20.61	20.70	20.91	20.70				
20	64QAM	1	99	20.60	20.63	20.79	20.95	20.64	22	1		
20	64QAM	50	0	19.66	19.62	19.82	20.01	19.83				
20	64QAM	50	24	19.51	19.55	19.75	19.91	19.77				
20	64QAM	50	50	19.62	19.55	19.73	19.82	19.70				
20	64QAM	100	0	19.49	19.62	19.84	19.99	19.84	21	2		
Channel				40115	40378	40640	40903	41165				
Frequency (MHz)				2542.5	2568.8	2595	2621.3	2647.5				
15	QPSK	1	0	21.12	21.23	21.20	21.38	21.22			23	0
15	QPSK	1	37	21.10	21.22	21.05	21.20	21.06				
15	QPSK	1	74	21.23	21.23	21.05	21.19	21.05				
15	QPSK	36	0	21.21	21.30	21.09	21.25	21.17				
15	QPSK	36	20	21.12	21.13	21.10	21.29	21.14	23	0		
15	QPSK	36	39	21.09	21.22	21.06	21.15	21.07				
15	QPSK	75	0	21.12	21.12	21.10	21.22	21.13				
15	16QAM	1	0	21.03	21.12	21.30	21.11	21.32				
15	16QAM	1	37	21.20	21.11	21.16	21.32	21.22	23	0		
15	16QAM	1	74	21.12	21.00	21.15	21.26	21.15				
15	16QAM	36	0	20.35	20.50	20.65	20.81	20.68				
15	16QAM	36	20	20.32	20.40	20.66	20.79	20.64				
15	16QAM	36	39	20.33	20.37	20.63	20.69	20.59	22	1		
15	16QAM	75	0	20.31	20.49	20.66	20.78	20.71				
15	64QAM	1	0	20.57	20.64	20.82	21.06	20.84				
15	64QAM	1	37	20.60	20.57	20.69	20.87	20.76				
15	64QAM	1	74	20.58	20.59	20.64	20.78	20.66	22	1		
15	64QAM	36	0	19.47	19.58	19.82	19.92	19.80				
15	64QAM	36	20	19.44	19.56	19.80	19.90	19.80				
15	64QAM	36	39	19.47	19.52	19.68	19.82	19.72				
15	64QAM	75	0	19.46	19.57	19.78	19.93	19.78	21	2		
Channel				40090	40355	40640	40915	41190				
Frequency (MHz)				2540	2567.5	2595	2622.5	2650				



Reduced Power Mode for Hotspot On

GSM850 TX Channel	Burst Average Power (dBm)			Tune-up Limit (dBm)	Frame-Average Power (dBm)			Tune-up Limit (dBm)
	128	189	251		128	189	251	
Frequency (MHz)	824.2	836.4	848.8		824.2	836.4	848.8	
GSM 1 Tx slot	31.92	31.97	31.68	32.50	22.92	22.97	22.68	23.50
GPRS 1 Tx slot	31.91	31.96	31.67	32.50	22.91	22.96	22.67	23.50
GPRS 2 Tx slots	30.87	30.63	30.62	31.50	24.87	24.63	24.62	25.50
GPRS 3 Tx slots	29.11	29.05	28.86	30.50	24.85	24.79	24.60	26.24
GPRS 4 Tx slots	27.58	27.32	27.31	28.50	24.58	24.32	24.31	25.50
EDGE 1 Tx slot	26.02	26.03	25.89	27.00	17.02	17.03	16.89	18.00
EDGE 2 Tx slots	24.51	24.56	24.45	26.00	18.51	18.56	18.45	20.00
EDGE 3 Tx slots	23.07	23.12	22.84	24.50	18.81	18.86	18.58	20.24
EDGE 4 Tx slots	21.42	21.42	21.24	22.50	18.42	18.42	18.24	19.50

GSM1900 TX Channel	Burst Average Power (dBm)			Tune-up Limit (dBm)	Frame-Average Power (dBm)			Tune-up Limit (dBm)
	512	661	810		512	661	810	
Frequency (MHz)	1850.2	1880	1909.8		1850.2	1880	1909.8	
GSM 1 Tx slot	24.55	24.68	24.79	25.00	15.55	15.68	15.79	16.00
GPRS 1 Tx slot	24.54	24.67	24.78	25.00	15.54	15.67	15.78	16.00
GPRS 2 Tx slots	23.48	23.61	23.67	24.50	17.48	17.61	17.67	18.50
GPRS 3 Tx slots	22.00	21.93	22.36	23.00	17.74	17.67	18.10	18.74
GPRS 4 Tx slots	20.25	20.26	20.34	21.50	17.25	17.26	17.34	18.50
EDGE 1 Tx slot	20.82	20.63	20.68	21.50	11.82	11.63	11.68	12.50
EDGE 2 Tx slots	19.05	19.30	19.32	20.50	13.05	13.30	13.32	14.50
EDGE 3 Tx slots	17.61	17.65	17.17	19.00	13.35	13.39	12.91	14.74
EDGE 4 Tx slots	16.30	16.34	16.54	17.00	13.30	13.34	13.54	14.00

Band TX Channel	WCDMA II			Tune-up Limit (dBm)	WCDMA IV			Tune-up Limit (dBm)
	9262	9400	9538		1312	1413	1513	
Rx Channel	9592	9800	9938		1537	1638	1738	
Frequency (MHz)	1852.4	1880	1907.6		1772.4	1732.6	1752.6	
3GPP Rel 99 AMR 12.2kbps	16.10	15.93	16.12	17.00	15.78	15.91	15.96	16.50
3GPP Rel 99 RMC 12.2kbps	16.11	16.00	16.13	17.00	15.80	15.94	15.97	16.50
3GPP Rel 6 HSDPA Subtest-1	14.86	14.72	14.89	16.00	14.72	14.67	14.70	15.50
3GPP Rel 6 HSDPA Subtest-2	14.84	14.66	14.84	16.00	14.68	14.63	14.55	15.50
3GPP Rel 6 HSDPA Subtest-3	14.41	14.23	14.40	15.50	14.20	14.43	13.99	15.00
3GPP Rel 6 HSDPA Subtest-4	14.38	14.22	14.35	15.50	14.17	14.49	14.10	15.00
3GPP Rel 6 DC-HSDPA Subtest-1	14.85	14.71	14.86	16.00	14.71	14.66	14.68	15.50
3GPP Rel 6 DC-HSDPA Subtest-2	14.82	14.65	14.82	16.00	14.66	14.62	14.54	15.50
3GPP Rel 6 DC-HSDPA Subtest-3	14.40	14.21	14.36	15.50	14.18	14.42	13.97	15.00
3GPP Rel 6 DC-HSDPA Subtest-4	14.37	14.20	14.33	15.50	14.15	14.47	14.08	15.00
3GPP Rel 6 HSUPA Subtest-1	14.85	14.72	14.90	16.00	14.72	14.68	14.62	15.50
3GPP Rel 6 HSUPA Subtest-2	12.90	12.65	12.94	14.00	12.71	12.95	12.81	13.50
3GPP Rel 6 HSUPA Subtest-3	13.84	13.70	13.86	15.00	13.75	13.63	13.88	14.50
3GPP Rel 6 HSUPA Subtest-4	12.77	12.72	12.82	14.00	12.74	12.86	12.77	13.50
3GPP Rel 6 HSUPA Subtest-5	14.92	14.75	14.80	16.00	14.73	14.92	14.85	15.50



Band 2									
BW (MHz)	Modulation	RB Size	RB Offset	Power Low Ch / Freq	Power Middle Ch / Freq	Power High Ch / Freq	Tune-up limit (dBm)	MPR (dB)	
Channel									
Frequency (MHz)				18700	18900	19100			
20	QPSK	1	0	14.34	14.63	14.32			
20	QPSK	1	49	14.45	14.36	14.20	15	0	
20	QPSK	1	95	14.22	14.33	14.20			
20	QPSK	50	0	14.12	14.25	14.24			
20	QPSK	50	24	14.06	14.12	14.17			
20	QPSK	50	50	14.13	14.08	14.17	15	0	
20	QPSK	100	0	14.20	14.23	14.22			
20	16QAM	1	0	14.58	14.43	14.60			
20	16QAM	1	49	14.29	14.42	14.43	15	0	
20	16QAM	1	99	14.60	14.61	14.56			
20	16QAM	50	0	14.21	14.28	14.32			
20	16QAM	50	24	14.18	14.25	14.33			
20	16QAM	50	50	14.25	14.22	14.27	15	0	
20	16QAM	100	0	14.28	14.24	14.31			
20	64QAM	1	0	14.54	14.32	14.53			
20	64QAM	1	49	14.24	14.37	14.48	15	0	
20	64QAM	1	99	14.43	14.34	14.48			
20	64QAM	50	0	14.20	14.27	14.37			
20	64QAM	50	24	14.17	14.26	14.34			
20	64QAM	50	50	14.26	14.24	14.36	15	0	
20	64QAM	100	0	14.33	14.24	14.36			
Channel									
Frequency (MHz)				18975	18900	19125	Tune-up limit (dBm)	MPR (dB)	
15	QPSK	1	0	14.15	14.16	14.24			
15	QPSK	1	37	14.01	14.02	14.20	15	0	
15	QPSK	1	74	13.97	14.10	14.26			
15	QPSK	36	0	14.14	14.18	14.20			
15	QPSK	36	20	14.10	14.11	14.21			
15	QPSK	36	39	14.04	14.13	14.30	15	0	
15	QPSK	75	0	14.09	14.13	14.18			
15	16QAM	1	0	14.41	14.50	14.55			
15	16QAM	1	37	14.31	14.46	14.55	15	0	
15	16QAM	1	74	14.44	14.45	14.57			
15	16QAM	36	0	14.24	14.25	14.35			
15	16QAM	36	20	14.21	14.22	14.35			
15	16QAM	36	39	14.14	14.18	14.38	15	0	
15	16QAM	75	0	14.21	14.23	14.32			
15	64QAM	1	0	14.43	14.44	14.54			
15	64QAM	1	37	14.34	14.36	14.56	15	0	
15	64QAM	1	74	14.33	14.41	14.49			
15	64QAM	36	0	14.27	14.33	14.37			
15	64QAM	36	20	14.23	14.26	14.37	15	0	
15	64QAM	36	39	14.18	14.24	14.43			
15	64QAM	75	0	14.18	14.27	14.35			
Channel									
Frequency (MHz)				18950	18900	19150	Tune-up limit (dBm)	MPR (dB)	
10	QPSK	1	0	14.49	14.53	14.37			
10	QPSK	1	25	14.22	14.23	14.41	15	0	
10	QPSK	1	49	14.37	14.45	14.36			
10	QPSK	25	0	14.29	14.32	14.39			
10	QPSK	25	12	14.25	14.32	14.48	15	0	
10	QPSK	25	25	14.23	14.28	14.43			
10	QPSK	50	0	14.24	14.30	14.36			
10	16QAM	1	0	14.56	14.56	14.33			
10	16QAM	1	25	14.60	14.61	14.44	15	0	
10	16QAM	1	49	14.54	14.50	14.33			
10	16QAM	25	0	14.40	14.43	14.52			
10	16QAM	25	12	14.36	14.39	14.54	15	0	
10	16QAM	25	25	14.32	14.39	14.53			
10	16QAM	50	0	14.37	14.44	14.45			
10	64QAM	1	0	14.54	14.50	14.44			
10	64QAM	1	25	14.47	14.48	14.33	15	0	
10	64QAM	1	49	14.45	14.34	14.34			
10	64QAM	25	0	14.41	14.45	14.51			
10	64QAM	25	12	14.38	14.41	14.60	15	0	
10	64QAM	25	25	14.36	14.43	14.57			
10	64QAM	50	0	14.39	14.43	14.48			
Channel									
Frequency (MHz)				18925	18900	19175	Tune-up limit (dBm)	MPR (dB)	
5	QPSK	1	0	14.30	14.35	14.48			
5	QPSK	1	12	14.28	14.30	14.45	15	0	
5	QPSK	1	25	14.22	14.28	14.46			
5	QPSK	12	0	14.33	14.32	14.49			
5	QPSK	12	7	14.30	14.33	14.48	15	0	
5	QPSK	12	13	14.27	14.27	14.46			
5	QPSK	25	0	14.25	14.30	14.48			
5	16QAM	1	0	14.53	14.13	14.56			
5	16QAM	1	12	14.55	14.58	14.34	15	0	
5	16QAM	1	24	14.33	14.33	14.34			
5	16QAM	12	0	14.46	14.45	14.60			
5	16QAM	12	7	14.45	14.41	14.59	15	0	
5	16QAM	12	13	14.39	14.40	14.55			
5	16QAM	25	0	14.42	14.36	14.57			
5	64QAM	1	0	14.61	14.59	14.34	15	0	
5	64QAM	1	12	14.46	14.51	14.33			
5	64QAM	1	24	14.55	14.33	14.34			
5	64QAM	12	0	14.47	14.49	14.32			
5	64QAM	12	7	14.48	14.52	14.34	15	0	
5	64QAM	12	13	14.40	14.46	14.32			
5	64QAM	25	0	14.42	14.44	14.60			
Channel									
Frequency (MHz)				18915	18900	19185	Tune-up limit (dBm)	MPR (dB)	
3	QPSK	1	0	14.27	14.29	14.41			
3	QPSK	1	8	14.25	14.22	14.38	15	0	
3	QPSK	1	14	14.25	14.23	14.45			
3	QPSK	8	0	14.26	14.30	14.45			
3	QPSK	8	4	14.33	14.33	14.47	15	0	
3	QPSK	8	7	14.28	14.29	14.46			
3	16QAM	1	0	14.24	14.25	14.46			
3	16QAM	1	8	14.61	14.33	14.54	15	0	
3	16QAM	1	14	14.48	14.53	14.56			
3	16QAM	8	0	14.41	14.47	14.56			
3	16QAM	8	4	14.48	14.44	14.59	15	0	
3	16QAM	8	7	14.44	14.40	14.54			
3	16QAM	15	0	14.41	14.37	14.56			
3	64QAM	1	0	14.53	14.53	14.33			
3	64QAM	1	8	14.52	14.48	14.45	15	0	
3	64QAM	1	14	14.48	14.57	14.34			
3	64QAM	8	0	14.45	14.45	14.55			
3	64QAM	8	4	14.48	14.47	14.60	15	0	
3	64QAM	8	7	14.41	14.44	14.60			
3	64QAM	15	0	14.39	14.40	14.57			
Channel									
Frequency (MHz)				18907	18900	19193	Tune-up limit (dBm)	MPR (dB)	
1.4	QPSK	1	0	14.19	14.18	14.39			
1.4	QPSK	1	3	14.22	14.23	14.42	15	0	
1.4	QPSK	1	5	14.19	14.17	14.36			
1.4	QPSK	3	0	14.23	14.22	14.41			
1.4	QPSK	3	1	14.26	14.27	14.44	15	0	
1.4	QPSK	3	3	14.21	14.24	14.41			
1.4	QPSK	6	0	14.23	14.20	14.40	15	0	
1.4	16QAM	1	0	14.53	14.57	14.62			
1.4	16QAM	1	3	14.61	14.54	14.34	15	0	
1.4	16QAM	1	5	14.52	14.41	14.34			
1.4	16QAM	3	0	14.33	14.36	14.53			
1.4	16QAM	3	1	14.36	14.39	14.52	15	0	
1.4	16QAM	3	3	14.34	14.33	14.39			
1.4	16QAM	6	0	14.42	14.38	14.57	15	0	
1.4	64QAM	1	0	14.42	14.54	14.34			
1.4	64QAM	1	3	14.48	14.55	14.34	15	0	
1.4	64QAM	1	5	14.41	14.45	14.59			
1.4	64QAM	3	0	14.41	14.43	14.62	15	0	
1.4	64QAM	3	1	14.45	14.51	14.33			
1.4	64QAM	3	3	14.45	14.47	14.58			
1.4	64QAM	6	0	14.32	14.32	14.48	15	0	

Band 4									
BW (MHz)	Modulation	RB Size	RB Offset	Power Low Ch / Freq	Power Middle Ch / Freq	Power High Ch / Freq	Tune-up limit (dBm)	MPR (dB)	
Channel									
Frequency (MHz)				20050	20175	20300			
20	QPSK	1	0	16.46	16.68	16.41			
20	QPSK	1	49	16.33	16.24	16.39	17.5	0	
20	QPSK	1	99	16.25	16.24				



Band 7									
BW (MHz)	Modulation	RB Size	RB Offset	Power Low Ch / Freq	Power Middle Ch / Freq	Power High Ch / Freq	Tune-up limit (dBm)	MPR (dB)	
Channel				20850	21100	21350			
Frequency (MHz)				2510	2535	2560			
20	QPSK	1	0	19.78	19.91	19.89			
20	QPSK	1	49	19.24	19.45	19.26	21	0	
20	QPSK	1	99	19.41	19.73	19.54			
20	QPSK	50	0	19.88	19.70	19.86			
20	QPSK	50	24	19.54	19.51	19.52	21	0	
20	QPSK	50	50	19.47	19.46	19.49			
20	QPSK	100	0	19.50	19.54	19.51			
20	16QAM	1	0	19.44	19.83	19.84	21	0	
20	16QAM	1	49	19.56	19.71	19.60			
20	16QAM	1	99	19.58	19.69	19.43			
20	16QAM	50	0	19.77	19.63	19.69	21	0	
20	16QAM	50	24	19.66	19.74	19.70			
20	16QAM	50	50	19.54	19.59	19.62			
20	16QAM	100	0	19.62	19.69	19.64			
20	64QAM	1	0	19.80	19.31	19.72	21	0	
20	64QAM	1	49	19.75	19.40	19.81			
20	64QAM	1	99	19.43	19.56	19.60			
20	64QAM	50	0	19.65	19.69	19.75	21	0	
20	64QAM	50	24	19.61	19.68	19.69			
20	64QAM	50	50	19.62	19.65	19.58			
20	64QAM	100	0	19.64	19.64	19.64			
Channel				20825	21100	21375			
Frequency (MHz)				2507.5	2535	2562.5			
15	QPSK	1	0	19.52	19.61	19.67	21	0	
15	QPSK	1	37	19.40	19.50	19.51			
15	QPSK	1	74	19.46	19.47	19.42			
15	QPSK	36	0	19.49	19.50	19.65	21	0	
15	QPSK	36	20	19.59	19.58	19.62			
15	QPSK	36	39	19.52	19.54	19.52			
15	QPSK	75	0	19.56	19.56	19.60	21	0	
15	16QAM	1	0	19.74	19.56	19.78			
15	16QAM	1	37	19.66	19.50	19.87	21	0	
15	16QAM	1	74	19.94	19.80	19.82			
15	16QAM	36	0	19.58	19.71	19.78	21	0	
15	16QAM	36	20	19.70	19.68	19.75			
15	16QAM	36	39	19.62	19.66	19.63			
15	16QAM	75	0	19.67	19.67	19.70	21	0	
15	64QAM	1	0	19.73	19.83	19.56			
15	64QAM	1	37	19.65	19.78	19.76	21	0	
15	64QAM	1	74	19.67	19.68	19.67			
15	64QAM	36	0	19.60	19.71	19.71	21	0	
15	64QAM	36	20	19.67	19.70	19.67			
15	64QAM	36	39	19.64	19.65	19.62			
15	64QAM	75	0	19.68	19.66	19.61			
Channel				20800	21100	21400			
Frequency (MHz)				2505	2535	2565			
10	QPSK	1	0	19.54	19.58	19.61	21	0	
10	QPSK	1	25	19.47	19.56	19.56			
10	QPSK	1	49	19.54	19.51	19.48			
10	QPSK	25	0	19.54	19.56	19.58	21	0	
10	QPSK	25	12	19.56	19.59	19.62			
10	QPSK	25	25	19.64	19.55	19.55			
10	QPSK	50	0	19.67	19.57	19.56	21	0	
10	16QAM	1	0	19.75	19.87	19.54			
10	16QAM	1	25	19.81	19.85	19.45	21	0	
10	16QAM	1	49	19.46	19.67	19.82			
10	16QAM	25	0	19.63	19.68	19.71	21	0	
10	16QAM	25	12	19.64	19.71	19.75			
10	16QAM	25	25	19.72	19.67	19.68			
10	16QAM	50	0	19.75	19.67	19.70	21	0	
10	64QAM	1	0	19.76	19.81	19.82			
10	64QAM	1	25	19.75	19.74	19.83	21	0	
10	64QAM	1	49	19.73	19.71	19.69			
10	64QAM	25	0	19.64	19.68	19.68	21	0	
10	64QAM	25	12	19.63	19.66	19.65			
10	64QAM	25	25	19.64	19.61	19.59			
10	64QAM	50	0	19.69	19.66	19.67			
Channel				20775	21100	21425			
Frequency (MHz)				2502.5	2535	2567.5			
5	QPSK	1	0	19.53	19.53	19.56	21	0	
5	QPSK	1	12	19.32	19.54	19.61			
5	QPSK	1	24	19.46	19.50	19.50	21	0	
5	QPSK	12	0	19.57	19.60	19.65			
5	QPSK	12	7	19.55	19.62	19.58	21	0	
5	QPSK	12	13	19.55	19.60	19.58			
5	QPSK	25	0	19.56	19.58	19.57			
5	16QAM	1	0	19.77	19.85	19.45	21	0	
5	16QAM	1	12	19.76	19.82	19.86			
5	16QAM	1	24	19.67	19.89	19.88	21	0	
5	16QAM	12	0	19.59	19.72	19.75			
5	16QAM	12	7	19.65	19.74	19.70	21	0	
5	16QAM	12	13	19.58	19.70	19.71			
5	16QAM	25	0	19.58	19.71	19.70			
5	64QAM	1	0	19.76	19.77	19.77	21	0	
5	64QAM	1	12	19.70	19.77	19.76			
5	64QAM	1	24	19.60	19.78	19.65			
5	64QAM	12	0	19.61	19.67	19.69	21	0	
5	64QAM	12	7	19.66	19.69	19.71			
5	64QAM	12	13	19.63	19.72	19.62			
5	64QAM	25	0	19.60	19.62	19.67			

Band 66									
BW (MHz)	Modulation	RB Size	RB Offset	Power Low Ch / Freq	Power Middle Ch / Freq	Power High Ch / Freq	Tune-up limit (dBm)	MPR (dB)	
Channel				132072	132322	132572			
Frequency (MHz)				1720	1745	1770			
20	QPSK	1	0	16.57	16.62	16.66			
20	QPSK	1	49	16.68	16.54	16.67	17.5	0	
20	QPSK	1	99	16.54	16.52	16.63			
20	QPSK	50	0	16.68	16.78	16.73			
20	QPSK	50	24	16.60	16.54	16.60	17.5	0	
20	QPSK	50	50	16.53	16.48	16.57			
20	QPSK	100	0	16.62	16.67	16.66			
20	16QAM	1	0	16.45	16.77	16.81	17.5	0	
20	16QAM	1	49	16.80	16.57	16.78			
20	16QAM	1	99	16.76	16.55	16.69			
20	16QAM	50	0	16.56	16.46	16.55	17.5	0	
20	16QAM	50	24	16.50	16.43	16.49			
20	16QAM	50	50	16.45	16.39	16.45			
20	16QAM	100	0	16.49	16.41	16.54			
20	64QAM	1	0	16.79	16.65	16.82	17.5	0	
20	64QAM	1	49	16.61	16.49	16.68			
20	64QAM	1	99	16.56	16.53	16.57			
20	64QAM	50	0	16.57	16.46	16.53	17.5	0	
20	64QAM	50	24	16.48	16.41	16.45			
20	64QAM	50	50	16.44	16.39	16.44			
20	64QAM	100	0	16.45	16.42	16.53			
Channel				132047	132322	132597			
Frequency (MHz)				1717.5	1745	1772.5			
15	QPSK	1	0	16.53	16.41	16.44	17.5	0	
15	QPSK	1	37	16.36	16.24	16.31			
15	QPSK	1	74	16.31	16.30	16.28			
15	QPSK	36	0	16.45	16.37	16.44	17.5	0	
15	QPSK	36	20	16.40	16.30	16.39			
15	QPSK	36	39	16.38	16.38	16.37			
15	QPSK	75	0	16.40	16.30	16.38	17.5	0	
15	16QAM	1	0	16.56	16.78	16.45			
15	16QAM	1	37	16.59	16.56	16.59	17.5	0	
15	16QAM	1	74	16.44	16.56	16.71			
15	16QAM	36	0	16.55	16.39	16.53	17.5	0	
15	16QAM	36	20	16.53	16.38	16.46			
15	16QAM	36	39	16.48	16.37	16.44			
15	16QAM	75	0	16.50	16.37	16.48	17.5	0	
15	64QAM	1	0	16.72	16.54	16.68			
15	64QAM	1	37	16.58	16.49	16.62	17.5	0	
15	64QAM	1	74	16.58	16.54	16.50			
15	64QAM	36	0	16.52	16.38	16.52	17.5	0	
15	64QAM	36	20	16.51	16.41	16.45			
15	64QAM	36	39	16.45	16.37	16.45			
15</									



Band 38									
BW (MHz)	Modulation	RB Size	RB Offset	Power Low Ch. / Freq.	Power Middle Ch. / Freq.	Power High Ch. / Freq.	Tune-up limit (dBm)	MPR (dB)	
Channel				37850	38000	38150			
Frequency (MHz)				2580	2595	2610			
20	QPSK	1	0	20.92	21.34	21.20	22.5	0	
20	QPSK	1	49	20.99	21.24	21.01			
20	QPSK	1	99	21.05	21.00	20.84			
20	QPSK	50	0	20.96	21.33	21.26	22.5	0	
20	QPSK	50	24	21.00	21.27	21.14			
20	QPSK	50	50	21.10	21.22	20.98			
20	QPSK	100	0	21.01	21.27	21.08	22.5	0	
20	16QAM	1	0	21.13	21.12	21.12			
20	16QAM	1	49	21.12	21.10	21.20			
20	16QAM	1	99	21.24	21.22	21.10	22	0.5	
20	16QAM	50	0	20.81	20.88	20.91			
20	16QAM	50	24	20.68	20.93	20.80			
20	16QAM	50	50	20.72	20.90	20.63	22	0.5	
20	16QAM	100	0	20.64	20.92	20.77			
20	64QAM	1	0	20.26	20.57	20.62			
20	64QAM	1	49	20.27	20.59	20.31	22	0.5	
20	64QAM	1	99	20.34	20.32	20.12			
20	64QAM	50	0	19.59	19.97	19.91			
20	64QAM	50	24	19.68	19.93	19.78	21	1.5	
20	64QAM	50	50	19.68	19.86	19.61			
20	64QAM	100	0	19.65	19.91	19.76			
Channel				37825	38000	38175			
Frequency (MHz)				2577.5	2595	2612.5			
15	QPSK	1	0	20.96	21.25	21.26	22.5	0	
15	QPSK	1	37	20.90	21.27	21.05			
15	QPSK	1	74	20.96	21.13	20.94			
15	QPSK	36	0	20.91	21.29	21.14	22.5	0	
15	QPSK	36	20	21.00	21.28	21.16			
15	QPSK	36	39	20.97	21.18	20.99			
15	QPSK	75	0	20.97	21.25	21.11	22.5	0	
15	16QAM	1	0	21.12	21.10	21.23			
15	16QAM	1	37	21.10	21.12	21.19			
15	16QAM	1	74	21.15	21.13	21.13	22	0.5	
15	16QAM	36	0	20.53	20.89	20.79			
15	16QAM	36	20	20.68	20.90	20.76			
15	16QAM	36	39	20.58	20.84	20.61	22	0.5	
15	16QAM	75	0	20.63	20.92	20.80			
15	64QAM	1	0	20.17	20.56	20.55			
15	64QAM	1	37	20.18	20.53	20.36	22	0.5	
15	64QAM	1	74	20.26	20.42	20.19			
15	64QAM	36	0	19.58	19.94	19.80			
15	64QAM	36	20	19.65	19.92	19.80	21	1.5	
15	64QAM	36	39	19.60	19.86	19.62			
15	64QAM	75	0	19.68	19.91	19.74			
Channel				37800	38000	38200			
Frequency (MHz)				2575	2595	2615			
10	QPSK	1	0	20.80	21.24	21.04	22.5	0	
10	QPSK	1	25	20.85	21.21	21.03			
10	QPSK	1	49	20.91	21.12	20.86			
10	QPSK	25	0	20.88	21.21	20.97	22.5	0	
10	QPSK	25	12	20.86	21.22	20.99			
10	QPSK	25	25	20.90	21.19	20.98			
10	QPSK	50	0	20.86	21.26	21.00	22.5	0	
10	16QAM	1	0	21.02	21.10	21.23			
10	16QAM	1	25	21.00	21.12	21.18			
10	16QAM	1	49	21.07	21.23	21.05	22	0.5	
10	16QAM	25	0	20.48	20.85	20.63			
10	16QAM	25	12	20.49	20.86	20.66			
10	16QAM	25	25	20.52	20.80	20.61	22	0.5	
10	16QAM	50	0	20.51	20.88	20.64			
10	64QAM	1	0	20.09	20.55	20.35			
10	64QAM	1	25	20.14	20.49	20.27	22	0.5	
10	64QAM	1	49	20.15	20.34	20.17			
10	64QAM	25	0	19.55	19.90	19.71			
10	64QAM	25	12	19.54	19.91	19.71	21	1.5	
10	64QAM	25	25	19.58	19.86	19.65			
10	64QAM	50	0	19.47	19.84	19.65			
Channel				37775	38000	38225			
Frequency (MHz)				2572.5	2595	2617.5			
5	QPSK	1	0	20.75	21.22	21.02	22.5	0	
5	QPSK	1	12	20.74	21.17	20.88			
5	QPSK	1	24	20.77	21.02	20.82			
5	QPSK	12	0	20.79	21.23	21.02	22.5	0	
5	QPSK	12	7	20.86	21.23	20.95			
5	QPSK	12	13	20.83	21.19	20.89			
5	QPSK	25	0	20.83	21.17	20.98	22.5	0	
5	16QAM	1	0	20.94	21.10	21.22			
5	16QAM	1	12	20.91	21.33	21.09			
5	16QAM	1	24	20.98	21.27	21.05	22	0.5	
5	16QAM	12	0	20.37	20.79	20.58			
5	16QAM	12	7	20.49	20.80	20.50			
5	16QAM	12	13	20.45	20.76	20.48	22	0.5	
5	16QAM	25	0	20.47	20.82	20.62			
5	64QAM	1	0	20.08	20.50	20.34			
5	64QAM	1	12	20.01	20.44	20.18	22	0.5	
5	64QAM	1	24	20.13	20.36	20.18			
5	64QAM	12	0	19.42	19.88	19.71			
5	64QAM	12	7	19.58	19.92	19.59	21	1.5	
5	64QAM	12	13	19.52	19.86	19.57			
5	64QAM	25	0	19.51	19.87	19.69			

Band 41										
BW (MHz)	Modulation	RB Size	RB Offset	Power Low Ch. / Freq.	Power Low Middle Ch. / Freq.	Power Middle Ch. / Freq.	Power High Middle Ch. / Freq.	Power High Ch. / Freq.	Tune-up limit (dBm)	MPR (dB)
Channel				40140	40390	40640	40890	41140		
Frequency (MHz)				2545	2570	2595	2620	2645		
20	QPSK	1	0	21.23	21.02	21.41	21.40	21.33	22.5	0
20	QPSK	1	49	21.12	21.14	21.23	21.30	21.06		
20	QPSK	1	99	21.10	20.99	21.25	21.21	21.23		
20	QPSK	50	0	21.13	21.14	21.39	21.38	21.19	22.5	0
20	QPSK	50	24	21.21	21.11	21.16	21.27	21.14		
20	QPSK	50	50	21.12	21.14	21.06	21.19	21.08		
20	QPSK	100	0	20.96	20.98	21.26	21.25	21.10	22.5	0
20	16QAM	1	0	21.08	21.14	21.36	21.12	21.23		
20	16QAM	1	49	20.98	21.08	21.19	21.12	21.16		
20	16QAM	1	99	20.97	21.00	21.31	21.23	21.10	22	0.5
20	16QAM	50	0	20.53	20.58	20.78	20.86	20.76		
20	16QAM	50	24	20.48	20.51	20.73	20.84	20.68		
20	16QAM	50	50	20.51	20.55	20.65	20.77	20.67	22	0.5
20	16QAM	100	0	20.34	20.50	20.73	20.83	20.67		
20	64QAM	1	0	20.69	20.68	20.88	21.06	20.98		
20	64QAM	1	49	20.56	20.61	20.70	20.91	20.70	22	0.5
20	64QAM	1	99	20.60	20.63	20.79	20.75	20.64		
20	64QAM	50	0	19.66	19.62	19.82	20.01	19.83		
20	64QAM	50	24	19.51	19.55	19.75	19.91	19.77	21	1.5
20	64QAM	50	50	19.62	19.55	19.73	19.82	19.70		
20	64QAM	100	0	19.49	19.62	19.84	19.99	19.84		
Channel				40115	40378	40640	40903	41165		
Frequency (MHz)				2542.5	2568.8	2595	2621.3	2647.5		
15	QPSK	1	0	20.89	20.99	21.20	21.38	21.22	22.5	0
15	QPSK	1	37	20.95	20.94	21.05	21.20	21.06		
15	QPSK	1	74	20.91	20.92	21.05	21.19	21.05		
15	QPSK	36	0	20.92	20.92	21.09	21.25	21.17	22.5	0
15	QPSK	36	20	20.97	20.90	21.10	21.29	21.14		
15	QPSK	36	39	20.98	20.80	21.06	21.15	21.07		
15	QPSK	75	0	20.88	20.82	21.10	21.22	21.13	22.5	0
15	16QAM	1	0	21.03	21.12	21.30	21.11	21.32		
15	16QAM	1	37	20.94	20.98	21.16	21.32	21.22		
15	16QAM	1	74	20.92	21.00	21.15	21.26	21.15	22	0.5
15	16QAM	36	0	20.35	20.50	20.65	20.81	20.66		
15	16QAM	36	20	20.32	20.40	20.66	20.79	20.64		
15	16QAM	36	39	20.33	20.37	20.63	20.69	20.59	22	0.5
15	16QAM	75	0	20.31	20.48	20.66	20.76	20.71		
15	64QAM	1	0	20.57	20.64	20.82	21.06	20.84		
15	64QAM	1	37	20.60	20.57	20.69	20.87	20.76	22	0.5
15	64QAM	1	74	20.58	20.59	20.64	20.78	20.66		
15	64QAM	36	0	19.47	19.58	19.82	19.92	19.80		
15	64QAM	36	20	19.44	19.56	19.80	19.90	19.80	21	1.5
15	64QAM	36	39	19.47	19.52	19.68	19.82	19.72		
15	64QAM	7								



Reduced Power Mode for Handheld On

GSM1900	Burst Average Power (dBm)			Tune-up Limit (dBm)	Frame-Average Power (dBm)			Tune-up Limit (dBm)
	512	661	810		512	661	810	
TX Channel	512	661	810		512	661	810	
Frequency (MHz)	1850.2	1880	1909.8		1850.2	1880	1909.8	
GSM 1 Tx slot	27.28	27.48	27.49	27.50	18.28	18.48	18.49	18.50
GPRS 1 Tx slot	27.27	27.47	27.47	27.50	18.27	18.47	18.47	18.50
GPRS 2 Tx slots	26.66	26.67	26.81	27.00	20.66	20.67	20.81	21.00
GPRS 3 Tx slots	25.07	25.05	25.20	25.50	20.81	20.79	20.94	21.24
GPRS 4 Tx slots	23.46	23.51	23.66	24.00	20.46	20.51	20.66	21.00
EDGE 1 Tx slot	23.51	23.36	23.69	24.00	14.51	14.36	14.69	15.00
EDGE 2 Tx slots	22.40	22.48	22.58	23.00	16.40	16.48	16.58	17.00
EDGE 3 Tx slots	20.84	20.84	20.93	21.50	16.58	16.58	16.67	17.24
EDGE 4 Tx slots	19.20	19.18	19.29	19.50	16.20	16.18	16.29	16.50

Band	WCDMA II			Tune-up Limit (dBm)	WCDMA IV			Tune-up Limit (dBm)	
	9262	9400	9538		1312	1413	1513		
TX Channel	9262	9400	9538		1312	1413	1513		
Rx Channel	9692	9800	9938		1537	1638	1738		
Frequency (MHz)	1852.4	1880	1907.6		1712.4	1732.6	1752.6		
3GPP Rel 99	AMR 12.2kbps	20.45	20.28	20.41	20.50	19.90	20.00	20.01	20.50
3GPP Rel 99	RMC 12.2kbps	20.47	20.32	20.48	20.50	19.96	20.03	20.07	20.50
3GPP Rel 6	HSDPA Subtest-1	19.21	19.25	19.24	19.50	18.71	18.65	18.69	19.50
3GPP Rel 6	HSDPA Subtest-2	19.22	19.20	19.20	19.50	18.58	18.62	18.61	19.50
3GPP Rel 6	HSDPA Subtest-3	18.77	18.71	18.81	19.00	18.18	18.45	17.96	19.00
3GPP Rel 6	HSDPA Subtest-4	18.72	18.75	18.73	19.00	18.14	18.41	18.10	19.00
3GPP Rel 8	DC-HSDPA Subtest-1	19.20	19.23	19.23	19.50	18.70	18.64	18.67	19.50
3GPP Rel 8	DC-HSDPA Subtest-2	19.21	19.18	19.19	19.50	18.86	18.60	18.60	19.50
3GPP Rel 8	DC-HSDPA Subtest-3	18.75	18.70	18.80	19.00	18.16	18.44	17.94	19.00
3GPP Rel 8	DC-HSDPA Subtest-4	18.70	18.73	18.71	19.00	18.13	18.40	18.09	19.00
3GPP Rel 6	HSUPA Subtest-1	19.32	19.27	19.46	19.50	18.77	18.88	18.85	19.50
3GPP Rel 6	HSUPA Subtest-2	17.35	17.20	17.45	17.50	16.80	16.82	16.89	17.50
3GPP Rel 6	HSUPA Subtest-3	18.30	18.20	18.42	18.50	17.76	17.85	17.93	18.50
3GPP Rel 6	HSUPA Subtest-4	17.24	17.29	17.45	17.50	16.82	16.80	16.85	17.50
3GPP Rel 6	HSUPA Subtest-5	19.35	19.35	19.39	19.50	18.72	18.79	18.87	19.50



Band 2									
BW (MHz)	Modulation	RB Size	RB Offset	Power Low Ch / Freq	Power High Ch / Freq	Power Mid Ch / Freq	Tune-up limit (dBm)	MPR (dB)	
Channel									
Frequency (MHz)									
20	QPSK	1	0	18.24	18.47	19.00			
20	QPSK	1	49	18.23	18.21	18.07	19.5	0	
20	QPSK	1	99	18.14	18.12	18.02			
20	QPSK	50	0	18.03	18.17	18.16			
20	QPSK	50	24	18.01	18.07	18.09	19.5	0	
20	QPSK	50	50	18.03	18.05	18.10			
20	QPSK	100	0	18.11	18.12	18.08			
20	16QAM	1	0	18.45	18.34	18.32			
20	16QAM	1	49	18.27	18.26	18.26	19.5	0	
20	16QAM	1	99	18.23	18.33	18.42			
20	16QAM	50	0	18.11	18.17	18.23			
20	16QAM	50	24	18.03	18.12	18.20	19.5	0	
20	16QAM	50	50	18.08	18.08	18.17			
20	16QAM	100	0	18.17	18.12	18.16			
20	64QAM	1	0	18.44	18.45	18.25			
20	64QAM	1	49	18.05	18.21	18.32	19.5	0	
20	64QAM	1	99	18.33	18.35	18.38			
20	64QAM	50	0	18.10	18.15	18.19			
20	64QAM	50	24	18.03	18.09	18.14	19.5	0	
20	64QAM	50	50	18.08	18.07	18.15			
20	64QAM	100	0	18.15	18.14	18.15			
Channel									
Frequency (MHz)									
15	QPSK	1	0	18.03	18.09	18.14	19.5	0	
15	QPSK	1	37	17.89	17.94	18.15			
15	QPSK	1	74	17.91	18.03	18.15			
15	QPSK	36	0	18.03	18.04	18.08	19.5	0	
15	QPSK	36	20	18.00	17.99	18.09			
15	QPSK	36	39	17.96	18.00	18.15			
15	QPSK	75	0	17.98	18.03	18.08	19.5	0	
15	16QAM	1	0	18.29	18.44	18.46			
15	16QAM	1	37	18.19	18.34	18.33	19.5	0	
15	16QAM	1	74	18.28	18.36	18.42			
15	16QAM	36	0	18.10	18.10	18.14	19.5	0	
15	16QAM	36	20	18.05	18.15	18.14			
15	16QAM	36	39	18.00	18.06	18.26			
15	16QAM	75	0	18.04	18.09	18.12	19.5	0	
15	64QAM	1	0	18.31	18.30	18.38			
15	64QAM	1	37	18.16	18.16	18.41	19.5	0	
15	64QAM	1	74	18.19	18.11	18.16			
15	64QAM	36	0	18.10	18.10	18.16	19.5	0	
15	64QAM	36	20	18.05	18.15	18.18			
15	64QAM	36	39	17.99	18.07	18.25			
15	64QAM	75	0	18.04	18.11	18.14	19.5	0	
Channel									
Frequency (MHz)									
10	QPSK	1	0	18.21	18.23	18.08	19.5	0	
10	QPSK	1	25	17.88	17.98	18.10			
10	QPSK	1	49	18.12	18.19	18.12			
10	QPSK	25	0	17.98	18.03	18.07	19.5	0	
10	QPSK	25	12	17.97	18.00	18.16			
10	QPSK	25	25	17.92	17.99	18.10			
10	QPSK	50	0	17.97	18.03	18.06	19.5	0	
10	16QAM	1	0	18.46	18.23	18.38			
10	16QAM	1	25	18.31	18.26	18.41	19.5	0	
10	16QAM	1	49	18.21	18.45	18.39			
10	16QAM	25	0	18.05	18.12	18.17	19.5	0	
10	16QAM	25	12	18.06	18.07	18.24			
10	16QAM	25	25	18.03	18.04	18.17			
10	16QAM	50	0	18.07	18.11	18.13	19.5	0	
10	64QAM	1	0	18.44	18.33	18.30			
10	64QAM	1	25	18.11	18.23	18.39	19.5	0	
10	64QAM	1	49	18.32	18.39	18.19			
10	64QAM	25	0	18.07	18.12	18.14	19.5	0	
10	64QAM	25	12	18.03	18.09	18.24			
10	64QAM	25	25	17.97	18.08	18.19			
10	64QAM	50	0	18.06	18.07	18.12	19.5	0	
Channel									
Frequency (MHz)									
5	QPSK	1	0	17.96	17.99	18.16	19.5	0	
5	QPSK	1	12	17.96	17.95	18.07			
5	QPSK	1	24	17.95	18.11	18.11			
5	QPSK	12	0	17.97	17.97	18.17	19.5	0	
5	QPSK	12	7	17.95	17.99	18.12			
5	QPSK	12	13	17.95	17.97	18.11			
5	QPSK	25	0	17.95	17.99	18.12	19.5	0	
5	16QAM	1	0	18.31	18.34	18.32			
5	16QAM	1	12	18.27	18.33	18.46	19.5	0	
5	16QAM	1	24	18.15	18.34	18.39			
5	16QAM	12	0	18.05	18.07	18.23	19.5	0	
5	16QAM	12	7	18.01	18.05	18.23			
5	16QAM	12	13	18.04	18.02	18.18			
5	16QAM	25	0	18.03	18.05	18.20	19.5	0	
5	64QAM	1	0	18.20	18.28	18.38			
5	64QAM	1	12	18.10	18.15	18.33	19.5	0	
5	64QAM	1	24	18.13	18.18	18.21			
5	64QAM	12	0	18.03	18.05	18.24	19.5	0	
5	64QAM	12	7	18.03	18.02	18.16			
5	64QAM	12	13	17.97	17.99	18.17			
5	64QAM	25	0	18.01	17.98	18.21	19.5	0	
Channel									
Frequency (MHz)									
3	QPSK	1	0	17.88	17.92	18.04	19.5	0	
3	QPSK	1	8	17.83	17.88	18.04			
3	QPSK	1	14	17.86	17.88	18.01			
3	QPSK	8	0	17.91	17.88	18.09	19.5	0	
3	QPSK	8	4	17.93	17.95	18.07			
3	QPSK	8	7	17.87	17.89	18.05			
3	QPSK	15	0	17.89	17.91	18.05	19.5	0	
3	16QAM	1	0	18.11	18.11	18.38			
3	16QAM	1	8	18.15	18.30	18.35	19.5	0	
3	16QAM	1	14	18.11	18.12	18.21			
3	16QAM	8	0	17.99	18.06	18.21	19.5	0	
3	16QAM	8	4	18.05	18.04	18.25			
3	16QAM	8	7	18.01	18.03	18.16			
3	16QAM	15	0	17.94	17.97	18.13	19.5	0	
3	64QAM	1	0	18.13	18.05	18.30			
3	64QAM	1	8	18.10	18.08	18.27	19.5	0	
3	64QAM	1	14	17.93	18.13	18.22			
3	64QAM	8	0	18.03	18.00	18.15	19.5	0	
3	64QAM	8	4	17.98	18.08	18.18			
3	64QAM	8	7	18.01	18.02	18.15			
3	64QAM	15	0	17.97	17.98	18.10	19.5	0	
Channel									
Frequency (MHz)									
1.4	QPSK	1	0	17.83	17.83	18.03	19.5	0	
1.4	QPSK	1	3	17.88	17.90	18.07			
1.4	QPSK	1	5	17.82	17.84	17.99			
1.4	QPSK	3	0	17.85	17.92	18.01	19.5	0	
1.4	QPSK	3	1	17.89	17.93	18.11			
1.4	QPSK	3	3	17.87	17.90	18.05			
1.4	QPSK	6	0	17.82	17.94	18.05	19.5	0	
1.4	16QAM	1	0	18.08	18.17	18.29			
1.4	16QAM	1	3	18.24	18.25	18.21			
1.4	16QAM	1	5	18.24	18.14	18.31	19.5	0	
1.4	16QAM	3	0	17.94	17.96	18.18			
1.4	16QAM	3	1	17.98	18.03	18.17			
1.4	16QAM	3	3	17.95	17.98	18.11	19.5	0	
1.4	16QAM	6	0	17.96	18.04	18.21			
1.4	64QAM	1	0	18.07	18.06	18.23	19.5	0	
1.4	64QAM	1	3	18.10	18.12	18.30			
1.4	64QAM	1	5	18.03	18.05	18.23			
1.4	64QAM	3	0	17.98	17.96	18.19	19.5	0	
1.4	64QAM	3	1	18.00	18.08	18.19			
1.4	64QAM	3	3	17.98	18.01	18.17			
1.4	64QAM	6	0	17.97	17.97	18.12	19.5	0	

Band 4									
BW (MHz)	Modulation	RB Size	RB Offset	Power Low Ch / Freq	Power High Ch / Freq	Power Mid Ch / Freq	Tune-up limit (dBm)	MPR (dB)	
Channel									
Frequency (MHz)									
20	QPSK	1	0	20.05	20.20	20.13			
20	QPSK	1	49	20.00	19.98	20.12	21.5	0	
20	QPSK	1	99	19.93	19.97	19.97			
20	QPSK	50	0	19.92	19.94	19.92			
20	QPSK	50	24						



Full Power

Configure	CA List	PCC						SCC				Power		
		LTE	BW	UL	UL	UL#	UL	LTE	BW	DL	DL	With CA	Without CA	
		Band	(MHz)	Freq. (MHz)	Channel	Mod.	RB Offset	Band	(MHz)	Freq. (MHz)	Channel	Tx. Power (dBm)	Tx. Power (dBm)	
Inter-Band	CA_2A-4A	Band 2	20M	1880	18900	QPSK	1 0	Band 4	20M	2132.5	2175	23.08	22.93	
		Band 4	20M	1732.5	20175	QPSK	1 0	Band 2	20M	1960	900	22.82	22.74	
	CA_2A-7A	Band 2	20M	1880	18900	QPSK	1 0	Band 7	20M	2655	3100	23.09	22.93	
		Band 7	20M	2535	21100	QPSK	1 0	Band 2	20M	1960	900	22.03	22.44	
	CA_4A-5A	Band 4	20M	1732.5	20175	QPSK	1 0	Band 5	10M	881.5	2525	22.27	22.74	
		Band 5	10M	836.5	20525	QPSK	1 0	Band 4	20M	2132.5	2175	23.20	23.03	
	CA_4A-7A	Band 4	20M	1732.5	20175	QPSK	1 0	Band 7	20M	2655	3100	22.83	22.74	
		Band 7	20M	2535	21100	QPSK	1 0	Band 4	20M	2132.5	2175	22.07	22.44	
	CA_4A-12A	Band 4	20M	1732.5	20175	QPSK	1 0	Band 12	10M	737.5	5095	22.16	22.74	
		Band 12	10M	707.5	23095	QPSK	1 0	Band 4	20M	2132.5	2175	22.71	22.88	
	CA_5A-7A	Band 5	10M	836.5	20525	QPSK	1 0	Band 7	20M	2655	3100	22.81	23.03	
		Band 7	20M	2535	21100	QPSK	1 0	Band 5	10M	881.5	2525	22.12	22.44	
	CA_12A-66A	Band 12	10M	707.5	23095	QPSK	1 0	Band 66	20M	2155	66886	22.80	22.88	
		Band 66	20M	1745	132322	QPSK	1 0	Band 12	10M	737.5	5095	22.68	23.06	
Intra-Band	Contiguous	CA_7B	Band 7	15M	2535	21100	QPSK	1 0	Band 7	5M	2664.3	3193	22.20	22.41
		CA_7C	Band 7	20M	2535	21100	QPSK	1 0	Band 7	20M	2674.8	3296	22.13	22.44
		CA_41C	Band 41	20M	2595	40640	QPSK	1 0	Band 41	20M	2614.8	40838	22.51	22.67
	Non-Contiguous	CA_66B	Band 66	15M	1745	132322	QPSK	1 0	Band 66	5M	2164.3	66979	22.61	22.99
		CA_66C	Band 66	20M	1745	132322	QPSK	1 0	Band 66	20M	2174.8	67084	22.69	23.06
		CA_4A-4A	Band 4	20M	1732.5	20175	QPSK	1 0	Band 4	5M	2152.5	2375	22.32	22.74
CA_7A-7A	Band 7	20M	2535	21100	QPSK	1 0	Band 7	5M	2687.5	3425	22.10	22.44		
	CA_41A-41A	Band 41	20M	2595	40640	QPSK	1 0	Band 41	5M	2687.5	41565	22.45	22.67	
CA_66A-66A	Band 66	20M	1745	132322	QPSK	1 0	Band 66	5M	2197.5	67311	22.64	23.06		



Reduced Power Mode for Hotspot On

Configure	CA List	PCC								SCC				Power	
		LTE	BW	UL	UL	Mod.	UL#	UL	LTE	BW	DL	DL	With CA Tx Power (dBm)	Without CA Tx Power (dBm)	
		Band	(MHz)	Freq. (MHz)	Channel		RB	RB Offset	Band	(MHz)	Freq. (MHz)	Channel			
Inter-Band	CA_2A-4A	Band 2	20M	1880	1890	QPSK	1	0	Band 4	20M	2132.5	2175	14.79	14.63	
		Band 4	20M	1732.5	20175	QPSK	1	0	Band 2	20M	1960	900	16.84	16.68	
	CA_2A-7A	Band 2	20M	1880	1890	QPSK	1	0	Band 7	20M	2655	3100	14.87	14.63	
		Band 7	20M	2535	21100	QPSK	1	0	Band 2	20M	1960	900	19.69	19.91	
	CA_4A-5A	Band 4	20M	1732.5	20175	QPSK	1	0	Band 5	10M	881.5	2525	16.19	16.68	
		Band 5	10M	836.5	20525	QPSK	1	0	Band 4	20M	2132.5	2175	23.01	23.03	
	CA_4A-7A	Band 4	20M	1732.5	20175	QPSK	1	0	Band 7	20M	2655	3100	16.86	16.68	
		Band 7	20M	2535	21100	QPSK	1	0	Band 4	20M	2132.5	2175	19.75	19.91	
	CA_4A-12A	Band 4	20M	1732.5	20175	QPSK	1	0	Band 12	10M	737.5	5095	16.14	16.68	
		Band 12	10M	707.5	23095	QPSK	1	0	Band 4	20M	2132.5	2175	22.77	22.88	
	CA_5A-7A	Band 5	10M	836.5	20525	QPSK	1	0	Band 7	20M	2655	3100	23.12	23.03	
		Band 7	20M	2535	21100	QPSK	1	0	Band 5	10M	881.5	2525	19.77	19.91	
	CA_12A-66A	Band 12	10M	707.5	23095	QPSK	1	0	Band 66	20M	2155	68866	22.78	22.88	
		Band 66	20M	1745	132322	QPSK	1	0	Band 12	10M	737.5	5095	16.65	16.82	
Intra-Band	Contiguous	CA_7B	Band 7	15M	2535	21100	QPSK	1	0	Band 7	5M	2664.3	3193	19.86	19.88
		CA_7C	Band 7	20M	2535	21100	QPSK	1	0	Band 7	20M	2674.8	3296	19.79	19.91
		CA_41C	Band 41	20M	2595	40640	QPSK	1	0	Band 41	20M	2614.8	40838	21.31	21.41
		CA_66B	Band 66	15M	1745	132322	QPSK	1	0	Band 66	5M	2164.3	66979	16.57	16.77
		CA_66C	Band 66	20M	1745	132322	QPSK	1	0	Band 66	20M	2174.8	67084	16.66	16.82
Intra-Band	Non-Contiguous	CA_4A-4A	Band 4	20M	1732.5	20175	QPSK	1	0	Band 4	5M	2152.5	2375	16.11	16.68
		CA_7A-7A	Band 7	20M	2535	21100	QPSK	1	0	Band 7	5M	2687.5	3425	19.75	19.91
		CA_41A-41A	Band 41	20M	2595	40640	QPSK	1	0	Band 41	5M	2687.5	41565	21.38	21.41
		CA_66A-66A	Band 66	20M	1745	132322	QPSK	1	0	Band 66	5M	2197.5	67311	16.63	16.82



Reduced Power Mode for P-Sensor On

Configure	CA List	PCC						SCC				Power		
		LTE	BW	UL	UL	UL#	UL	LTE	BW	DL	DL	With CA	Without CA	
		Band	(MHz)	Freq. (MHz)	Channel	Mod.	RB Offset	Band	(MHz)	Freq. (MHz)	Channel	Tx. Power (dBm)	Tx. Power (dBm)	
Inter-Band	CA_2A-4A	Band 2	20M	1880	18900	QPSK	1 0	Band 4	20M	2132.5	2175	16.77	16.63	
		Band 4	20M	1732.5	20175	QPSK	1 0	Band 2	20M	1960	900	18.50	18.34	
	CA_2A-7A	Band 2	20M	1880	18900	QPSK	1 0	Band 7	20M	2655	3100	16.87	16.63	
		Band 7	20M	2535	21100	QPSK	1 0	Band 2	20M	1960	900	19.72	19.91	
	CA_4A-5A	Band 4	20M	1732.5	20175	QPSK	1 0	Band 5	10M	881.5	2525	17.70	18.34	
		Band 5	10M	836.5	20525	QPSK	1 0	Band 4	20M	2132.5	2175	23.18	23.03	
	CA_4A-7A	Band 4	20M	1732.5	20175	QPSK	1 0	Band 7	20M	2655	3100	18.51	18.34	
		Band 7	20M	2535	21100	QPSK	1 0	Band 4	20M	2132.5	2175	19.71	19.91	
	CA_4A-12A	Band 4	20M	1732.5	20175	QPSK	1 0	Band 12	10M	737.5	5095	17.68	18.34	
		Band 12	10M	707.5	23095	QPSK	1 0	Band 4	20M	2132.5	2175	22.87	22.88	
	CA_5A-7A	Band 5	10M	836.5	20525	QPSK	1 0	Band 7	20M	2655	3100	23.01	23.03	
		Band 7	20M	2535	21100	QPSK	1 0	Band 5	10M	881.5	2525	19.78	19.91	
	CA_12A-66A	Band 12	10M	707.5	23095	QPSK	1 0	Band 66	20M	2155	66886	22.78	22.88	
		Band 66	20M	1745	132322	QPSK	1 0	Band 12	10M	737.5	5095	18.60	18.79	
Intra-Band	Contiguous	CA_7B	Band 7	15M	2535	21100	QPSK	1 0	Band 7	5M	2664.3	3193	19.85	19.88
		CA_7C	Band 7	20M	2535	21100	QPSK	1 0	Band 7	20M	2674.8	3296	19.79	19.91
		CA_41C	Band 41	20M	2595	40640	QPSK	1 0	Band 41	20M	2614.8	40838	21.32	21.41
		CA_66B	Band 66	15M	1745	132322	QPSK	1 0	Band 66	5M	2164.3	66979	18.50	18.69
		CA_66C	Band 66	20M	1745	132322	QPSK	1 0	Band 66	20M	2174.8	67084	18.61	18.79
		Non-Contiguous	CA_4A-4A	Band 4	20M	1732.5	20175	QPSK	1 0	Band 4	5M	2152.5	2375	17.61
CA_7A-7A	Band 7		20M	2535	21100	QPSK	1 0	Band 7	5M	2687.5	3425	19.76	19.91	
CA_41A-41A	Band 41		20M	2595	40640	QPSK	1 0	Band 41	5M	2687.5	41565	21.38	21.41	
CA_66A-66A	Band 66		20M	1745	132322	QPSK	1 0	Band 66	5M	2197.5	67311	18.55	18.79	



Reduced Power Mode for Handheld On

Configure	CA List	PCC								SCC				Power	
		LTE	BW	UL	UL	Mod.	UL#	UL	LTE	BW	DL	DL	With CA Tx Power (dBm)	Without CA Tx Power (dBm)	
		Band	(MHz)	Freq (MHz)	Channel		RB	RB Offset	Band	(MHz)	Freq (MHz)	Channel			
Inter-Band	CA_2A-4A	Band 2	20M	1880	18900	QPSK	1	0	Band 4	20M	2132.5	2175	18.51	18.47	
		Band 4	20M	1732.5	20175	QPSK	1	0	Band 2	20M	1960	900	20.29	20.20	
	CA_2A-7A	Band 2	20M	1880	18900	QPSK	1	0	Band 7	20M	2655	3100	18.64	18.47	
		Band 7	20M	2535	21100	QPSK	1	0	Band 2	20M	1960	900	22.01	22.44	
	CA_4A-5A	Band 4	20M	1732.5	20175	QPSK	1	0	Band 5	10M	881.5	2525	19.48	20.20	
		Band 5	10M	836.5	20525	QPSK	1	0	Band 4	20M	2132.5	2175	22.81	23.03	
	CA_4A-7A	Band 4	20M	1732.5	20175	QPSK	1	0	Band 7	20M	2655	3100	19.92	20.20	
		Band 7	20M	2535	21100	QPSK	1	0	Band 4	20M	2132.5	2175	22.04	22.44	
	CA_4A-12A	Band 4	20M	1732.5	20175	QPSK	1	0	Band 12	10M	737.5	5095	19.54	20.20	
		Band 12	10M	707.5	23095	QPSK	1	0	Band 4	20M	2132.5	2175	23.11	22.88	
	CA_5A-7A	Band 5	10M	836.5	20525	QPSK	1	0	Band 7	20M	2655	3100	22.81	23.03	
		Band 7	20M	2535	21100	QPSK	1	0	Band 5	10M	881.5	2525	22.13	22.44	
	CA_12A-66A	Band 12	10M	707.5	23095	QPSK	1	0	Band 66	20M	2155	66886	22.66	22.88	
		Band 66	20M	1745	132322	QPSK	1	0	Band 12	10M	737.5	5095	20.02	20.42	
Intra-Band	Contiguous	CA_7B	Band 7	15M	2535	21100	QPSK	1	0	Band 7	5M	2664.3	3193	22.19	22.41
		CA_7C	Band 7	20M	2535	21100	QPSK	1	0	Band 7	20M	2674.8	3298	22.11	22.44
		CA_41C	Band 41	20M	2595	40640	QPSK	1	0	Band 41	20M	2614.8	40838	22.41	22.67
		CA_66B	Band 66	15M	1745	132322	QPSK	1	0	Band 66	5M	2164.3	66979	20.12	20.42
	CA_66C	Band 66	20M	1745	132322	QPSK	1	0	Band 66	20M	2174.8	67084	20.06	20.42	
	Non-Contiguous	CA_4A-4A	Band 4	20M	1732.5	20175	QPSK	1	0	Band 4	5M	2152.5	2375	19.52	20.20
		CA_7A-7A	Band 7	20M	2535	21100	QPSK	1	0	Band 7	5M	2687.5	3425	22.08	22.44
		CA_41A-41A	Band 41	20M	2595	40640	QPSK	1	0	Band 41	5M	2687.5	41565	22.45	22.67
CA_66A-66A		Band 66	20M	1745	132322	QPSK	1	0	Band 66	5M	2197.5	67311	20.04	20.42	



2.4GHz WLAN		Full Power				
Mode	Channel	Frequency (MHz)	Average power (dBm)	Tune-Up Limit	Duty Cycle %	
802.11b 1Mbps	1	2412	20.78	22.50	100	
	6	2437	20.84	22.50		
	11	2462	20.92	22.50		
802.11g 6Mbps	1	2412	20.07	21.50	98.26	
	6	2437	20.20	21.50		
	11	2462	20.17	21.50		
802.11n-HT20 MCS0	1	2412	19.32	20.50	98.14	
	6	2437	19.42	20.50		
	11	2462	19.52	20.50		

2.4GHz WLAN		Receiver On				
Mode	Channel	Frequency (MHz)	Average power (dBm)	Tune-Up Limit	Duty Cycle %	
802.11b 1Mbps	1	2412	17.29	18.00	100	
	6	2437	16.85	18.00		
	11	2462	17.08	18.00		
802.11g 6Mbps	1	2412	Not Required	18.00	98.26	
	6	2437		18.00		
	11	2462		18.00		
802.11n-HT20 MCS0	1	2412	Not Required	18.00	98.14	
	6	2437		18.00		
	11	2462		18.00		

5GHz WLAN		Full Power				
Mode	Channel	Frequency (MHz)	Average power (dBm)	Tune-Up Limit	Duty Cycle %	
802.11a 6Mbps	36	5180	17.54	19.00	98.26	
	40	5200	17.40	19.00		
	44	5220	17.20	19.00		
	48	5240	17.03	19.00		
802.11n-HT20 MCS0	36	5180	17.77	19.00	98.14	
	40	5200	17.68	19.00		
	44	5220	17.47	19.00		
	48	5240	17.27	19.00		
802.11n-HT40 MCS0	38	5190	17.31	19.00	96.3	
	46	5230	17.29	19.00		
802.11ac-VHT20 MCS0	36	5180	17.73	19.00	98.15	
	40	5200	17.74	19.00		
	44	5220	17.57	19.00		
	48	5240	17.43	19.00		
802.11ac-VHT40 MCS0	38	5190	17.59	19.00	96.3	
	46	5230	17.48	19.00		
802.11ac-VHT80 MCS0	42	5210	14.28	16.00	92.71	

5GHz WLAN		Receiver On				
Mode	Channel	Frequency (MHz)	Average power (dBm)	Tune-Up Limit	Duty Cycle %	
802.11a 6Mbps	36	5180	Not Required	16.00	98.26	
	40	5200		16.00		
	44	5220		16.00		
	48	5240		16.00		
802.11n-HT20 MCS0	36	5180	Not Required	16.00	98.14	
	40	5200		16.00		
	44	5220		16.00		
	48	5240		16.00		
802.11n-HT40 MCS0	38	5190	Not Required	16.00	96.3	
	46	5230		16.00		
802.11ac-VHT20 MCS0	36	5180	Not Required	16.00	98.15	
	40	5200		16.00		
	44	5220		16.00		
	48	5240		16.00		
802.11ac-VHT40 MCS0	38	5190	Not Required	16.00	96.3	
	46	5230		16.00		
802.11ac-VHT80 MCS0	42	5210	Not Required	16.00	92.71	

5GHz WLAN		Full Power				
Mode	Channel	Frequency (MHz)	Average power (dBm)	Tune-Up Limit	Duty Cycle %	
802.11a 6Mbps	52	5260	17.27	19.00	98.26	
	56	5280	17.34	19.00		
	60	5300	17.59	19.00		
	64	5320	17.71	19.00		
802.11n-HT20 MCS0	52	5260	17.16	19.00	98.14	
	56	5280	17.14	19.00		
	60	5300	17.44	19.00		
	64	5320	17.57	19.00		
802.11n-HT40 MCS0	54	5270	17.78	19.00	96.3	
	62	5310	17.98	19.00		
802.11ac-VHT20 MCS0	52	5260	17.17	19.00	98.15	
	56	5280	17.06	19.00		
	60	5300	17.49	19.00		
	64	5320	17.40	19.00		
802.11ac-VHT40 MCS0	54	5270	17.59	19.00	96.3	
	62	5310	17.61	19.00		
802.11ac-VHT80 MCS0	58	5290	14.85	16.00	92.71	

5GHz WLAN		Receiver On				
Mode	Channel	Frequency (MHz)	Average power (dBm)	Tune-Up Limit	Duty Cycle %	
802.11a 6Mbps	52	5260	Not Required	16.00	98.26	
	56	5280		16.00		
	60	5300		16.00		
	64	5320		16.00		
802.11n-HT20 MCS0	52	5260	Not Required	16.00	98.14	
	56	5280		16.00		
	60	5300		16.00		
	64	5320		16.00		
802.11n-HT40 MCS0	54	5270	Not Required	15.85	96.3	
	62	5310		15.89		
802.11ac-VHT20 MCS0	52	5260	Not Required	16.00	98.15	
	56	5280		16.00		
	60	5300		16.00		
	64	5320		16.00		
802.11ac-VHT40 MCS0	54	5270	Not Required	16.00	96.3	
	62	5310		16.00		
802.11ac-VHT80 MCS0	58	5290	Not Required	15.50	92.71	

5GHz WLAN		Full Power				
Mode	Channel	Frequency (MHz)	Average power (dBm)	Tune-Up Limit	Duty Cycle %	
802.11a 6Mbps	100	5500	17.33	19.00	98.26	
	116	5580	16.71	18.00		
	132	5660	17.73	19.00		
	140	5700	18.00	19.00		
802.11n-HT20 MCS0	100	5500	17.58	19.00	98.14	
	116	5580	17.19	19.00		
	132	5660	18.10	19.00		
	140	5700	18.14	19.00		
802.11n-HT40 MCS0	102	5510	17.57	19.00	96.3	
	110	5550	17.56	19.00		
	134	5670	18.46	19.00		
802.11ac-VHT20 MCS0	100	5500	17.68	19.00	98.15	
	116	5580	17.23	19.00		
	132	5660	18.00	19.00		
	140	5700	18.07	19.00		
802.11ac-VHT40 MCS0	102	5510	18.10	19.00	96.3	
	110	5550	16.97	18.00		
	134	5670	18.71	19.00		
802.11ac-VHT80 MCS0	106	5530	14.65	16.00	92.71	

5GHz WLAN		Receiver On				
Mode	Channel	Frequency (MHz)	Average power (dBm)	Tune-Up Limit	Duty Cycle %	
802.11a 6Mbps	100	5500	17.33	19.00	98.26	
	116	5580	16.71	18.00		
	132	5660	17.73	19.00		
	140	5700	18.00	19.00		
802.11n-HT20 MCS0	100	5500	17.58	19.00	98.14	
	116	5580	17.19	19.00		
	132	5660	18.10	19.00		
	140	5700	18.14	19.00		
802.11n-HT40 MCS0	102	5510	17.57	19.00	96.3	
	110	5550	17.56	19.00		
	134	5670	18.46	19.00		
802.11ac-VHT20 MCS0	100	5500	17.68	19.00	98.15	
	116	5580	17.23	19.00		
	132	5660	18.00	19.00		
	140	5700	18.07	19.00		
802.11ac-VHT40 MCS0	102	5510	18.10	19.00	96.3	
	110	5550	16.97	18.00		
	134	5670	18.71	19.00		
802.11ac-VHT80 MCS0	106	5530	14.65	16.00	92.71	

5GHz WLAN		Full Power				
Mode	Channel	Frequency (MHz)	Average power (dBm)	Tune-Up Limit	Duty Cycle %	
802.11a 6Mbps	149	5745	18.17	19.00	98.26	
	157	5785	18.21	19.00		
	165	5825	18.25	19.00		
802.11n-HT20 MCS0	149	5745	17.16	19.00	98.14	
	157	5785	17.17	19.00		
	165	5825	17.07	19.00		
802.11n-HT40 MCS0	151	5755	17.72	18.50	96.3	
	159	5795	17.85	18.50		
	149	5745	17.06	19.00		
802.11ac-VHT20 MCS0	157	5785	17.26	19.00	98.15	
	165	5825	17.01	19.00		
	151	5755	17.22	18.50		
802.11ac-VHT40 MCS0	151	5755	17.18	18.50	96.3	
	159	5795	17.18	18.50		
802.11ac-VHT80 MCS0	155	5775	17.26	18.50	92.71	

5GHz WLAN		Receiver On				
Mode	Channel	Frequency (MHz)	Average power (dBm)	Tune-Up Limit	Duty Cycle %	
802.11a 6Mbps	149	5745	18.17	19.00	98.26	
	157	5785	18.21	19.00		
	165	5825	18.25	19.00		
802.11n-HT20 MCS0	149	5745	17.16	19.00	98.14	
	157	5785	17.17	19.00		
	165	5825	17.07	19.00		
802.11n-HT40 MCS0	151	5755	17.72	18.50	96.3	
	159	5795	17.85	18.50		
	149	5745	17.06	19.00		
802.11ac-VHT20 MCS0	157	5785	17.26	19.00	98.15	
	165	5825	17.01	19.00		
	151	5755	17.22	18.50		
802.11ac-VHT40 MCS0	151	5755	17.18	18.50	96.3	
	159	5795	17.18	18.50		
802.11ac-VHT80 MCS0	155	5775	17.26	18.50	92.71	



2.4GHz WLAN		Sensor On/Hotspot On				
Mode	Channel	Frequency (MHz)	Average power (dBm)	Tune-Up Limit	Duty Cycle %	
2.4GHz WLAN	802.11b 1Mbps	1	2412	19.98	21.00	100
		6	2437	19.84	21.00	
		11	2462	19.87	21.00	
	802.11g 6Mbps	1	2412	Not Required	21.00	98.26
		6	2437		21.00	
		11	2462		21.00	
802.11n-HT20 MCS0	1	2412	19.32	20.50	98.14	
	6	2437	19.42	20.50		
	11	2462	19.52	20.50		

2.4GHz WLAN		Simultaneous-Handheld				
Mode	Channel	Frequency (MHz)	Average power (dBm)	Tune-Up Limit	Duty Cycle %	
2.4GHz WLAN	802.11b 1Mbps	1	2412	20.78	21.50	100
		6	2437	20.84	21.50	
		11	2462	20.92	21.50	
	802.11g 6Mbps	1	2412	Not Required	20.07	98.26
		6	2437		20.20	
		11	2462		20.17	
802.11n-HT20 MCS0	1	2412	19.32	20.50	98.14	
	6	2437	19.42	20.50		
	11	2462	19.52	20.50		

5GHz WLAN		Sensor On/Hotspot On					
Mode	Channel	Frequency (MHz)	Average power (dBm)	Tune-Up Limit	Duty Cycle %		
5.2GHz WLAN	802.11a 6Mbps	36	5180	Not Required	15.00	98.26	
		40	5200		15.00		
		44	5220		15.00		
		48	5240		15.00		
	802.11n-HT20 MCS0	36	5180		15.00	98.14	
		40	5200		15.00		
		44	5220		15.00		
		48	5240		15.00		
	802.11n-HT40 MCS0	38	5190		14.71	15.00	96.3
		46	5230		14.67	15.00	
	802.11ac-VHT20 MCS0	36	5180		Not Required	15.00	98.15
		40	5200			15.00	
44		5220	15.00				
48		5240	15.00				
802.11ac-VHT40 MCS0	38	5190	15.00	15.00	96.3		
	46	5230	15.00	15.00			
802.11ac-VHT80 MCS0	42	5210	14.50	14.50	92.71		

5GHz WLAN		Simultaneous-Handheld				
Mode	Channel	Frequency (MHz)	Average power (dBm)	Tune-Up Limit	Duty Cycle %	
5.2GHz WLAN	802.11a 6Mbps	36	5180	17.54	18.00	98.26
		40	5200	17.40	18.00	
		44	5220	17.20	18.00	
		48	5240	17.03	18.00	
	802.11n-HT20 MCS0	36	5180	17.77	18.00	98.14
		40	5200	17.88	18.00	
		44	5220	17.47	18.00	
		48	5240	17.27	18.00	
	802.11n-HT40 MCS0	38	5190	17.31	18.00	96.3
		46	5230	17.29	18.00	
	802.11ac-VHT20 MCS0	36	5180	Not Required	17.73	98.15
		40	5200		17.74	
44		5220	17.57			
48		5240	17.43			
802.11ac-VHT40 MCS0	38	5190	17.59	18.00	96.3	
	46	5230	17.48	18.00		
802.11ac-VHT80 MCS0	42	5210	14.28	16.00	92.71	

5GHz WLAN		Sensor On					
Mode	Channel	Frequency (MHz)	Average power (dBm)	Tune-Up Limit	Duty Cycle %		
5.3GHz WLAN	802.11a 6Mbps	52	5260	Not Required	14.50	98.26	
		56	5280		14.50		
		60	5300		14.50		
		64	5320		14.50		
	802.11n-HT20 MCS0	52	5260		14.50	98.14	
		56	5280		14.50		
		60	5300		14.50		
		64	5320		14.50		
	802.11n-HT40 MCS0	54	5270		13.66	14.50	96.3
		62	5310		13.68	14.50	
	802.11ac-VHT20 MCS0	52	5260		Not Required	14.50	98.15
		56	5280			14.50	
60		5300	14.50				
64		5320	14.50				
802.11ac-VHT40 MCS0	54	5270	14.50	14.50	96.3		
	62	5310	14.50	14.50			
802.11ac-VHT80 MCS0	58	5290	14.00	14.00	92.71		

5GHz WLAN		Simultaneous-Handheld				
Mode	Channel	Frequency (MHz)	Average power (dBm)	Tune-Up Limit	Duty Cycle %	
5.3GHz WLAN	802.11a 6Mbps	52	5260	17.27	18.00	98.26
		56	5280	17.34	18.00	
		60	5300	17.59	18.00	
		64	5320	17.71	18.00	
	802.11n-HT20 MCS0	52	5260	17.16	18.00	98.14
		56	5280	17.14	18.00	
		60	5300	17.44	18.00	
		64	5320	17.57	18.00	
	802.11n-HT40 MCS0	54	5270	17.78	18.00	96.3
		62	5310	17.98	18.00	
	802.11ac-VHT20 MCS0	52	5260	Not Required	17.17	98.15
		56	5280		17.06	
60		5300	17.49			
64		5320	17.40			
802.11ac-VHT40 MCS0	54	5270	17.59	18.00	96.3	
	62	5310	17.61	18.00		
802.11ac-VHT80 MCS0	58	5290	14.85	16.00	92.71	

5GHz WLAN		Sensor On					
Mode	Channel	Frequency (MHz)	Average power (dBm)	Tune-Up Limit	Duty Cycle %		
5.5GHz WLAN	802.11a 6Mbps	100	5500	Not Required	15.00	98.26	
		116	5580		15.00		
		132	5660		15.00		
		140	5700		15.00		
	802.11n-HT20 MCS0	100	5500		15.00	98.14	
		116	5580		15.00		
		132	5660		15.00		
		140	5700		15.00		
	802.11n-HT40 MCS0	102	5510		14.25	15.00	96.3
		110	5550		14.27	15.00	
		134	5670		14.57	15.00	
	802.11ac-VHT20 MCS0	100	5500		Not Required	15.00	98.15
116		5580	15.00				
132		5660	15.00				
140		5700	15.00				
802.11ac-VHT40 MCS0	102	5510	15.00	15.00	96.3		
	110	5550	15.00	15.00			
	134	5670	15.00	15.00			
802.11ac-VHT80 MCS0	106	5530	14.50	14.50	92.71		

5GHz WLAN		Simultaneous-Handheld					
Mode	Channel	Frequency (MHz)	Average power (dBm)	Tune-Up Limit	Duty Cycle %		
5.5GHz WLAN	802.11a 6Mbps	100	5500	Not Required	18.50	98.26	
		116	5580		18.50		
		132	5660		18.50		
		140	5700		18.50		
	802.11n-HT20 MCS0	100	5500		18.50	98.14	
		116	5580		18.50		
		132	5660		18.50		
		140	5700		18.50		
	802.11n-HT40 MCS0	102	5510		17.57	18.50	96.3
		110	5550		17.56	18.50	
		134	5670		18.48	18.50	
	802.11ac-VHT20 MCS0	100	5500		Not Required	18.50	98.15
116		5580	18.50				
132		5660	18.50				
140		5700	18.50				
802.11ac-VHT40 MCS0	102	5510	18.50	18.50	96.3		
	110	5550	18.50	18.50			
	134	5670	18.50	18.50			
802.11ac-VHT80 MCS0	106	5530	16.00	16.00	92.71		

5GHz WLAN		Sensor On/Hotspot On				
Mode	Channel	Frequency (MHz)	Average power (dBm)	Tune-Up Limit	Duty Cycle %	
5.8GHz WLAN	802.11a 6Mbps	149	5745	14.39	14.50	98.26
		157	5785	14.38	14.50	
		165	5825	14.43	14.50	
	802.11n-HT20 MCS0	149	5745	Not Required	14.50	98.14
		157	5785		14.50	
		165	5825		14.50	
	802.11n-HT40 MCS0	151	5755	14.00	14.00	96.3
		159	5795	14.00	14.00	
		149	5745	14.50	14.50	
	802.11ac-VHT20 MCS0	157	5785	Not Required	14.50	98.15
		165	5825		14.50	
		151	5755		14.00	
802.11ac-VHT40 MCS0	159	5795	14.00	14.00	96.3	
	155	5775	14.00	14.00		
802.11ac-VHT80 MCS0	155	5775	14.00	14.00	92.71	

5GHz WLAN		Simultaneous-Handheld				
Mode	Channel	Frequency (MHz)	Average power (dBm)	Tune-Up Limit	Duty Cycle %	
5.8GHz WLAN	802.11a 6Mbps	149	5745	18.17	18.50	98.26
		157	5785	18.21	18.50	
		165	5825	18.25	18.50	
	802.11n-HT20 MCS0	149	5745	Not Required	17.16	98.14
		157	5785		17.17	
		165	5825		17.07	
	802.11n-HT40 MCS0	151	5755	17.72	18.00	96.3
		159	5795	17.85	18.00	
		149	5745	17.06	18.50	
	802.11ac-VHT20 MCS0	157	5785	Not Required	17.26	98.15
		165	5825		17.01	
		151	5755		17.22	
802.11ac-VHT40 MCS0	159	5795	17.18	18.00	96.3	
	155	5775	17.26	18.00		
802.11ac-VHT80 MCS0	155	5775	17.26	18.00	92.71	

**BT 2.0**

Mode	Channel	Frequency (MHz)	Average power (dBm)		
			1Mbps	2Mbps	3Mbps
BR / EDR	CH 00	2402	7.67	5.26	5.31
	CH 39	2441	7.20	4.39	4.26
	CH 78	2480	7.64	5.18	5.49
Tune-up Limit			9	6	6

BT 4.0

Mode	Channel	Frequency (MHz)	Average power (dBm)
			GFSK
LE	CH 00	2402	7.51
	CH 19	2440	7.13
	CH 39	2480	7.58
Tune-up Limit			9

BT 5.0

Mode	Channel	Frequency (MHz)	Average power (dBm)
			1Mbps
LE	CH 00	2402	7.59
	CH 19	2440	7.11
	CH 39	2480	7.66
Tune-up Limit			9



Appendix F. Supplemental Tuner Head & Body SAR Results

The results are shown as follows.



Head

Mode	Service/ Modulation	Channel	Frequency (MHz)	RB Size	RB Offset	Test Position	Spacing	Measured 1g SAR (W/kg)	Average Value of Time Sweep (W/kg)																
									Auto-Tune	0	9	18	27	36	45	54	63	72	81	90	99	108	117	126	135
GSM850	GPRS 3 Tx slots	128	824.2	-	-	Right Cheek	0mm	0.097	0.106	0.033	0.106	0.056	0.262	0.013	0.056	0.021	0.104	0.011	0.076	0.027	0.099	0.008	0.034	0.012	0.069
GSM1900	GPRS 3 Tx slots	810	1909.8	-	-	Right Cheek	0mm	0.042	0.048	0.026	0.028	0.030	0.041	0.036	0.029	0.037	0.021	0.038	0.034	0.035	0.032	0.041	0.032	0.028	0.012
WCDMA II	RMC 12.2Kbps	9538	1907.6	-	-	Right Cheek	0mm	0.112	0.131	0.046	0.100	0.052	0.067	0.084	0.040	0.085	0.027	0.066	0.066	0.071	0.043	0.049	0.020	0.043	0.016
WCDMA IV	RMC 12.2Kbps	1513	1752.6	-	-	Right Cheek	0mm	0.186	0.210	0.142	0.050	0.121	0.035	0.067	0.025	0.054	0.019	0.098	0.035	0.081	0.026	0.035	0.017	0.030	0.014
WCDMA V	RMC 12.2Kbps	4132	826.4	-	-	Right Cheek	0mm	0.331	0.362	0.151	0.261	0.197	0.274	0.131	0.159	0.145	0.164	0.152	0.196	0.174	0.202	0.076	0.099	0.085	0.112
LTE Band 2	-	18900	1880	1	0	Left Cheek	0mm	0.136	0.159	0.053	0.068	0.059	0.050	0.075	0.032	0.069	0.023	0.069	0.049	0.071	0.034	0.051	0.019	0.042	0.014
LTE Band 66	-	132322	1745	1	0	Right Cheek	0mm	0.168	0.153	0.082	0.025	0.066	0.018	0.034	0.013	0.027	0.009	0.052	0.018	0.041	0.012	0.018	0.008	0.015	0.006
LTE Band 12	-	23095	707.5	1	0	Right Cheek	0mm	0.208	0.226	0.109	0.047	0.075	0.035	0.059	0.037	0.048	0.031	0.073	0.041	0.056	0.033	0.041	0.032	0.037	0.029
LTE Band 26	-	26865	831.5	1	0	Right Cheek	0mm	0.288	0.315	0.213	0.250	0.256	0.203	0.265	0.150	0.232	0.110	0.262	0.184	0.255	0.139	0.209	0.099	0.159	0.075



Body

Mode	Service/Modulation	Channel	Frequency (MHz)	RB Size	RB Offset	Test Position	Spacing	Measured 1g SAR (W/kg)	Average Value of Time Sweep (W/kg)																
									Auto-Tune	0	9	18	27	36	45	54	63	72	81	90	99	108	117	126	135
GSM850	GPRS 3 Tx slots	251	848.8	-	-	Back+Headset	5mm	0.931	1.230	0.107	0.219	0.140	0.308	0.030	0.063	0.039	0.090	0.046	0.094	0.059	0.130	0.016	0.032	0.020	0.043
Mode	Service/Modulation	Channel	Frequency (MHz)	RB Size	RB Offset	Test Position	Spacing	Measured 1g SAR (W/kg)	Average Value of Time Sweep (W/kg)																
GSM1900	GPRS 3 Tx slots	810	1909.8	-	-	Bottom Side	5mm	1.19	1.610	0.837	1.306	0.932	0.969	1.204	0.671	1.137	0.511	1.147	0.994	1.161	0.715	0.744	0.410	0.679	0.339
Mode	Service/Modulation	Channel	Frequency (MHz)	RB Size	RB Offset	Test Position	Spacing	Measured 1g SAR (W/kg)	Average Value of Time Sweep (W/kg)																
WCDMA II	RMC 12.2Kbps	9538	1907.6	-	-	Back	5mm	1.25	1.610	0.622	1.125	0.704	0.871	1.008	0.595	0.977	0.437	0.865	0.871	0.919	0.642	0.704	0.363	0.644	0.287
Mode	Service/Modulation	Channel	Frequency (MHz)	RB Size	RB Offset	Test Position	Spacing	Measured 1g SAR (W/kg)	Average Value of Time Sweep (W/kg)																
WCDMA IV	RMC 12.2Kbps	1513	1752.6	-	-	Back	5mm	1.17	1.470	1.405	0.495	1.169	0.347	0.635	0.259	0.521	0.202	0.942	0.354	0.768	0.267	0.358	0.186	0.310	0.154
Mode	Service/Modulation	Channel	Frequency (MHz)	RB Size	RB Offset	Test Position	Spacing	Measured 1g SAR (W/kg)	Average Value of Time Sweep (W/kg)																
WCDMA V	RMC 12.2Kbps	4233	846.6	-	-	Back	5mm	1.19	1.550	0.513	0.961	0.625	1.183	0.750	0.952	0.837	1.038	0.719	1.059	0.844	1.168	0.485	0.613	0.535	0.669
Mode	Service/Modulation	Channel	Frequency (MHz)	RB Size	RB Offset	Test Position	Spacing	Measured 1g SAR (W/kg)	Average Value of Time Sweep (W/kg)																
LTE Band 2	-	19100	1900	50	0	Bottom Side	5mm	1.12	1.510	0.941	1.149	1.015	0.833	1.259	0.570	1.156	0.415	1.172	0.840	1.187	0.599	0.859	0.345	0.743	0.268
Mode	Service/Modulation	Channel	Frequency (MHz)	RB Size	RB Offset	Test Position	Spacing	Measured 1g SAR (W/kg)	Average Value of Time Sweep (W/kg)																
LTE Band 66	-	132322	1745	100	0	Back	5mm	1.18	1.510	1.039	0.339	0.832	0.241	0.439	0.167	0.348	0.130	0.659	0.237	0.524	0.179	0.245	0.116	0.206	0.095
Mode	Service/Modulation	Channel	Frequency (MHz)	RB Size	RB Offset	Test Position	Spacing	Measured 1g SAR (W/kg)	Average Value of Time Sweep (W/kg)																
LTE Band 12	-	23095	707.5	1	0	Back	5mm	0.769	0.998	0.647	0.279	0.452	0.207	0.342	0.209	0.278	0.209	0.416	0.236	0.328	0.190	0.231	0.177	0.209	0.160
Mode	Service/Modulation	Channel	Frequency (MHz)	RB Size	RB Offset	Test Position	Spacing	Measured 1g SAR (W/kg)	Average Value of Time Sweep (W/kg)																
LTE Band 26	-	26865	831.5	1	0	Back	5mm	0.895	1.220	1.182	1.604	1.471	1.466	1.615	1.192	1.584	0.915	1.482	1.378	1.630	1.107	1.506	0.832	1.219	0.639



verified for SAR higher than 1.2W/kg

Mode	Service/Modulation	Channel	Frequency (MHz)	RB Size	RB Offset	Test Position	Spacing	Measured 1g SAR (W/kg)	Average Value of Time Sweep (W/kg)																																																														
									Auto-Tune																																																														
									0	1	2	3	4	5	6	7	8	9	10	11	12	13	14	15	16	17	18	19	20																																										
GSM850	GPRS 3 Tx slots	848.8	Back+Headset	5mm	0.931	1.23	0.107	0.161	0.456	0.461	0.578	0.608	0.628	0.627	0.526	0.219	0.397	0.621	0.715	0.864	0.894	0.941	0.954	0.910	0.140	0.205	0.275																																												
							GSM1900	GPRS 3 Tx slots	810	1909.8	Bottom Side	1.19	1.61	0.796	0.837	0.866	0.915	0.949	0.954	0.960	0.970	0.976	1.376	1.306	1.273	1.281	1.232	1.237	1.220	1.226	1.216	0.887	0.932	0.948																																					
														WCDMA II	RMC 12.2Kbps	9538	1907.6	Back	1.25	1.61	0.572	0.601	0.622	0.671	0.698	0.692	0.705	0.710	0.720	1.189	1.153	1.125	1.116	1.099	1.102	1.093	1.089	1.082	0.659	0.682	0.704																														
																					WCDMA IV	RMC 12.2Kbps	1513	1752.6	Back	1.17	1.47	1.432	1.440	1.461	1.405	1.379	1.371	1.362	1.351	1.339	0.588	0.540	0.506	0.495	0.477	0.474	0.463	0.459	0.449	1.325	1.276	1.239																							
																												WCDMA V	RMC 12.2Kbps	4233	846.6	Back	1.19	1.55	0.131	0.179	0.227	0.407	0.513	0.550	0.608	0.632	0.704	0.320	0.506	0.717	0.803	0.961	1.018	1.102	1.138	1.263	0.180	0.242	0.303																
																																			LTE Band 2		19100	1900	50	0	1.12	1.51	0.796	0.826	0.861	0.925	0.939	0.941	0.961	0.969	0.982	1.284	1.242	1.199	1.186	1.158	1.149	1.140	1.129	1.120	0.879	0.915	0.944								
																																											LTE Band 66		132322	1745	100	0	1.18	1.51	1.205	1.168	1.137	1.077	1.062	1.058	1.039	1.034	1.022	1.034	0.401	0.371	0.362	0.348	0.346	0.339	0.335	0.328	1.011	0.954	0.935