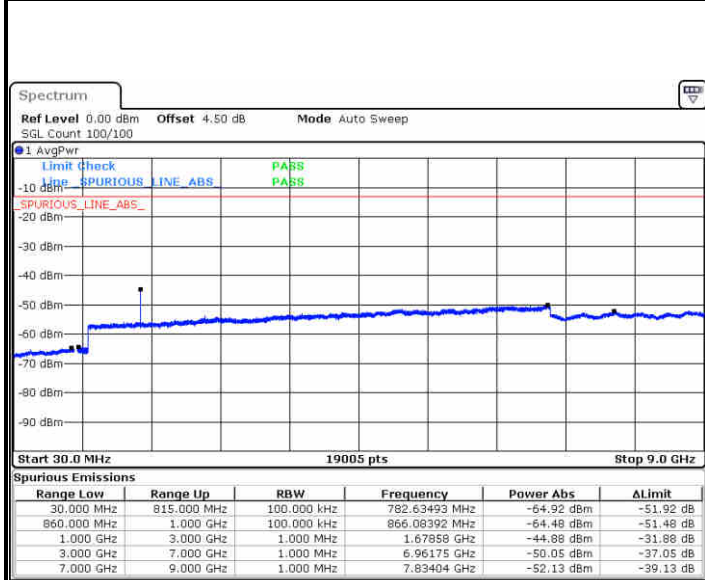




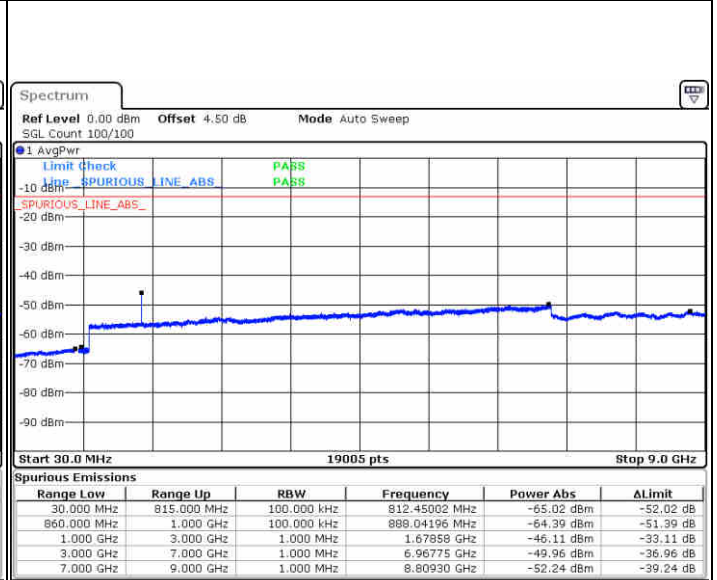
**LTE Band 5 / 5MHz+10MHz**

**Highest Channel / QPSK**



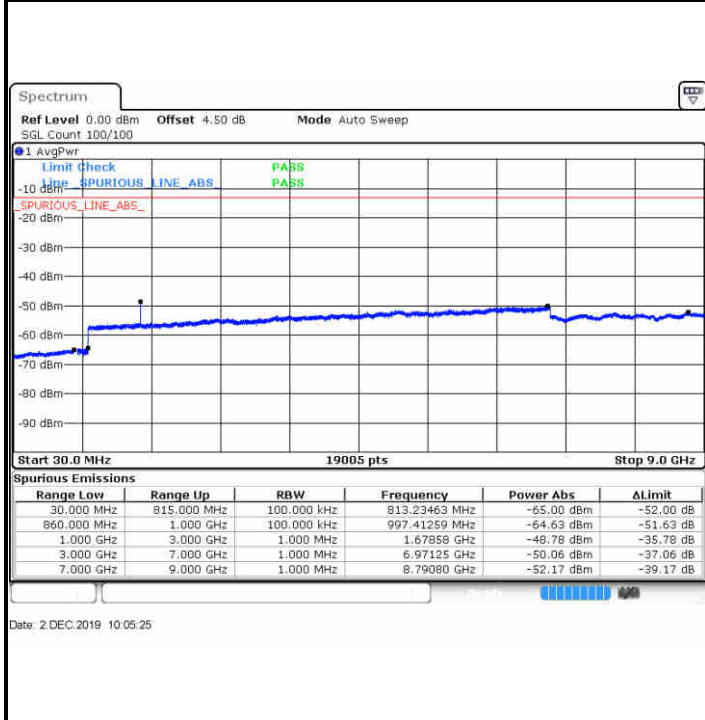
Date: 2 DEC.2019 10:03:25

**Highest Channel / 16QAM**



Date: 2 DEC.2019 10:04:02

**Highest Channel / 64QAM**



Date: 2 DEC.2019 10:05:25

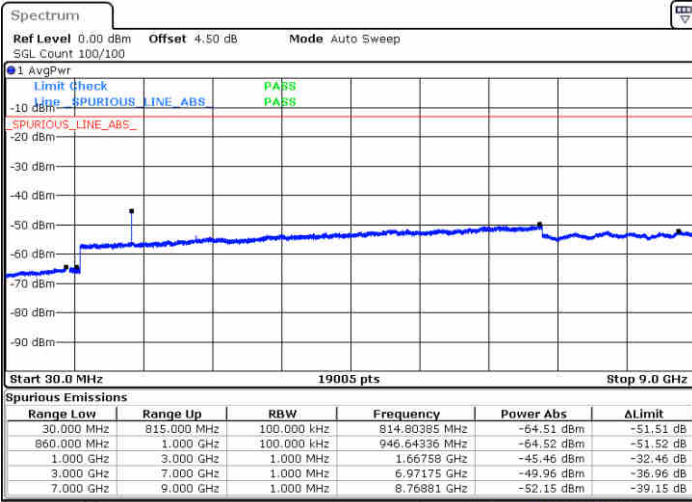
**N/A**



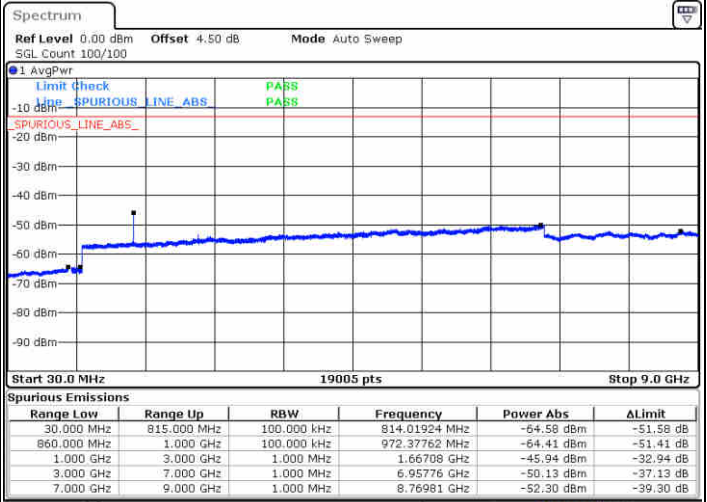
LTE Band 5 / 10MHz+5MHz

Lowest Channel / QPSK

Lowest Channel / 16QAM



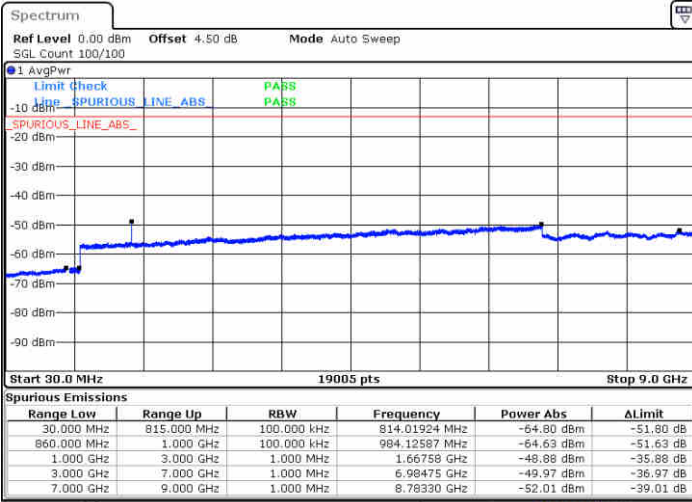
Date: 2 DEC.2019 10:45:45



Date: 2 DEC.2019 10:44:01

Lowest Channel / 64QAM

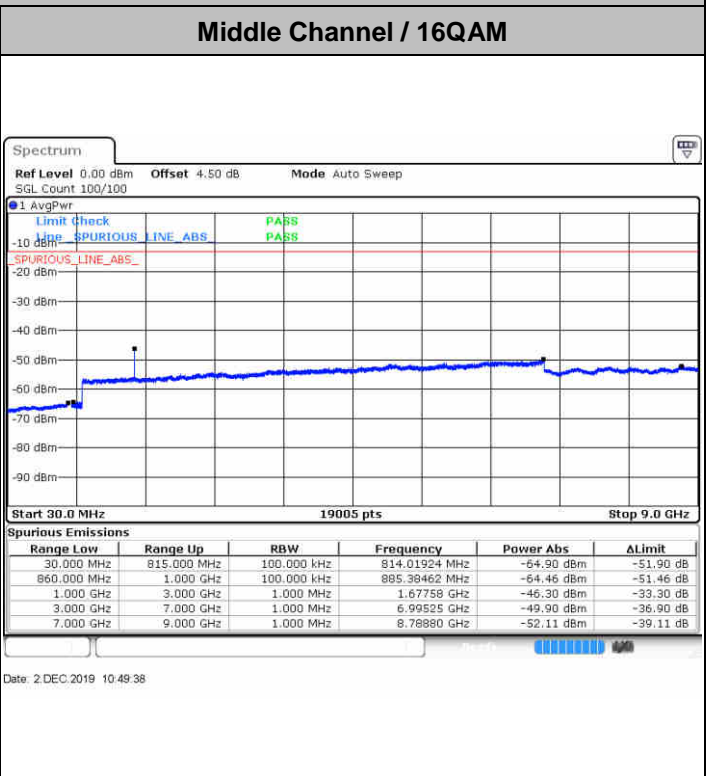
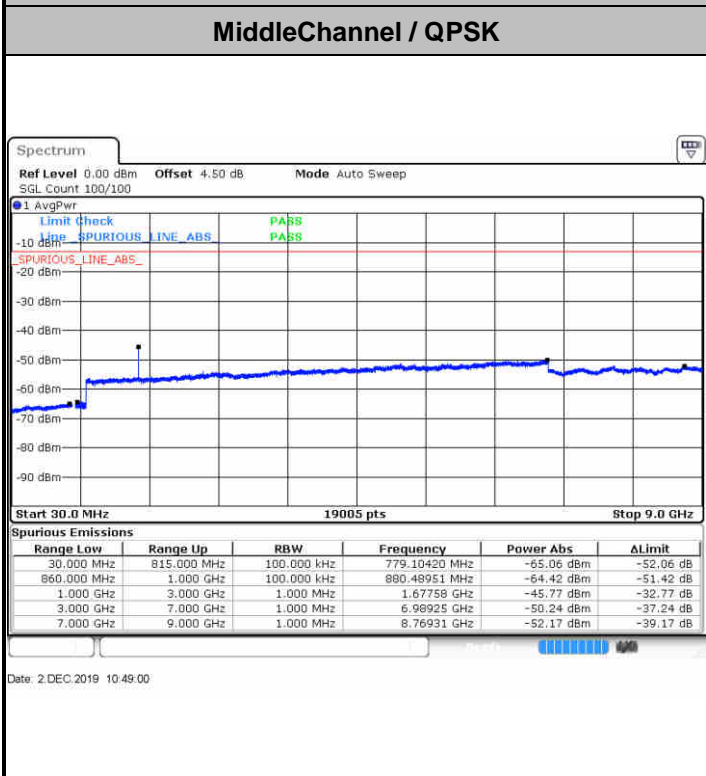
N/A



Date: 2 DEC.2019 10:43:00

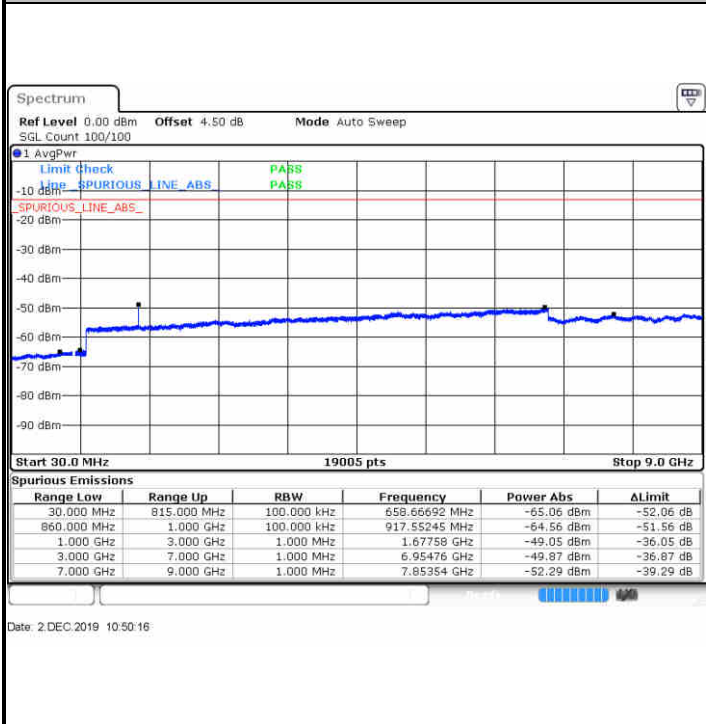


**LTE Band 5 / 10MHz+5MHz**



**Middle Channel / 64QAM**

**N/A**

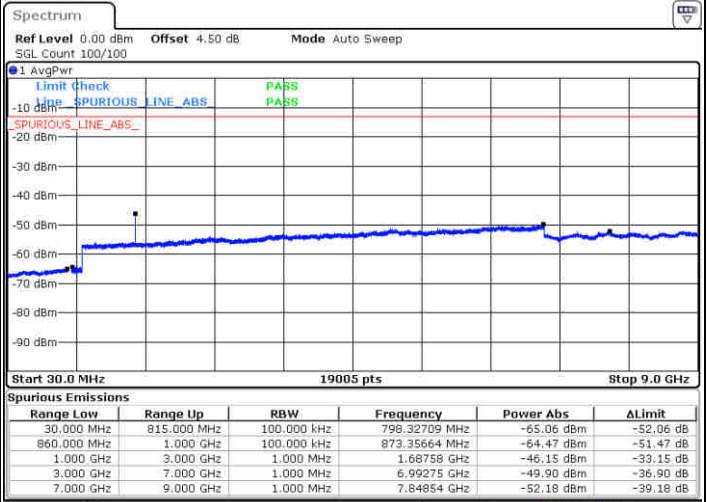
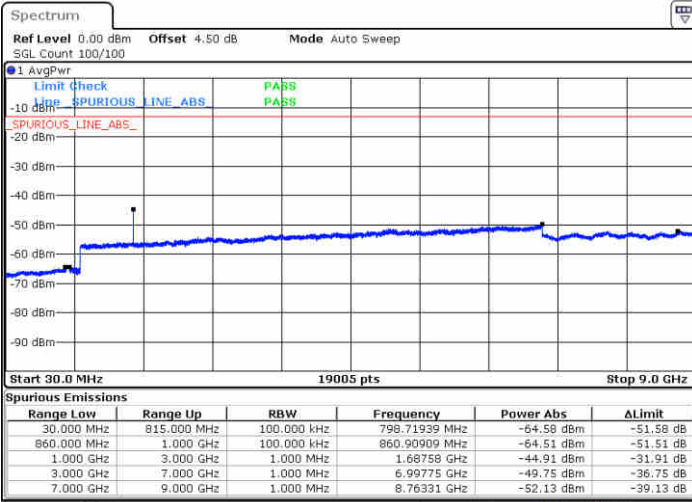




LTE Band 5 / 10MHz+5MHz

Highest Channel / QPSK

Highest Channel / 16QAM

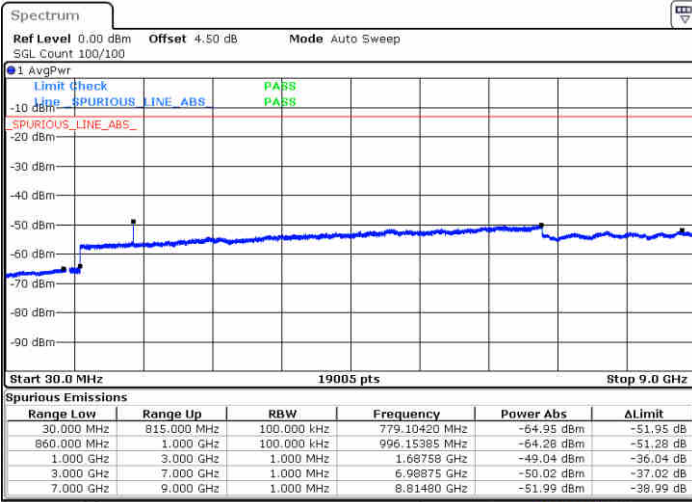


Date: 2 DEC.2019 11:07:03

Date: 2 DEC.2019 11:09:10

Highest Channel / 64QAM

N/A



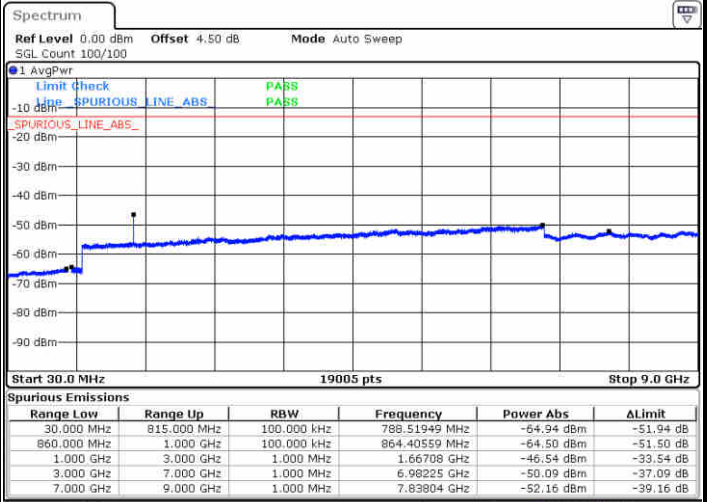
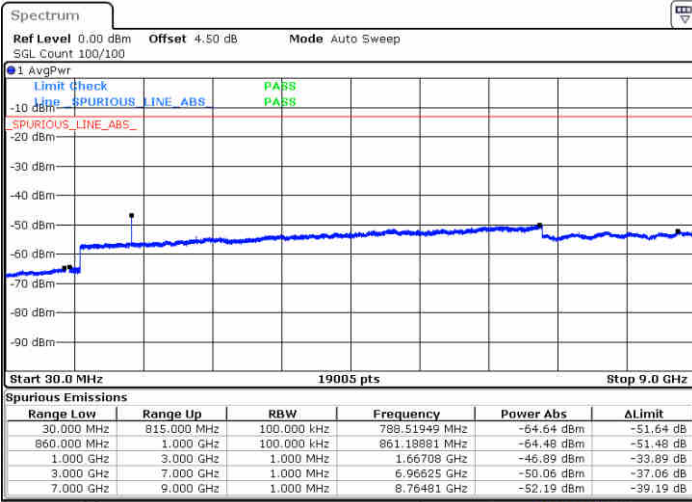
Date: 2 DEC.2019 11:10:33



LTE Band 5 / 10MHz+10MHz

Lowest Channel / QPSK

Lowest Channel / 16QAM

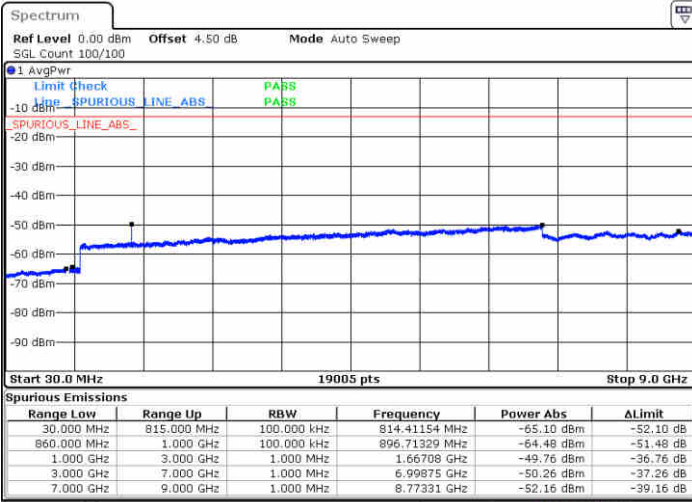


Date: 2 DEC.2019 11:16:43

Date: 2 DEC.2019 11:15:24

Lowest Channel / 64QAM

N/A



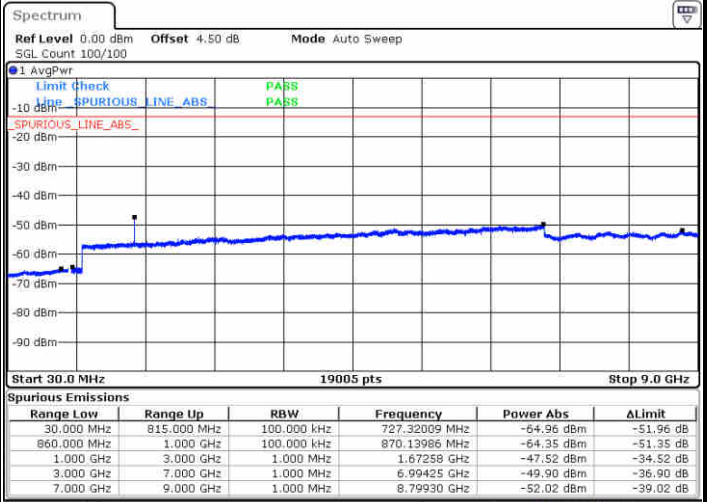
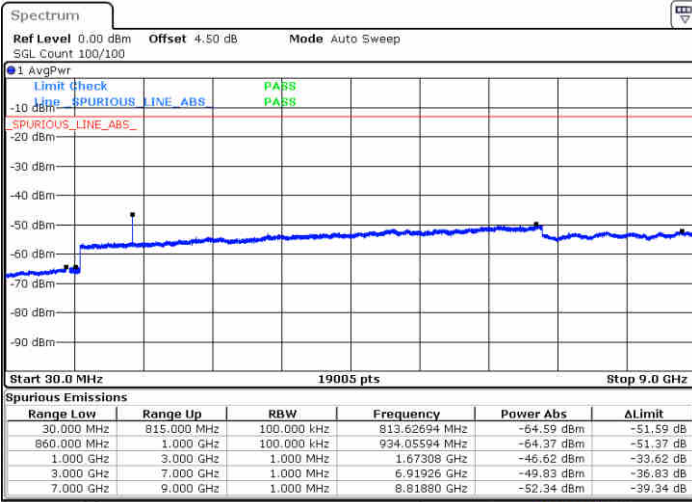
Date: 2 DEC.2019 11:13:17



LTE Band 5 / 10MHz+10MHz

Middle Channel / QPSK

Middle Channel / 16QAM

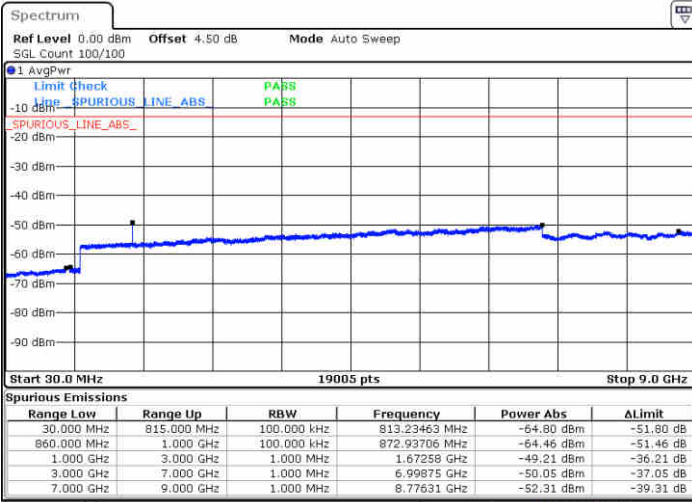


Date: 2 DEC.2019 11:34:53

Date: 2 DEC.2019 11:34:18

Middle Channel / 64QAM

N/A



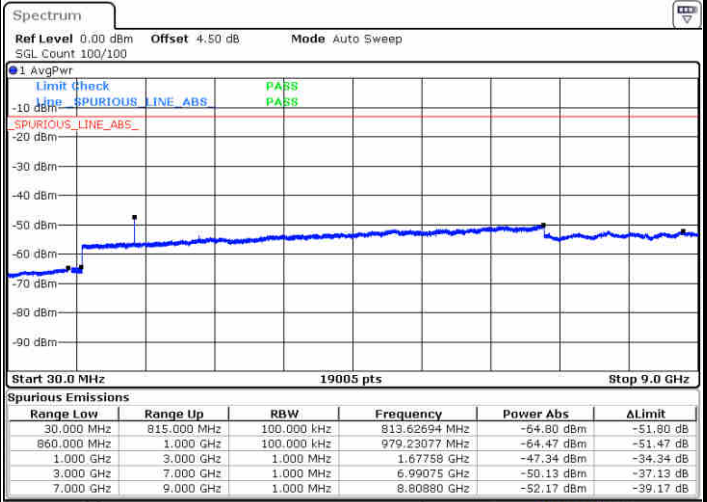
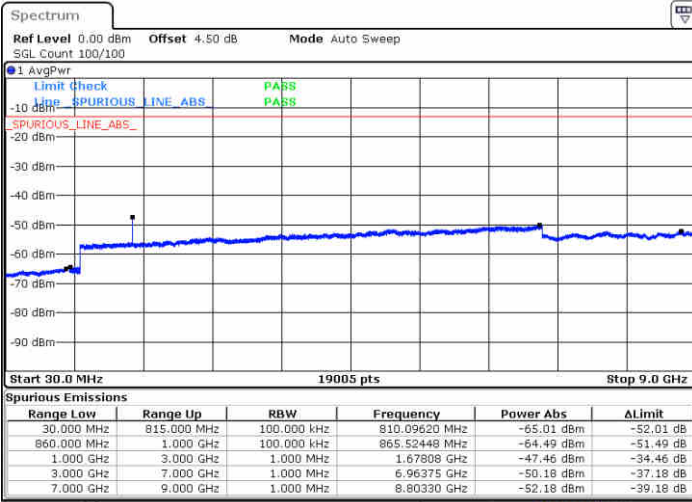
Date: 2 DEC.2019 11:33:29



LTE Band 5 / 10MHz+10MHz

Highest Channel / QPSK

Highest Channel / 16QAM

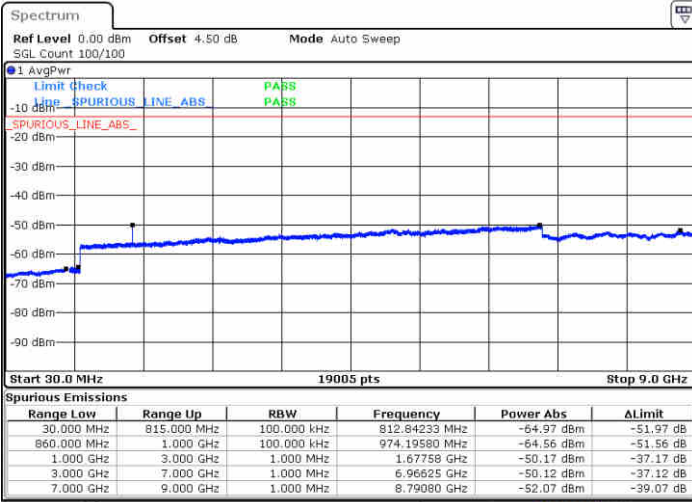


Date: 2 DEC.2019 11:53:43

Date: 2 DEC.2019 11:52:40

Highest Channel / 64QAM

N/A



Date: 2 DEC.2019 11:51:34



# Appendix B. Test Results of Radiated Test

## Radiated Spurious Emission

LTE Band 12 / 10MHz / QPSK								
Channel	Frequency ( MHz )	ERP ( dBm )	Limit ( dBm )	Over Limit ( dB )	S.G. Power ( dBm )	TX Cable loss ( dB )	TX Antenna Gain (dBi)	Polarization (H/V)
Lowest	1400	-63.42	-13	-50.42	-70.39	1.58	10.70	H
	2098	-57.82	-13	-44.82	-66.07	2.102	12.50	H
	2798	-62.63	-13	-49.63	-71.52	2.856	13.90	H
	3498	-61.92	-13	-48.92	-70.38	2.689	13.30	H
	1400	-66.60	-13	-53.60	-73.57	1.58	10.70	V
	2098	-57.29	-13	-44.29	-65.54	2.10	12.50	V
	2798	-62.10	-13	-49.10	-70.99	2.86	13.90	V
	3498	-62.12	-13	-49.12	-70.58	2.69	13.30	V
Middle	1406	-65.33	-13	-52.33	-72.30	1.58	10.70	H
	2110	-47.12	-13	-34.12	-55.37	2.102	12.50	H
	2812	-63.13	-13	-50.13	-72.02	2.856	13.90	H
	3516	-63.11	-13	-50.11	-71.57	2.689	13.30	H
	1406	-66.89	-13	-53.89	-73.86	1.58	10.70	V
	2110	-55.15	-13	-42.15	-63.40	2.10	12.50	V
	2812	-62.54	-13	-49.54	-71.43	2.86	13.90	V
	3516	-63.30	-13	-50.30	-71.76	2.69	13.30	V
Highest	1414	-64.04	-13	-51.04	-71.01	1.58	10.70	H
	2120	-54.30	-13	-41.30	-62.55	2.102	12.50	H
	2826	-62.79	-13	-49.79	-71.68	2.856	13.90	H
	3534	-61.53	-13	-48.53	-69.99	2.689	13.30	H
	1414	-65.96	-13	-52.96	-72.93	1.58	10.70	V
	2120	-56.60	-13	-43.60	-64.85	2.10	12.50	V
	2826	-61.61	-13	-48.61	-70.50	2.86	13.90	V
	3534	-59.55	-13	-46.55	-68.01	2.69	13.30	V

Remark: Spurious emissions within 30-1000MHz were found more than 20dB below limit line.





LTE Band 13 / 5MHz / QPSK								
Channel	Frequency ( MHz )	ERP ( dBm )	Limit ( dBm )	Over Limit ( dB )	S.G. Power ( dBm )	TX Cable loss ( dB )	TX Antenna Gain (dBi)	Polarization (H/V)
Lowest	1554	-67.33	-13	-54.33	-69.96	1.09	5.87	H
	2332	-57.90	-13	-44.90	-60.30	1.37	5.92	H
	3108	-63.33	-13	-50.33	-67.22	1.64	7.68	H
	1554	-67.73	-13	-54.73	-70.36	1.09	5.87	V
	2332	-57.90	-13	-44.90	-60.30	1.37	5.92	V
	3108	-63.40	-13	-50.40	-67.29	1.64	7.68	V
Middle	1560	-67.34	-42.15	-25.19	-69.97	1.09	5.87	H
	2340	-57.44	-13	-44.44	-59.84	1.37	5.92	H
	3120	-62.96	-13	-49.96	-66.85	1.64	7.68	H
	1560	-67.54	-42.15	-25.39	-70.17	1.09	5.87	V
	2340	-58.55	-13	-45.55	-60.95	1.37	5.92	V
	3120	-63.62	-13	-50.62	-67.51	1.64	7.68	V
Highest	1564	-66.79	-42.15	-24.64	-69.42	1.09	5.87	H
	2348	-58.96	-13	-45.96	-61.36	1.37	5.92	H
	3132	-63.32	-13	-50.32	-67.21	1.64	7.68	H
	1564	-66.41	-42.15	-24.26	-69.04	1.09	5.87	V
	2348	-58.69	-13	-45.69	-61.09	1.37	5.92	V
	3132	-63.63	-13	-50.63	-67.52	1.64	7.68	V

Remark: Spurious emissions within 30-1000MHz were found more than 20dB below limit line.

LTE Band 13 / 10MHz / QPSK								
Channel	Frequency ( MHz )	ERP ( dBm )	Limit ( dBm )	Over Limit ( dB )	S.G. Power ( dBm )	TX Cable loss ( dB )	TX Antenna Gain (dBi)	Polarization (H/V)
Middle	1556	-67.32	-13	-54.32	-69.95	1.09	5.87	H
	2332	-59.47	-13	-46.47	-61.87	1.37	5.92	H
	3108	-63.35	-13	-50.35	-67.24	1.64	7.68	H
	1556	-66.60	-13	-53.60	-69.23	1.09	5.87	V
	2332	-55.40	-13	-42.40	-57.80	1.37	5.92	V
	3108	-63.32	-13	-50.32	-67.21	1.64	7.68	V

Remark: Spurious emissions within 30-1000MHz were found more than 20dB below limit line.



LTE Band 25 / 20MHz / QPSK								
Channel	Frequency ( MHz )	EIRP ( dBm )	Limit ( dBm )	Over Limit ( dB )	S.G. Power ( dBm )	TX Cable loss ( dB )	TX Antenna Gain (dBi)	Polarization (H/V)
Lowest	3702	-57.78	-13	-44.78	-70.04	2.641	14.90	H
	5553	-52.71	-13	-39.71	-64.57	2.94	14.80	H
	7404	-50.27	-13	-37.27	-60.04	3.39	13.16	H
	3702.18	-57.31	-13	-44.31	-69.57	2.64	14.90	V
	5553	-53.78	-13	-40.78	-65.64	2.94	14.80	V
	7404	-50.11	-13	-37.11	-59.88	3.39	13.16	V
Middle	3741	-57.38	-13	-44.38	-69.64	2.64	14.90	H
	5613	-55.56	-13	-42.56	-67.42	2.94	14.80	H
	7488	-50.28	-13	-37.28	-60.05	3.39	13.16	H
	3741	-57.27	-13	-44.27	-69.53	2.64	14.90	V
	5613	-54.79	-13	-41.79	-66.65	2.94	14.80	V
	7488	-49.50	-13	-36.50	-59.27	3.39	13.16	V
Highest	3792	-57.66	-13	-44.66	-69.92	2.64	14.90	H
	5688	-55.37	-13	-42.37	-67.23	2.94	14.80	H
	7584	-49.66	-13	-36.66	-59.43	3.39	13.16	H
	3792	-57.43	-13	-44.43	-69.69	2.64	14.90	V
	5688	-53.96	-13	-40.96	-65.82	2.94	14.80	V
	7584	-49.78	-13	-36.78	-59.55	3.39	13.16	V

Remark: Spurious emissions within 30-1000MHz were found more than 20dB below limit line.



LTE Band 26 / 15MHz / QPSK								
Channel	Frequency ( MHz )	ERP ( dBm )	Limit ( dBm )	Over Limit ( dB )	S.G. Power ( dBm )	TX Cable loss ( dB )	TX Antenna Gain (dBi)	Polarization (H/V)
Lowest	1650	-68.29	-13	-55.29	-75.26	1.58	10.70	H
	2474	-54.53	-13	-41.53	-62.78	2.102	12.50	H
	3300	-64.29	-13	-51.29	-73.18	2.856	13.90	H
	1650	-66.95	-13	-53.95	-73.92	1.58	10.70	V
	2474	-50.90	-13	-37.90	-59.15	2.10	12.50	V
	3300	-63.89	-13	-50.89	-72.78	2.86	13.90	V
Middle	1660	-67.77	-13	-54.77	-74.74	1.58	10.70	H
	2490	-52.70	-13	-39.70	-60.95	2.102	12.50	H
	3318	-64.54	-13	-51.54	-73.43	2.856	13.90	H
	1660	-67.23	-13	-54.23	-74.20	1.58	10.70	V
	2490	-48.97	-13	-35.97	-57.22	2.10	12.50	V
	3318	-64.14	-13	-51.14	-73.03	2.86	13.90	V
Highest	1670	-67.90	-13	-54.90	-74.87	1.58	10.70	H
	2504	-52.89	-13	-39.89	-61.14	2.102	12.50	H
	3342	-64.28	-13	-51.28	-73.17	2.856	13.90	H
	1670	-67.84	-13	-54.84	-74.81	1.58	10.70	V
	2504	-49.55	-13	-36.55	-57.80	2.10	12.50	V
	3342	-64.30	-13	-51.30	-73.19	2.86	13.90	V

Remark: Spurious emissions within 30-1000MHz were found more than 20dB below limit line.



For CA:

LTE Band 5B_CA / 10MHz+10 MHz / QPSK								
Channel	Frequency ( MHz )	ERP ( dBm )	Limit ( dBm )	Over Limit ( dB )	S.G. Power ( dBm )	TX Cable loss ( dB )	TX Antenna Gain (dBi)	Polarization (H/V)
Lowest	1650.00	-60.58	-13	-47.58	-63.82	1.11	6.50	H
	2473.77	-57.48	-13	-44.48	-60.10	1.43	6.20	H
	3300.00	-60.42	-13	-47.42	-64.86	1.71	8.30	H
	1649.18	-63.31	-13	-50.31	-66.55	1.11	6.50	V
	2474.00	-57.86	-13	-44.86	-60.48	1.43	6.20	V
	3300.00	-60.23	-13	-47.23	-64.67	1.71	8.30	V
Middle	1654.38	-64.69	-13	-51.69	-67.93	1.11	6.50	H
	2481.57	-55.23	-13	-42.23	-57.85	1.43	6.20	H
	3308.76	-59.73	-13	-46.73	-64.17	1.71	8.30	H
	1654.38	-64.80	-13	-51.80	-68.04	1.11	6.50	V
	2482.00	-57.36	-13	-44.36	-59.98	1.43	6.20	V
	3308.76	-60.15	-13	-47.15	-64.59	1.71	8.30	V
Highest	1660.00	-60.19	-13	-47.19	-63.43	1.11	6.50	H
	2489.07	-56.84	-13	-43.84	-59.46	1.43	6.20	H
	3318.00	-60.09	-13	-47.09	-64.53	1.71	8.30	H
	1659.38	-62.62	-13	-49.62	-65.86	1.11	6.50	V
	2490.00	-58.39	-13	-45.39	-61.01	1.43	6.20	V
	3318.00	-59.99	-13	-46.99	-64.43	1.71	8.30	V

Remark: Spurious emissions within 30-1000MHz were found more than 20dB below limit line.