


FCC SAR Test Report


APPLICANT : Motorola Mobility LLC
EQUIPMENT : Mobile Cellular Phone
BRAND NAME : Motorola
MODEL NAME : XT2043-4, XT2043-5, XT2043-6
FCC ID : IHDT56YN1
STANDARD : FCC 47 CFR Part 2 (2.1093)
ANSI/IEEE C95.1-1992
IEEE 1528-2013

The product was received on Oct. 09, 2019 and testing was started from Nov. 17, 2019 and completed on Dec. 05, 2019. We, Sporton International (Kunshan) Inc, would like to declare that the tested sample has been evaluated in accordance with the procedures and had been in compliance with the applicable technical standards.

The test results in this report apply exclusively to the tested model / sample. Without written approval of Sporton International (Kunshan) Inc., the test report shall not be reproduced except in full.



Reviewed by: Rose Wang / Supervisor



Approved by: Kat Yin / Manager



Sporton International (Kunshan) Inc.

No. 1098, Pengxi North Road, Kunshan Economic Development Zone Jiangsu Province 215300
People's Republic of China



Table of Contents

1. Statement of Compliance 4
2. Administration Data 6
3. Guidance Applied 6
4. Equipment Under Test (EUT) Information 7
4.1 General Information 7
4.2 General LTE SAR Test and Reporting Considerations 9
5. Proximity Sensor Triggering Test 13
5.1 Proximity sensor triggering distances(Per KDB616217§6.2) 13
6. RF Exposure Limits 30
6.1 Uncontrolled Environment 30
6.2 Controlled Environment 30
7. Specific Absorption Rate (SAR) 31
7.1 Introduction 31
7.2 SAR Definition 31
8. System Description and Setup 32
8.1 E-Field Probe 33
8.2 Data Acquisition Electronics (DAE) 33
8.3 Phantom 34
8.4 Device Holder 35
9. Measurement Procedures 36
9.1 Spatial Peak SAR Evaluation 36
9.2 Power Reference Measurement 37
9.3 Area Scan 37
9.4 Zoom Scan 38
9.5 Volume Scan Procedures 38
9.6 Power Drift Monitoring 38
10. Test Equipment List 39
11. System Verification 40
11.1 Tissue Simulating Liquids 40
11.2 Tissue Verification 41
11.3 System Performance Check Results 42
12. RF Exposure Positions 43
12.1 Ear and handset reference point 43
12.2 Definition of the cheek position 44
12.3 Definition of the tilt position 45
12.4 Body Worn Accessory 46
12.5 Product Specific 10g SAR Exposure 47
12.6 Wireless Router 47
13. Conducted RF Output Power (Unit: dBm) 48
14. Antenna Location 213
15. SAR Test Results 214
15.1 Head SAR 217
15.2 Hotspot SAR 223
15.3 Body Worn Accessory SAR 233
15.4 Product specific 10g SAR 239
15.5 Repeated SAR Measurement 245
16. Simultaneous Transmission Analysis 247
16.1 Head Exposure Conditions 248
16.2 Hotspot Exposure Conditions 250
16.3 Body-Worn Accessory Exposure Conditions 253
16.4 Product specific 10g SAR Exposure Conditions 254
16.5 SPLSR Evaluation and Analysis 256
17. Supplemental Tuner Tests Results 349
17.1 Supplemental Tuner Head & Body SAR Results 349
18. Uncertainty Assessment 350
19. References 351
Appendix A. Plots of System Performance Check
Appendix B. Plots of High SAR Measurement
Appendix C. Supplemental Tuner SAR Results
Appendix D. DASy Calibration Certificate
Appendix E. Test Setup Photos



Revision History

REPORT NO.	VERSION	DESCRIPTION	ISSUED DATE
FA9O0912	Rev. 01	Initial issue of report	Dec. 13, 2019



1. Statement of Compliance

The maximum results of Specific Absorption Rate (SAR) found during testing for **Motorola Mobility LLC, Mobile Cellular Phone, XT2043-4, XT2043-5, XT2043-6**, are as follows.

Highest 1g SAR Summary						
Equipment Class	Frequency Band		Head (Separation 0mm)	Hotspot (Separation 5mm)	Body-worn (Separation 5mm)	Highest Simultaneous Transmission 1g SAR (W/kg)
			1g SAR (W/kg)			
Licensed	GSM	GSM850	0.55	1.29	1.29	1.57
		GSM1900	<0.10	1.36	1.36	
	WCDMA	Band V	0.43	1.29	1.29	
		Band IV	0.19	1.38	1.29	
		Band II	0.12	1.30	1.16	
	CDMA	BC10	0.44	1.37	1.24	
		BC0	0.46	1.38	1.29	
		BC1	0.12	1.32	1.33	
	LTE	Band 71	0.24	0.68	0.68	
		Band 12/Band 17	0.25	1.00	1.00	
		Band 13	0.34	1.00	1.00	
		Band 14	0.29	0.87	0.85	
		Band 26/Band 5	0.43	1.20	1.29	
		Band 66/Band 4	0.14	1.34	1.33	
		Band 25/Band 2	0.12	1.30	1.29	
Band 30		0.18	1.40	1.23		
Band 7	0.14	1.37	1.40			
Band 41/Band 38	0.11	1.28	1.28			
DTS	WLAN	2.4GHz WLAN	1.18	1.14	1.14	1.57
NII		5GHz WLAN	1.17	1.18	1.18	1.55
DSS	Bluetooth	2.4GHz Bluetooth	0.18	<0.10	<0.10	1.48
Highest 10g SAR Summary						
Equipment Class	Frequency Band		Product Specific 10g SAR (W/kg) (Separation 0mm)		Highest Simultaneous Transmission 10g SAR (W/kg)	
Licensed	GSM	GSM850	1.66		3.91	
		GSM1900	3.51			
	WCDMA	Band V	2.35			
		Band IV	3.22			
		Band II	3.50			
	CDMA	BC10	2.32			
		BC0	2.21			
		BC1	3.49			
	LTE	Band 26/Band 5	2.03			
		Band 66/Band 4	3.27			
		Band 25/Band 2	3.46			
Band 30		3.14				
Band 7		3.24				
Band 41/Band 38	3.06					
DTS	WLAN	2.4GHz WLAN	2.10		3.91	
NII		5GHz WLAN	2.91		3.51	
Date of Testing:			2019/11/17~2019/12/05			



Remark: This device supports LTE B2 / B4 / B5 / B17 / B38 and B25 / B66 / B26 / B12 / B41. Since the supported frequency span for LTE B2 / B4 / B5 / B17 / B38 falls completely within the supports frequency span for LTE B25 / B66 / B26 / B12 / B41, both LTE bands have the same target power, and both LTE bands share the same transmission path; therefore, SAR was only assessed for LTE B25 / B66 / B26 / B12 / B41.

Declaration of Conformity:

The test results with all measurement uncertainty excluded are presented in accordance with the regulation limits or requirements declared by manufacturers.

Comments and Explanations:

The declared of product specification for EUT presented in the report are provided by the manufacturer, and the manufacturer takes all the responsibilities for the accuracy of product specification.

This device is in compliance with Specific Absorption Rate (SAR) for general population/uncontrolled exposure limits (1.6 W/kg for Partial-Body 1g SAR, 4.0 W/kg for Product Specific 10g SAR) specified in FCC 47 CFR part 2 (2.1093) and ANSI/IEEE C95.1-1992, and had been tested in accordance with the measurement methods and procedures specified in IEEE 1528-2013 and FCC KDB publications.



2. Administration Data

Sporton International (Kunshan) Inc. is accredited to ISO/IEC 17025:2017 by American Association for Laboratory Accreditation with Certificate Number 5145.02.

Testing Laboratory		
Test Firm	Sporton International (Kunshan) Inc.	
Test Site Location	No. 1098, Pengxi North Road, Kunshan Economic Development Zone Jiangsu Province 215300 People's Republic of China TEL : +86-512-57900158 FAX : +86-512-57900958	
Test Site No.	FCC Designation No.	FCC Test Firm Registration No.
	CN1257	314309

Applicant	
Company Name	Motorola Mobility LLC
Address	222 W, Merchandise Mart Plaza, Chicago IL 60654 USA

Manufacturer	
Company Name	Motorola Mobility LLC
Address	222 W, Merchandise Mart Plaza, Chicago IL 60654 USA

3. Guidance Applied

The Specific Absorption Rate (SAR) testing specification, method, and procedure for this device is in accordance with the following standards:

- FCC 47 CFR Part 2 (2.1093)
- ANSI/IEEE C95.1-1992
- IEEE 1528-2013
- FCC KDB 865664 D01 SAR Measurement 100 MHz to 6 GHz v01r04
- FCC KDB 865664 D02 SAR Reporting v01r02
- FCC KDB 447498 D01 General RF Exposure Guidance v06
- FCC KDB 648474 D04 SAR Evaluation Considerations for Wireless Handsets v01r03
- FCC KDB 248227 D01 802.11 Wi-Fi SAR v02r02
- FCC KDB 616217 D04 SAR for laptop and tablets v01r02
- FCC KDB 941225 D01 3G SAR Procedures v03r01
- FCC KDB 941225 D05 SAR for LTE Devices v02r05
- FCC KDB 941225 D05A Rel.10 LTE SAR Test Guidance v01r02
- FCC KDB 941225 D06 Hotspot Mode SAR v02r01



4. Equipment Under Test (EUT) Information

4.1 General Information

Product Feature & Specification	
Equipment Name	Mobile Cellular Phone
Brand Name	Motorola
Model Name	XT2043-4, XT2043-5, XT2043-6
FCC ID	IHDT56YN1
IMEI Code	359084100021162
Wireless Technology and Frequency Range	GSM850: 824.2 MHz ~ 848.8 MHz GSM1900: 1850.2 MHz ~ 1909.8 MHz WCDMA Band II: 1852.4 MHz ~ 1907.6 MHz WCDMA Band IV: 1712.4 MHz ~ 1752.6 MHz WCDMA Band V: 826.4 MHz ~ 846.6 MHz CDMA2000 BC0: 824.7 MHz ~ 848.31 MHz CDMA 2000 BC1: 1851.25 MHz ~ 1908.75 MHz CDMA 2000 BC10: 817.9 MHz ~ 823.1 MHz LTE Band 2: 1850.7 MHz ~ 1909.3 MHz LTE Band 4: 1710.7 MHz ~ 1754.3 MHz LTE Band 5: 824.7 MHz ~ 848.3 MHz LTE Band 7: 2502.5 MHz ~ 2567.5 MHz LTE Band 12: 699.7 MHz ~ 715.3 MHz LTE Band 13: 779.5 MHz ~ 784.5 MHz LTE Band 14: 790.5 MHz ~ 795.5 MHz LTE Band 17: 706.5 MHz ~ 713.5 MHz LTE Band 25: 1850.7 MHz ~ 1914.3 MHz LTE Band 26: 814.7 MHz ~ 848.3 MHz LTE Band 30: 2307.5 MHz ~ 2312.5 MHz LTE Band 38: 2572.5 MHz ~ 2617.5 MHz LTE Band 41: 2498.5 MHz ~ 2687.5 MHz LTE Band 66: 1710.7 MHz ~ 1779.3 MHz LTE Band 71: 665.5 MHz ~ 695.5 MHz WLAN 2.4GHz Band: 2412 MHz ~ 2462 MHz WLAN 5.2GHz Band: 5180 MHz ~ 5240 MHz WLAN 5.3GHz Band: 5260 MHz ~ 5320 MHz WLAN 5.5GHz Band: 5500 MHz ~ 5700 MHz WLAN 5.8GHz Band: 5745 MHz ~ 5825 MHz Bluetooth: 2402 MHz ~ 2480 MHz
Mode	GSM/GPRS/EGPRS RMC/AMR 12.2Kbps HSDPA HSUPA DC-HSDPA HSPA+(16QAM uplink is not supported) LTE: QPSK, 16QAM, 64QAM WLAN 2.4GHz 802.11b/g/n HT20 WLAN 5GHz 802.11a/n HT20/HT40 WLAN 5GHz 802.11ac VHT20/VHT40/VHT80 Bluetooth BR/EDR/LE
HW Version	DVT2
SW Version	QPR30.56
GSM / (E)GPRS Transfer mode	Class B – EUT cannot support Packet Switched and Circuit Switched Network simultaneously but can automatically switch between Packet and Circuit Switched Network.
EUT Stage	Identical Prototype
Remark:	1. WLAN operation in 5600 MHz ~ 5650 MHz is notched. 2. 802.11n-HT40 is not supported in 2.4GHz WLAN. 3. This device supports VoIP in GPRS, EGPRS, CDMA, WCDMA and LTE (e.g. for 3rd-party VoIP), LTE supports VoLTE operation.



4. This device 2.4GHz WLAN support hotspot operation and Bluetooth support tethering applications.
5. This device 2.4GHz /WLAN/5.2GHz/ WLAN/5.3GHz / WLAN/5.5GHz / WLAN/5.8GHz support hotspot operation, and 5.2GHz WLAN/5.8GHz WLAN supports WiFi Direct (GC/GO), and 5.3GHz / 5.5GHz supports WiFi Direct (GC only).
6. This device does not support DTM operation and supports GRPS/EGRPS mode up to multi-slot class 12.
7. When the phone is in talking mode and receiver worked, then power reduction will be implemented immediately at WLAN2.4GHz/WLAN5.2GHz/5.3GHz.
8. The device employs proximity sensors that detect the presence of the user's body at the front or back faces of the device. When front or back body worn condition is detected, GSM850/1900, WCDMA band II/IV/V, CDMA BC1, LTE band 2/4/7/25/30/66/38/41/41HPUE and WLAN2.4GHz/WLAN5.2GHz/5.3GHz/5.5GHz/5.8GHz reduced power will be active. (P-sensor can't work at detecting presence of the user's body at the four edges of the device.)
9. P-sensor can detect handheld state, GSM1900, WCDMA band II/IV, CDMA BC1 and LTE B2/4/7/25/30/66 for front/back/bottom sides of product specific 10g SAR condition reduced powers will be active.
10. When hotspot mode is enabled, power reduction will be activated to limit the maximum power of GSM850/1900, WCDMA band II/IV/V, CDMA BC1, LTE band 2/4/7/25/30/66/38/41/41HPUE and 2.4GHz /WLAN/5.2GHz/ WLAN/5.8GHz.
11. For P-sensor reduced power level is higher than hotspot reduced power for GSM1900, WCDMA band II/IV, CDMA BC1, LTE band 2/4/25/66, so for front/back P-sensor SAR can represent conservatively for front/back hotspot SAR.
12. This device has two WWAN transmitter antennas. WWAN antenna 1 is located at the right of bottom edge of the device and WWAN antenna 2 is located at the left side of bottom edge of the device which can refer to antenna location chapter. WWAN antenna 1 frequency bands include GSM850/1900, WCDMA Band II/IV/V, CDMA2000 BC0/BC1/BC10, and LTE Band 2/4/5/12/13/14/17/25/26/66/71, WWAN antenna 2 frequency band include LTE Band 7/30/38/41.
13. This device implements antenna tuning techniques for several WWAN (cellular) operating modes and frequencies for the purpose of improving antenna efficiency over a broad range of frequencies. Specifically, these techniques are employed in the GSM, WCDMA and LTE modes of WWAN antenna 1. In this report SAR was measured according to the normally required SAR configurations with the tuner active and worst tune state (auto tune) was used for SAR testing. The detail descriptions of the antenna tuner and supplemental data for additional information on section17.
14. The different model names are for different market requirement.



4.2 General LTE SAR Test and Reporting Considerations

Summarized necessary items addressed in KDB 941225 D05 v02r05																																																																					
FCC ID	IHDT56YN1																																																																				
Equipment Name	Mobile Cellular Phone																																																																				
Operating Frequency Range of each LTE transmission band	LTE Band 2: 1850.7 MHz ~ 1909.3 MHz LTE Band 4: 1710.7 MHz ~ 1754.3 MHz LTE Band 5: 824.7 MHz ~ 848.3 MHz LTE Band 7: 2502.5 MHz ~ 2567.5 MHz LTE Band 12: 699.7 MHz ~ 715.3 MHz LTE Band 13: 779.5 MHz ~ 784.5 MHz LTE Band 14: 790.5 MHz ~ 795.5 MHz LTE Band 17: 706.5 MHz ~ 713.5 MHz LTE Band 25: 1850.7 MHz ~ 1914.3 MHz LTE Band 26: 814.7 MHz ~ 848.3 MHz LTE Band 30: 2307.5 MHz ~ 2312.5 MHz LTE Band 38: 2572.5 MHz ~ 2617.5 MHz LTE Band 41: 2498.5 MHz ~ 2687.5 MHz LTE Band 66: 1710.7 MHz ~ 1779.3 MHz LTE Band 71: 665.5 MHz ~ 695.5 MHz																																																																				
Channel Bandwidth	LTE Band 2: 1.4MHz, 3MHz, 5MHz, 10MHz, 15MHz, 20MHz LTE Band 4: 1.4MHz, 3MHz, 5MHz, 10MHz, 15MHz, 20MHz LTE Band 5: 1.4MHz, 3MHz, 5MHz, 10MHz LTE Band 7: 5MHz, 10MHz, 15MHz, 20MHz LTE Band 12: 1.4MHz, 3MHz, 5MHz, 10MHz LTE Band 13: 5MHz, 10MHz LTE Band 14: 5MHz, 10MHz LTE Band 17: 5MHz, 10MHz LTE Band 25: 1.4MHz, 3MHz, 5MHz, 10MHz, 15MHz, 20MHz LTE Band 26: 1.4MHz, 3MHz, 5MHz, 10MHz, 15MHz LTE Band 30: 5MHz, 10MHz LTE Band 38: 5MHz, 10MHz, 15MHz, 20MHz LTE Band 41: 5MHz, 10MHz, 15MHz, 20MHz LTE Band 66: 1.4MHz, 3MHz, 5MHz, 10MHz, 15MHz, 20MHz LTE Band 71: 5MHz, 10MHz, 15MHz, 20MHz																																																																				
uplink modulations used	QPSK / 16QAM / 64QAM																																																																				
LTE Voice / Data requirements	Voice and Data																																																																				
LTE Release Version	R12, Cat13																																																																				
CA Support	Supported, Uplink and Downlink																																																																				
LTE MPR permanently built-in by design	<p align="center">Table 6.2.3-1: Maximum Power Reduction (MPR) for Power Class 1, 2 and 3</p> <table border="1"> <thead> <tr> <th rowspan="2">Modulation</th> <th colspan="6">Channel bandwidth / Transmission bandwidth (N_{RB})</th> <th rowspan="2">MPR (dB)</th> </tr> <tr> <th>1.4 MHz</th> <th>3.0 MHz</th> <th>5 MHz</th> <th>10 MHz</th> <th>15 MHz</th> <th>20 MHz</th> </tr> </thead> <tbody> <tr> <td>QPSK</td> <td>> 5</td> <td>> 4</td> <td>> 8</td> <td>> 12</td> <td>> 16</td> <td>> 18</td> <td>≤ 1</td> </tr> <tr> <td>16 QAM</td> <td>≤ 5</td> <td>≤ 4</td> <td>≤ 8</td> <td>≤ 12</td> <td>≤ 16</td> <td>≤ 18</td> <td>≤ 1</td> </tr> <tr> <td>16 QAM</td> <td>> 5</td> <td>> 4</td> <td>> 8</td> <td>> 12</td> <td>> 16</td> <td>> 18</td> <td>≤ 2</td> </tr> <tr> <td>64 QAM</td> <td>≤ 5</td> <td>≤ 4</td> <td>≤ 8</td> <td>≤ 12</td> <td>≤ 16</td> <td>≤ 18</td> <td>≤ 2</td> </tr> <tr> <td>64 QAM</td> <td>> 5</td> <td>> 4</td> <td>> 8</td> <td>> 12</td> <td>> 16</td> <td>> 18</td> <td>≤ 3</td> </tr> <tr> <td>256 QAM</td> <td colspan="6" style="text-align: center;">≥ 1</td> <td>≤ 5</td> </tr> </tbody> </table>							Modulation	Channel bandwidth / Transmission bandwidth (N _{RB})						MPR (dB)	1.4 MHz	3.0 MHz	5 MHz	10 MHz	15 MHz	20 MHz	QPSK	> 5	> 4	> 8	> 12	> 16	> 18	≤ 1	16 QAM	≤ 5	≤ 4	≤ 8	≤ 12	≤ 16	≤ 18	≤ 1	16 QAM	> 5	> 4	> 8	> 12	> 16	> 18	≤ 2	64 QAM	≤ 5	≤ 4	≤ 8	≤ 12	≤ 16	≤ 18	≤ 2	64 QAM	> 5	> 4	> 8	> 12	> 16	> 18	≤ 3	256 QAM	≥ 1						≤ 5
Modulation	Channel bandwidth / Transmission bandwidth (N _{RB})						MPR (dB)																																																														
	1.4 MHz	3.0 MHz	5 MHz	10 MHz	15 MHz	20 MHz																																																															
QPSK	> 5	> 4	> 8	> 12	> 16	> 18	≤ 1																																																														
16 QAM	≤ 5	≤ 4	≤ 8	≤ 12	≤ 16	≤ 18	≤ 1																																																														
16 QAM	> 5	> 4	> 8	> 12	> 16	> 18	≤ 2																																																														
64 QAM	≤ 5	≤ 4	≤ 8	≤ 12	≤ 16	≤ 18	≤ 2																																																														
64 QAM	> 5	> 4	> 8	> 12	> 16	> 18	≤ 3																																																														
256 QAM	≥ 1						≤ 5																																																														
LTE A-MPR	In the base station simulator configuration, Network Setting value is set to NS_01 to disable A-MPR during SAR testing and the LTE SAR tests was transmitting on all TTI frames (Maximum TTI)																																																																				
Spectrum plots for RB configuration	A properly configured base station simulator was used for the SAR and power measurement; therefore, spectrum plots for each RB allocation and offset configuration are not included in the SAR report.																																																																				
Power reduction applied to satisfy SAR compliance	Yes 1. The device employs proximity sensors that detect the presence of the user's body at the front or back faces of the device. When front or back body worn condition is detected, GSM850/1900, WCDMA band II/IV/V, CDMA BC1, LTE band 2/4/7/25/30/66/38/41/41HPUE and WLAN2.4GHz/WLAN5.2GHz/5.3GHz/5.5GHz/5.8GHz reduced power will be active. (P-sensor can't work at detecting presence of the user's body at the four edges of the device.) 2. P-sensor can detect handheld state, GSM1900, WCDMA band II/IV, CDMA BC1 and LTE B2/4/7/25/30/66 for front/back/bottom sides of product specific 10g SAR condition reduced powers will be active.																																																																				



	3. When hotspot mode is enabled, power reduction will be activated to limit the maximum power of GSM850/1900, WCDMA band II/IV/V, CDMA BC1, LTE band 2/4/7/25/30/66/38/41/41HPUE and 2.4GHz /WLAN/5.2GHz/ WLAN/5.8GHz.
LTE Carrier Aggregation Combinations	Inter-Band and Intra-Band possible combinations and the detail power verification please referred to section 13.
LTE Carrier Aggregation Additional Information	1. This device supports LTE Carrier Aggregation (CA) in the uplink for LTE B5/41 with two component carriers in the uplink. SAR Measurements and conducted powers were evaluated per FCC Guidance. 2. This device supports maximum of 2 carriers in the downlink and uplink. Additional following LTE Release features are not supported: Relay, HetNet, Enhanced MIMO, eICI, WiFi Offloading, MDH, eMBMA, Cross-Carrier Scheduling, Enhanced SC-FDMA.



Transmission (H, M, L) channel numbers and frequencies in each LTE band													
LTE Band 2													
	Bandwidth 1.4 MHz		Bandwidth 3 MHz		Bandwidth 5 MHz		Bandwidth 10 MHz		Bandwidth 15 MHz		Bandwidth 20 MHz		
	Ch. #	Freq. (MHz)	Ch. #	Freq. (MHz)	Ch. #	Freq. (MHz)	Ch. #	Freq. (MHz)	Ch. #	Freq. (MHz)	Ch. #	Freq. (MHz)	
L	18607	1850.7	18615	1851.5	18625	1852.5	18650	1855	18675	1857.5	18700	1860	
M	18900	1880	18900	1880	18900	1880	18900	1880	18900	1880	18900	1880	
H	19193	1909.3	19185	1908.5	19175	1907.5	19150	1905	19125	1902.5	19100	1900	
LTE Band 4													
	Bandwidth 1.4 MHz		Bandwidth 3 MHz		Bandwidth 5 MHz		Bandwidth 10 MHz		Bandwidth 15 MHz		Bandwidth 20 MHz		
	Ch. #	Freq. (MHz)	Ch. #	Freq. (MHz)	Ch. #	Freq. (MHz)	Ch. #	Freq. (MHz)	Ch. #	Freq. (MHz)	Ch. #	Freq. (MHz)	
L	19957	1710.7	19965	1711.5	19975	1712.5	20000	1715	20025	1717.5	20050	1720	
M	20175	1732.5	20175	1732.5	20175	1732.5	20175	1732.5	20175	1732.5	20175	1732.5	
H	20393	1754.3	20385	1753.5	20375	1752.5	20350	1750	20325	1747.5	20300	1745	
LTE Band 5													
	Bandwidth 1.4 MHz		Bandwidth 3 MHz		Bandwidth 5 MHz		Bandwidth 10 MHz		Bandwidth 15 MHz		Bandwidth 20 MHz		
	Ch. #	Freq. (MHz)	Ch. #	Freq. (MHz)	Ch. #	Freq. (MHz)	Ch. #	Freq. (MHz)	Ch. #	Freq. (MHz)	Ch. #	Freq. (MHz)	
L	20407	824.7	20415	825.5	20425	826.5	20450	829	20450	829	20450	829	
M	20525	836.5	20525	836.5	20525	836.5	20525	836.5	20525	836.5	20525	836.5	
H	20643	848.3	20635	847.5	20625	846.5	20600	844	20600	844	20600	844	
LTE Band 7													
	Bandwidth 5 MHz		Bandwidth 10 MHz		Bandwidth 15 MHz		Bandwidth 20 MHz		Bandwidth 15 MHz		Bandwidth 20 MHz		
	Ch. #	Freq. (MHz)	Ch. #	Freq. (MHz)	Ch. #	Freq. (MHz)	Ch. #	Freq. (MHz)	Ch. #	Freq. (MHz)	Ch. #	Freq. (MHz)	
L	20775	2502.5	20800	2505	20825	2507.5	20850	2510	20850	2510	20850	2510	
M	21100	2535	21100	2535	21100	2535	21100	2535	21100	2535	21100	2535	
H	21425	2567.5	21400	2565	21375	2562.5	21350	2560	21350	2560	21350	2560	
LTE Band 12													
	Bandwidth 1.4 MHz		Bandwidth 3 MHz		Bandwidth 5 MHz		Bandwidth 10 MHz		Bandwidth 15 MHz		Bandwidth 20 MHz		
	Ch. #	Freq. (MHz)	Ch. #	Freq. (MHz)	Ch. #	Freq. (MHz)	Ch. #	Freq. (MHz)	Ch. #	Freq. (MHz)	Ch. #	Freq. (MHz)	
L	23017	699.7	23025	700.5	23035	701.5	23060	704	23060	704	23060	704	
M	23095	707.5	23095	707.5	23095	707.5	23095	707.5	23095	707.5	23095	707.5	
H	23173	715.3	23165	714.5	23155	713.5	23130	711	23130	711	23130	711	
LTE Band 13													
	Bandwidth 5 MHz				Bandwidth 10 MHz				Bandwidth 15 MHz				Bandwidth 20 MHz
	Channel #		Freq.(MHz)		Channel #		Freq.(MHz)		Channel #		Freq.(MHz)		Channel #
L	23205		779.5		23230		782		23230		782		23230
M	23230		782		23230		782		23230		782		23230
H	23255		784.5		23230		782		23230		782		23230
LTE Band 14													
	Bandwidth 5 MHz				Bandwidth 10 MHz				Bandwidth 15 MHz				Bandwidth 20 MHz
	Channel #		Channel #		Channel #		Freq.(MHz)		Channel #		Freq.(MHz)		Channel #
L	23305		790.5		23330		793		23330		793		23330
M	23330		793		23330		793		23330		793		23330
H	23355		795.5		23330		793		23330		793		23330
LTE Band 17													
	Bandwidth 5 MHz				Bandwidth 10 MHz				Bandwidth 15 MHz				Bandwidth 20 MHz
	Channel #		Freq.(MHz)		Channel #		Freq. (MHz)		Channel #		Freq. (MHz)		Channel #
L	23755		706.5		23780		709		23780		709		23780
M	23790		710		23790		710		23790		710		23790
H	23825		713.5		23800		711		23800		711		23800
LTE Band 25													
	Bandwidth 1.4 MHz		Bandwidth 3 MHz		Bandwidth 5 MHz		Bandwidth 10 MHz		Bandwidth 15 MHz		Bandwidth 20 MHz		
	Ch. #	Freq. (MHz)	Ch. #	Freq. (MHz)	Ch. #	Freq. (MHz)	Ch. #	Freq. (MHz)	Ch. #	Freq. (MHz)	Ch. #	Freq. (MHz)	
L	26047	1850.7	26055	1851.5	26065	1852.5	26090	1855	26115	1857.5	26140	1860	
M	26340	1880	26340	1880	26340	1880	26340	1880	26340	1880	26340	1880	
H	26683	1914.3	26675	1913.5	26665	1912.5	26640	1910	26615	1907.5	26590	1905	

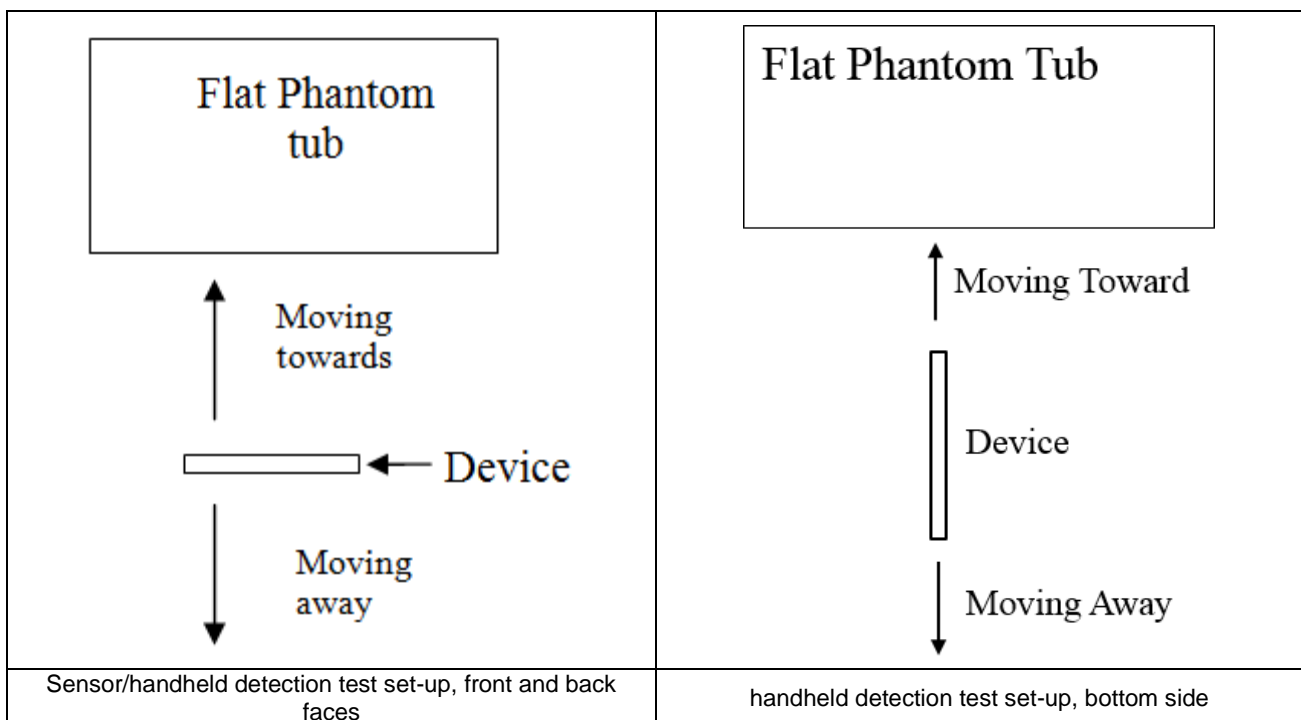


LTE Band 26												
	Bandwidth 1.4 MHz		Bandwidth 3 MHz		Bandwidth 5 MHz		Bandwidth 10 MHz		Bandwidth 15 MHz			
	Ch. #	Freq. (MHz)	Ch. #	Freq. (MHz)	Ch. #	Freq. (MHz)	Ch. #	Freq. (MHz)	Ch. #	Freq. (MHz)		
L	26697	814.7	26705	815.5	26715	816.5	26740	819	26765	821.5		
M	26865	831.5	26865	831.5	26865	831.5	26865	831.5	26865	831.5		
H	27033	848.3	27025	847.5	27015	846.5	26990	844	26965	841.5		
LTE Band 30												
	Bandwidth 5 MHz				Bandwidth 10 MHz							
	Channel #		Freq.(MHz)		Channel #		Freq.(MHz)					
L	27685		2307.5		27710	2310						
M	27710		2310									
H	27735		2312.5									
LTE Band 38												
	Bandwidth 5 MHz		Bandwidth 10 MHz		Bandwidth 15 MHz		Bandwidth 20 MHz					
	Ch. #	Freq. (MHz)	Ch. #	Freq. (MHz)	Ch. #	Freq. (MHz)	Ch. #	Freq. (MHz)				
L	37775	2572.5	37800	2575	37825	2577.5	37850	2580				
M	38000	2595	38000	2595	38000	2595	38000	2595				
H	38225	2617.5	38200	2615	38175	2612.5	38150	2610				
LTE Band 41												
	Bandwidth 5 MHz		Bandwidth 10 MHz		Bandwidth 15 MHz		Bandwidth 20 MHz					
	Ch. #	Freq. (MHz)	Ch. #	Freq. (MHz)	Ch. #	Freq. (MHz)	Ch. #	Freq. (MHz)				
L	39675	2498.5	39700	2501	39725	2503.5	39750	2506				
LM	40148	2545.8	40160	2547	40173	2548.3	40185	2549.5				
M	40620	2593	40620	2593	40620	2593	40620	2593				
HM	41093	2640.3	41080	2639	41068	2637.8	41055	2636.5				
H	41565	2687.5	41540	2685	41515	2682.5	41490	2680				
LTE Band 66												
	Bandwidth 1.4 MHz		Bandwidth 3 MHz		Bandwidth 5 MHz		Bandwidth 10 MHz		Bandwidth 15 MHz		Bandwidth 20 MHz	
	Ch. #	Freq. (MHz)	Ch. #	Freq. (MHz)	Ch. #	Freq. (MHz)	Ch. #	Freq. (MHz)	Ch. #	Freq. (MHz)	Ch. #	Freq. (MHz)
L	131979	1710.7	131987	1711.5	131997	1712.5	132022	1715	132047	1717.5	132072	1720
M	132322	1745	132322	1745	132322	1745	132322	1745	132322	1745	132322	1745
H	132665	1779.3	132657	1778.5	132647	1777.5	132622	1775	132597	1772.5	132572	1770
LTE Band 71												
	Bandwidth 5 MHz		Bandwidth 10 MHz		Bandwidth 15 MHz		Bandwidth 20 MHz					
	Ch. #	Freq. (MHz)	Ch. #	Freq. (MHz)	Ch. #	Freq. (MHz)	Ch. #	Freq. (MHz)				
L	133147	665.5	133172	668	133197	670.5	133222	673				
M	133247	675.5	133272	678	133297	680.5	133322	683				
H	133447	695.5	133422	693	133397	690.5	133372	688				

5. Proximity Sensor Triggering Test

5.1 Proximity sensor triggering distances(Per KDB616217§6.2)

1. Proximity sensor triggering distance testing was performed according to the procedures outlined in KDB 616217 D04 section 6.2, and EUT moving further away from the flat phantom and EUT moving toward the flat phantom were both assessed and the tissue-equivalent medium for highest frequency (5825MHz) and lowest (835MHz) frequency was used for proximity sensor triggering testing.
2. Capacitive proximity sensor placed coincident with antenna elements at the bottom end of the phone are utilized to determine when the device comes in proximity of the user's body at the front or back or bottom or left side surface of the device. There is no need to do sensor coverage testing for the proximity sensor is designed to support sufficient detection range and sensitivity to cover regions of the sensors in all applicable directions since the proximity sensor entirely covers the antenna.
3. When the proximity sensor is active, GSM/850/1900, WCDMA band II/IV/V, CDMA BC1, LTE band 2/4/7/25/30/66/38/41/41 HPUE and WLAN2.4GHz/WLAN5.2GHz/5.3GHz/5.5GHz /5.8GHz reduced power will be active for front/ back body worn SAR.
4. P-sensor can detect handheld state, GSM1900, WCDMA band II/IV, CDMA BC1 and LTE band 2/4/7/25/30/66 for front/back/bottom sides of product specific 10g SAR condition reduced powers will be active for handheld SAR.
5. The proximity sensors used to detect the proximity of the user's body at the front or back or bottom side surface of the device use a detection threshold distance. The data shown in the sections below shows the distance(s).





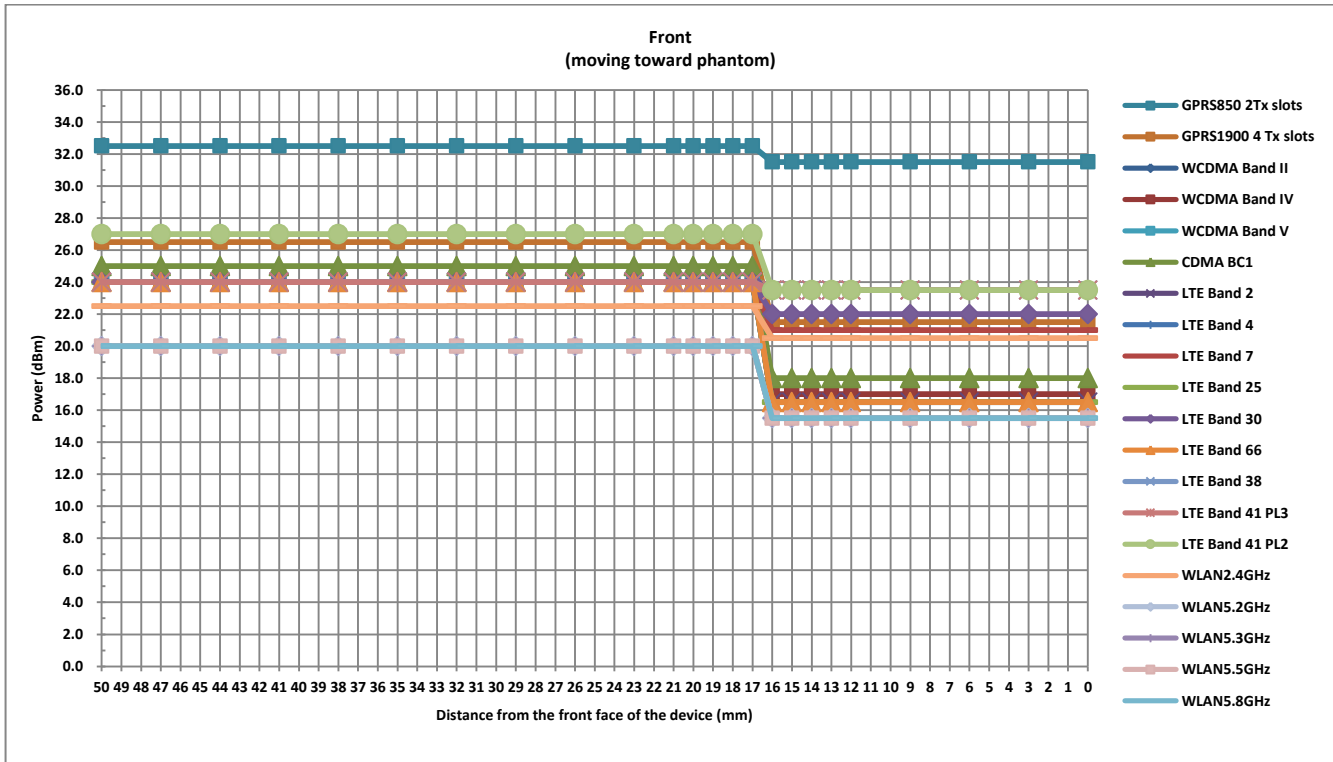
<P-Sensor>

Proximity Sensor Triggering Distance (mm)				
Position	Front		Back	
	Moving towards	Moving away	Moving towards	Moving away
Minimum	16	17	21	26

TX. Band	Proximity Sensor Triggering Power (dBm)		
	Full	Reduced	power reduction (dB)
	max. tune up limit (dBm)	max. tune up limit(dBm)	
GPRS850 2Tx slots	32.5	31.5	1.00
GPRS1900 4 Tx slots	26.5	21.5	5.00
WCDMA Band II	24	16.5	7.50
WCDMA Band IV	24	17	7.00
WCDMA Band V	24	23.5	0.50
CDMA BC1	25	18	7.00
LTE Band 2	24	16.5	7.50
LTE Band 4	24	16.5	7.50
LTE Band 7	24	21	3.00
LTE Band 25	24	16.5	7.50
LTE Band 30	24	22	2.00
LTE Band 66	24	16.5	7.50
LTE Band 38	24	23.5	0.50
LTE Band 41 PL3	24	23.5	0.50
LTE Band 41 PL2	27	23.5	3.50
WLAN2.4GHz	22.5	20.5	2.00
WLAN5.2GHz	20	15.5	4.50
WLAN5.3GHz	20	15.5	4.50
WLAN5.5GHz	20	15.5	4.50
WLAN5.8GHz	20	15.5	4.50

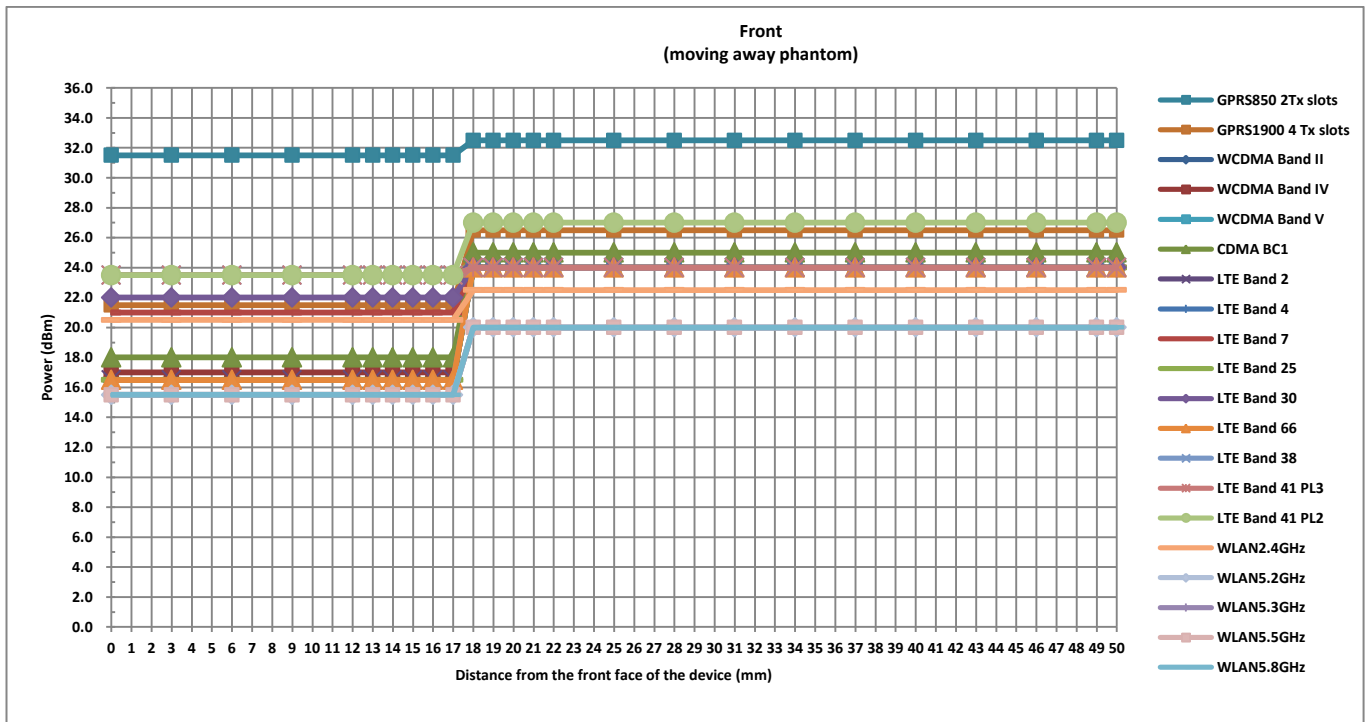


Proximity Sensor Triggering Distance (mm) and Triggering Power (dBm)																								
Front																								
Distance	50	47	44	41	38	35	32	29	26	23	21	20	19	18	17	16	15	14	13	12	9	6	3	0
GPRS850 2Tx slots	32.5	32.5	32.5	32.5	32.5	32.5	32.5	32.5	32.5	32.5	32.5	32.5	32.5	32.5	32.5	31.5	31.5	31.5	31.5	31.5	31.5	31.5	31.5	31.5
GPRS1900 4 Tx slots	26.5	26.5	26.5	26.5	26.5	26.5	26.5	26.5	26.5	26.5	26.5	26.5	26.5	26.5	26.5	21.5	21.5	21.5	21.5	21.5	21.5	21.5	21.5	21.5
WCDMA Band II	24	24	24	24	24	24	24	24	24	24	24	24	24	24	24	16.5	16.5	16.5	16.5	16.5	16.5	16.5	16.5	16.5
WCDMA Band IV	24	24	24	24	24	24	24	24	24	24	24	24	24	24	24	17	17	17	17	17	17	17	17	17
WCDMA Band V	24	24	24	24	24	24	24	24	24	24	24	24	24	24	24	23.5	23.5	23.5	23.5	23.5	23.5	23.5	23.5	23.5
CDMA BC1	25	25	25	25	25	25	25	25	25	25	25	25	25	25	25	18	18	18	18	18	18	18	18	18
LTE Band 2	24	24	24	24	24	24	24	24	24	24	24	24	24	24	24	16.5	16.5	16.5	16.5	16.5	16.5	16.5	16.5	16.5
LTE Band 4	24	24	24	24	24	24	24	24	24	24	24	24	24	24	24	16.5	16.5	16.5	16.5	16.5	16.5	16.5	16.5	16.5
LTE Band 7	24	24	24	24	24	24	24	24	24	24	24	24	24	24	24	21	21	21	21	21	21	21	21	21
LTE Band 25	24	24	24	24	24	24	24	24	24	24	24	24	24	24	24	16.5	16.5	16.5	16.5	16.5	16.5	16.5	16.5	16.5
LTE Band 30	24	24	24	24	24	24	24	24	24	24	24	24	24	24	24	22	22	22	22	22	22	22	22	22
LTE Band 66	24	24	24	24	24	24	24	24	24	24	24	24	24	24	24	16.5	16.5	16.5	16.5	16.5	16.5	16.5	16.5	16.5
LTE Band 38	24	24	24	24	24	24	24	24	24	24	24	24	24	24	24	23.5	23.5	23.5	23.5	23.5	23.5	23.5	23.5	23.5
LTE Band 41 PL3	24	24	24	24	24	24	24	24	24	24	24	24	24	24	24	23.5	23.5	23.5	23.5	23.5	23.5	23.5	23.5	23.5
LTE Band 41 PL2	27	27	27	27	27	27	27	27	27	27	27	27	27	27	27	23.5	23.5	23.5	23.5	23.5	23.5	23.5	23.5	23.5
WLAN2.4GHz	22.5	22.5	22.5	22.5	22.5	22.5	22.5	22.5	22.5	22.5	22.5	22.5	22.5	22.5	22.5	20.5	20.5	20.5	20.5	20.5	20.5	20.5	20.5	20.5
WLAN5.2GHz	20	20	20	20	20	20	20	20	20	20	20	20	20	20	20	15.5	15.5	15.5	15.5	15.5	15.5	15.5	15.5	15.5
WLAN5.3GHz	20	20	20	20	20	20	20	20	20	20	20	20	20	20	20	15.5	15.5	15.5	15.5	15.5	15.5	15.5	15.5	15.5
WLAN5.5GHz	20	20	20	20	20	20	20	20	20	20	20	20	20	20	20	15.5	15.5	15.5	15.5	15.5	15.5	15.5	15.5	15.5
WLAN5.8GHz	20	20	20	20	20	20	20	20	20	20	20	20	20	20	20	15.5	15.5	15.5	15.5	15.5	15.5	15.5	15.5	15.5



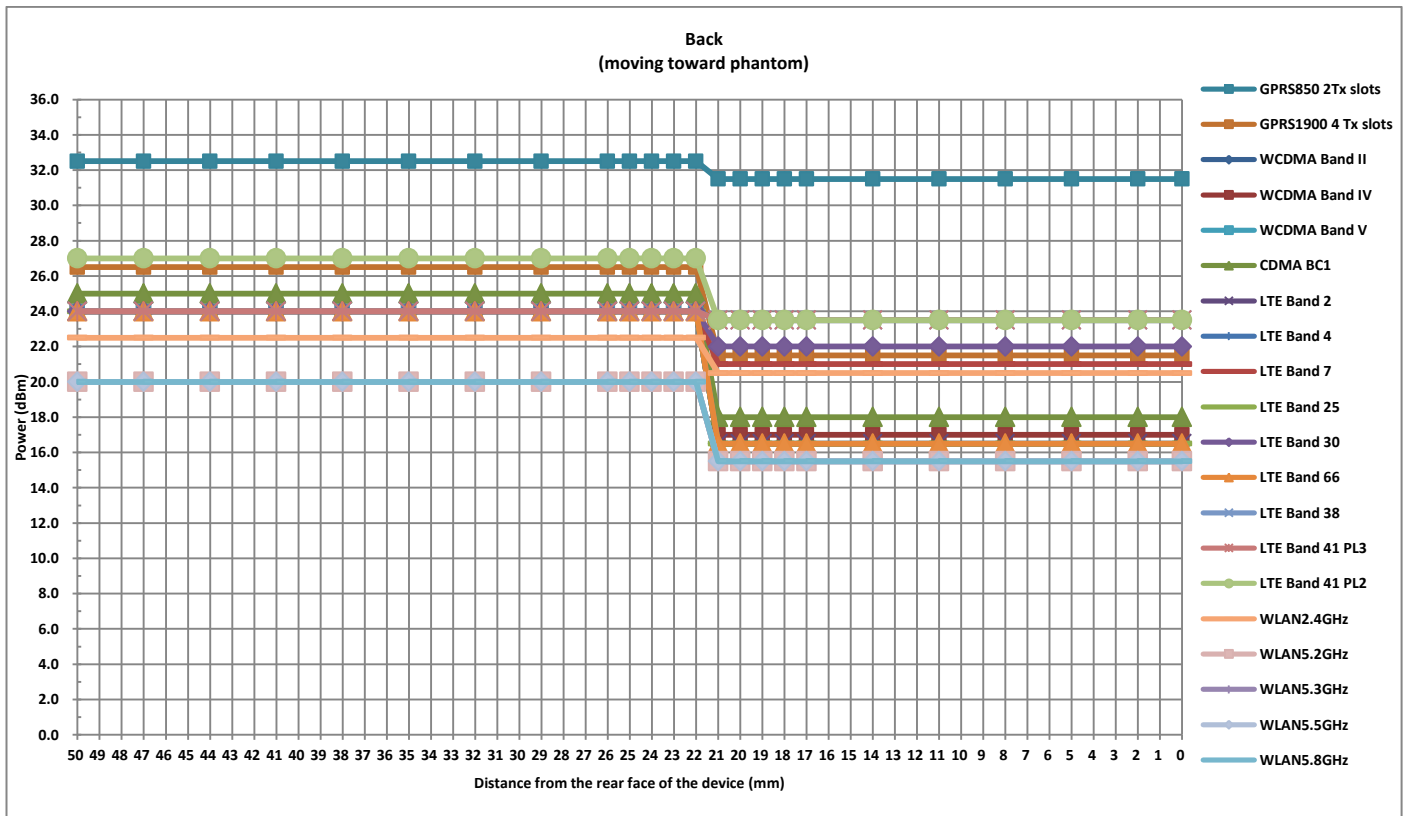


Proximity Sensor Triggering Distance (mm) and Triggering Power (dBm)																									
Front																									
Distance	50	49	46	43	40	37	34	31	28	25	22	21	20	19	18	17	16	15	14	13	12	9	6	3	0
GPRS850 2Tx slots	32.5	32.5	32.5	32.5	32.5	32.5	32.5	32.5	32.5	32.5	32.5	32.5	32.5	32.5	32.5	31.5	31.5	31.5	31.5	31.5	31.5	31.5	31.5	31.5	31.5
GPRS1900 4 Tx slots	26.5	26.5	26.5	26.5	26.5	26.5	26.5	26.5	26.5	26.5	26.5	26.5	26.5	26.5	26.5	21.5	21.5	21.5	21.5	21.5	21.5	21.5	21.5	21.5	21.5
WCDMA Band II	24	24	24	24	24	24	24	24	24	24	24	24	24	24	24	16.5	16.5	16.5	16.5	16.5	16.5	16.5	16.5	16.5	16.5
WCDMA Band IV	24	24	24	24	24	24	24	24	24	24	24	24	24	24	24	17	17	17	17	17	17	17	17	17	17
WCDMA Band V	24	24	24	24	24	24	24	24	24	24	24	24	24	24	24	23.5	23.5	23.5	23.5	23.5	23.5	23.5	23.5	23.5	23.5
CDMA BC1	25	25	25	25	25	25	25	25	25	25	25	25	25	25	25	18	18	18	18	18	18	18	18	18	18
LTE Band 2	24	24	24	24	24	24	24	24	24	24	24	24	24	24	24	16.5	16.5	16.5	16.5	16.5	16.5	16.5	16.5	16.5	16.5
LTE Band 4	24	24	24	24	24	24	24	24	24	24	24	24	24	24	24	16.5	16.5	16.5	16.5	16.5	16.5	16.5	16.5	16.5	16.5
LTE Band 7	24	24	24	24	24	24	24	24	24	24	24	24	24	24	24	21	21	21	21	21	21	21	21	21	21
LTE Band 25	24	24	24	24	24	24	24	24	24	24	24	24	24	24	24	16.5	16.5	16.5	16.5	16.5	16.5	16.5	16.5	16.5	16.5
LTE Band 30	24	24	24	24	24	24	24	24	24	24	24	24	24	24	24	22	22	22	22	22	22	22	22	22	22
LTE Band 66	24	24	24	24	24	24	24	24	24	24	24	24	24	24	24	16.5	16.5	16.5	16.5	16.5	16.5	16.5	16.5	16.5	16.5
LTE Band 38	24	24	24	24	24	24	24	24	24	24	24	24	24	24	24	23.5	23.5	23.5	23.5	23.5	23.5	23.5	23.5	23.5	23.5
LTE Band 41 PL3	24	24	24	24	24	24	24	24	24	24	24	24	24	24	24	23.5	23.5	23.5	23.5	23.5	23.5	23.5	23.5	23.5	23.5
LTE Band 41 PL2	27	27	27	27	27	27	27	27	27	27	27	27	27	27	27	23.5	23.5	23.5	23.5	23.5	23.5	23.5	23.5	23.5	23.5
WLAN2.4GHz	22.5	22.5	22.5	22.5	22.5	22.5	22.5	22.5	22.5	22.5	22.5	22.5	22.5	22.5	22.5	20.5	20.5	20.5	20.5	20.5	20.5	20.5	20.5	20.5	20.5
WLAN5.2GHz	20	20	20	20	20	20	20	20	20	20	20	20	20	20	20	15.5	15.5	15.5	15.5	15.5	15.5	15.5	15.5	15.5	15.5
WLAN5.3GHz	20	20	20	20	20	20	20	20	20	20	20	20	20	20	20	15.5	15.5	15.5	15.5	15.5	15.5	15.5	15.5	15.5	15.5
WLAN5.5GHz	20	20	20	20	20	20	20	20	20	20	20	20	20	20	20	15.5	15.5	15.5	15.5	15.5	15.5	15.5	15.5	15.5	15.5
WLAN5.8GHz	20	20	20	20	20	20	20	20	20	20	20	20	20	20	20	15.5	15.5	15.5	15.5	15.5	15.5	15.5	15.5	15.5	15.5



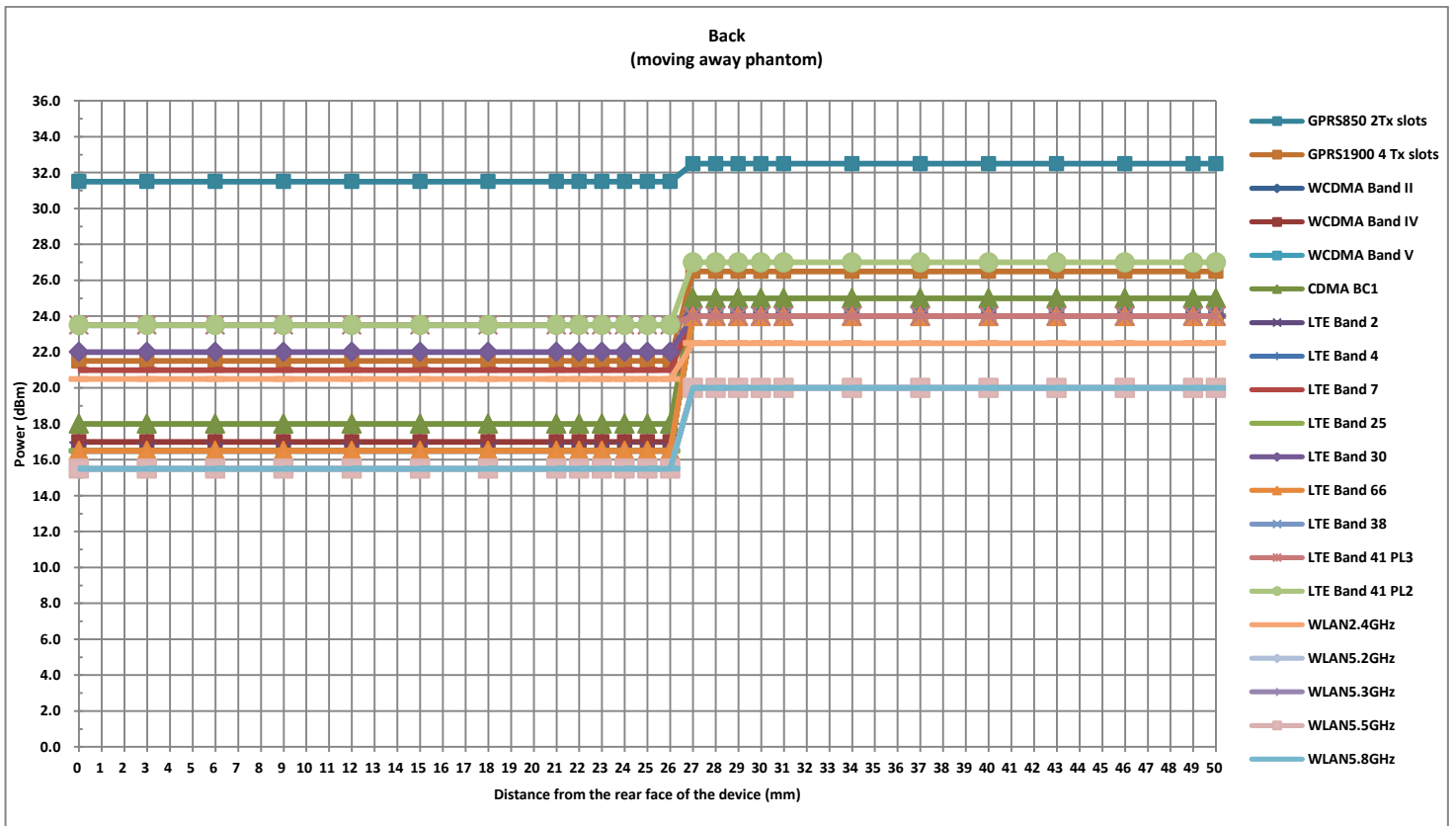


Proximity Sensor Triggering Distance (mm) and Triggering Power (dBm)																								
Back																								
Distance	50	47	44	41	38	35	32	29	26	25	24	23	22	21	20	19	18	17	14	11	8	5	2	0
GPRS850 2Tx slots	32.5	32.5	32.5	32.5	32.5	32.5	32.5	32.5	32.5	32.5	32.5	32.5	32.5	31.5	31.5	31.5	31.5	31.5	31.5	31.5	31.5	31.5	31.5	31.5
GPRS1900 4 Tx slots	26.5	26.5	26.5	26.5	26.5	26.5	26.5	26.5	26.5	26.5	26.5	26.5	26.5	21.5	21.5	21.5	21.5	21.5	21.5	21.5	21.5	21.5	21.5	21.5
WCDMA Band II	24	24	24	24	24	24	24	24	24	24	24	24	24	16.5	16.5	16.5	16.5	16.5	16.5	16.5	16.5	16.5	16.5	16.5
WCDMA Band IV	24	24	24	24	24	24	24	24	24	24	24	24	24	17	17	17	17	17	17	17	17	17	17	17
WCDMA Band V	24	24	24	24	24	24	24	24	24	24	24	24	24	23.5	23.5	23.5	23.5	23.5	23.5	23.5	23.5	23.5	23.5	23.5
CDMA BC1	25	25	25	25	25	25	25	25	25	25	25	25	25	18	18	18	18	18	18	18	18	18	18	18
LTE Band 2	24	24	24	24	24	24	24	24	24	24	24	24	24	16.5	16.5	16.5	16.5	16.5	16.5	16.5	16.5	16.5	16.5	16.5
LTE Band 4	24	24	24	24	24	24	24	24	24	24	24	24	24	16.5	16.5	16.5	16.5	16.5	16.5	16.5	16.5	16.5	16.5	16.5
LTE Band 7	24	24	24	24	24	24	24	24	24	24	24	24	24	21	21	21	21	21	21	21	21	21	21	21
LTE Band 25	24	24	24	24	24	24	24	24	24	24	24	24	24	16.5	16.5	16.5	16.5	16.5	16.5	16.5	16.5	16.5	16.5	16.5
LTE Band 30	24	24	24	24	24	24	24	24	24	24	24	24	24	22	22	22	22	22	22	22	22	22	22	22
LTE Band 66	24	24	24	24	24	24	24	24	24	24	24	24	24	16.5	16.5	16.5	16.5	16.5	16.5	16.5	16.5	16.5	16.5	16.5
LTE Band 38	24	24	24	24	24	24	24	24	24	24	24	24	24	23.5	23.5	23.5	23.5	23.5	23.5	23.5	23.5	23.5	23.5	23.5
LTE Band 41 PL3	24	24	24	24	24	24	24	24	24	24	24	24	24	23.5	23.5	23.5	23.5	23.5	23.5	23.5	23.5	23.5	23.5	23.5
LTE Band 41 PL2	27	27	27	27	27	27	27	27	27	27	27	27	27	23.5	23.5	23.5	23.5	23.5	23.5	23.5	23.5	23.5	23.5	23.5
WLAN2.4GHz	22.5	22.5	22.5	22.5	22.5	22.5	22.5	22.5	22.5	22.5	22.5	22.5	22.5	20.5	20.5	20.5	20.5	20.5	20.5	20.5	20.5	20.5	20.5	20.5
WLAN5.2GHz	20	20	20	20	20	20	20	20	20	20	20	20	20	15.5	15.5	15.5	15.5	15.5	15.5	15.5	15.5	15.5	15.5	15.5
WLAN5.3GHz	20	20	20	20	20	20	20	20	20	20	20	20	20	15.5	15.5	15.5	15.5	15.5	15.5	15.5	15.5	15.5	15.5	15.5
WLAN5.5GHz	20	20	20	20	20	20	20	20	20	20	20	20	20	15.5	15.5	15.5	15.5	15.5	15.5	15.5	15.5	15.5	15.5	15.5
WLAN5.8GHz	20	20	20	20	20	20	20	20	20	20	20	20	20	15.5	15.5	15.5	15.5	15.5	15.5	15.5	15.5	15.5	15.5	15.5





Proximity Sensor Triggering Distance (mm) and Triggering Power (dBm)																											
Back																											
Distance	50	49	46	43	40	37	34	31	30	29	28	27	26	25	24	23	22	21	18	15	12	9	6	3	0		
GPRS850 2Tx slots	32.5	32.5	32.5	32.5	32.5	32.5	32.5	32.5	32.5	32.5	32.5	32.5	31.5	31.5	31.5	31.5	31.5	31.5	31.5	31.5	31.5	31.5	31.5	31.5	31.5	31.5	
GPRS1900 4 Tx slots	26.5	26.5	26.5	26.5	26.5	26.5	26.5	26.5	26.5	26.5	26.5	26.5	21.5	21.5	21.5	21.5	21.5	21.5	21.5	21.5	21.5	21.5	21.5	21.5	21.5	21.5	
WCDMA Band II	24	24	24	24	24	24	24	24	24	24	24	24	16.5	16.5	16.5	16.5	16.5	16.5	16.5	16.5	16.5	16.5	16.5	16.5	16.5	16.5	
WCDMA Band IV	24	24	24	24	24	24	24	24	24	24	24	24	17	17	17	17	17	17	17	17	17	17	17	17	17	17	
WCDMA Band V	24	24	24	24	24	24	24	24	24	24	24	24	23.5	23.5	23.5	23.5	23.5	23.5	23.5	23.5	23.5	23.5	23.5	23.5	23.5	23.5	
CDMA BC1	25	25	25	25	25	25	25	25	25	25	25	25	18	18	18	18	18	18	18	18	18	18	18	18	18	18	
LTE Band 2	24	24	24	24	24	24	24	24	24	24	24	24	16.5	16.5	16.5	16.5	16.5	16.5	16.5	16.5	16.5	16.5	16.5	16.5	16.5	16.5	
LTE Band 4	24	24	24	24	24	24	24	24	24	24	24	24	16.5	16.5	16.5	16.5	16.5	16.5	16.5	16.5	16.5	16.5	16.5	16.5	16.5	16.5	
LTE Band 7	24	24	24	24	24	24	24	24	24	24	24	24	21	21	21	21	21	21	21	21	21	21	21	21	21	21	
LTE Band 25	24	24	24	24	24	24	24	24	24	24	24	24	16.5	16.5	16.5	16.5	16.5	16.5	16.5	16.5	16.5	16.5	16.5	16.5	16.5	16.5	
LTE Band 30	24	24	24	24	24	24	24	24	24	24	24	24	22	22	22	22	22	22	22	22	22	22	22	22	22	22	
LTE Band 66	24	24	24	24	24	24	24	24	24	24	24	24	16.5	16.5	16.5	16.5	16.5	16.5	16.5	16.5	16.5	16.5	16.5	16.5	16.5	16.5	
LTE Band 38	24	24	24	24	24	24	24	24	24	24	24	24	23.5	23.5	23.5	23.5	23.5	23.5	23.5	23.5	23.5	23.5	23.5	23.5	23.5	23.5	
LTE Band 41 PL3	24	24	24	24	24	24	24	24	24	24	24	24	23.5	23.5	23.5	23.5	23.5	23.5	23.5	23.5	23.5	23.5	23.5	23.5	23.5	23.5	
LTE Band 41 PL2	27	27	27	27	27	27	27	27	27	27	27	27	23.5	23.5	23.5	23.5	23.5	23.5	23.5	23.5	23.5	23.5	23.5	23.5	23.5	23.5	
WLAN2.4GHz	22.5	22.5	22.5	22.5	22.5	22.5	22.5	22.5	22.5	22.5	22.5	22.5	20.5	20.5	20.5	20.5	20.5	20.5	20.5	20.5	20.5	20.5	20.5	20.5	20.5	20.5	
WLAN5.2GHz	20	20	20	20	20	20	20	20	20	20	20	20	15.5	15.5	15.5	15.5	15.5	15.5	15.5	15.5	15.5	15.5	15.5	15.5	15.5	15.5	
WLAN5.3GHz	20	20	20	20	20	20	20	20	20	20	20	20	15.5	15.5	15.5	15.5	15.5	15.5	15.5	15.5	15.5	15.5	15.5	15.5	15.5	15.5	
WLAN5.5GHz	20	20	20	20	20	20	20	20	20	20	20	20	15.5	15.5	15.5	15.5	15.5	15.5	15.5	15.5	15.5	15.5	15.5	15.5	15.5	15.5	
WLAN5.8GHz	20	20	20	20	20	20	20	20	20	20	20	20	15.5	15.5	15.5	15.5	15.5	15.5	15.5	15.5	15.5	15.5	15.5	15.5	15.5	15.5	



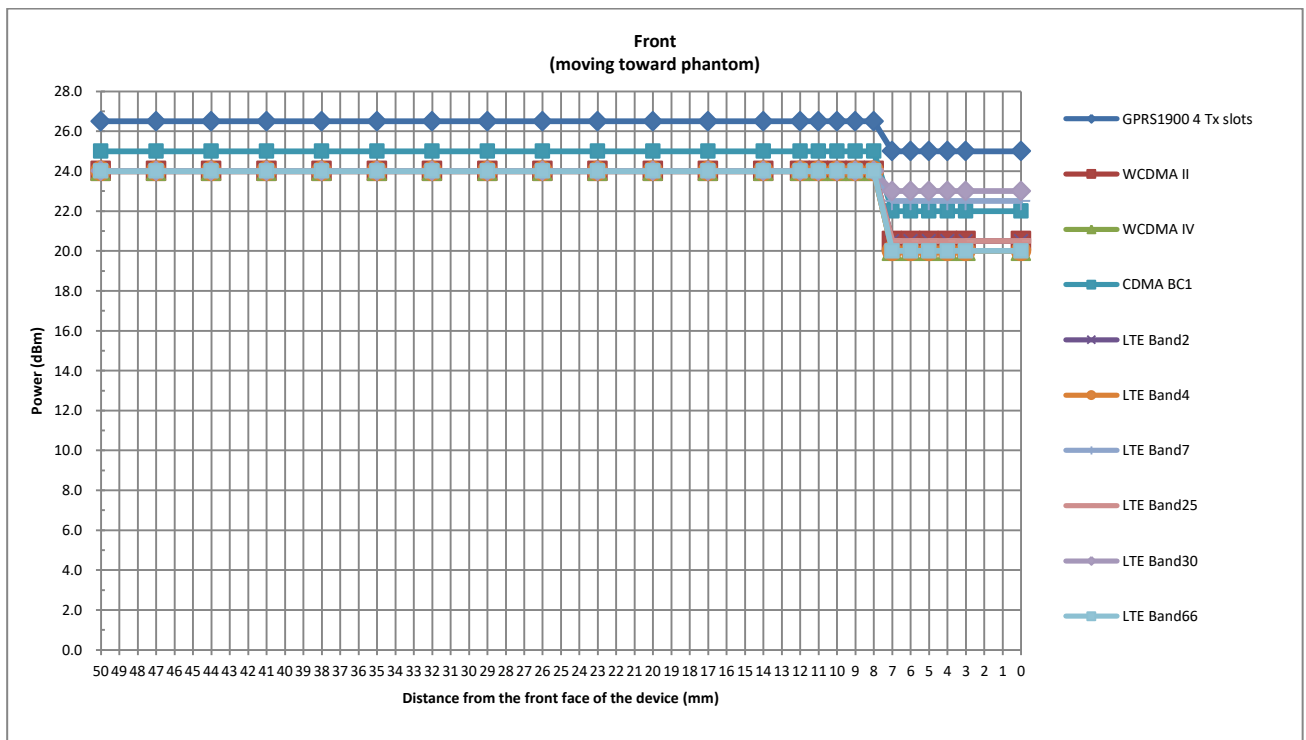
<Handheld>

Position	Front		Back		Bottom Side	
	Moving towards	Moving away	Moving towards	Moving away	Moving towards	Moving away
Minimum	7	10	13	16	11	14

TX. Band	Handheld Triggering Power (dBm)		
	Full	Reduced	power reduction (dB)
	max. tune up limit (dBm)	max. tune up limit(dBm)	
GPRS1900 4 Tx slots	26.5	25	1.50
WCDMA II	24	20.5	3.50
WCDMA IV	24	20	4.00
CDMA BC1	25	22	3.00
LTE Band2	24	20.5	3.50
LTE Band4	24	20	4.00
LTE Band7	24	22.5	1.50
LTE Band25	24	20.5	3.50
LTE Band30	24	23	1.00
LTE Band66	24	20	4.00

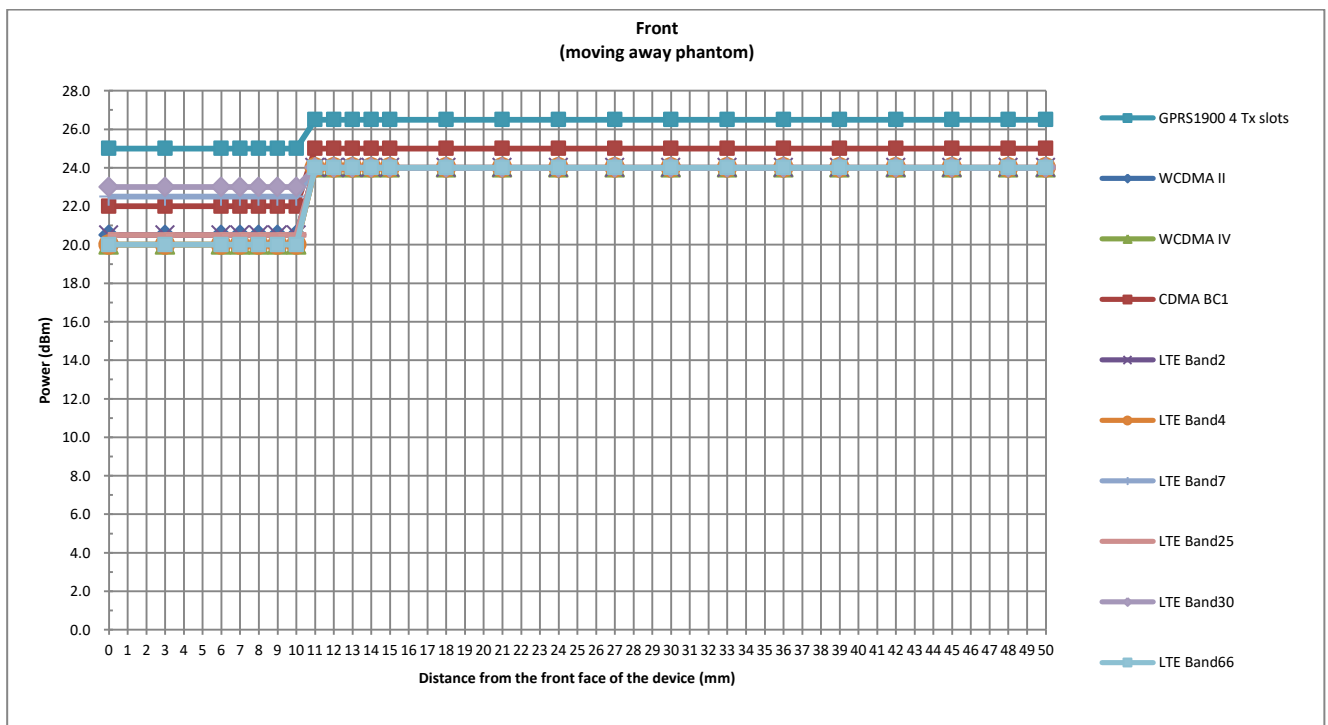


Handheld Triggering Distance (mm) and Triggering Power (dBm)																								
Front																								
Distance	50	47	44	41	38	35	32	29	26	23	20	17	14	12	11	10	9	8	7	6	5	4	3	0
GPRS1900 4 Tx slots	26.5	26.5	26.5	26.5	26.5	26.5	26.5	26.5	26.5	26.5	26.5	26.5	26.5	26.5	26.5	26.5	26.5	26.5	25	25	25	25	25	25
WCDMA II	24	24	24	24	24	24	24	24	24	24	24	24	24	24	24	24	24	24	20.5	20.5	20.5	20.5	20.5	20.5
WCDMA IV	24	24	24	24	24	24	24	24	24	24	24	24	24	24	24	24	24	24	20	20	20	20	20	20
CDMA BC1	25	25	25	25	25	25	25	25	25	25	25	25	25	25	25	25	25	25	22	22	22	22	22	22
LTE Band2	24	24	24	24	24	24	24	24	24	24	24	24	24	24	24	24	24	24	20.5	20.5	20.5	20.5	20.5	20.5
LTE Band4	24	24	24	24	24	24	24	24	24	24	24	24	24	24	24	24	24	24	20	20	20	20	20	20
LTE Band7	24	24	24	24	24	24	24	24	24	24	24	24	24	24	24	24	24	24	22.5	22.5	22.5	22.5	22.5	22.5
LTE Band25	24	24	24	24	24	24	24	24	24	24	24	24	24	24	24	24	24	24	20.5	20.5	20.5	20.5	20.5	20.5
LTE Band30	24	24	24	24	24	24	24	24	24	24	24	24	24	24	24	24	24	24	23	23	23	23	23	23
LTE Band66	24	24	24	24	24	24	24	24	24	24	24	24	24	24	24	24	24	24	20	20	20	20	20	20





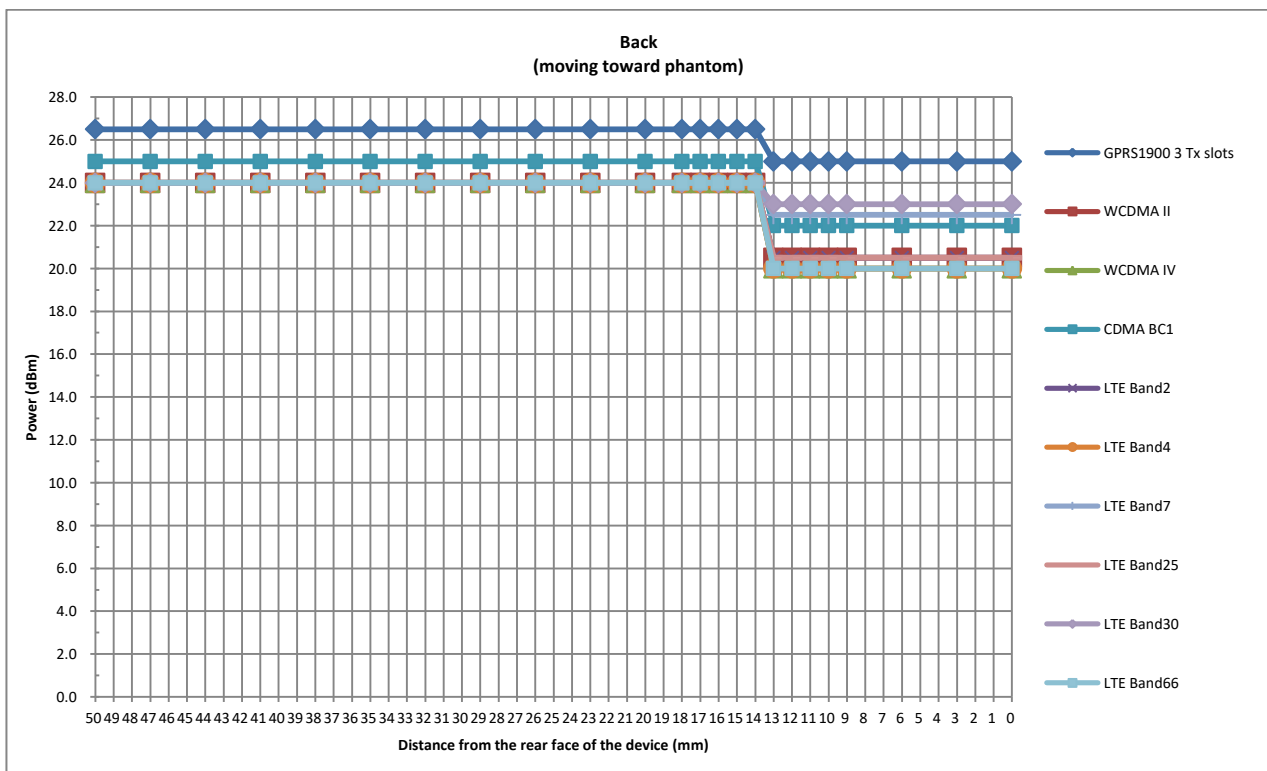
Handheld Triggering Distance (mm) and Triggering Power (dBm)																								
Front																								
Distance	50	48	45	42	39	36	33	30	27	24	21	18	15	14	13	12	11	10	9	8	7	6	3	0
GPRS1900 4 Tx slots	26.5	26.5	26.5	26.5	26.5	26.5	26.5	26.5	26.5	26.5	26.5	26.5	26.5	26.5	26.5	26.5	26.5	25	25	25	25	25	25	25
WCDMA II	24	24	24	24	24	24	24	24	24	24	24	24	24	24	24	24	24	20.5	20.5	20.5	20.5	20.5	20.5	20.5
WCDMA IV	24	24	24	24	24	24	24	24	24	24	24	24	24	24	24	24	24	20	20	20	20	20	20	20
CDMA BC1	25	25	25	25	25	25	25	25	25	25	25	25	25	25	25	25	25	22	22	22	22	22	22	22
LTE Band2	24	24	24	24	24	24	24	24	24	24	24	24	24	24	24	24	24	20.5	20.5	20.5	20.5	20.5	20.5	20.5
LTE Band4	24	24	24	24	24	24	24	24	24	24	24	24	24	24	24	24	24	20	20	20	20	20	20	20
LTE Band7	24	24	24	24	24	24	24	24	24	24	24	24	24	24	24	24	24	22.5	22.5	22.5	22.5	22.5	22.5	22.5
LTE Band25	24	24	24	24	24	24	24	24	24	24	24	24	24	24	24	24	24	20.5	20.5	20.5	20.5	20.5	20.5	20.5
LTE Band30	24	24	24	24	24	24	24	24	24	24	24	24	24	24	24	24	24	23	23	23	23	23	23	23
LTE Band66	24	24	24	24	24	24	24	24	24	24	24	24	24	24	24	24	24	20	20	20	20	20	20	20





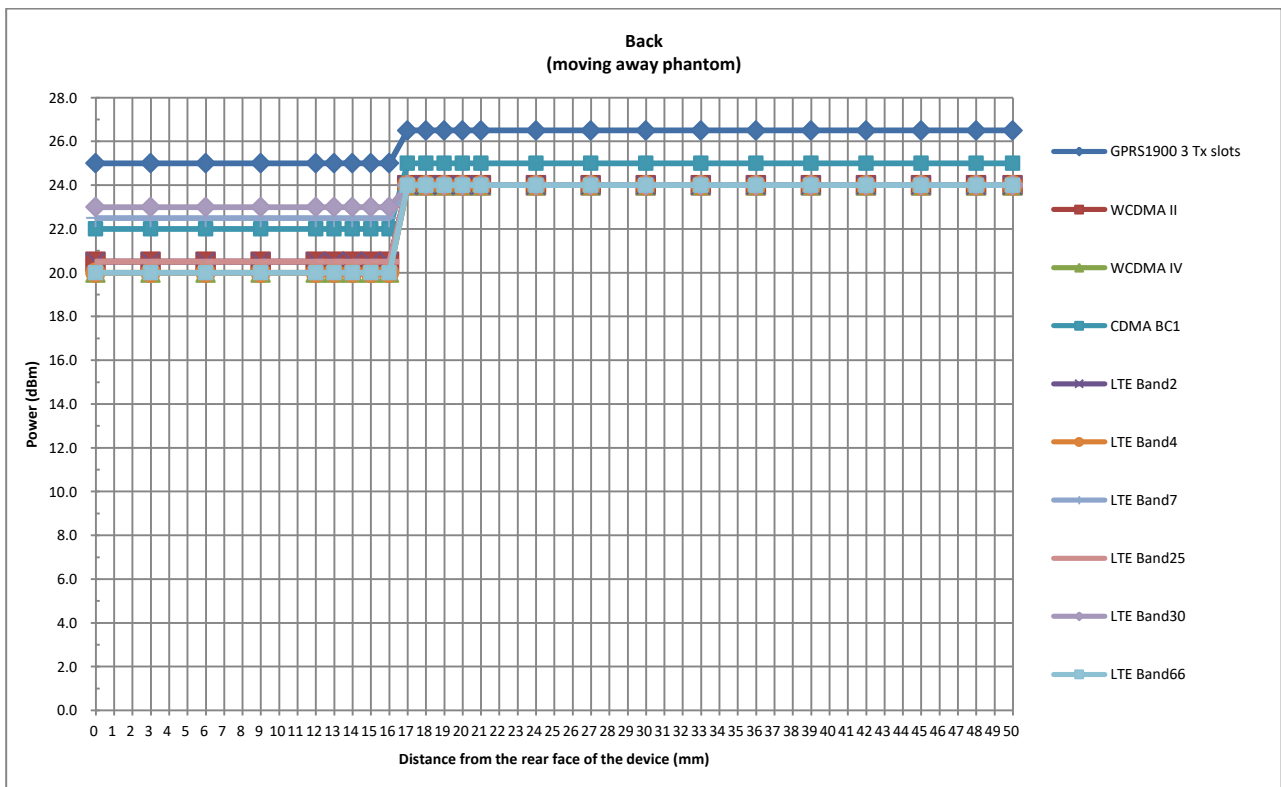
Handheld Triggering Distance (mm) and Triggering Power (dBm)

Back																								
Distance	50	47	44	41	38	35	32	29	26	23	20	18	17	16	15	14	13	12	11	10	9	6	3	0
GPRS1900 3 Tx slots	26.5	26.5	26.5	26.5	26.5	26.5	26.5	26.5	26.5	26.5	26.5	26.5	26.5	26.5	26.5	26.5	25	25	25	25	25	25	25	25
WCDMA II	24	24	24	24	24	24	24	24	24	24	24	24	24	24	24	24	20.5	20.5	20.5	20.5	20.5	20.5	20.5	20.5
WCDMA IV	24	24	24	24	24	24	24	24	24	24	24	24	24	24	24	24	20	20	20	20	20	20	20	20
CDMA BC1	25	25	25	25	25	25	25	25	25	25	25	25	25	25	25	25	22	22	22	22	22	22	22	22
LTE Band2	24	24	24	24	24	24	24	24	24	24	24	24	24	24	24	24	20.5	20.5	20.5	20.5	20.5	20.5	20.5	20.5
LTE Band4	24	24	24	24	24	24	24	24	24	24	24	24	24	24	24	24	20	20	20	20	20	20	20	20
LTE Band7	24	24	24	24	24	24	24	24	24	24	24	24	24	24	24	24	22.5	22.5	22.5	22.5	22.5	22.5	22.5	22.5
LTE Band25	24	24	24	24	24	24	24	24	24	24	24	24	24	24	24	24	20.5	20.5	20.5	20.5	20.5	20.5	20.5	20.5
LTE Band30	24	24	24	24	24	24	24	24	24	24	24	24	24	24	24	24	23	23	23	23	23	23	23	23
LTE Band66	24	24	24	24	24	24	24	24	24	24	24	24	24	24	24	24	20	20	20	20	20	20	20	20



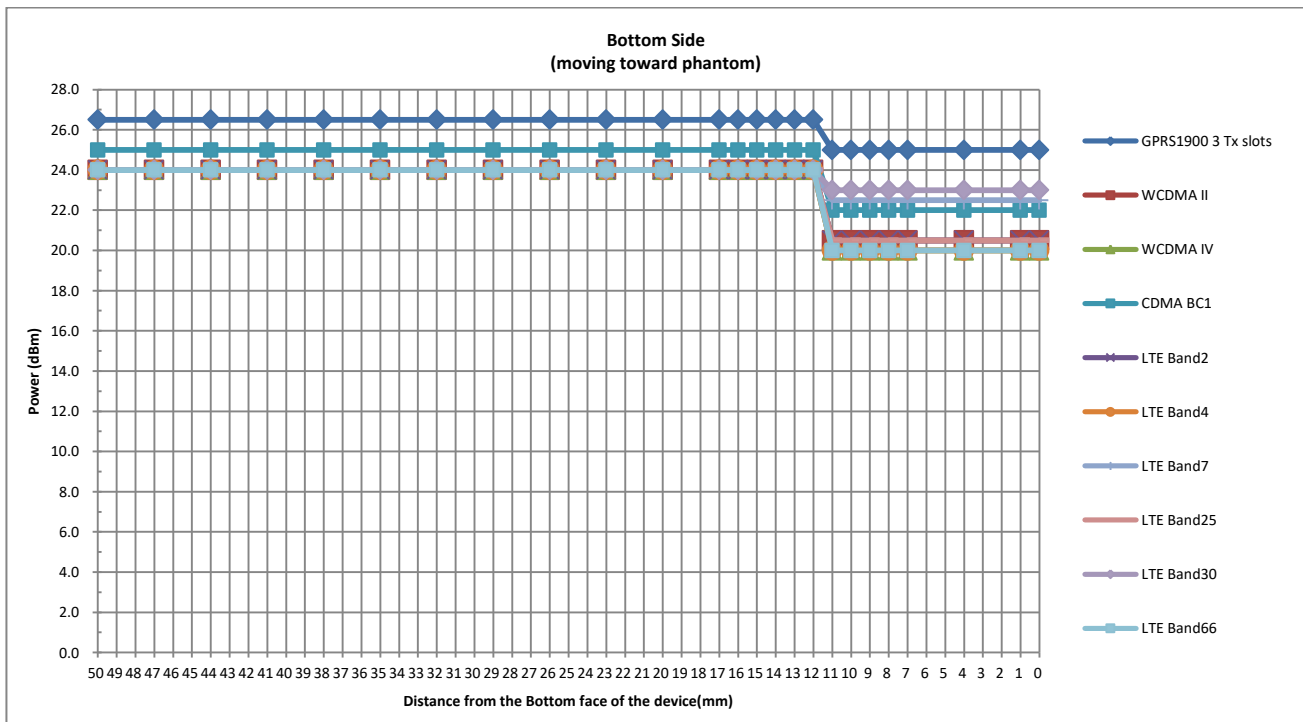


Handheld Triggering Distance (mm) and Triggering Power (dBm)																								
Back																								
Distance	50	48	45	42	39	36	33	30	27	24	21	20	19	18	17	16	15	14	13	12	9	6	3	0
GPRS1900 3 Tx slots	26.5	26.5	26.5	26.5	26.5	26.5	26.5	26.5	26.5	26.5	26.5	26.5	26.5	26.5	26.5	25	25	25	25	25	25	25	25	25
WCDMA II	24	24	24	24	24	24	24	24	24	24	24	24	24	24	24	20.5	20.5	20.5	20.5	20.5	20.5	20.5	20.5	20.5
WCDMA IV	24	24	24	24	24	24	24	24	24	24	24	24	24	24	24	20	20	20	20	20	20	20	20	20
CDMA BC1	25	25	25	25	25	25	25	25	25	25	25	25	25	25	25	22	22	22	22	22	22	22	22	22
LTE Band2	24	24	24	24	24	24	24	24	24	24	24	24	24	24	24	20.5	20.5	20.5	20.5	20.5	20.5	20.5	20.5	20.5
LTE Band4	24	24	24	24	24	24	24	24	24	24	24	24	24	24	24	20	20	20	20	20	20	20	20	20
LTE Band7	24	24	24	24	24	24	24	24	24	24	24	24	24	24	24	22.5	22.5	22.5	22.5	22.5	22.5	22.5	22.5	22.5
LTE Band25	24	24	24	24	24	24	24	24	24	24	24	24	24	24	24	20.5	20.5	20.5	20.5	20.5	20.5	20.5	20.5	20.5
LTE Band30	24	24	24	24	24	24	24	24	24	24	24	24	24	24	24	23	23	23	23	23	23	23	23	23
LTE Band66	24	24	24	24	24	24	24	24	24	24	24	24	24	24	24	20	20	20	20	20	20	20	20	20



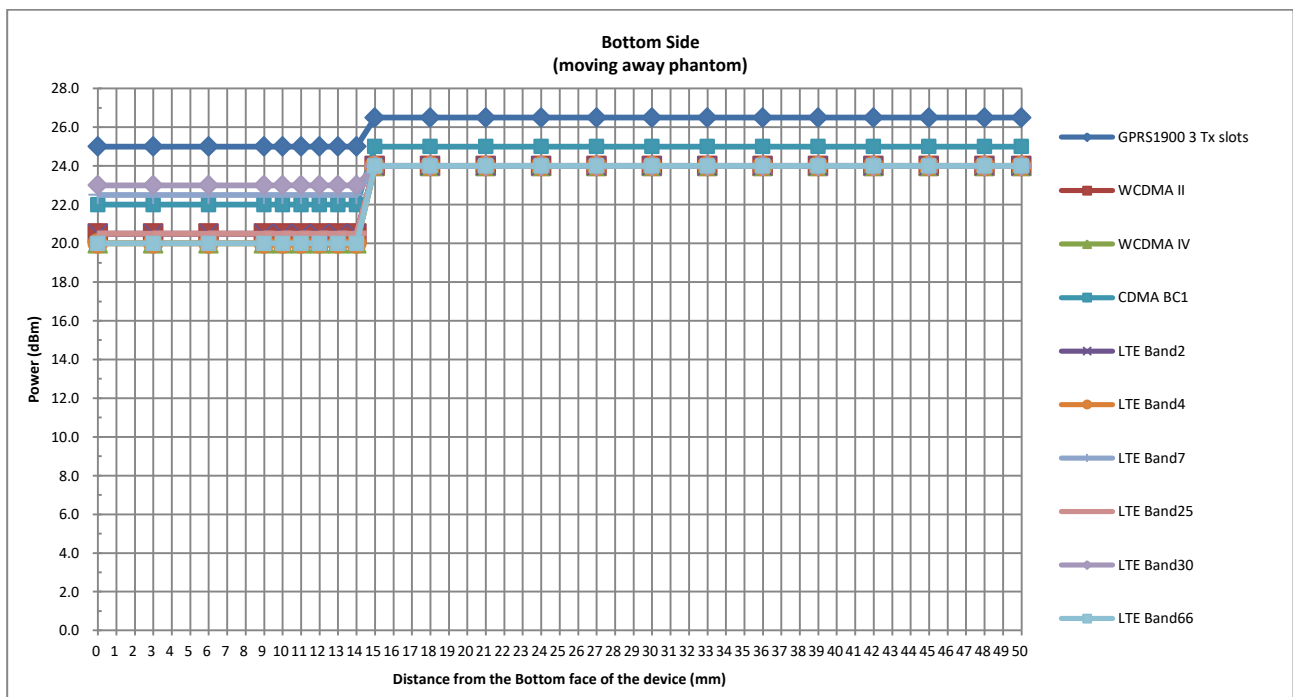


Handheld Triggering Distance (mm) and Triggering Power (dBm)																										
Bottom Side																										
Distance	50	47	44	41	38	35	32	29	26	23	20	17	16	15	14	13	12	11	10	9	8	7	4	1	0	
GPRS1900 3 Tx slots	26.5	26.5	26.5	26.5	26.5	26.5	26.5	26.5	26.5	26.5	26.5	26.5	26.5	26.5	26.5	26.5	26.5	25	25	25	25	25	25	25	25	
WCDMA II	24	24	24	24	24	24	24	24	24	24	24	24	24	24	24	24	24	20.5	20.5	20.5	20.5	20.5	20.5	20.5	20.5	
WCDMA IV	24	24	24	24	24	24	24	24	24	24	24	24	24	24	24	24	24	20	20	20	20	20	20	20	20	
CDMA BC1	25	25	25	25	25	25	25	25	25	25	25	25	25	25	25	25	25	22	22	22	22	22	22	22	22	
LTE Band2	24	24	24	24	24	24	24	24	24	24	24	24	24	24	24	24	24	20.5	20.5	20.5	20.5	20.5	20.5	20.5	20.5	
LTE Band4	24	24	24	24	24	24	24	24	24	24	24	24	24	24	24	24	24	20	20	20	20	20	20	20	20	
LTE Band7	24	24	24	24	24	24	24	24	24	24	24	24	24	24	24	24	24	22.5	22.5	22.5	22.5	22.5	22.5	22.5	22.5	
LTE Band25	24	24	24	24	24	24	24	24	24	24	24	24	24	24	24	24	24	20.5	20.5	20.5	20.5	20.5	20.5	20.5	20.5	
LTE Band30	24	24	24	24	24	24	24	24	24	24	24	24	24	24	24	24	24	23	23	23	23	23	23	23	23	
LTE Band66	24	24	24	24	24	24	24	24	24	24	24	24	24	24	24	24	24	20	20	20	20	20	20	20	20	





Handheld Triggering Distance (mm) and Triggering Power (dBm)																								
Bottom Side																								
Distance	50	46	43	40	37	34	31	28	25	22	19	18	17	16	15	14	13	12	11	10	9	6	3	0
GPRS1900 3 Tx slots	26.5	26.5	26.5	26.5	26.5	26.5	26.5	26.5	26.5	26.5	26.5	26.5	26.5	26.5	26.5	25	25	25	25	25	25	25	25	25
WCDMA II	24	24	24	24	24	24	24	24	24	24	24	24	24	24	24	20.5	20.5	20.5	20.5	20.5	20.5	20.5	20.5	20.5
WCDMA IV	24	24	24	24	24	24	24	24	24	24	24	24	24	24	24	20	20	20	20	20	20	20	20	20
CDMA BC1	25	25	25	25	25	25	25	25	25	25	25	25	25	25	25	22	22	22	22	22	22	22	22	22
LTE Band2	24	24	24	24	24	24	24	24	24	24	24	24	24	24	24	20.5	20.5	20.5	20.5	20.5	20.5	20.5	20.5	20.5
LTE Band4	24	24	24	24	24	24	24	24	24	24	24	24	24	24	24	20	20	20	20	20	20	20	20	20
LTE Band7	24	24	24	24	24	24	24	24	24	24	24	24	24	24	24	22.5	22.5	22.5	22.5	22.5	22.5	22.5	22.5	22.5
LTE Band25	24	24	24	24	24	24	24	24	24	24	24	24	24	24	24	20.5	20.5	20.5	20.5	20.5	20.5	20.5	20.5	20.5
LTE Band30	24	24	24	24	24	24	24	24	24	24	24	24	24	24	24	23	23	23	23	23	23	23	23	23
LTE Band66	24	24	24	24	24	24	24	24	24	24	24	24	24	24	24	20	20	20	20	20	20	20	20	20



6. RF Exposure Limits

6.1 Uncontrolled Environment

Uncontrolled Environments are defined as locations where there is the exposure of individuals who have no knowledge or control of their exposure. The general population/uncontrolled exposure limits are applicable to situations in which the general public may be exposed or in which persons who are exposed as a consequence of their employment may not be made fully aware of the potential for exposure or cannot exercise control over their exposure. Members of the general public would come under this category when exposure is not employment-related; for example, in the case of a wireless transmitter that exposes persons in its vicinity.

6.2 Controlled Environment

Controlled Environments are defined as locations where there is exposure that may be incurred by persons who are aware of the potential for exposure, (i.e. as a result of employment or occupation). In general, occupational/controlled exposure limits are applicable to situations in which persons are exposed as a consequence of their employment, who have been made fully aware of the potential for exposure and can exercise control over their exposure. The exposure category is also applicable when the exposure is of a transient nature due to incidental passage through a location where the exposure levels may be higher than the general population/uncontrolled limits, but the exposed person is fully aware of the potential for exposure and can exercise control over his or her exposure by leaving the area or by some other appropriate means.

Limits for Occupational/Controlled Exposure (W/kg)

Whole-Body	Partial-Body	Hands, Wrists, Feet and Ankles
0.4	8.0	20.0

Limits for General Population/Uncontrolled Exposure (W/kg)

Whole-Body	Partial-Body	Hands, Wrists, Feet and Ankles
0.08	1.6	4.0

Whole-Body SAR is averaged over the entire body, partial-body SAR is averaged over any 1gram of tissue defined as a tissue volume in the shape of a cube. SAR for hands, wrists, feet and ankles is averaged over any 10 grams of tissue defined as a tissue volume in the shape of a cube.

7. Specific Absorption Rate (SAR)

7.1 Introduction

SAR is related to the rate at which energy is absorbed per unit mass in an object exposed to a radio field. The SAR distribution in a biological body is complicated and is usually carried out by experimental techniques or numerical modeling. The standard recommends limits for two tiers of groups, occupational/controlled and general population/uncontrolled, based on a person's awareness and ability to exercise control over his or her exposure. In general, occupational/controlled exposure limits are higher than the limits for general population/uncontrolled.

7.2 SAR Definition

The SAR definition is the time derivative (rate) of the incremental energy (dW) absorbed by (dissipated in) an incremental mass (dm) contained in a volume element (dv) of a given density (ρ). The equation description is as below:

$$\text{SAR} = \frac{d}{dt} \left(\frac{dW}{dm} \right) = \frac{d}{dt} \left(\frac{dW}{\rho dv} \right)$$

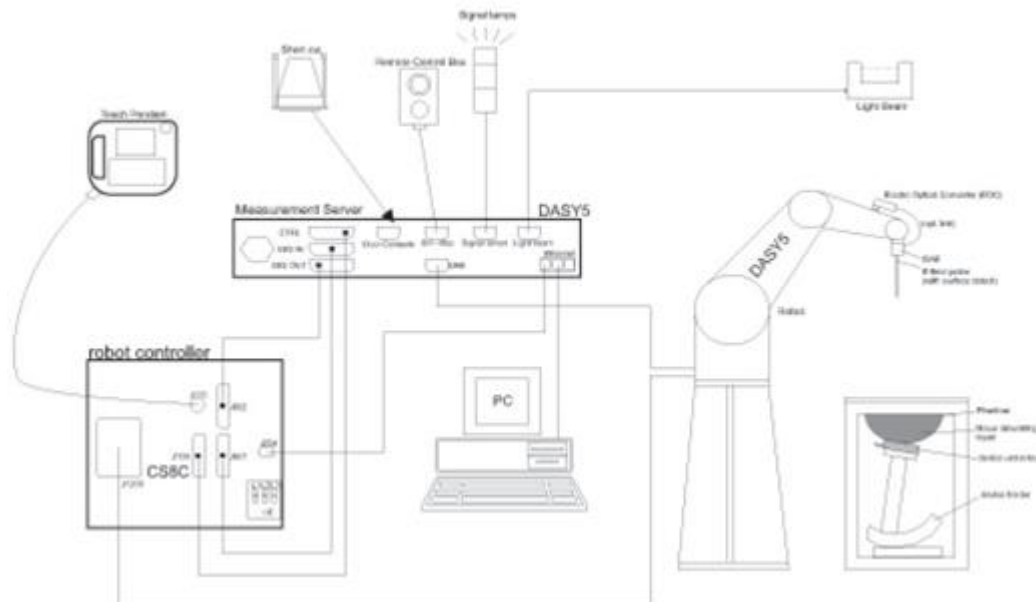
SAR is expressed in units of Watts per kilogram (W/kg)

$$\text{SAR} = \frac{\sigma |E|^2}{\rho}$$

Where: σ is the conductivity of the tissue, ρ is the mass density of the tissue and E is the RMS electrical field strength.

8. System Description and Setup

The DASY system used for performing compliance tests consists of the following items:




- A standard high precision 6-axis robot with controller, teach pendant and software. An arm extension for accommodating the data acquisition electronics (DAE).
- An isotropic Field probe optimized and calibrated for the targeted measurement.
- A data acquisition electronics (DAE) which performs the signal amplification, signal multiplexing, AD-conversion, offset measurements, mechanical surface detection, collision detection, etc. The unit is battery powered with standard or rechargeable batteries. The signal is optically transmitted to the EOC.
- The Electro-optical converter (EOC) performs the conversion from optical to electrical signals for the digital communication to the DAE. To use optical surface detection, a special version of the EOC is required. The EOC signal is transmitted to the measurement server.
- The function of the measurement server is to perform the time critical tasks such as signal filtering, control of the robot operation and fast movement interrupts.
- The Light Beam used is for probe alignment. This improves the (absolute) accuracy of the probe positioning.
- A computer running WinXP or Win7 and the DASY5 software.
- Remote control and teach pendant as well as additional circuitry for robot safety such as warning lamps, etc.
- The phantom, the device holder and other accessories according to the targeted measurement.

8.1 E-Field Probe

The SAR measurement is conducted with the dosimetric probe (manufactured by SPEAG).The probe is specially designed and calibrated for use in liquid with high permittivity. The dosimetric probe has special calibration in liquid at different frequency. This probe has a built in optical surface detection system to prevent from collision with phantom.

<EX3DV4 Probe>

Construction	Symmetric design with triangular core Built-in shielding against static charges PEEK enclosure material (resistant to organic solvents, e.g., DGBE)	
Frequency	10 MHz – >6 GHz Linearity: ±0.2 dB (30 MHz – 6 GHz)	
Directivity	±0.3 dB in TSL (rotation around probe axis) ±0.5 dB in TSL (rotation normal to probe axis)	
Dynamic Range	10 µW/g – >100 mW/g Linearity: ±0.2 dB (noise: typically <1 µW/g)	
Dimensions	Overall length: 337 mm (tip: 20 mm) Tip diameter: 2.5 mm (body: 12 mm) Typical distance from probe tip to dipole centers: 1 mm	

8.2 Data Acquisition Electronics (DAE)

The data acquisition electronics (DAE) consists of a highly sensitive electrometer-grade preamplifier with auto-zeroing, a channel and gain-switching multiplexer, a fast 16 bit AD-converter and a command decoder and control logic unit. Transmission to the measurement server is accomplished through an optical downlink for data and status information as well as an optical uplink for commands and the clock.


The input impedance of the DAE is 200 MOhm; the inputs are symmetrical and floating. Common mode rejection is above 80 dB.



Photo of DAE


8.3 Phantom

<SAM Twin Phantom>

Shell Thickness	2 ± 0.2 mm; Center ear point: 6 ± 0.2 mm	
Filling Volume	Approx. 25 liters	
Dimensions	Length: 1000 mm; Width: 500 mm; Height: adjustable feet	
Measurement Areas	Left Hand, Right Hand, Flat Phantom	

The bottom plate contains three pair of bolts for locking the device holder. The device holder positions are adjusted to the standard measurement positions in the three sections. A white cover is provided to tap the phantom during off-periods to prevent water evaporation and changes in the liquid parameters. On the phantom top, three reference markers are provided to identify the phantom position with respect to the robot.

<ELI Phantom>

Shell Thickness	2 ± 0.2 mm (sagging: <1%)	
Filling Volume	Approx. 30 liters	
Dimensions	Major ellipse axis: 600 mm Minor axis: 400 mm	

The ELI phantom is intended for compliance testing of handheld and body-mounted wireless devices in the frequency range of 30 MHz to 6 GHz. ELI4 is fully compatible with standard and all known tissue simulating liquids.

8.4 Device Holder

<Mounting Device for Hand-Held Transmitter>

In combination with the Twin SAM V5.0/V5.0c or ELI phantoms, the Mounting Device for Hand-Held Transmitters enables rotation of the mounted transmitter device to specified spherical coordinates. At the heads, the rotation axis is at the ear opening. Transmitter devices can be easily and accurately positioned according to IEC 62209-1, IEEE 1528, FCC, or other specifications. The device holder can be locked for positioning at different phantom sections (left head, right head, flat). And upgrade kit to Mounting Device to enable easy mounting of wider devices like big smart-phones, e-books, small tablets, etc. It holds devices with width up to 140 mm.



Mounting Device for Hand-Held Transmitters



Mounting Device Adaptor for Wide-Phones

<Mounting Device for Laptops and other Body-Worn Transmitters>

The extension is lightweight and made of POM, acrylic glass and foam. It fits easily on the upper part of the mounting device in place of the phone positioned. The extension is fully compatible with the SAM Twin and ELI phantoms.



Mounting Device for Laptops

9. Measurement Procedures

The measurement procedures are as follows:

<Conducted power measurement>

- (a) For WWAN power measurement, use base station simulator to configure EUT WWAN transmission in conducted connection with RF cable, at maximum power in each supported wireless interface and frequency band.
- (b) Read the WWAN RF power level from the base station simulator.
- (c) For WLAN/BT power measurement, use engineering software to configure EUT WLAN/BT continuously transmission, at maximum RF power in each supported wireless interface and frequency band
- (d) Connect EUT RF port through RF cable to the power meter, and measure WLAN/BT output power

<SAR measurement>

- (a) Use base station simulator to configure EUT WWAN transmission in radiated connection, and engineering software to configure EUT WLAN/BT continuously transmission, at maximum RF power, in the highest power channel.
- (b) Place the EUT in the positions as Appendix D demonstrates.
- (c) Set scan area, grid size and other setting on the DASY software.
- (d) Measure SAR results for the highest power channel on each testing position.
- (e) Find out the largest SAR result on these testing positions of each band
- (f) Measure SAR results for other channels in worst SAR testing position if the reported SAR of highest power channel is larger than 0.8 W/kg

According to the test standard, the recommended procedure for assessing the peak spatial-average SAR value consists of the following steps:

- (a) Power reference measurement
- (b) Area scan
- (c) Zoom scan
- (d) Power drift measurement

9.1 Spatial Peak SAR Evaluation

The procedure for spatial peak SAR evaluation has been implemented according to the test standard. It can be conducted for 1g and 10g, as well as for user-specific masses. The DASY software includes all numerical procedures necessary to evaluate the spatial peak SAR value.

The base for the evaluation is a "cube" measurement. The measured volume must include the 1g and 10g cubes with the highest averaged SAR values. For that purpose, the center of the measured volume is aligned to the interpolated peak SAR value of a previously performed area scan.

The entire evaluation of the spatial peak values is performed within the post-processing engine (SEMCAD). The system always gives the maximum values for the 1g and 10g cubes. The algorithm to find the cube with highest averaged SAR is divided into the following stages:

- (a) Extraction of the measured data (grid and values) from the Zoom Scan
- (b) Calculation of the SAR value at every measurement point based on all stored data (A/D values and measurement parameters)
- (c) Generation of a high-resolution mesh within the measured volume
- (d) Interpolation of all measured values from the measurement grid to the high-resolution grid
- (e) Extrapolation of the entire 3-D field distribution to the phantom surface over the distance from sensor to surface
- (f) Calculation of the averaged SAR within masses of 1g and 10g

9.2 Power Reference Measurement

The Power Reference Measurement and Power Drift Measurements are for monitoring the power drift of the device under test in the batch process. The minimum distance of probe sensors to surface determines the closest measurement point to phantom surface. This distance cannot be smaller than the distance of sensor calibration points to probe tip as defined in the probe properties.

9.3 Area Scan

The area scan is used as a fast scan in two dimensions to find the area of high field values, before doing a fine measurement around the hot spot. The sophisticated interpolation routines implemented in DASY software can find the maximum found in the scanned area, within a range of the global maximum. The range (in dB0 is specified in the standards for compliance testing. For example, a 2 dB range is required in IEEE standard 1528 and IEC 62209 standards, whereby 3 dB is a requirement when compliance is assessed in accordance with the ARIB standard (Japan), if only one zoom scan follows the area scan, then only the absolute maximum will be taken as reference. For cases where multiple maximums are detected, the number of zoom scans has to be increased accordingly.

Area scan parameters extracted from FCC KDB 865664 D01v01r04 SAR measurement 100 MHz to 6 GHz.

	≤ 3 GHz	> 3 GHz
Maximum distance from closest measurement point (geometric center of probe sensors) to phantom surface	5 ± 1 mm	$\frac{1}{2} \cdot \delta \cdot \ln(2) \pm 0.5$ mm
Maximum probe angle from probe axis to phantom surface normal at the measurement location	$30^\circ \pm 1^\circ$	$20^\circ \pm 1^\circ$
Maximum area scan spatial resolution: Δx_{Area} , Δy_{Area}	≤ 2 GHz: ≤ 15 mm $2 - 3$ GHz: ≤ 12 mm	$3 - 4$ GHz: ≤ 12 mm $4 - 6$ GHz: ≤ 10 mm
	When the x or y dimension of the test device, in the measurement plane orientation, is smaller than the above, the measurement resolution must be \leq the corresponding x or y dimension of the test device with at least one measurement point on the test device.	

9.4 Zoom Scan

Zoom scans are used to assess the peak spatial SAR values within a cubic averaging volume containing 1 gram and 10 gram of simulated tissue. The zoom scan measures points (refer to table below) within a cube whose base faces are centered on the maxima found in a preceding area scan job within the same procedure. When the measurement is done, the zoom scan evaluates the averaged SAR for 1 gram and 10 gram and displays these values next to the job's label.

Zoom scan parameters extracted from FCC KDB 865664 D01v01r04 SAR measurement 100 MHz to 6 GHz.

		≤ 3 GHz	> 3 GHz
Maximum zoom scan spatial resolution: Δx_{Zoom} , Δy_{Zoom}		≤ 2 GHz: ≤ 8 mm 2 – 3 GHz: ≤ 5 mm*	3 – 4 GHz: ≤ 5 mm* 4 – 6 GHz: ≤ 4 mm*
Maximum zoom scan spatial resolution, normal to phantom surface	uniform grid: $\Delta z_{Zoom}(n)$	≤ 5 mm	3 – 4 GHz: ≤ 4 mm 4 – 5 GHz: ≤ 3 mm 5 – 6 GHz: ≤ 2 mm
	graded grid	$\Delta z_{Zoom}(1)$: between 1 st two points closest to phantom surface	≤ 4 mm
		$\Delta z_{Zoom}(n>1)$: between subsequent points	$\leq 1.5 \cdot \Delta z_{Zoom}(n-1)$
Minimum zoom scan volume	x, y, z	≥ 30 mm	3 – 4 GHz: ≥ 28 mm 4 – 5 GHz: ≥ 25 mm 5 – 6 GHz: ≥ 22 mm
Note: δ is the penetration depth of a plane-wave at normal incidence to the tissue medium; see draft standard IEEE P1528-2011 for details. * When zoom scan is required and the <i>reported</i> SAR from the <i>area scan based 1-g SAR estimation</i> procedures of KDB 447498 is ≤ 1.4 W/kg, ≤ 8 mm, ≤ 7 mm and ≤ 5 mm zoom scan resolution may be applied, respectively, for 2 GHz to 3 GHz, 3 GHz to 4 GHz and 4 GHz to 6 GHz.			

9.5 Volume Scan Procedures

The volume scan is used to assess overlapping SAR distributions for antennas transmitting in different frequency bands. It is equivalent to an oversized zoom scan used in standalone measurements. The measurement volume will be used to enclose all the simultaneous transmitting antennas. For antennas transmitting simultaneously in different frequency bands, the volume scan is measured separately in each frequency band. In order to sum correctly to compute the 1g aggregate SAR, the EUT remain in the same test position for all measurements and all volume scan use the same spatial resolution and grid spacing. When all volume scan were completed, the software, SEMCAD postprocessor can combine and subsequently superpose these measurement data to calculating the multiband SAR.

9.6 Power Drift Monitoring

All SAR testing is under the EUT install full charged battery and transmit maximum output power. In DASy measurement software, the power reference measurement and power drift measurement procedures are used for monitoring the power drift of EUT during SAR test. Both these procedures measure the field at a specified reference position before and after the SAR testing. The software will calculate the field difference in dB. If the power drifts more than 5%, the SAR will be retested.



10. Test Equipment List

Manufacturer	Name of Equipment	Type/Model	Serial Number	Calibration	
				Last Cal.	Due Date
SPEAG	750MHz System Validation Kit	D750V3	1087	2019/3/27	2020/3/26
SPEAG	835MHz System Validation Kit	D835V2	4d151	2019/3/27	2020/3/26
SPEAG	1750MHz System Validation Kit	D1750V2	1090	2019/3/27	2020/3/26
SPEAG	1900MHz System Validation Kit	D1900V2	5d170	2019/3/26	2020/3/25
SPEAG	2300MHz System Validation Kit	D2300V2	1006	2019/1/28	2020/1/27
SPEAG	2450MHz System Validation Kit	D2450V2	908	2019/3/25	2020/3/24
SPEAG	2600MHz System Validation Kit	D2600V2	1061	2018/12/7	2019/12/6
SPEAG	5000MHz System Validation Kit	D5GHzV2	1113	2019/9/24	2020/9/23
SPEAG	Data Acquisition Electronics	DAE4	1210	2019/7/23	2020/7/22
SPEAG	Dosimetric E-Field Probe	EX3DV4	3857	2019/5/27	2020/5/26
SPEAG	SAM Twin Phantom	QD 000 P40 CB	TP-1697	NCR	NCR
SPEAG	Phone Positioner	N/A	N/A	NCR	NCR
Anritsu	Radio Communication Analyzer	MT8821C	6201432831	2019/4/17	2020/4/16
Agilent	Wireless Communication Test Set	E5515C	MY52102706	2019/4/17	2020/4/16
Agilent	ENA Series Network Analyzer	E5071C	MY46111157	2019/4/17	2020/4/16
SPEAG	Dielectric Probe Kit	DAK-3.5	1071	2019/10/28	2020/10/27
Anritsu	Vector Signal Generator	MG3710A	6201682672	2019/1/14	2020/1/13
Rohde & Schwarz	Power Meter	NRVD	102081	2019/8/15	2020/8/14
Rohde & Schwarz	Power Sensor	NRV-Z5	100538	2019/8/14	2020/8/13
Rohde & Schwarz	Power Sensor	NRV-Z5	100539	2019/8/14	2020/8/13
R&S	CBT BLUETOOTH TESTER	CBT	101641	2019/1/14	2020/1/13
EXA	Spectrum Analyzer	FSV7	101631	2019/1/14	2020/1/13
Testo	Hygrometer	608-H1	1241332088	2019/1/11	2020/1/10
FLUKE	DIGITAC THERMOMETER	51II	97240029	2019/8/15	2020/8/14
ARRA	Power Divider	A3200-2	N/A	Note	
MCL	Attenuation1	BW-S10W5+	N/A	Note	
MCL	Attenuation2	BW-S10W5+	N/A	Note	
MCL	Attenuation3	BW-S10W5+	N/A	Note	
Agilent	Dual Directional Coupler	778D	20500	Note	
Agilent	Dual Directional Coupler	11691D	MY48151020	Note	
BONN	POWER AMPLIFIER	BLMA 0830-3	087193A	Note	
BONN	POWER AMPLIFIER	BLMA 2060-2	087193B	Note	

Note: Prior to system verification and validation, the path loss from the signal generator to the system check source and the power meter, which includes the amplifier, cable, attenuator and directional coupler, was measured by the network analyzer. The reading of the power meter was offset by the path loss difference between the path to the power meter and the path to the system check source to monitor the actual power level fed to the system check

11. System Verification

11.1 Tissue Simulating Liquids

For the measurement of the field distribution inside the SAM phantom with DASY, the phantom must be filled with around 25 liters of homogeneous body tissue simulating liquid. For head SAR testing, the liquid height from the ear reference point (ERP) of the phantom to the liquid top surface is larger than 15 cm, which is shown in Fig. 11.1. For body SAR testing, the liquid height from the center of the flat phantom to the liquid top surface is larger than 15 cm, which is shown in Fig. 11.2.




Fig 11.1 Photo of Liquid Height for Head SAR




Fig 11.2 Photo of Liquid Height for Body SAR



11.2 Tissue Verification

The following tissue formulations are provided for reference only as some of the parameters have not been thoroughly verified. The composition of ingredients may be modified accordingly to achieve the desired target tissue parameters required for routine SAR evaluation.

Frequency (MHz)	Water (%)	Sugar (%)	Cellulose (%)	Salt (%)	Preventol (%)	DGBE (%)	Conductivity (σ)	Permittivity (ϵ_r)
For Head								
750	41.1	57.0	0.2	1.4	0.2	0	0.89	41.9
835	40.3	57.9	0.2	1.4	0.2	0	0.90	41.5
1800, 1900, 2000	55.2	0	0	0.3	0	44.5	1.40	40.0
2450	55.0	0	0	0	0	45.0	1.80	39.2
2600	54.8	0	0	0.1	0	45.1	1.96	39.0

Simulating Liquid for 5GHz, Manufactured by SPEAG

Ingredients	(% by weight)
Water	64~78%
Mineral oil	11~18%
Emulsifiers	9~15%
Additives and Salt	2~3%

<Tissue Dielectric Parameter Check Results>

Frequency (MHz)	Tissue Type	Liquid Temp. (°C)	Conductivity (σ)	Permittivity (ϵ_r)	Conductivity Target (σ)	Permittivity Target (ϵ_r)	Delta (σ) (%)	Delta (ϵ_r) (%)	Limit (%)	Date
750	Head	22.6	0.896	41.730	0.89	41.90	0.67	-0.41	±5	2019/11/17
750	Head	22.6	0.910	41.892	0.89	41.90	2.25	-0.02	±5	2019/12/5
835	Head	22.6	0.929	42.217	0.90	41.50	3.22	1.73	±5	2019/11/19
1750	Head	22.7	1.381	39.695	1.37	40.10	0.80	-1.01	±5	2019/11/23
1900	Head	22.7	1.426	38.376	1.40	40.00	1.86	-4.06	±5	2019/11/26
2300	Head	22.8	1.692	41.398	1.67	39.50	1.32	4.81	±5	2019/11/29
2450	Head	22.8	1.757	40.039	1.80	39.20	-2.39	2.14	±5	2019/12/3
2600	Head	22.9	1.873	39.651	1.96	39.00	-4.44	1.67	±5	2019/11/30
5250	Head	22.9	4.595	36.400	4.71	35.90	-2.44	1.39	±5	2019/12/4
5600	Head	22.9	4.984	35.824	5.07	35.50	-1.70	0.91	±5	2019/12/4
5750	Head	22.9	5.160	35.569	5.22	35.40	-1.15	0.48	±5	2019/12/4

11.3 System Performance Check Results

Comparing to the original SAR value provided by SPEAG, the verification data should be within its specification of 10 %. Below table shows the target SAR and measured SAR after normalized to 1W input power. The table below indicates the system performance check can meet the variation criterion and the plots can be referred to Appendix A of this report.

<1g SAR>

Date	Frequency (MHz)	Tissue Type	Input Power (mW)	Dipole S/N	Probe S/N	DAE S/N	Measured 1g SAR (W/kg)	Targeted 1g SAR (W/kg)	Normalized 1g SAR (W/kg)	Deviation (%)
2019/11/17	750	Head	250	1087	3857	1210	2.18	8.36	8.72	4.31
2019/12/5	750	Head	250	1087	3857	1210	2.19	8.36	8.76	4.78
2019/11/19	835	Head	250	4d151	3857	1210	2.45	9.30	9.8	5.38
2019/11/23	1750	Head	250	1090	3857	1210	9.79	36.40	39.16	7.58
2019/11/26	1900	Head	250	5d170	3857	1210	9.35	39.00	37.4	-4.10
2019/11/29	2300	Head	250	1006	3857	1210	12.30	48.70	49.2	1.03
2019/12/3	2450	Head	250	908	3857	1210	12.70	52.80	50.8	-3.79
2019/11/30	2600	Head	250	1061	3857	1210	13.50	57.70	54	-6.41
2019/12/4	5250	Head	100	1113	3857	1210	8.76	80.50	87.6	8.82
2019/12/4	5600	Head	100	1113	3857	1210	8.52	83.40	85.2	2.16
2019/12/4	5750	Head	100	1113	3857	1210	8.11	80.00	81.1	1.37

<10g SAR>

Date	Frequency (MHz)	Tissue Type	Input Power (mW)	Dipole S/N	Probe S/N	DAE S/N	Measured 10g SAR (W/kg)	Targeted 10g SAR (W/kg)	Normalized 10g SAR (W/kg)	Deviation (%)
2019/11/19	835	Head	250	4d151	3857	1210	1.58	6.16	6.32	2.60
2019/11/23	1750	Head	250	1090	3857	1210	5.08	19.20	20.32	5.83
2019/11/26	1900	Head	250	5d170	3857	1210	5.00	20.30	20	-1.48
2019/11/29	2300	Head	250	1006	3857	1210	5.77	23.20	23.08	-0.52
2019/12/3	2450	Head	250	908	3857	1210	6.29	24.20	25.16	3.97
2019/11/30	2600	Head	250	1061	3857	1210	6.46	25.90	25.84	-0.23
2019/12/4	5250	Head	100	1113	3857	1210	2.45	23.10	24.5	6.06
2019/12/4	5600	Head	100	1113	3857	1210	2.35	23.80	23.5	-1.26
2019/12/4	5750	Head	100	1113	3857	1210	2.34	22.80	23.4	2.63

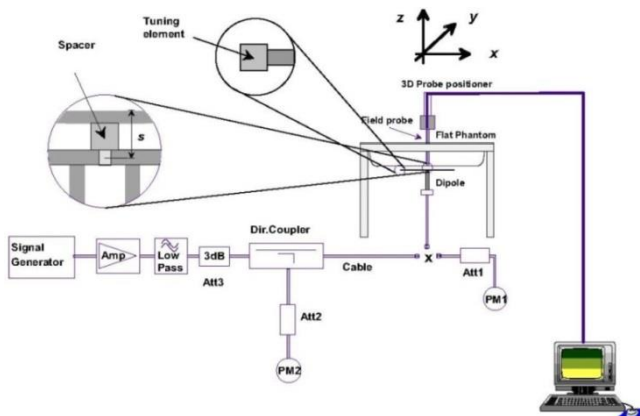


Fig 11.3.1 System Performance Check Setup



Fig 11.3.2 Setup Photo

12. RF Exposure Positions

12.1 Ear and handset reference point

Figure 12.1.1 shows the front, back, and side views of the SAM phantom. The center-of-mouth reference point is labeled “M,” the left ear reference point (ERP) is marked “LE,” and the right ERP is marked “RE.” Each ERP is 15 mm along the B-M (back-mouth) line behind the entrance-to-ear-canal (EEC) point, as shown in Figure 12.1.2 The Reference Plane is defined as passing through the two ear reference points and point M. The line N-F (neck-front), also called the reference pivoting line, is normal to the Reference Plane and perpendicular to both a line passing through RE and LE and the B-M line (see Figure 12.1.3). Both N-F and B-M lines should be marked on the exterior of the phantom shell to facilitate handset positioning. Posterior to the N-F line the ear shape is a flat surface with 6 mm thickness at each ERP, and forward of the N-F line the ear is truncated, as illustrated in Figure 12.1.2. The ear truncation is introduced to preclude the ear lobe from interfering with handset tilt, which could lead to unstable positioning at the cheek.

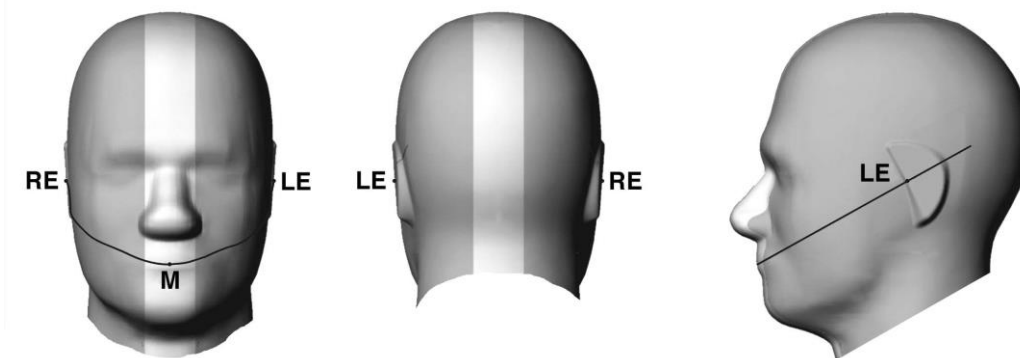


Fig 12.1.1 Front, back, and side views of SAM twin phantom

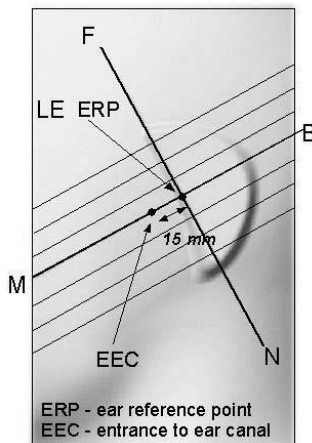


Fig 12.1.2 Close-up side view of phantom showing the ear region.

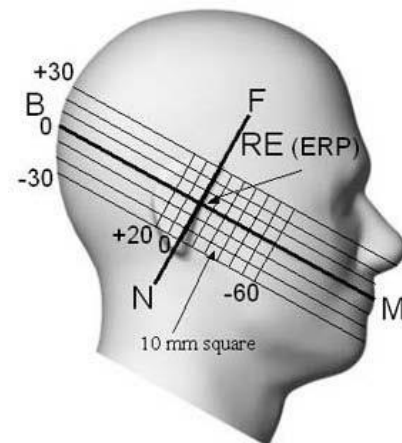


Fig 12.1.3 Side view of the phantom showing relevant markings and seven cross-sectional plane locations

12.2 Definition of the cheek position

1. Ready the handset for talk operation, if necessary. For example, for handsets with a cover piece (flip cover), open the cover. If the handset can transmit with the cover closed, both configurations must be tested.
2. Define two imaginary lines on the handset—the vertical centerline and the horizontal line. The vertical centerline passes through two points on the front side of the handset—the midpoint of the width w_t of the handset at the level of the acoustic output (point A in Figure 12.2.1 and Figure 12.2.2), and the midpoint of the width w_b of the bottom of the handset (point B). The horizontal line is perpendicular to the vertical centerline and passes through the center of the acoustic output (see Figure 12.2.1). The two lines intersect at point A. Note that for many handsets, point A coincides with the center of the acoustic output; however, the acoustic output may be located elsewhere on the horizontal line. Also note that the vertical centerline is not necessarily parallel to the front face of the handset (see Figure 12.2.2), especially for clamshell handsets, handsets with flip covers, and other irregularly-shaped handsets.
3. Position the handset close to the surface of the phantom such that point A is on the (virtual) extension of the line passing through points RE and LE on the phantom (see Figure 12.2.3), such that the plane defined by the vertical centerline and the horizontal line of the handset is approximately parallel to the sagittal plane of the phantom.
4. Translate the handset towards the phantom along the line passing through RE and LE until handset point A touches the pinna at the ERP.
5. While maintaining the handset in this plane, rotate it around the LE-RE line until the vertical centerline is in the plane normal to the plane containing B-M and N-F lines, i.e., the Reference Plane.
6. Rotate the handset around the vertical centerline until the handset (horizontal line) is parallel to the N-F line.
7. While maintaining the vertical centerline in the Reference Plane, keeping point A on the line passing through RE and LE, and maintaining the handset contact with the pinna, rotate the handset about the N-F line until any point on the handset is in contact with a phantom point below the pinna on the cheek. See Figure 12.2.3. The actual rotation angles should be documented in the test report.

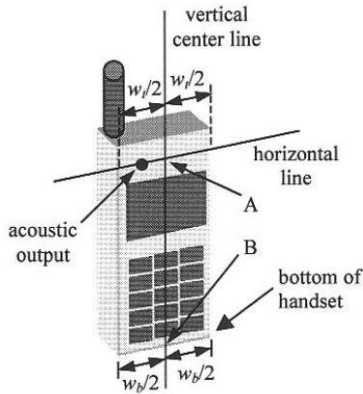


Fig 12.2.1 Handset vertical and horizontal reference lines—“fixed case”

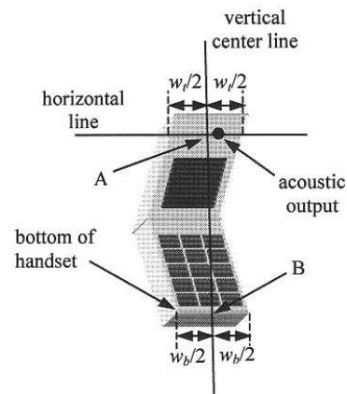


Fig 12.2.2 Handset vertical and horizontal reference lines—“clam-shell case”




Fig 12.2.3 cheek or touch position. The reference points for the right ear (RE), left ear (LE), and mouth (M), which establish the Reference Plane for handset positioning, are indicated.

12.3 Definition of the tilt position

1. Ready the handset for talk operation, if necessary. For example, for handsets with a cover piece (flip cover), open the cover. If the handset can transmit with the cover closed, both configurations must be tested.
2. While maintaining the orientation of the handset, move the handset away from the pinna along the line passing through RE and LE far enough to allow a rotation of the handset away from the cheek by 15°.
3. Rotate the handset around the horizontal line by 15°.
4. While maintaining the orientation of the handset, move the handset towards the phantom on the line passing through RE and LE until any part of the handset touches the ear. The tilt position is obtained when the contact point is on the pinna. See Figure 12.3.1. If contact occurs at any location other than the pinna, e.g., the antenna at the back of the phantom head, the angle of the handset should be reduced. In this case, the tilt position is obtained if any point on the handset is in contact with the pinna and a second point

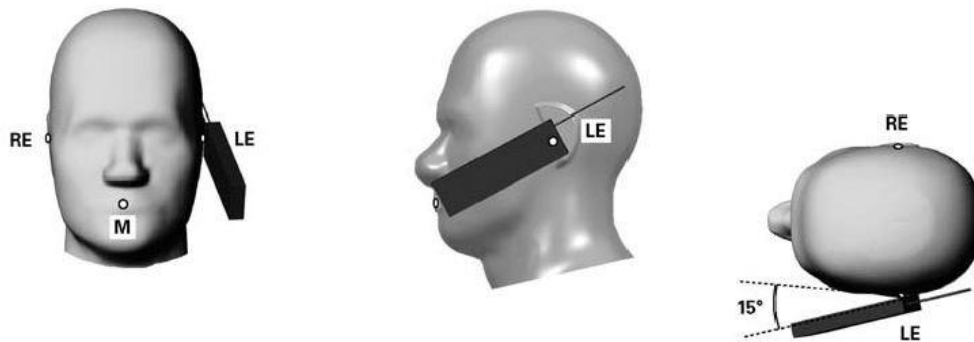


Fig 12.3.1 Tilt position. The reference points for the right ear (RE), left ear (LE), and mouth (M), which define the Reference Plane for handset positioning, are indicated.

12.4 Body Worn Accessory

Body-worn operating configurations are tested with the belt-clips and holsters attached to the device and positioned against a flat phantom in a normal use configuration (see Figure 12.4). Per KDB648474 D04v01r03, body-worn accessory exposure is typically related to voice mode operations when handsets are carried in body-worn accessories. The body-worn accessory procedures in FCC KDB 447498 D01v06 should be used to test for body-worn accessory SAR compliance, without a headset connected to it. This enables the test results for such configuration to be compatible with that required for hotspot mode when the body-worn accessory test separation distance is greater than or equal to that required for hotspot mode, when applicable. When the reported SAR for body-worn accessory, measured without a headset connected to the handset is $> 1.2 \text{ W/kg}$, the highest reported SAR configuration for that wireless mode and frequency band should be repeated for that body-worn accessory with a headset attached to the handset.

Accessories for body-worn operation configurations are divided into two categories: those that do not contain metallic components and those that do contain metallic components. When multiple accessories that do not contain metallic components are supplied with the device, the device is tested with only the accessory that dictates the closest spacing to the body. Then multiple accessories that contain metallic components are tested with the device with each accessory. If multiple accessories share an identical metallic component (i.e. the same metallic belt-clip used with different holsters with no other metallic components) only the accessory that dictates the closest spacing to the body is tested.

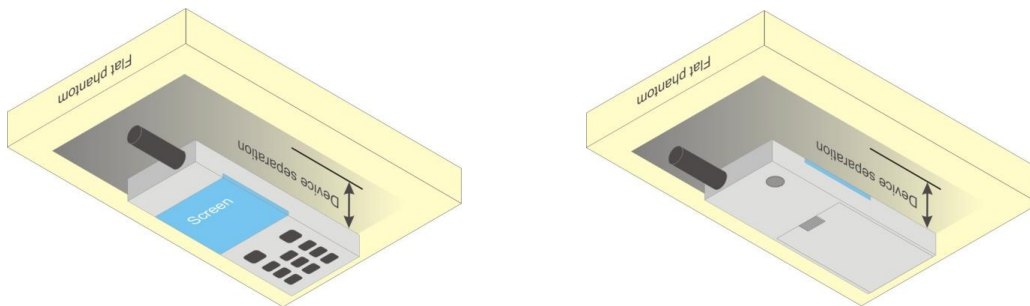


Fig 12.4 Body Worn Position



12.5 Product Specific 10g SAR Exposure

For smart phones with a display diagonal dimension > 15.0 cm or an overall diagonal dimension > 16.0 cm that provide similar mobile web access and multimedia support found in mini-tablets or UMPC mini-tablets that support voice calls next to the ear, According to KDB648474 D04v01r03, the following phablet procedures should be applied to evaluate SAR compliance for each applicable wireless modes and frequency band. Devices marketed as phablets, regardless of form factors and operating characteristics must be tested as a phablet to determine SAR compliance

1. The normally required head and body-worn accessory SAR test procedures for handsets, including hotspot mode, must be applied.
2. The UMPC mini-tablet procedures must also be applied to test the SAR of all surfaces and edges with an antenna located at ≤ 25 mm from that surface or edge, in direct contact with a flat phantom, for 10-g extremity SAR according to the body-equivalent tissue dielectric parameters in KDB 865664 to address interactive hand use exposure conditions.6 The UMPC mini-tablet 1-g SAR at 5 mm is not required. When hotspot mode applies, 10-g extremity SAR is required only for the surfaces and edges with hotspot mode 1-g reported SAR > 1.2 W/kg.

12.6 Wireless Router

Some battery-operated handsets have the capability to transmit and receive user through simultaneous transmission of WIFI simultaneously with a separate licensed transmitter. The FCC has provided guidance in FCC KDB Publication 941225 D06 v02r01 where SAR test considerations for handsets ($L \times W \geq 9 \text{ cm} \times 5 \text{ cm}$) are based on a composite test separation distance of 10mm from the front, back and edges of the device containing transmitting antennas within 2.5cm of their edges, determined from general mixed use conditions for this type of devices. Since the hotspot SAR results may overlap with the body-worn accessory SAR requirements, the more conservative configurations can be considered, thus excluding some body-worn accessory SAR tests.

When the user enables the personal wireless router functions for the handset, actual operations include simultaneous transmission of both the WIFI transmitter and another licensed transmitter. Both transmitters often do not transmit at the same transmitting frequency and thus cannot be evaluated for SAR under actual use conditions due to the limitations of the SAR assessment probes. Therefore, SAR must be evaluated for each frequency transmission and mode separately and spatially summed with the WIFI transmitter according to FCC KDB Publication 447498 D01v06 publication procedures. The "Portable Hotspot" feature on the handset was NOT activated during SAR assessments, to ensure the SAR measurements were evaluated for a single transmission frequency RF signal at a time.

13. Conducted RF Output Power (Unit: dBm)

<GSM Conducted Power>

- Per KDB 447498 D01v06, the maximum output power channel is used for SAR testing and for further SAR test reduction.
- Per KDB 941225 D01v03r01, for SAR test reduction for GSM / GPRS / EDGE modes is determined by the source-based time-averaged output power including tune-up tolerance. The mode with highest specified time-averaged output power should be tested for SAR compliance in the applicable exposure conditions. For modes with the same specified maximum output power and tolerance, the higher number time-slot configuration should be tested. Therefore, the GPRS 2Tx slots for GSM850 and the GPRS 4Tx slots for GSM1900 are considered as the primary mode.
- Other configurations of GSM / GPRS / EDGE are considered as secondary modes. The 3G SAR test reduction procedure is applied, when the maximum output power and tune-up tolerance specified for production units in a secondary mode is $\leq \frac{1}{4}$ dB higher than the primary mode, SAR measurement is not required for the secondary mode.

<Full Power Mode>

GSM850 Tx Channel	Burst Average Power (dBm)			Tune-up Limit (dBm)	Frame-Average Power (dBm)			Tune-up Limit (dBm)
	128	189	251		128	189	251	
Frequency (MHz)	824.2	836.4	848.8		824.2	836.4	848.8	
GSM 1 Tx slot	32.47	32.49	32.46	33.50	23.47	23.49	23.46	24.50
GPRS 1 Tx slot	32.46	32.48	32.45	33.50	23.46	23.48	23.45	24.50
GPRS 2 Tx slots	31.53	31.30	31.33	32.50	25.53	25.30	25.33	26.50
GPRS 3 Tx slots	29.84	29.65	29.68	30.50	25.58	25.39	25.42	26.24
GPRS 4 Tx slots	27.97	28.04	28.14	29.00	24.97	25.04	25.14	26.00
EDGE 1 Tx slot	25.87	25.74	25.72	26.50	16.87	16.74	16.72	17.50
EDGE 2 Tx slots	24.64	24.58	24.59	25.50	18.64	18.58	18.59	19.50
EDGE 3 Tx slots	23.03	23.09	23.01	24.00	18.77	18.83	18.75	19.74
EDGE 4 Tx slots	21.45	21.39	21.35	22.50	18.45	18.39	18.35	19.50
GSM1900								
	Burst Average Power (dBm)			Tune-up Limit (dBm)	Frame-Average Power (dBm)			Tune-up Limit (dBm)
Tx Channel	512	661	810		512	661	810	
Frequency (MHz)	1850.2	1880	1909.8		1850.2	1880	1909.8	
GSM 1 Tx slot	29.40	29.41	29.31	30.50	20.40	20.41	20.31	21.50
GPRS 1 Tx slot	29.41	29.42	29.32	30.50	20.41	20.42	20.32	21.50
GPRS 2 Tx slots	28.52	28.38	28.32	29.50	22.52	22.38	22.32	23.50
GPRS 3 Tx slots	26.78	26.82	26.81	27.50	22.52	22.56	22.55	23.24
GPRS 4 Tx slots	25.36	25.23	25.12	26.50	22.36	22.23	22.12	23.50
EDGE 1 Tx slot	25.09	25.08	24.99	26.00	16.09	16.08	15.99	17.00
EDGE 2 Tx slots	24.07	23.94	23.98	25.00	18.07	17.94	17.98	19.00
EDGE 3 Tx slots	22.30	22.19	22.26	23.50	18.04	17.93	18.00	19.24
EDGE 4 Tx slots	20.68	20.60	20.61	21.50	17.68	17.60	17.61	18.50

Remark: The frame-averaged power is linearly scaled the maximum burst averaged power over 8 time slots.

The calculated method are shown as below:

Frame-averaged power = Maximum burst averaged power (1 Tx Slot) - 9 dB

Frame-averaged power = Maximum burst averaged power (2 Tx Slots) - 6 dB

Frame-averaged power = Maximum burst averaged power (3 Tx Slots) - 4.26 dB

Frame-averaged power = Maximum burst averaged power (4 Tx Slots) - 3 dB

<Reduced Power Mode for P-Sensor On >

GSM850	Burst Average Power (dBm)			Tune-up Limit (dBm)	Frame-Average Power (dBm)			Tune-up Limit (dBm)
	Tx Channel	128	189		251	128	189	
Frequency (MHz)	824.2	836.4	848.8		824.2	836.4	848.8	
GSM 1 Tx slot	31.55	31.57	31.59	32.50	22.55	22.57	22.59	23.50
GPRS 1 Tx slot	31.56	31.58	31.60	32.50	22.56	22.58	22.60	23.50
GPRS 2 Tx slots	30.66	30.59	30.65	31.50	24.66	24.59	24.65	25.50
GPRS 3 Tx slots	28.77	28.74	28.82	29.50	24.51	24.48	24.56	25.24
GPRS 4 Tx slots	27.05	27.10	27.14	28.00	24.05	24.10	24.14	25.00
EDGE 1 Tx slot	24.80	24.84	24.77	25.50	15.80	15.84	15.77	16.50
EDGE 2 Tx slots	23.90	23.81	23.76	24.50	17.90	17.81	17.76	18.50
EDGE 3 Tx slots	22.26	22.13	22.15	23.00	18.00	17.87	17.89	18.74
EDGE 4 Tx slots	20.73	20.67	20.58	21.50	17.73	17.67	17.58	18.50
GSM1900	Burst Average Power (dBm)			Tune-up Limit (dBm)	Frame-Average Power (dBm)			Tune-up Limit (dBm)
Tx Channel	512	661	810		512	661	810	
Frequency (MHz)	1850.2	1880	1909.8		1850.2	1880	1909.8	
GSM 1 Tx slot	24.11	24.09	24.12	25.50	15.11	15.09	15.12	16.50
GPRS 1 Tx slot	24.13	24.11	24.14	25.50	15.13	15.11	15.14	16.50
GPRS 2 Tx slots	23.08	23.03	23.10	24.50	17.08	17.03	17.10	18.50
GPRS 3 Tx slots	21.41	21.29	21.47	22.50	17.15	17.03	17.21	18.24
GPRS 4 Tx slots	19.84	19.70	19.83	21.50	16.84	16.70	16.83	18.50
EDGE 1 Tx slot	20.27	20.03	20.15	21.00	11.27	11.03	11.15	12.00
EDGE 2 Tx slots	18.77	18.47	18.61	20.00	12.77	12.47	12.61	14.00
EDGE 3 Tx slots	17.08	16.96	16.97	18.50	12.82	12.70	12.71	14.24
EDGE 4 Tx slots	15.75	15.76	15.74	16.50	12.75	12.76	12.74	13.50

Remark: The frame-averaged power is linearly scaled the maximum burst averaged power over 8 time slots.

The calculated method are shown as below:

- Frame-averaged power = Maximum burst averaged power (1 Tx Slot) - 9 dB
- Frame-averaged power = Maximum burst averaged power (2 Tx Slots) - 6 dB
- Frame-averaged power = Maximum burst averaged power (3 Tx Slots) - 4.26 dB
- Frame-averaged power = Maximum burst averaged power (4 Tx Slots) - 3 dB



<Reduced Power Mode for Hotspot On>

GSM850	Burst Average Power (dBm)			Tune-up Limit (dBm)	Frame-Average Power (dBm)			Tune-up Limit (dBm)
	Tx Channel	128	189		251	128	189	
Frequency (MHz)	824.2	836.4	848.8		824.2	836.4	848.8	
GSM 1 Tx slot	31.55	31.57	31.59	32.50	22.55	22.57	22.59	23.50
GPRS 1 Tx slot	31.56	31.58	31.60	32.50	22.56	22.58	22.60	23.50
GPRS 2 Tx slots	30.66	30.59	30.65	31.50	24.66	24.59	24.65	25.50
GPRS 3 Tx slots	28.77	28.74	28.82	29.50	24.51	24.48	24.56	25.24
GPRS 4 Tx slots	27.05	27.10	27.14	28.00	24.05	24.10	24.14	25.00
EDGE 1 Tx slot	24.80	24.84	24.77	25.50	15.80	15.84	15.77	16.50
EDGE 2 Tx slots	23.90	23.81	23.76	24.50	17.90	17.81	17.76	18.50
EDGE 3 Tx slots	22.26	22.13	22.15	23.00	18.00	17.87	17.89	18.74
EDGE 4 Tx slots	20.73	20.67	20.58	21.50	17.73	17.67	17.58	18.50
GSM1900	Burst Average Power (dBm)			Tune-up Limit (dBm)	Frame-Average Power (dBm)			Tune-up Limit (dBm)
Tx Channel	512	661	810		512	661	810	
Frequency (MHz)	1850.2	1880	1909.8		1850.2	1880	1909.8	
GSM 1 Tx slot	23.10	23.02	23.16	24.00	14.10	14.02	14.16	15.00
GPRS 1 Tx slot	23.15	23.10	23.20	24.00	14.15	14.10	14.20	15.00
GPRS 2 Tx slots	22.08	21.97	22.02	23.00	16.08	15.97	16.02	17.00
GPRS 3 Tx slots	20.42	20.34	20.46	21.00	16.16	16.08	16.20	16.74
GPRS 4 Tx slots	18.74	18.71	18.73	20.00	15.74	15.71	15.73	17.00
EDGE 1 Tx slot	19.13	19.05	19.12	19.50	10.13	10.05	10.12	10.50
EDGE 2 Tx slots	17.65	17.59	17.55	18.50	11.65	11.59	11.55	12.50
EDGE 3 Tx slots	16.01	16.03	15.98	17.00	11.75	11.77	11.72	12.74
EDGE 4 Tx slots	14.58	14.47	14.52	15.00	11.58	11.47	11.52	12.00

Remark: The frame-averaged power is linearly scaled the maximum burst averaged power over 8 time slots.
 The calculated method are shown as below:
 Frame-averaged power = Maximum burst averaged power (1 Tx Slot) - 9 dB
 Frame-averaged power = Maximum burst averaged power (2 Tx Slots) - 6 dB
 Frame-averaged power = Maximum burst averaged power (3 Tx Slots) - 4.26 dB
 Frame-averaged power = Maximum burst averaged power (4 Tx Slots) - 3 dB

<Reduced Power Mode for Handheld On>

GSM1900 Tx Channel	Burst Average Power (dBm)			Tune-up Limit (dBm)	Frame-Average Power (dBm)			Tune-up Limit (dBm)
	512	661	810		512	661	810	
Frequency (MHz)	1850.2	1880	1909.8		1850.2	1880	1909.8	
GSM 1 Tx slot	28.66	28.59	28.55	29.00	19.66	19.59	19.55	20.00
GPRS 1 Tx slot	28.67	28.60	28.56	29.00	19.67	19.60	19.56	20.00
GPRS 2 Tx slots	27.62	27.58	27.56	28.00	21.62	21.58	21.56	22.00
GPRS 3 Tx slots	25.97	25.85	25.97	26.00	21.71	21.59	21.71	21.74
GPRS 4 Tx slots	24.36	24.26	24.30	25.00	21.36	21.26	21.30	22.00
EDGE 1 Tx slot	24.45	24.34	24.36	24.50	15.45	15.34	15.36	15.50
EDGE 2 Tx slots	23.33	23.17	23.23	23.50	17.33	17.17	17.23	17.50
EDGE 3 Tx slots	21.67	21.53	21.60	22.00	17.41	17.27	17.34	17.74
EDGE 4 Tx slots	19.94	19.96	19.89	20.00	16.94	16.96	16.89	17.00

Remark: The frame-averaged power is linearly scaled the maximum burst averaged power over 8 time slots.
The calculated method are shown as below:

- Frame-averaged power = Maximum burst averaged power (1 Tx Slot) - 9 dB
- Frame-averaged power = Maximum burst averaged power (2 Tx Slots) - 6 dB
- Frame-averaged power = Maximum burst averaged power (3 Tx Slots) - 4.26 dB
- Frame-averaged power = Maximum burst averaged power (4 Tx Slots) - 3 dB

<WCDMA Conducted Power>

1. The following tests were conducted according to the test requirements outlines in 3GPP TS 34.121 specification.
2. The procedures in KDB 941225 D01v03r01 are applied for 3GPP Rel. 6 HSPA to configure the device in the required sub-test mode(s) to determine SAR test exclusion.
3. For DC-HSDPA, the device was configured according to the H-Set 12, Fixed Reference Channel (FRC) configuration in Table C.8.1.12 of 3GPP TS 34.121-1, with the primary and the secondary serving HS-DSCH Cell enabled during the power measurement.

A summary of these settings are illustrated below:

HSDPA Setup Configuration:

- a. The EUT was connected to Base Station Agilent E5515C referred to the Setup Configuration.
- b. The RF path losses were compensated into the measurements.
- c. A call was established between EUT and Base Station with following setting:
 - i. Set Gain Factors (β_c and β_d) and parameters were set according to each
 - ii. Specific sub-test in the following table, C10.1.4, quoted from the TS 34.121
 - iii. Set RMC 12.2Kbps + HSDPA mode.
 - iv. Set Cell Power = -86 dBm
 - v. Set HS-DSCH Configuration Type to FRC (H-set 1, QPSK)
 - vi. Select HSDPA Uplink Parameters
 - vii. Set Delta ACK, Delta NACK and Delta CQI = 8
 - viii. Set Ack-Nack Repetition Factor to 3
 - ix. Set CQI Feedback Cycle (k) to 4 ms
 - x. Set CQI Repetition Factor to 2
 - xi. Power Ctrl Mode = All Up bits
- d. The transmitted maximum output power was recorded.

Table C.10.1.4: β values for transmitter characteristics tests with HS-DPCCH

Sub-test	β_c	β_d	β_d (SF)	β_c/β_d	β_{HS} (Note 1, Note 2)	CM (dB) (Note 3)	MPR (dB) (Note 3)
1	2/15	15/15	64	2/15	4/15	0.0	0.0
2	12/15 (Note 4)	15/15 (Note 4)	64	12/15 (Note 4)	24/15	1.0	0.0
3	15/15	8/15	64	15/8	30/15	1.5	0.5
4	15/15	4/15	64	15/4	30/15	1.5	0.5

Note 1: $\Delta_{ACK}, \Delta_{NACK}$ and $\Delta_{CQI} = 30/15$ with $\beta_{HS} = 30/15 * \beta_c$.

Note 2: For the HS-DPCCH power mask requirement test in clause 5.2C, 5.7A, and the Error Vector Magnitude (EVM) with HS-DPCCH test in clause 5.13.1A, and HSDPA EVM with phase discontinuity in clause 5.13.1AA, Δ_{ACK} and $\Delta_{NACK} = 30/15$ with $\beta_{HS} = 30/15 * \beta_c$, and $\Delta_{CQI} = 24/15$ with $\beta_{HS} = 24/15 * \beta_c$.

Note 3: CM = 1 for $\beta_c/\beta_d = 12/15, \beta_{HS}/\beta_c = 24/15$. For all other combinations of DPDCCH, DPCCH and HS-DPCCH the MPR is based on the relative CM difference. This is applicable for only UEs that support HSDPA in release 6 and later releases.

Note 4: For subtest 2 the β_c/β_d ratio of 12/15 for the TFC during the measurement period (TF1, TF0) is achieved by setting the signalled gain factors for the reference TFC (TF1, TF1) to $\beta_c = 11/15$ and $\beta_d = 15/15$.

Setup Configuration

HSUPA Setup Configuration:

- a. The EUT was connected to Base Station Agilent E5515C referred to the Setup Configuration.
- b. The RF path losses were compensated into the measurements.
- c. A call was established between EUT and Base Station with following setting * :
 - i. Call Configs = 5.2B, 5.9B, 5.10B, and 5.13.2B with QPSK
 - ii. Set the Gain Factors (β_c and β_d) and parameters (AG Index) were set according to each specific sub-test in the following table, C11.1.3, quoted from the TS 34.121
 - iii. Set Cell Power = -86 dBm
 - iv. Set Channel Type = 12.2k + HSPA
 - v. Set UE Target Power
 - vi. Power Ctrl Mode= Alternating bits
 - vii. Set and observe the E-TFCI
 - viii. Confirm that E-TFCI is equal to the target E-TFCI of 75 for sub-test 1, and other subtest's E-TFCI
- d. The transmitted maximum output power was recorded.

Table C.11.1.3: β values for transmitter characteristics tests with HS-DPCCH and E-DCH

Sub-test	β_c	β_d	β_d (SF)	β_c/β_d	β_{HS} (Note1)	β_{ec}	β_{ed} (Note 4) (Note 5)	β_{ed} (SF)	β_{ed} (Codes)	CM (dB) (Note 2)	MPR (dB) (Note 2) (Note 6)	AG Index (Note 5)	E-TFCI
1	11/15 (Note 3)	15/15 (Note 3)	64	11/15 (Note 3)	22/15	209/25	1309/225	4	1	1.0	0.0	20	75
2	6/15	15/15	64	6/15	12/15	12/15	94/75	4	1	3.0	2.0	12	67
3	15/15	9/15	64	15/9	30/15	30/15	β_{ed1} : 47/15 β_{ed2} : 47/15	4 4	2	2.0	1.0	15	92
4	2/15	15/15	64	2/15	4/15	2/15	56/75	4	1	3.0	2.0	17	71
5	15/15	0	-	-	5/15	5/15	47/15	4	1	1.0	0.0	12	67

Note 1: For sub-test 1 to 4, Δ_{ACK} , Δ_{NACK} and $\Delta_{CQI} = 30/15$ with $\beta_{hs} = 30/15 * \beta_c$. For sub-test 5, Δ_{ACK} , Δ_{NACK} and $\Delta_{CQI} = 5/15$ with $\beta_{hs} = 5/15 * \beta_c$.

Note 2: CM = 1 for $\beta_c/\beta_d = 12/15$, $\beta_{hs}/\beta_c = 24/15$. For all other combinations of DPDCH, DPCCH, HS- DPCCH, E-DPDCH and E-DPCCH the MPR is based on the relative CM difference.

Note 3: For subtest 1 the β_c/β_d ratio of 11/15 for the TFC during the measurement period (TF1, TF0) is achieved by setting the signalled gain factors for the reference TFC (TF1, TF1) to $\beta_c = 10/15$ and $\beta_d = 15/15$.

Note 4: In case of testing by UE using E-DPDCH Physical Layer category 1, Sub-test 3 is omitted according to TS25.306 Table 5.1g.

Note 5: β_{ed} can not be set directly; it is set by Absolute Grant Value.

Note 6: For subtests 2, 3 and 4, UE may perform E-DPDCH power scaling at max power which could results in slightly smaller MPR values.

Setup Configuration

DC-HSDPA 3GPP release 8 Setup Configuration:

- a. The EUT was connected to Base Station referred to the Setup Configuration below
- b. The RF path losses were compensated into the measurements.
- c. A call was established between EUT and Base Station with following setting:
 - i. Set RMC 12.2Kbps + HSDPA mode.
 - ii. Set Cell Power = -25 dBm
 - iii. Set HS-DSCH Configuration Type to FRC (H-set 12, QPSK)
 - iv. Select HSDPA Uplink Parameters
 - v. Set Gain Factors (β_c and β_d) and parameters were set according to each Specific sub-test in the following table, C10.1.4, quoted from the TS 34.121
 - a). Subtest 1: $\beta_c/\beta_d=2/15$
 - b). Subtest 2: $\beta_c/\beta_d=12/15$
 - c). Subtest 3: $\beta_c/\beta_d=15/8$
 - d). Subtest 4: $\beta_c/\beta_d=15/4$
 - vi. Set Delta ACK, Delta NACK and Delta CQI = 8
 - vii. Set Ack-Nack Repetition Factor to 3
 - viii. Set CQI Feedback Cycle (k) to 4 ms
 - ix. Set CQI Repetition Factor to 2
 - x. Power Ctrl Mode = All Up bits
- d. The transmitted maximum output power was recorded.

The following tests were conducted according to the test requirements outlines in 3GPP TS 34.121 specification. A summary of these settings are illustrated below:

C.8.1.12 Fixed Reference Channel Definition H-Set 12

Table C.8.1.12: Fixed Reference Channel H-Set 12

Parameter	Unit	Value
Nominal Avg. Inf. Bit Rate	kbps	60
Inter-TTI Distance	TTI's	1
Number of HARQ Processes	Processes	6
Information Bit Payload (N_{INF})	Bits	120
Number Code Blocks	Blocks	1
Binary Channel Bits Per TTI	Bits	960
Total Available SML's in UE	SML's	19200
Number of SML's per HARQ Proc.	SML's	3200
Coding Rate		0.15
Number of Physical Channel Codes	Codes	1
Modulation		QPSK
Note 1: The RMC is intended to be used for DC-HSDPA mode and both cells shall transmit with identical parameters as listed in the table. Note 2: Maximum number of transmission is limited to 1, i.e., retransmission is not allowed. The redundancy and constellation version 0 shall be used.		

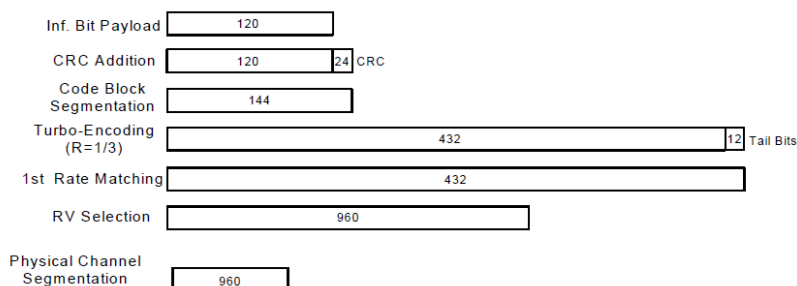


Figure C.8.19: Coding rate for Fixed reference Channel H-Set 12 (QPSK)

Setup Configuration



<WCDMA Conducted Power>

General Note:

1. Per KDB 941225 D01v03r01, for SAR testing is measured using a 12.2 kbps RMC with TPC bits configured to all "1's".
2. Per KDB 941225 D01v03r01, RMC 12.2kbps setting is used to evaluate SAR. The maximum output power and tune-up tolerance specified for production units in HSDPA / HSUPA / DC-HSDPA is $\leq \frac{1}{4}$ dB higher than RMC 12.2Kbps or when the highest reported SAR of the RMC12.2Kbps is scaled by the ratio of specified maximum output power and tune-up tolerance of HSDPA / HSUPA / DC-HSDPA to RMC12.2Kbps and the adjusted SAR is ≤ 1.2 W/kg, SAR measurement is not required for HSDPA / HSUPA / DC-HSDPA, and according to the following RF output power, the output power results of the secondary modes (HSDPA / HSUPA / DC-HSDPA) are less than $\frac{1}{4}$ dB higher than the primary modes; therefore, SAR measurement is not required for HSDPA / HSUPA / DC-HSDPA

<Full Power Mode>

Band		WCDMA Band II			Tune-up Limit (dBm)	WCDMA Band IV			Tune-up Limit (dBm)	WCDMA Band V			Tune-up Limit (dBm)
Tx Channel		9262	9400	9538		1312	1413	1513		4132	4182	4233	
Rx Channel		9662	9800	9938		1537	1638	1738		4357	4407	4458	
Frequency (MHz)		1852.4	1880	1907.6		1712.4	1732.6	1752.6		826.4	836.4	846.6	
3GPP Rel 99	AMR 12.2Kbps	23.52	23.26	23.20	24.00	23.53	23.47	23.67	24.00	23.41	23.42	23.45	24.00
3GPP Rel 99	RMC 12.2Kbps	23.53	23.27	23.21	24.00	23.54	23.48	23.68	24.00	23.42	23.44	23.46	24.00
3GPP Rel 6	HSDPA Subtest-1	22.54	22.26	22.19	23.00	22.46	22.42	22.66	23.00	22.58	22.55	22.56	23.00
3GPP Rel 6	HSDPA Subtest-2	22.55	22.29	22.20	23.00	22.47	22.43	22.63	23.00	22.61	22.57	22.59	23.00
3GPP Rel 6	HSDPA Subtest-3	22.07	21.80	21.73	22.50	21.97	21.92	22.18	22.50	22.05	22.08	22.15	22.50
3GPP Rel 6	HSDPA Subtest-4	22.04	21.75	21.71	22.50	21.99	21.94	22.15	22.50	22.08	21.97	22.10	22.50
3GPP Rel 8	DC-HSDPA Subtest-1	22.51	22.25	22.18	23.00	22.45	22.41	22.65	23.00	22.57	22.54	22.55	23.00
3GPP Rel 8	DC-HSDPA Subtest-2	22.48	22.28	22.16	23.00	22.46	22.42	22.61	23.00	22.59	22.55	22.58	23.00
3GPP Rel 8	DC-HSDPA Subtest-3	22.04	21.75	21.69	22.50	21.95	21.91	22.17	22.50	22.04	22.07	22.14	22.50
3GPP Rel 8	DC-HSDPA Subtest-4	22.01	21.74	21.68	22.50	21.98	21.92	22.14	22.50	22.07	21.96	22.09	22.50
3GPP Rel 6	HSUPA Subtest-1	22.49	22.25	22.13	23.00	22.48	22.44	22.59	23.00	22.54	22.51	22.53	23.00
3GPP Rel 6	HSUPA Subtest-2	20.52	20.25	20.13	21.00	20.51	20.49	20.64	21.00	20.55	20.59	20.54	21.00
3GPP Rel 6	HSUPA Subtest-3	21.50	21.27	21.15	22.00	21.48	21.46	21.60	22.00	21.51	21.52	21.62	22.00
3GPP Rel 6	HSUPA Subtest-4	20.53	20.27	20.18	21.00	20.51	20.46	20.65	21.00	20.57	20.52	20.58	21.00
3GPP Rel 6	HSUPA Subtest-5	22.50	22.30	22.10	23.00	22.50	22.47	22.69	23.00	22.50	22.50	22.60	23.00



<Reduced Power Mode for P-Sensor On>

Band		WCDMA Band II			Tune-up Limit (dBm)	WCDMA Band IV			Tune-up Limit (dBm)	WCDMA Band V			Tune-up Limit (dBm)
Tx Channel		9262	9400	9538		1312	1413	1513		4132	4182	4233	
Rx Channel		9662	9800	9938		1537	1638	1738		4357	4407	4458	
Frequency (MHz)		1852.4	1880	1907.6		1712.4	1732.6	1752.6		826.4	836.4	846.6	
3GPP Rel 99	AMR 12.2Kbps	15.74	15.50	15.48	16.50	16.13	16.11	16.15	17.00	22.92	22.91	23.04	23.50
3GPP Rel 99	RMC 12.2Kbps	15.76	15.52	15.51	16.50	16.15	16.13	16.20	17.00	22.93	22.94	23.06	23.50
3GPP Rel 6	HSDPA Subtest-1	14.69	14.53	14.56	15.50	14.62	14.89	15.02	16.00	22.07	22.04	22.16	22.50
3GPP Rel 6	HSDPA Subtest-2	14.75	14.30	14.57	15.50	14.63	14.93	15.07	16.00	22.04	21.76	22.21	22.50
3GPP Rel 6	HSDPA Subtest-3	14.21	13.92	14.21	15.00	14.34	14.38	14.56	15.50	21.53	21.59	21.68	22.00
3GPP Rel 6	HSDPA Subtest-4	14.09	13.94	14.05	15.00	14.28	14.41	14.55	15.50	21.57	21.58	21.67	22.00
3GPP Rel 8	DC-HSDPA Subtest-1	14.65	14.62	14.55	15.50	14.68	14.88	15.12	16.00	22.05	22.09	22.15	22.50
3GPP Rel 8	DC-HSDPA Subtest-2	14.71	14.58	14.56	15.50	14.61	14.85	14.98	16.00	22.01	22.01	22.09	22.50
3GPP Rel 8	DC-HSDPA Subtest-3	14.18	13.88	14.11	15.00	14.15	14.28	14.55	15.50	21.48	21.61	21.68	22.00
3GPP Rel 8	DC-HSDPA Subtest-4	14.09	13.98	14.15	15.00	14.21	14.35	14.61	15.50	21.35	21.58	21.71	22.00
3GPP Rel 6	HSUPA Subtest-1	13.87	13.86	13.77	15.50	15.19	15.14	15.44	16.00	22.07	22.06	22.14	22.50
3GPP Rel 6	HSUPA Subtest-2	11.81	11.78	11.68	13.50	13.21	13.11	13.43	14.00	20.09	20.01	20.14	20.50
3GPP Rel 6	HSUPA Subtest-3	12.79	12.89	12.69	14.50	14.19	14.16	14.42	15.00	21.11	21.01	21.14	21.50
3GPP Rel 6	HSUPA Subtest-4	11.65	11.76	11.51	13.50	13.21	13.11	13.42	14.00	20.03	20.06	20.16	20.50
3GPP Rel 6	HSUPA Subtest-5	13.80	13.90	13.60	15.50	15.20	15.10	15.40	16.00	22.00	22.00	22.20	22.50

<Reduced Power Mode for Hotspot On>

Band		WCDMA Band II			Tune-up Limit (dBm)	WCDMA Band IV			Tune-up Limit (dBm)	WCDMA Band V			Tune-up Limit (dBm)
Tx Channel		9262	9400	9538		1312	1413	1513		4132	4182	4233	
Rx Channel		9662	9800	9938		1537	1638	1738		4357	4407	4458	
Frequency (MHz)		1852.4	1880	1907.6		1712.4	1732.6	1752.6		826.4	836.4	846.6	
3GPP Rel 99	AMR 12.2Kbps	15.23	15.02	15.00	15.50	15.66	15.63	15.90	16.50	22.92	22.91	23.04	23.50
3GPP Rel 99	RMC 12.2Kbps	15.25	15.04	15.01	15.50	15.69	15.66	15.92	16.50	22.93	22.94	23.06	23.50
3GPP Rel 6	HSDPA Subtest-1	14.20	13.98	13.90	14.50	14.68	14.67	14.92	15.50	22.07	22.04	22.16	22.50
3GPP Rel 6	HSDPA Subtest-2	14.25	13.96	13.93	14.50	14.72	14.63	14.91	15.50	22.04	21.76	22.21	22.50
3GPP Rel 6	HSDPA Subtest-3	13.74	13.46	13.40	14.00	14.23	14.17	14.06	15.00	21.53	21.59	21.68	22.00
3GPP Rel 6	HSDPA Subtest-4	13.73	13.50	13.37	14.00	14.21	14.18	14.41	15.00	21.57	21.58	21.67	22.00
3GPP Rel 8	DC-HSDPA Subtest-1	14.21	13.88	13.85	14.50	14.65	14.70	14.89	15.50	22.05	22.09	22.15	22.50
3GPP Rel 8	DC-HSDPA Subtest-2	14.23	13.87	13.89	14.50	14.61	14.61	14.88	15.50	22.01	22.01	22.09	22.50
3GPP Rel 8	DC-HSDPA Subtest-3	13.68	13.51	13.25	14.00	14.21	14.19	14.21	15.00	21.48	21.61	21.68	22.00
3GPP Rel 8	DC-HSDPA Subtest-4	13.71	13.48	13.26	14.00	14.18	14.09	14.15	15.00	21.35	21.58	21.71	22.00
3GPP Rel 6	HSUPA Subtest-1	14.23	13.96	13.89	14.50	14.69	14.64	14.91	15.50	22.07	22.06	22.14	22.50
3GPP Rel 6	HSUPA Subtest-2	12.24	11.97	11.94	12.50	12.69	12.59	12.87	13.50	20.09	20.01	20.14	20.50
3GPP Rel 6	HSUPA Subtest-3	13.23	13.00	12.89	13.50	13.70	13.66	13.88	14.50	21.11	21.01	21.14	21.50
3GPP Rel 6	HSUPA Subtest-4	12.23	11.91	11.97	12.50	12.67	12.61	12.88	13.50	20.03	20.06	20.16	20.50
3GPP Rel 6	HSUPA Subtest-5	14.30	14.00	13.90	14.50	14.70	14.60	14.80	15.50	22.00	22.00	22.20	22.50

<Reduced Power Mode for Handheld On>

Band		WCDMA Band II			Tune-up Limit (dBm)	WCDMA Band IV			Tune-up Limit (dBm)
Tx Channel		9262	9400	9538		1312	1413	1513	
Rx Channel		9662	9800	9938		1537	1638	1738	
Frequency (MHz)		1852.4	1880	1907.6		1712.4	1732.6	1752.6	
3GPP Rel 99	AMR 12.2Kbps	20.26	20.23	20.04	20.50	19.61	19.63	19.90	20.00
3GPP Rel 99	RMC 12.2Kbps	20.28	20.26	20.07	20.50	19.63	19.65	19.92	20.00
3GPP Rel 6	HSDPA Subtest-1	19.24	18.99	18.90	19.50	18.55	18.49	18.73	19.00
3GPP Rel 6	HSDPA Subtest-2	19.28	18.99	18.97	19.50	18.56	18.46	18.71	19.00
3GPP Rel 6	HSDPA Subtest-3	18.76	18.46	18.46	19.00	18.02	17.98	18.24	18.50
3GPP Rel 6	HSDPA Subtest-4	18.73	18.50	18.42	19.00	18.05	17.94	17.86	18.50
3GPP Rel 8	DC-HSDPA Subtest-1	18.88	18.95	18.91	19.50	18.48	18.45	18.88	19.00
3GPP Rel 8	DC-HSDPA Subtest-2	19.15	18.91	18.95	19.50	18.51	18.39	18.65	19.00
3GPP Rel 8	DC-HSDPA Subtest-3	18.51	18.35	18.51	19.00	18.12	17.88	17.78	18.50
3GPP Rel 8	DC-HSDPA Subtest-4	18.48	18.48	18.42	19.00	18.05	17.85	17.81	18.50
3GPP Rel 6	HSUPA Subtest-1	19.23	18.93	18.97	19.50	18.54	18.49	18.73	19.00
3GPP Rel 6	HSUPA Subtest-2	17.26	17.01	16.97	17.50	16.55	16.49	16.68	17.00
3GPP Rel 6	HSUPA Subtest-3	18.28	17.96	17.92	18.50	17.54	17.50	17.78	18.00
3GPP Rel 6	HSUPA Subtest-4	17.20	16.99	16.92	17.50	16.47	16.48	16.71	17.00
3GPP Rel 6	HSUPA Subtest-5	19.30	19.00	18.90	19.50	18.60	18.50	18.70	19.00



<CDMA2000 Conducted Power>

General Note:

1. Per KDB 941225 D01v03r01, SAR for head exposure is measured in RC3 with the handset configured to transmit at full rate in SO55.
2. Per KDB 941225 D01v03r01, in Hotspot mode EUT is treated as data device and SAR is tested with Ev-Do Rev 0 (RTAP 153.6kbps) as the primary mode.
3. Per KDB 941225 D01v03r01, for Body-worn accessory SAR is measured in RC3 with the handset configured in TDSO/SO32 to transmit at full rate on FCH only with all other code channels disabled. The body-worn accessory procedures in KDB Publication 447498 are applied. The 3G SAR test reduction procedure is applied to the multiple code channel configuration (FCH+SCH), with FCH only as the primary mode.

<Full Power Mode>

Band	CDMA BC0			Tune-up Limit (dBm)	CDMA BC1			Tune-up Limit (dBm)	CDMA BC10			Tune-up Limit (dBm)
	TX Channel	1013	384		777	25	600		1175	476	580	
Frequency (MHz)	824.7	836.52	848.31		1851.25	1880	1908.75		817.9	820.5	823.1	
RC1 SO55	24.41	24.26	24.30	25.00	24.31	24.24	24.50	25.00	24.23	24.40	24.35	25.00
RC3 SO55	24.35	24.24	24.28	25.00	24.30	24.22	24.48	25.00	24.21	24.32	24.34	25.00
RC3 SO32 (F+SCH)	24.36	24.26	24.31	25.00	24.28	24.27	24.47	25.00	24.29	24.36	24.33	25.00
RC3 SO32 (+SCH)	24.35	24.25	24.33	25.00	24.27	24.29	24.48	25.00	24.28	24.35	24.31	25.00
RTAP 153.6Kbps	24.40	24.36	24.35	25.00	24.33	24.31	24.50	25.00	24.32	24.39	24.36	25.00
RETAP 4096Bits	24.38	24.35	24.34	25.00	24.32	24.30	24.48	25.00	24.30	24.38	24.35	25.00

<Reduced Power Mode for P-Sensor On >

Band	CDMA BC1			Tune-up Limit (dBm)	
	TX Channel	25	600		1175
Frequency (MHz)		1851.25	1880	1908.75	
RC1 SO55		16.79	16.74	16.92	18.00
RC3 SO55		16.77	16.75	16.94	18.00
RC3 SO32 (F+SCH)		16.77	16.73	16.94	18.00
RC3 SO32 (+SCH)		16.75	16.74	16.93	18.00
RTAP 153.6Kbps		16.71	16.75	16.97	18.00
RETAP 4096Bits		16.73	16.71	16.93	18.00

<Reduced Power Mode for Hotspot On>

Band	CDMA BC1			Tune-up Limit (dBm)
	25	600	1175	
TX Channel	1851.25	1880	1908.75	
Frequency (MHz)	1851.25	1880	1908.75	
RC1 SO55	15.87	15.84	16.05	16.50
RC3 SO55	15.85	15.85	16.04	16.50
RC3 SO32 (F+SCH)	15.84	15.87	16.05	16.50
RC3 SO32 (+SCH)	15.86	15.87	16.07	16.50
RTAP 153.6Kbps	15.83	15.83	16.04	16.50
RETAP 4096Bits	15.85	15.86	16.02	16.50

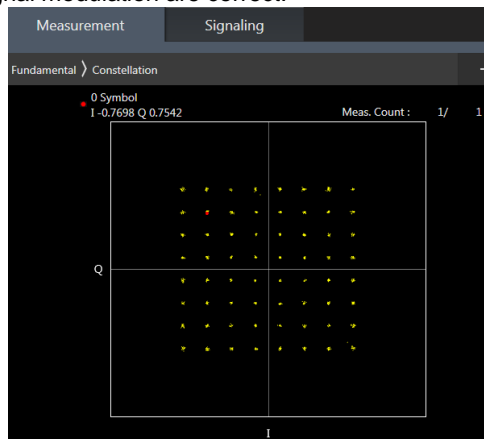
<Reduced Power Mode for Handheld On>

Band	CDMA BC1			Tune-up Limit (dBm)
	25	600	1175	
TX Channel	1851.25	1880	1908.75	
Frequency (MHz)	1851.25	1880	1908.75	
RC1 SO55	21.58	21.56	21.76	22.00
RC3 SO55	21.55	21.56	21.75	22.00
RC3 SO32 (F+SCH)	21.56	21.55	21.77	22.00
RC3 SO32 (+SCH)	21.53	21.58	21.75	22.00
RTAP 153.6Kbps	21.64	21.57	21.76	22.00
RETAP 4096Bits	21.55	21.53	21.75	22.00

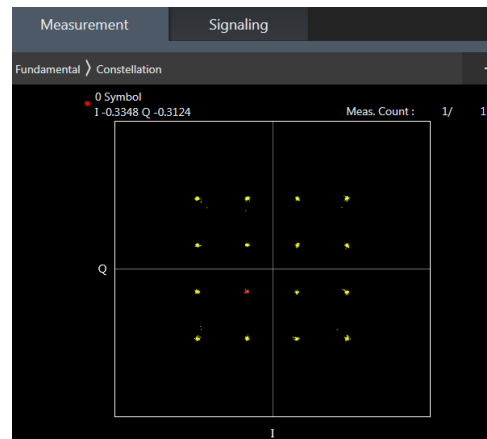
<LTE Conducted Power>

General Note:

1. Anritsu MT8820C base station simulator was used to setup the connection with EUT; the frequency band, channel bandwidth, RB allocation configuration, modulation type are set in the base station simulator to configure EUT transmitting at maximum power and at different configurations which are requested to be reported to FCC, for conducted power measurement and SAR testing.
2. Per KDB 941225 D05v02r05, when a properly configured base station simulator is used for the SAR and power measurements, spectrum plots for each RB allocation and offset configuration is not required.
3. Per KDB 941225 D05v02r05, start with the largest channel bandwidth and measure SAR for QPSK with 1 RB allocation, using the RB offset and required test channel combination with the highest maximum output power for RB offsets at the upper edge, middle and lower edge of each required test channel.
4. Per KDB 941225 D05v02r05, 50% RB allocation for QPSK SAR testing follows 1RB QPSK allocation procedure.
5. Per KDB 941225 D05v02r05, for QPSK with 100% RB allocation, SAR is not required when the highest maximum output power for 100 % RB allocation is less than the highest maximum output power in 50% and 1 RB allocations and the highest reported SAR for 1 RB and 50% RB allocation are ≤ 0.8 W/kg. Otherwise, SAR is measured for the highest output power channel; and if the reported SAR is > 1.45 W/kg, the remaining required test channels must also be tested.
6. Per KDB 941225 D05v02r05, 16QAM/64QAM output power for each RB allocation configuration is $>$ not $\frac{1}{2}$ dB higher than the same configuration in QPSK and the reported SAR for the QPSK configuration is ≤ 1.45 W/kg; Per KDB 941225 D05v02r05, 16QAM/64QAM SAR testing is not required.
7. Per KDB 941225 D05v02r05, smaller bandwidth output power for each RB allocation configuration is $>$ not $\frac{1}{2}$ dB higher than the same configuration in the largest supported bandwidth, and the reported SAR for the largest supported bandwidth is ≤ 1.45 W/kg; Per KDB 941225 D05v02r05, smaller bandwidth SAR testing is not required.
8. For LTE B4 / B5 / B12 / B17 / B26 / B71 the maximum bandwidth does not support three non-overlapping channels, per KDB 941225 D05v02r05, when a device supports overlapping channel assignment in a channel bandwidth configuration, the middle channel of the group of overlapping channels should be selected for testing.
9. LTE B17 / B2 / B5 / B4 / B38 SAR test was covered by B12 / B25 / B26 / B66 /B41; according to April 2015 TCB workshop, SAR test for overlapping LTE bands can be reduced if
 - a. the maximum output power, including tolerance, for the smaller band is \leq the larger band to qualify for the SAR test exclusion
 - b. the channel bandwidth and other operating parameters for the smaller band are fully supported by the larger band
10. According to 2017 TCB workshop, for 64 QAM and 16 QAM should be verified by checking the signal constellation with a call box to avoid incorrect maximum power levels due to MPR and other requirements associated with signal modulation, and the following figure is taken from the "Fundamental Measurement >> Modulation Analysis >> constellation" mode of the device connect to the MT8821C base station, therefore, the device 64QAM and 16QAM signal modulation are correct.



64QAM



16QAM



<Full Power Mode>

<LTE Band 2>

BW [MHz]	Modulation	RB Size	RB Offset	Power Low Ch. / Freq.	Power Middle Ch. / Freq.	Power High Ch. / Freq.	Tune-up limit (dBm)	MPR (dB)
Channel				18700	18900	19100		
Frequency (MHz)				1860	1880	1900		
20	QPSK	1	0	23.32	23.30	23.05	24	0
20	QPSK	1	49	22.91	22.92	22.95		
20	QPSK	1	99	23.07	23.00	22.89		
20	QPSK	50	0	22.13	22.12	22.00	23	1
20	QPSK	50	24	22.00	21.99	22.01		
20	QPSK	50	50	22.06	21.94	21.95		
20	QPSK	100	0	22.16	22.05	21.94		
20	16QAM	1	0	22.67	22.68	22.37	23	1
20	16QAM	1	49	22.29	22.31	22.35		
20	16QAM	1	99	22.41	22.40	22.26		
20	16QAM	50	0	21.23	21.19	21.07	22	2
20	16QAM	50	24	21.13	21.15	21.15		
20	16QAM	50	50	21.16	21.05	21.08		
20	16QAM	100	0	21.23	21.13	21.03		
20	64QAM	1	0	21.63	21.63	21.39	22	2
20	64QAM	1	49	21.23	21.30	21.35		
20	64QAM	1	99	21.41	21.37	21.21		
20	64QAM	50	0	20.29	20.27	20.15	21	3
20	64QAM	50	24	20.20	20.20	20.22		
20	64QAM	50	50	20.21	20.14	20.15		
20	64QAM	100	0	20.30	20.22	20.11		



Channel				18675	18900	19125	Tune-up limit (dBm)	MPR (dB)
Frequency (MHz)				1857.5	1880	1902.5		
15	QPSK	1	0	23.15	23.11	23.11	24	0
15	QPSK	1	37	22.95	22.92	22.91		
15	QPSK	1	74	22.90	22.91	22.93		
15	QPSK	36	0	22.11	22.06	22.07	23	1
15	QPSK	36	20	22.00	22.03	22.04		
15	QPSK	36	39	21.92	21.92	21.96		
15	QPSK	75	0	22.01	22.00	21.99	23	1
15	16QAM	1	0	22.50	22.48	22.46		
15	16QAM	1	37	22.31	22.29	22.36		
15	16QAM	1	74	22.22	22.27	22.30	22	2
15	16QAM	36	0	21.22	21.16	21.20		
15	16QAM	36	20	21.13	21.11	21.16		
15	16QAM	36	39	21.05	21.06	21.06	22	2
15	16QAM	75	0	21.13	21.12	21.14		
15	64QAM	1	0	21.47	21.47	21.43		
15	64QAM	1	37	21.25	21.29	21.30	22	2
15	64QAM	1	74	21.19	21.26	21.23		
15	64QAM	36	0	20.30	20.24	20.24		
15	64QAM	36	20	20.20	20.17	20.21	21	3
15	64QAM	36	39	20.14	20.14	20.15		
15	64QAM	75	0	20.20	20.22	20.17		
Channel				18650	18900	19150	Tune-up limit (dBm)	MPR (dB)
Frequency (MHz)				1855	1880	1905		
10	QPSK	1	0	23.26	23.23	23.01	24	0
10	QPSK	1	25	22.94	22.91	22.90		
10	QPSK	1	49	23.06	23.05	22.87		
10	QPSK	25	0	22.05	22.02	21.98	23	1
10	QPSK	25	12	21.99	21.98	21.96		
10	QPSK	25	25	21.97	21.93	21.91		
10	QPSK	50	0	22.00	21.98	21.98	23	1
10	16QAM	1	0	22.59	22.65	22.41		
10	16QAM	1	25	22.32	22.34	22.32		
10	16QAM	1	49	22.43	22.45	22.24	22	2
10	16QAM	25	0	21.17	21.15	21.11		
10	16QAM	25	12	21.15	21.08	21.10		
10	16QAM	25	25	21.11	21.07	21.04	22	2
10	16QAM	50	0	21.12	21.09	21.07		
10	64QAM	1	0	21.59	21.55	21.37		
10	64QAM	1	25	21.26	21.25	21.26	22	2
10	64QAM	1	49	21.42	21.39	21.19		
10	64QAM	25	0	20.26	20.19	20.20		
10	64QAM	25	12	20.21	20.19	20.17	21	3
10	64QAM	25	25	20.16	20.14	20.13		
10	64QAM	50	0	20.19	20.16	20.14		



Channel				18625	18900	19175	Tune-up limit (dBm)	MPR (dB)
Frequency (MHz)				1852.5	1880	1907.5		
5	QPSK	1	0	23.02	22.99	22.95	24	0
5	QPSK	1	12	22.94	22.90	22.86		
5	QPSK	1	24	22.94	22.90	22.86		
5	QPSK	12	0	22.05	22.01	21.97	23	1
5	QPSK	12	7	22.01	21.97	21.97		
5	QPSK	12	13	22.02	21.95	21.92		
5	QPSK	25	0	21.97	21.92	21.90	23	1
5	16QAM	1	0	22.40	22.37	22.34		
5	16QAM	1	12	22.29	22.26	22.22		
5	16QAM	1	24	22.28	22.27	22.22	22	2
5	16QAM	12	0	21.16	21.08	21.08		
5	16QAM	12	7	21.14	21.09	21.10		
5	16QAM	12	13	21.09	21.04	21.04	22	2
5	16QAM	25	0	21.10	21.03	21.04		
5	64QAM	1	0	21.37	21.33	21.32		
5	64QAM	1	12	21.27	21.31	21.26	22	2
5	64QAM	1	24	21.26	21.26	21.21		
5	64QAM	12	0	20.21	20.15	20.15		
5	64QAM	12	7	20.20	20.11	20.17	21	3
5	64QAM	12	13	20.15	20.10	20.12		
5	64QAM	25	0	20.17	20.10	20.11		
Channel				18615	18900	19185	Tune-up limit (dBm)	MPR (dB)
Frequency (MHz)				1851.5	1880	1908.5		
3	QPSK	1	0	22.73	22.69	22.62	24	0
3	QPSK	1	8	22.67	22.63	22.62		
3	QPSK	1	14	22.69	22.63	22.61		
3	QPSK	8	0	21.75	21.71	21.68	23	1
3	QPSK	8	4	21.78	21.70	21.70		
3	QPSK	8	7	21.73	21.68	21.64		
3	QPSK	15	0	21.73	21.70	21.63	23	1
3	16QAM	1	0	22.08	22.05	22.06		
3	16QAM	1	8	22.05	22.07	22.05		
3	16QAM	1	14	22.03	21.99	21.97	22	2
3	16QAM	8	0	20.90	20.83	20.83		
3	16QAM	8	4	20.92	20.87	20.87		
3	16QAM	8	7	20.89	20.82	20.79	22	2
3	16QAM	15	0	20.86	20.77	20.76		
3	64QAM	1	0	21.01	21.03	20.96		
3	64QAM	1	8	21.03	21.01	20.93	22	2
3	64QAM	1	14	21.02	21.00	20.94		
3	64QAM	8	0	19.95	19.86	19.88		
3	64QAM	8	4	19.96	19.90	19.92	21	3
3	64QAM	8	7	19.93	19.84	19.85		
3	64QAM	15	0	19.92	19.83	19.82		



Channel				18607	18900	19193	Tune-up limit (dBm)	MPR (dB)
Frequency (MHz)				1850.7	1880	1909.3		
1.4	QPSK	1	0	22.85	22.77	22.75	24	0
1.4	QPSK	1	3	22.91	22.85	22.78		
1.4	QPSK	1	5	22.82	22.78	22.71		
1.4	QPSK	3	0	22.89	22.83	22.79		
1.4	QPSK	3	1	22.92	22.85	22.79		
1.4	QPSK	3	3	22.88	22.81	22.77		
1.4	QPSK	6	0	21.88	21.83	21.74	23	1
1.4	16QAM	1	0	22.19	22.19	22.09	23	1
1.4	16QAM	1	3	22.29	22.22	22.14		
1.4	16QAM	1	5	22.22	22.17	22.06		
1.4	16QAM	3	0	22.01	21.97	21.88		
1.4	16QAM	3	1	22.03	22.02	21.90		
1.4	16QAM	3	3	22.01	21.94	21.88		
1.4	16QAM	6	0	21.05	20.99	20.94	22	2
1.4	64QAM	1	0	21.16	21.18	21.08	22	2
1.4	64QAM	1	3	21.20	21.15	21.15		
1.4	64QAM	1	5	21.17	21.18	21.05		
1.4	64QAM	3	0	21.13	21.08	21.03		
1.4	64QAM	3	1	21.14	21.12	21.02		
1.4	64QAM	3	3	21.12	21.07	21.03		
1.4	64QAM	6	0	20.06	20.00	19.94	21	3



<LTE Band 4>

BW [MHz]	Modulation	RB Size	RB Offset	Power Low Ch. / Freq.	Power Middle Ch. / Freq.	Power High Ch. / Freq.	Tune-up limit (dBm)	MPR (dB)
Channel				20050	20175	20300		
Frequency (MHz)				1720	1732.5	1745		
20	QPSK	1	0	23.30	23.29	23.23	24	0
20	QPSK	1	49	23.15	23.08	23.11		
20	QPSK	1	99	23.11	23.04	23.06		
20	QPSK	50	0	22.24	22.19	22.15	23	1
20	QPSK	50	24	22.18	22.16	22.10		
20	QPSK	50	50	22.13	22.07	22.13		
20	QPSK	100	0	22.19	22.16	22.09		
20	16QAM	1	0	22.68	22.78	22.67	23	1
20	16QAM	1	49	22.57	22.56	22.47		
20	16QAM	1	99	22.56	22.40	22.43		
20	16QAM	50	0	21.37	21.31	21.28	22	2
20	16QAM	50	24	21.36	21.25	21.18		
20	16QAM	50	50	21.26	21.17	21.25		
20	16QAM	100	0	21.28	21.23	21.21		
20	64QAM	1	0	21.71	21.72	21.62	22	2
20	64QAM	1	49	21.52	21.47	21.46		
20	64QAM	1	99	21.48	21.35	21.39		
20	64QAM	50	0	20.43	20.39	20.35	21	3
20	64QAM	50	24	20.40	20.31	20.23		
20	64QAM	50	50	20.33	20.24	20.31		
20	64QAM	100	0	20.40	20.31	20.30		



Channel				20025	20175	20325	Tune-up limit (dBm)	MPR (dB)
Frequency (MHz)				1717.5	1732.5	1747.5		
15	QPSK	1	0	23.20	23.28	23.20	24	0
15	QPSK	1	37	23.12	23.10	23.09		
15	QPSK	1	74	23.14	23.06	23.09		
15	QPSK	36	0	22.25	22.15	22.09	23	1
15	QPSK	36	20	22.20	22.15	22.15		
15	QPSK	36	39	22.15	22.08	22.08		
15	QPSK	75	0	22.18	22.13	22.11	23	1
15	16QAM	1	0	22.70	22.70	22.58		
15	16QAM	1	37	22.55	22.49	22.45		
15	16QAM	1	74	22.59	22.47	22.46	22	2
15	16QAM	36	0	21.34	21.26	21.20		
15	16QAM	36	20	21.32	21.22	21.26		
15	16QAM	36	39	21.27	21.17	21.21	22	2
15	16QAM	75	0	21.29	21.22	21.14		
15	64QAM	1	0	21.67	21.65	21.56		
15	64QAM	1	37	21.54	21.49	21.43	22	2
15	64QAM	1	74	21.57	21.38	21.39		
15	64QAM	36	0	20.43	20.35	20.29		
15	64QAM	36	20	20.40	20.30	20.35	21	3
15	64QAM	36	39	20.33	20.24	20.29		
15	64QAM	75	0	20.36	20.29	20.22		
Channel				20000	20175	20350	Tune-up limit (dBm)	MPR (dB)
Frequency (MHz)				1715	1732.5	1750		
10	QPSK	1	0	23.22	23.12	23.18	24	0
10	QPSK	1	25	23.12	23.08	23.08		
10	QPSK	1	49	23.12	23.00	23.03		
10	QPSK	25	0	22.16	22.11	22.19	23	1
10	QPSK	25	12	22.14	22.08	22.16		
10	QPSK	25	25	22.12	22.07	22.10		
10	QPSK	50	0	22.17	22.11	22.12	23	1
10	16QAM	1	0	22.60	22.61	22.52		
10	16QAM	1	25	22.56	22.45	22.47		
10	16QAM	1	49	22.56	22.41	22.41	22	2
10	16QAM	25	0	21.31	21.23	21.25		
10	16QAM	25	12	21.31	21.20	21.20		
10	16QAM	25	25	21.26	21.17	21.19	22	2
10	16QAM	50	0	21.28	21.21	21.25		
10	64QAM	1	0	21.57	21.55	21.52		
10	64QAM	1	25	21.49	21.42	21.39	22	2
10	64QAM	1	49	21.49	21.40	21.40		
10	64QAM	25	0	20.37	20.30	20.34		
10	64QAM	25	12	20.39	20.28	20.28	21	3
10	64QAM	25	25	20.33	20.23	20.25		
10	64QAM	50	0	20.35	20.29	20.32		



Channel				19975	20175	20375	Tune-up limit (dBm)	MPR (dB)
Frequency (MHz)				1712.5	1732.5	1752.5		
5	QPSK	1	0	23.16	23.13	23.15	24	0
5	QPSK	1	12	23.11	23.04	23.08		
5	QPSK	1	24	23.11	23.02	23.07		
5	QPSK	12	0	22.17	22.11	22.11	23	1
5	QPSK	12	7	22.16	22.12	22.16		
5	QPSK	12	13	22.16	22.07	22.10		
5	QPSK	25	0	22.12	22.06	22.10	23	1
5	16QAM	1	0	22.56	22.54	22.50		
5	16QAM	1	12	22.55	22.53	22.43		
5	16QAM	1	24	22.54	22.44	22.44	22	2
5	16QAM	12	0	21.31	21.25	21.24		
5	16QAM	12	7	21.33	21.25	21.19		
5	16QAM	12	13	21.29	21.20	21.19	22	2
5	16QAM	25	0	21.26	21.19	21.22		
5	64QAM	1	0	21.48	21.49	21.45		
5	64QAM	1	12	21.52	21.44	21.41	22	2
5	64QAM	1	24	21.46	21.33	21.41		
5	64QAM	12	0	20.35	20.30	20.31		
5	64QAM	12	7	20.39	20.30	20.27	21	3
5	64QAM	12	13	20.36	20.28	20.24		
5	64QAM	25	0	20.34	20.28	20.30		
Channel				19965	20175	20385	Tune-up limit (dBm)	MPR (dB)
Frequency (MHz)				1711.5	1732.5	1753.5		
3	QPSK	1	0	23.08	23.05	23.04	24	0
3	QPSK	1	8	23.07	23.00	23.03		
3	QPSK	1	14	23.08	22.97	22.98		
3	QPSK	8	0	22.13	22.03	22.04	23	1
3	QPSK	8	4	22.15	22.08	22.07		
3	QPSK	8	7	22.08	22.04	22.03		
3	QPSK	15	0	22.07	22.03	22.06	23	1
3	16QAM	1	0	22.48	22.45	22.40		
3	16QAM	1	8	22.51	22.48	22.43		
3	16QAM	1	14	22.44	22.39	22.37	22	2
3	16QAM	8	0	21.29	21.19	21.21		
3	16QAM	8	4	21.31	21.24	21.24		
3	16QAM	8	7	21.27	21.19	21.18	22	2
3	16QAM	15	0	21.21	21.17	21.14		
3	64QAM	1	0	21.44	21.38	21.33		
3	64QAM	1	8	21.46	21.42	21.32	22	2
3	64QAM	1	14	21.41	21.32	21.33		
3	64QAM	8	0	20.32	20.23	20.24		
3	64QAM	8	4	20.34	20.26	20.25	21	3
3	64QAM	8	7	20.29	20.25	20.22		
3	64QAM	15	0	20.26	20.20	20.21		



Channel				19957	20175	20393	Tune-up limit (dBm)	MPR (dB)
Frequency (MHz)				1710.7	1732.5	1754.3		
1.4	QPSK	1	0	23.00	22.95	22.95	24	0
1.4	QPSK	1	3	23.06	23.01	23.05		
1.4	QPSK	1	5	22.99	22.91	22.94		
1.4	QPSK	3	0	23.06	22.98	23.02		
1.4	QPSK	3	1	23.09	23.01	23.05		
1.4	QPSK	3	3	23.06	23.00	23.01		
1.4	QPSK	6	0	22.04	21.96	21.99	23	1
1.4	16QAM	1	0	22.37	22.42	22.34	23	1
1.4	16QAM	1	3	22.45	22.41	22.44		
1.4	16QAM	1	5	22.38	22.35	22.32		
1.4	16QAM	3	0	22.20	22.12	22.12		
1.4	16QAM	3	1	22.23	22.15	22.14		
1.4	16QAM	3	3	22.17	22.09	22.11		
1.4	16QAM	6	0	21.22	21.18	21.17	22	2
1.4	64QAM	1	0	21.35	21.35	21.29	22	2
1.4	64QAM	1	3	21.43	21.37	21.38		
1.4	64QAM	1	5	21.34	21.35	21.26		
1.4	64QAM	3	0	21.31	21.28	21.21		
1.4	64QAM	3	1	21.32	21.26	21.27		
1.4	64QAM	3	3	21.30	21.25	21.23		
1.4	64QAM	6	0	20.23	20.16	20.15	21	3



<LTE Band 5>

BW [MHz]	Modulation	RB Size	RB Offset	Power Low Ch. / Freq.	Power Middle Ch. / Freq.	Power High Ch. / Freq.	Tune-up limit (dBm)	MPR (dB)
Channel				20450	20525	20600		
Frequency (MHz)				829	836.5	844		
10	QPSK	1	0	23.00	23.03	22.98	24	0
10	QPSK	1	25	22.95	22.98	22.97		
10	QPSK	1	49	23.01	23.02	22.89		
10	QPSK	25	0	22.06	22.07	21.94	23	1
10	QPSK	25	12	22.04	22.04	22.06		
10	QPSK	25	25	22.06	21.99	22.00		
10	QPSK	50	0	22.12	22.04	21.94		
10	16QAM	1	0	22.33	22.29	22.31	23	1
10	16QAM	1	25	22.29	22.36	22.30		
10	16QAM	1	49	22.40	22.38	22.26		
10	16QAM	25	0	21.13	21.18	21.06	22	2
10	16QAM	25	12	21.13	21.13	21.12		
10	16QAM	25	25	21.18	21.12	21.09		
10	16QAM	50	0	21.21	21.13	21.02		
10	64QAM	1	0	21.35	21.25	21.28	22	2
10	64QAM	1	25	21.30	21.36	21.26		
10	64QAM	1	49	21.35	21.32	21.25		
10	64QAM	25	0	20.16	20.22	20.12	21	3
10	64QAM	25	12	20.22	20.21	20.20		
10	64QAM	25	25	20.23	20.17	20.17		
10	64QAM	50	0	20.29	20.20	20.09		



Channel				20425	20525	20625	Tune-up limit (dBm)	MPR (dB)
Frequency (MHz)				826.5	836.5	846.5		
5	QPSK	1	0	22.98	23.00	23.00	24	0
5	QPSK	1	12	22.96	22.97	22.93		
5	QPSK	1	24	22.95	22.97	22.90		
5	QPSK	12	0	22.00	22.01	21.97	23	1
5	QPSK	12	7	22.03	22.05	22.00		
5	QPSK	12	13	22.00	21.99	21.95		
5	QPSK	25	0	22.00	22.00	21.95	23	1
5	16QAM	1	0	22.35	22.38	22.30		
5	16QAM	1	12	22.27	22.34	22.30		
5	16QAM	1	24	22.27	22.31	22.24	22	2
5	16QAM	12	0	21.14	21.15	21.11		
5	16QAM	12	7	21.10	21.13	21.12		
5	16QAM	12	13	21.07	21.13	21.10	22	2
5	16QAM	25	0	21.08	21.11	21.11		
5	64QAM	1	0	21.32	21.37	21.33		
5	64QAM	1	12	21.25	21.34	21.29	22	2
5	64QAM	1	24	21.26	21.31	21.23		
5	64QAM	12	0	20.15	20.23	20.18		
5	64QAM	12	7	20.18	20.19	20.19	21	3
5	64QAM	12	13	20.14	20.20	20.17		
5	64QAM	25	0	20.15	20.15	20.17		
Channel				20415	20525	20635	Tune-up limit (dBm)	MPR (dB)
Frequency (MHz)				825.5	836.5	847.5		
3	QPSK	1	0	22.99	23.00	22.97	24	0
3	QPSK	1	8	22.98	22.97	22.90		
3	QPSK	1	14	22.95	22.95	22.91		
3	QPSK	8	0	22.00	22.00	21.95	23	1
3	QPSK	8	4	22.03	22.01	21.97		
3	QPSK	8	7	22.00	21.99	21.91		
3	QPSK	15	0	21.99	22.00	21.94	23	1
3	16QAM	1	0	22.30	22.35	22.30		
3	16QAM	1	8	22.30	22.33	22.30		
3	16QAM	1	14	22.26	22.34	22.28	22	2
3	16QAM	8	0	21.13	21.14	21.10		
3	16QAM	8	4	21.15	21.17	21.13		
3	16QAM	8	7	21.11	21.12	21.10	22	2
3	16QAM	15	0	21.12	21.08	21.07		
3	64QAM	1	0	21.27	21.28	21.26		
3	64QAM	1	8	21.30	21.30	21.24	22	2
3	64QAM	1	14	21.23	21.31	21.18		
3	64QAM	8	0	20.19	20.19	20.14		
3	64QAM	8	4	20.19	20.23	20.16	21	3
3	64QAM	8	7	20.16	20.15	20.13		
3	64QAM	15	0	20.15	20.14	20.11		



Channel				20407	20525	20643	Tune-up limit (dBm)	MPR (dB)
Frequency (MHz)				824.7	836.5	848.3		
1.4	QPSK	1	0	22.89	22.90	22.84	24	0
1.4	QPSK	1	3	22.99	22.97	22.90		
1.4	QPSK	1	5	22.90	22.88	22.81		
1.4	QPSK	3	0	22.97	22.96	22.86		
1.4	QPSK	3	1	23.01	22.99	22.89		
1.4	QPSK	3	3	22.96	22.95	22.86		
1.4	QPSK	6	0	21.95	21.91	21.85	23	1
1.4	16QAM	1	0	22.19	22.26	22.20	23	1
1.4	16QAM	1	3	22.30	22.32	22.26		
1.4	16QAM	1	5	22.22	22.25	22.15		
1.4	16QAM	3	0	22.05	22.03	22.00		
1.4	16QAM	3	1	22.07	22.10	22.03		
1.4	16QAM	3	3	22.03	22.02	21.96		
1.4	16QAM	6	0	21.11	21.11	21.05	22	2
1.4	64QAM	1	0	21.26	21.27	21.15	22	2
1.4	64QAM	1	3	21.21	21.28	21.22		
1.4	64QAM	1	5	21.22	21.24	21.16		
1.4	64QAM	3	0	21.12	21.15	21.11		
1.4	64QAM	3	1	21.18	21.19	21.13		
1.4	64QAM	3	3	21.12	21.13	21.11		
1.4	64QAM	6	0	20.13	20.10	20.07	21	3



<LTE Band 7>

BW [MHz]	Modulation	RB Size	RB Offset	Power Low Ch. / Freq.	Power Middle Ch. / Freq.	Power High Ch. / Freq.	Tune-up limit (dBm)	MPR (dB)
Channel				20850	21100	21350		
Frequency (MHz)				2510	2535	2560		
20	QPSK	1	0	23.64	23.53	23.52	24	0
20	QPSK	1	49	23.44	23.46	23.49		
20	QPSK	1	99	23.53	23.57	23.55		
20	QPSK	50	0	22.60	22.55	22.56	23	1
20	QPSK	50	24	22.56	22.55	22.55		
20	QPSK	50	50	22.60	22.53	22.55		
20	QPSK	100	0	22.65	22.55	22.57		
20	16QAM	1	0	22.82	22.77	22.80	23	1
20	16QAM	1	49	22.72	22.74	22.80		
20	16QAM	1	99	22.78	22.83	22.94		
20	16QAM	50	0	21.65	21.59	21.61	22	2
20	16QAM	50	24	21.61	21.60	21.69		
20	16QAM	50	50	21.65	21.61	21.65		
20	16QAM	100	0	21.69	21.59	21.62		
20	64QAM	1	0	21.82	21.79	21.78	22	2
20	64QAM	1	49	21.70	21.70	21.79		
20	64QAM	1	99	21.77	21.82	21.93		
20	64QAM	50	0	20.72	20.66	20.68	21	3
20	64QAM	50	24	20.68	20.66	20.72		
20	64QAM	50	50	20.69	20.69	20.73		
20	64QAM	100	0	20.77	20.67	20.71		



Channel				20825	21100	21375	Tune-up limit (dBm)	MPR (dB)
Frequency (MHz)				2507.5	2535	2562.5		
15	QPSK	1	0	23.63	23.53	23.58	24	0
15	QPSK	1	37	23.49	23.48	23.52		
15	QPSK	1	74	23.47	23.54	23.58		
15	QPSK	36	0	22.60	22.51	22.54	23	1
15	QPSK	36	20	22.57	22.53	22.62		
15	QPSK	36	39	22.50	22.52	22.59		
15	QPSK	75	0	22.57	22.53	22.59	23	1
15	16QAM	1	0	22.85	22.78	22.84		
15	16QAM	1	37	22.75	22.76	22.84		
15	16QAM	1	74	22.72	22.85	22.96	22	2
15	16QAM	36	0	21.62	21.58	21.68		
15	16QAM	36	20	21.62	21.62	21.68		
15	16QAM	36	39	21.56	21.59	21.65	22	2
15	16QAM	75	0	21.59	21.57	21.66		
15	64QAM	1	0	21.83	21.79	21.86		
15	64QAM	1	37	21.78	21.76	21.83	22	2
15	64QAM	1	74	21.70	21.79	21.91		
15	64QAM	36	0	20.69	20.65	20.71		
15	64QAM	36	20	20.68	20.68	20.77	21	3
15	64QAM	36	39	20.61	20.67	20.73		
15	64QAM	75	0	20.67	20.65	20.73		
Channel				20800	21100	21400	Tune-up limit (dBm)	MPR (dB)
Frequency (MHz)				2505	2535	2565		
10	QPSK	1	0	23.61	23.48	23.58	24	0
10	QPSK	1	25	23.55	23.48	23.57		
10	QPSK	1	49	23.49	23.52	23.53		
10	QPSK	25	0	22.62	22.52	22.57	23	1
10	QPSK	25	12	22.62	22.54	22.63		
10	QPSK	25	25	22.56	22.52	22.59		
10	QPSK	50	0	22.58	22.49	22.57	23	1
10	16QAM	1	0	22.85	22.76	22.90		
10	16QAM	1	25	22.79	22.75	22.84		
10	16QAM	1	49	22.72	22.77	22.93	22	2
10	16QAM	25	0	21.65	21.57	21.66		
10	16QAM	25	12	21.66	21.59	21.69		
10	16QAM	25	25	21.61	21.59	21.64	22	2
10	16QAM	50	0	21.63	21.59	21.64		
10	64QAM	1	0	21.86	21.77	21.84		
10	64QAM	1	25	21.75	21.76	21.85	22	2
10	64QAM	1	49	21.73	21.76	21.86		
10	64QAM	25	0	20.72	20.64	20.71		
10	64QAM	25	12	20.73	20.66	20.78	21	3
10	64QAM	25	25	20.68	20.63	20.72		
10	64QAM	50	0	20.70	20.67	20.72		



Channel				20775	21100	21425	Tune-up limit (dBm)	MPR (dB)
Frequency (MHz)				2502.5	2535	2567.5		
5	QPSK	1	0	23.60	23.49	23.55	24	0
5	QPSK	1	12	23.57	23.51	23.57		
5	QPSK	1	24	23.54	23.48	23.53		
5	QPSK	12	0	22.61	22.50	22.60	23	1
5	QPSK	12	7	22.61	22.54	22.62		
5	QPSK	12	13	22.59	22.50	22.57		
5	QPSK	25	0	22.63	22.53	22.58	23	1
5	16QAM	1	0	22.84	22.79	22.88		
5	16QAM	1	12	22.81	22.80	22.90		
5	16QAM	1	24	22.79	22.77	22.89	22	2
5	16QAM	12	0	21.65	21.57	21.64		
5	16QAM	12	7	21.64	21.59	21.67		
5	16QAM	12	13	21.60	21.55	21.70	22	2
5	16QAM	25	0	21.63	21.59	21.64		
5	64QAM	1	0	21.81	21.77	21.88		
5	64QAM	1	12	21.79	21.76	21.87	22	2
5	64QAM	1	24	21.77	21.73	21.85		
5	64QAM	12	0	20.72	20.61	20.72		
5	64QAM	12	7	20.72	20.65	20.75	21	3
5	64QAM	12	13	20.67	20.64	20.70		
5	64QAM	25	0	20.72	20.66	20.72		



<LTE Band 12>

BW [MHz]	Modulation	RB Size	RB Offset	Power Low Ch. / Freq.	Power Middle Ch. / Freq.	Power High Ch. / Freq.	Tune-up limit (dBm)	MPR (dB)
Channel				23060	23095	23130		
Frequency (MHz)				704	707.5	711		
10	QPSK	1	0	23.09	23.14	23.07	24	0
10	QPSK	1	25	23.05	23.08	23.05		
10	QPSK	1	49	23.10	23.06	23.03		
10	QPSK	25	0	22.14	22.26	22.12	23	1
10	QPSK	25	12	22.25	22.18	22.14		
10	QPSK	25	25	22.17	22.16	22.13		
10	QPSK	50	0	22.21	22.13	22.11		
10	16QAM	1	0	22.40	22.35	22.37	23	1
10	16QAM	1	25	22.35	22.33	22.36		
10	16QAM	1	49	22.38	22.37	22.34		
10	16QAM	25	0	21.20	21.20	21.16	22	2
10	16QAM	25	12	21.32	21.25	21.21		
10	16QAM	25	25	21.24	21.21	21.16		
10	16QAM	50	0	21.29	21.21	21.15		
10	64QAM	1	0	21.31	21.32	21.30	22	2
10	64QAM	1	25	21.34	21.32	21.30		
10	64QAM	1	49	21.39	21.35	21.29		
10	64QAM	25	0	20.29	20.28	20.22	21	3
10	64QAM	25	12	20.40	20.31	20.27		
10	64QAM	25	25	20.32	20.28	20.20		
10	64QAM	50	0	20.37	20.25	20.23		



Channel				23035	23095	23155	Tune-up limit (dBm)	MPR (dB)
Frequency (MHz)				701.5	707.5	713.5		
5	QPSK	1	0	23.13	22.99	23.03	24	0
5	QPSK	1	12	23.05	23.07	23.02		
5	QPSK	1	24	23.02	23.05	22.98		
5	QPSK	12	0	22.15	22.12	22.08	23	1
5	QPSK	12	7	22.17	22.12	22.07		
5	QPSK	12	13	22.10	22.10	22.05		
5	QPSK	25	0	22.11	22.13	22.05	23	1
5	16QAM	1	0	22.35	22.29	22.25		
5	16QAM	1	12	22.40	22.34	22.28		
5	16QAM	1	24	22.39	22.36	22.25	22	2
5	16QAM	12	0	21.19	21.18	21.12		
5	16QAM	12	7	21.22	21.21	21.12		
5	16QAM	12	13	21.16	21.15	21.10	22	2
5	16QAM	25	0	21.15	21.16	21.11		
5	64QAM	1	0	21.40	21.27	21.28		
5	64QAM	1	12	21.37	21.36	21.30	22	2
5	64QAM	1	24	21.34	21.37	21.21		
5	64QAM	12	0	20.26	20.24	20.19		
5	64QAM	12	7	20.30	20.25	20.18	21	3
5	64QAM	12	13	20.23	20.23	20.18		
5	64QAM	25	0	20.24	20.25	20.19		
Channel				23025	23095	23165	Tune-up limit (dBm)	MPR (dB)
Frequency (MHz)				700.5	707.5	714.5		
3	QPSK	1	0	23.08	22.87	22.98	24	0
3	QPSK	1	8	23.00	23.02	23.01		
3	QPSK	1	14	22.97	23.01	22.93		
3	QPSK	8	0	22.03	22.07	22.03	23	1
3	QPSK	8	4	22.12	22.07	22.02		
3	QPSK	8	7	22.05	22.02	22.00		
3	QPSK	15	0	22.06	22.10	22.13	23	1
3	16QAM	1	0	22.28	22.21	22.20		
3	16QAM	1	8	22.35	22.24	22.23		
3	16QAM	1	14	22.34	22.35	22.20	22	2
3	16QAM	8	0	21.16	21.13	21.07		
3	16QAM	8	4	21.18	21.16	21.07		
3	16QAM	8	7	21.13	21.10	21.05	22	2
3	16QAM	15	0	21.10	21.11	21.04		
3	64QAM	1	0	21.35	21.19	21.23		
3	64QAM	1	8	21.32	21.34	21.25	22	2
3	64QAM	1	14	21.29	21.29	21.16		
3	64QAM	8	0	20.21	20.18	20.14		
3	64QAM	8	4	20.25	20.20	20.14	21	3
3	64QAM	8	7	20.18	20.18	20.12		
3	64QAM	15	0	20.19	20.17	20.14		



Channel				23017	23095	23173	Tune-up limit (dBm)	MPR (dB)
Frequency (MHz)				699.7	707.5	715.3		
1.4	QPSK	1	0	23.05	23.02	22.92	24	0
1.4	QPSK	1	3	23.11	23.08	22.95		
1.4	QPSK	1	5	23.02	23.01	22.90		
1.4	QPSK	3	0	23.05	23.07	22.94		
1.4	QPSK	3	1	23.13	23.10	23.00		
1.4	QPSK	3	3	23.08	23.05	22.96		
1.4	QPSK	6	0	22.05	22.05	21.97	23	1
1.4	16QAM	1	0	22.32	22.27	22.18	23	1
1.4	16QAM	1	3	22.40	22.36	22.30		
1.4	16QAM	1	5	22.33	22.29	22.16		
1.4	16QAM	3	0	22.15	22.10	22.00		
1.4	16QAM	3	1	22.16	22.13	22.04		
1.4	16QAM	3	3	22.13	22.10	21.98		
1.4	16QAM	6	0	21.20	21.19	21.08	22	2
1.4	64QAM	1	0	21.35	21.33	21.18	22	2
1.4	64QAM	1	3	21.40	21.35	21.23		
1.4	64QAM	1	5	21.27	21.28	21.12		
1.4	64QAM	3	0	21.27	21.22	21.12		
1.4	64QAM	3	1	21.26	21.27	21.15		
1.4	64QAM	3	3	21.24	21.22	21.09		
1.4	64QAM	6	0	20.21	20.21	20.10	21	3



<LTE Band 13>

BW [MHz]	Modulation	RB Size	RB Offset	Power Low Ch. / Freq.	Power Middle Ch. / Freq.	Power High Ch. / Freq.	Tune-up limit (dBm)	MPR (dB)
Channel				23230				
Frequency (MHz)				782				
10	QPSK	1	0		23.08		24	0
10	QPSK	1	25		23.04			
10	QPSK	1	49		23.00			
10	QPSK	25	0		22.16		23	1
10	QPSK	25	12		22.14			
10	QPSK	25	25		22.06			
10	QPSK	50	0		22.13		23	1
10	16QAM	1	0		22.31			
10	16QAM	1	25		22.39			
10	16QAM	1	49		22.38		22	2
10	16QAM	25	0		21.26			
10	16QAM	25	12		21.22			
10	16QAM	25	25		21.22		22	2
10	16QAM	50	0		21.18			
10	64QAM	1	0		21.29			
10	64QAM	1	25		21.39		22	2
10	64QAM	1	49		21.28			
10	64QAM	25	0		20.34			
10	64QAM	25	12		20.29		21	3
10	64QAM	25	25		20.29			
10	64QAM	50	0		20.27			



Channel				23205	23230	23255	Tune-up limit (dBm)	MPR (dB)
Frequency (MHz)				779.5	782	784.5		
5	QPSK	1	0	23.01	22.95	23.02	24	0
5	QPSK	1	12	22.97	23.02	23.01		
5	QPSK	1	24	23.07	23.01	23.00		
5	QPSK	12	0	22.10	22.14	22.08	23	1
5	QPSK	12	7	22.17	22.16	22.11		
5	QPSK	12	13	22.17	22.10	22.07		
5	QPSK	25	0	22.15	22.11	22.12	23	1
5	16QAM	1	0	22.25	22.30	22.37		
5	16QAM	1	12	22.28	22.41	22.33		
5	16QAM	1	24	22.43	22.38	22.29	22	2
5	16QAM	12	0	21.16	21.21	21.23		
5	16QAM	12	7	21.25	21.24	21.18		
5	16QAM	12	13	21.26	21.24	21.20	22	2
5	16QAM	25	0	21.23	21.25	21.19		
5	64QAM	1	0	21.33	21.31	21.42		
5	64QAM	1	12	21.31	21.39	21.36	22	2
5	64QAM	1	24	21.43	21.37	21.34		
5	64QAM	12	0	20.27	20.31	20.26		
5	64QAM	12	7	20.32	20.34	20.28	21	3
5	64QAM	12	13	20.35	20.29	20.29		
5	64QAM	25	0	20.34	20.34	20.31		



<LTE Band 14>

BW [MHz]	Modulation	RB Size	RB Offset	Power Low Ch. / Freq.	Power Middle Ch. / Freq.	Power High Ch. / Freq.	Tune-up limit (dBm)	MPR (dB)
Channel				23330				
Frequency (MHz)				793				
10	QPSK	1	0		23.06		24	0
10	QPSK	1	25		22.99			
10	QPSK	1	49		22.95			
10	QPSK	25	0		22.09		23	1
10	QPSK	25	12		22.09			
10	QPSK	25	25		22.07			
10	QPSK	50	0		22.09		23	1
10	16QAM	1	0		22.37			
10	16QAM	1	25		22.22			
10	16QAM	1	49		22.26		22	2
10	16QAM	25	0		21.15			
10	16QAM	25	12		21.14			
10	16QAM	25	25		21.09		22	2
10	16QAM	50	0		21.14			
10	64QAM	1	0		21.32			
10	64QAM	1	25		21.17		22	2
10	64QAM	1	49		21.24			
10	64QAM	25	0		20.23			
10	64QAM	25	12		20.22		21	3
10	64QAM	25	25		20.15			
10	64QAM	50	0		20.17			



Channel				23305	23330	23355	Tune-up limit (dBm)	MPR (dB)
Frequency (MHz)				790.5	793	795.5		
5	QPSK	1	0	23.05	23.01	22.98	24	0
5	QPSK	1	12	22.99	22.98	22.95		
5	QPSK	1	24	23.01	22.97	22.94		
5	QPSK	12	0	22.06	22.01	22.02	23	1
5	QPSK	12	7	22.09	22.05	22.04		
5	QPSK	12	13	22.03	22.04	21.98		
5	QPSK	25	0	22.05	22.07	22.03	23	1
5	16QAM	1	0	22.33	22.29	22.16		
5	16QAM	1	12	22.27	22.21	22.16		
5	16QAM	1	24	22.20	22.19	22.22	22	2
5	16QAM	12	0	21.17	21.09	21.05		
5	16QAM	12	7	21.13	21.10	21.05		
5	16QAM	12	13	21.13	21.09	21.05	22	2
5	16QAM	25	0	21.14	21.09	21.07		
5	64QAM	1	0	21.33	21.25	21.21		
5	64QAM	1	12	21.29	21.19	21.18	22	2
5	64QAM	1	24	21.21	21.16	21.20		
5	64QAM	12	0	20.24	20.20	20.10		
5	64QAM	12	7	20.21	20.16	20.13	21	3
5	64QAM	12	13	20.19	20.14	20.13		
5	64QAM	25	0	20.23	20.18	20.14		



<LTE Band 17>

BW [MHz]	Modulation	RB Size	RB Offset	Power Low Ch. / Freq.	Power Middle Ch. / Freq.	Power High Ch. / Freq.	Tune-up limit (dBm)	MPR (dB)
Channel				23780	23790	23800		
Frequency (MHz)				709	710	711		
10	QPSK	1	0	23.04	23.10	22.97	24	0
10	QPSK	1	25	23.02	23.03	23.06		
10	QPSK	1	49	23.05	23.05	23.03		
10	QPSK	25	0	22.09	22.18	22.14	23	1
10	QPSK	25	12	22.17	22.16	22.16		
10	QPSK	25	25	22.14	22.15	22.14		
10	QPSK	50	0	22.16	22.14	22.15		
10	16QAM	1	0	22.30	22.27	22.30	23	1
10	16QAM	1	25	22.26	22.31	22.33		
10	16QAM	1	49	22.35	22.35	22.30		
10	16QAM	25	0	21.13	21.17	21.20	22	2
10	16QAM	25	12	21.22	21.22	21.21		
10	16QAM	25	25	21.17	21.20	21.20		
10	16QAM	50	0	21.23	21.21	21.19		
10	64QAM	1	0	21.31	21.25	21.27	22	2
10	64QAM	1	25	21.24	21.30	21.31		
10	64QAM	1	49	21.34	21.32	21.31		
10	64QAM	25	0	20.21	20.26	20.28	21	3
10	64QAM	25	12	20.31	20.30	20.29		
10	64QAM	25	25	20.26	20.28	20.28		
10	64QAM	50	0	20.26	20.28	20.25		



Channel				23755	23790	23825	Tune-up limit (dBm)	MPR (dB)
Frequency (MHz)				706.5	710	713.5		
5	QPSK	1	0	23.02	22.99	23.01	24	0
5	QPSK	1	12	22.99	23.06	23.01		
5	QPSK	1	24	23.02	23.09	23.02		
5	QPSK	12	0	22.09	22.13	22.07	23	1
5	QPSK	12	7	22.10	22.12	22.12		
5	QPSK	12	13	22.07	22.12	22.07		
5	QPSK	25	0	22.08	22.13	22.07	23	1
5	16QAM	1	0	22.37	22.24	22.34		
5	16QAM	1	12	22.28	22.35	22.32		
5	16QAM	1	24	22.29	22.39	22.28	22	2
5	16QAM	12	0	21.11	21.17	21.12		
5	16QAM	12	7	21.14	21.18	21.19		
5	16QAM	12	13	21.12	21.18	21.15	22	2
5	16QAM	25	0	21.12	21.19	21.13		
5	64QAM	1	0	21.32	21.27	21.32		
5	64QAM	1	12	21.24	21.33	21.26	22	2
5	64QAM	1	24	21.27	21.35	21.26		
5	64QAM	12	0	20.19	20.25	20.19		
5	64QAM	12	7	20.22	20.23	20.24	21	3
5	64QAM	12	13	20.20	20.26	20.20		
5	64QAM	25	0	20.19	20.27	20.20		



<LTE Band 25>

BW [MHz]	Modulation	RB Size	RB Offset	Power Low Ch. / Freq.	Power Middle Ch. / Freq.	Power High Ch. / Freq.	Tune-up limit (dBm)	MPR (dB)
Channel				26140	26340	26590		
Frequency (MHz)				1860	1880	1905		
20	QPSK	1	0	23.33	23.32	23.01	24	0
20	QPSK	1	49	22.90	22.95	22.88		
20	QPSK	1	99	23.10	23.03	22.83		
20	QPSK	50	0	22.15	22.14	22.02	23	1
20	QPSK	50	24	22.01	22.08	21.94		
20	QPSK	50	50	22.05	21.97	21.86		
20	QPSK	100	0	22.17	22.08	21.94		
20	16QAM	1	0	22.67	22.67	22.40	23	1
20	16QAM	1	49	22.30	22.32	22.26		
20	16QAM	1	99	22.44	22.40	22.26		
20	16QAM	50	0	21.19	21.24	21.11	22	2
20	16QAM	50	24	21.14	21.17	21.06		
20	16QAM	50	50	21.16	21.11	20.98		
20	16QAM	100	0	21.23	21.18	21.05		
20	64QAM	1	0	21.63	21.65	21.34	22	2
20	64QAM	1	49	21.30	21.28	21.19		
20	64QAM	1	99	21.39	21.38	21.17		
20	64QAM	50	0	20.27	20.29	20.20	21	3
20	64QAM	50	24	20.20	20.19	20.13		
20	64QAM	50	50	20.22	20.17	20.04		
20	64QAM	100	0	20.33	20.22	20.15		



Channel				26115	26340	26615	Tune-up limit (dBm)	MPR (dB)
Frequency (MHz)				1857.5	1880	1907.5		
15	QPSK	1	0	23.15	23.13	23.02	24	0
15	QPSK	1	37	22.93	22.93	22.83		
15	QPSK	1	74	22.91	22.90	22.77		
15	QPSK	36	0	22.09	22.10	22.00	23	1
15	QPSK	36	20	22.04	22.03	21.95		
15	QPSK	36	39	21.97	22.00	21.86		
15	QPSK	75	0	22.03	22.07	21.94	23	1
15	16QAM	1	0	22.50	22.48	22.38		
15	16QAM	1	37	22.32	22.31	22.20		
15	16QAM	1	74	22.27	22.32	22.20	22	2
15	16QAM	36	0	21.21	21.22	21.10		
15	16QAM	36	20	21.14	21.14	21.06		
15	16QAM	36	39	21.07	21.13	20.97	22	2
15	16QAM	75	0	21.10	21.17	21.06		
15	64QAM	1	0	21.47	21.46	21.38		
15	64QAM	1	37	21.26	21.28	21.21	22	2
15	64QAM	1	74	21.26	21.26	21.10		
15	64QAM	36	0	20.29	20.32	20.19		
15	64QAM	36	20	20.21	20.21	20.14	21	3
15	64QAM	36	39	20.13	20.21	20.07		
15	64QAM	75	0	20.19	20.24	20.13		
Channel				26090	26340	26640	Tune-up limit (dBm)	MPR (dB)
Frequency (MHz)				1855	1880	1910		
10	QPSK	1	0	23.26	23.20	22.90	24	0
10	QPSK	1	25	22.94	22.92	22.77		
10	QPSK	1	49	23.10	23.08	22.76		
10	QPSK	25	0	22.06	22.07	21.88	23	1
10	QPSK	25	12	22.05	22.03	21.88		
10	QPSK	25	25	21.95	21.98	21.82		
10	QPSK	50	0	22.03	22.03	21.84	23	1
10	16QAM	1	0	22.60	22.58	22.30		
10	16QAM	1	25	22.31	22.36	22.13		
10	16QAM	1	49	22.51	22.47	22.14	22	2
10	16QAM	25	0	21.17	21.21	21.01		
10	16QAM	25	12	21.15	21.13	21.00		
10	16QAM	25	25	21.07	21.10	20.93	22	2
10	16QAM	50	0	21.12	21.13	20.99		
10	64QAM	1	0	21.57	21.59	21.28		
10	64QAM	1	25	21.30	21.30	21.16	22	2
10	64QAM	1	49	21.42	21.45	21.09		
10	64QAM	25	0	20.23	20.26	20.09		
10	64QAM	25	12	20.22	20.23	20.06	21	3
10	64QAM	25	25	20.15	20.18	19.99		
10	64QAM	50	0	20.20	20.21	20.05		



Channel				26065	26340	26665	Tune-up limit (dBm)	MPR (dB)
Frequency (MHz)				1852.5	1880	1912.5		
5	QPSK	1	0	23.03	22.99	22.82	24	0
5	QPSK	1	12	22.96	22.92	22.72		
5	QPSK	1	24	22.96	22.92	22.70		
5	QPSK	12	0	22.02	22.05	21.85	23	1
5	QPSK	12	7	22.04	22.00	21.84		
5	QPSK	12	13	21.96	22.01	21.79		
5	QPSK	25	0	21.97	21.99	21.81	23	1
5	16QAM	1	0	22.36	22.38	22.15		
5	16QAM	1	12	22.30	22.29	22.09		
5	16QAM	1	24	22.30	22.33	22.07	22	2
5	16QAM	12	0	21.14	21.11	20.97		
5	16QAM	12	7	21.12	21.12	20.94		
5	16QAM	12	13	21.08	21.08	20.93	22	2
5	16QAM	25	0	21.10	21.09	20.90		
5	64QAM	1	0	21.37	21.32	21.16		
5	64QAM	1	12	21.27	21.29	21.13	22	2
5	64QAM	1	24	21.31	21.29	21.11		
5	64QAM	12	0	20.18	20.18	20.02		
5	64QAM	12	7	20.21	20.19	20.02	21	3
5	64QAM	12	13	20.15	20.14	20.00		
5	64QAM	25	0	20.19	20.17	19.99		
Channel				26055	26340	26675	Tune-up limit (dBm)	MPR (dB)
Frequency (MHz)				1851.5	1880	1913.5		
3	QPSK	1	0	22.75	22.69	22.50	24	0
3	QPSK	1	8	22.72	22.65	22.45		
3	QPSK	1	14	22.71	22.63	22.44		
3	QPSK	8	0	21.76	21.75	21.55	23	1
3	QPSK	8	4	21.79	21.75	21.55		
3	QPSK	8	7	21.75	21.75	21.50		
3	QPSK	15	0	21.72	21.74	21.54	23	1
3	16QAM	1	0	22.11	22.08	21.88		
3	16QAM	1	8	22.09	22.06	21.84		
3	16QAM	1	14	22.04	21.96	21.85	22	2
3	16QAM	8	0	20.90	20.88	20.72		
3	16QAM	8	4	20.93	20.93	20.72		
3	16QAM	8	7	20.88	20.85	20.73	22	2
3	16QAM	15	0	20.85	20.83	20.67		
3	64QAM	1	0	21.06	21.05	20.84		
3	64QAM	1	8	21.09	21.00	20.81	22	2
3	64QAM	1	14	21.04	21.01	20.79		
3	64QAM	8	0	19.95	19.92	19.75		
3	64QAM	8	4	19.99	19.95	19.76	21	3
3	64QAM	8	7	19.93	19.91	19.72		
3	64QAM	15	0	19.91	19.90	19.69		



Channel				26047	26340	26683	Tune-up limit (dBm)	MPR (dB)
Frequency (MHz)				1850.7	1880	1914.3		
1.4	QPSK	1	0	22.86	22.83	22.57	24	0
1.4	QPSK	1	3	22.93	22.86	22.64		
1.4	QPSK	1	5	22.85	22.78	22.53		
1.4	QPSK	3	0	22.92	22.84	22.62		
1.4	QPSK	3	1	22.95	22.87	22.63		
1.4	QPSK	3	3	22.91	22.81	22.61		
1.4	QPSK	6	0	21.90	21.86	21.67	23	1
1.4	16QAM	1	0	22.25	22.17	21.98	23	1
1.4	16QAM	1	3	22.32	22.28	22.04		
1.4	16QAM	1	5	22.24	22.14	21.93		
1.4	16QAM	3	0	22.02	21.98	21.75		
1.4	16QAM	3	1	22.06	22.01	21.77		
1.4	16QAM	3	3	22.03	21.95	21.71		
1.4	16QAM	6	0	21.03	21.04	20.84	22	2
1.4	64QAM	1	0	21.17	21.16	20.93	22	2
1.4	64QAM	1	3	21.28	21.26	21.01		
1.4	64QAM	1	5	21.16	21.11	20.91		
1.4	64QAM	3	0	21.14	21.09	20.86		
1.4	64QAM	3	1	21.15	21.16	20.86		
1.4	64QAM	3	3	21.13	21.06	20.83		
1.4	64QAM	6	0	20.05	20.03	19.84	21	3



<LTE Band 26>

BW [MHz]	Modulation	RB Size	RB Offset	Power Low Ch. / Freq.	Power Middle Ch. / Freq.	Power High Ch. / Freq.	Tune-up limit (dBm)	MPR (dB)
Channel				26765	26865	26965		
Frequency (MHz)				821.5	831.5	841.5		
15	QPSK	1	0	22.98	22.96	22.99	24	0
15	QPSK	1	37	22.85	23.03	22.99		
15	QPSK	1	74	22.78	23.00	22.85		
15	QPSK	36	0	21.91	22.09	22.03	23	1
15	QPSK	36	20	22.03	22.08	22.07		
15	QPSK	36	39	21.95	22.04	22.00		
15	QPSK	75	0	22.02	22.03	21.93		
15	16QAM	1	0	22.13	22.31	22.40	23	1
15	16QAM	1	37	22.29	22.34	22.32		
15	16QAM	1	74	22.15	22.41	22.22		
15	16QAM	36	0	21.12	21.15	21.08	22	2
15	16QAM	36	20	21.18	21.16	21.16		
15	16QAM	36	39	21.12	21.11	21.09		
15	16QAM	75	0	21.06	21.16	21.03		
15	64QAM	1	0	21.23	21.31	21.34	22	2
15	64QAM	1	37	21.18	21.36	21.29		
15	64QAM	1	74	21.26	21.33	21.22		
15	64QAM	36	0	20.12	20.24	20.17	21	3
15	64QAM	36	20	20.32	20.23	20.22		
15	64QAM	36	39	20.18	20.20	20.17		
15	64QAM	75	0	20.09	20.21	20.14		



Channel				26740	26865	26990	Tune-up limit (dBm)	MPR (dB)
Frequency (MHz)				819	831.5	844		
10	QPSK	1	0	22.99	22.92	23.00	24	0
10	QPSK	1	25	22.90	22.97	22.90		
10	QPSK	1	49	22.98	22.94	22.83		
10	QPSK	25	0	22.00	22.07	22.04	23	1
10	QPSK	25	12	21.98	22.05	21.99		
10	QPSK	25	25	22.07	22.00	21.94		
10	QPSK	50	0	22.09	22.04	21.97	23	1
10	16QAM	1	0	22.27	22.26	22.32		
10	16QAM	1	25	22.22	22.33	22.26		
10	16QAM	1	49	22.30	22.28	22.20	22	2
10	16QAM	25	0	21.06	21.14	21.12		
10	16QAM	25	12	21.09	21.12	21.12		
10	16QAM	25	25	21.15	21.09	21.04	22	2
10	16QAM	50	0	21.18	21.12	21.10		
10	64QAM	1	0	21.27	21.22	21.32		
10	64QAM	1	25	21.22	21.28	21.21	22	2
10	64QAM	1	49	21.32	21.28	21.19		
10	64QAM	25	0	20.15	20.23	20.21		
10	64QAM	25	12	20.17	20.21	20.19	21	3
10	64QAM	25	25	20.23	20.15	20.11		
10	64QAM	50	0	20.24	20.20	20.16		
Channel				26715	26865	27015	Tune-up limit (dBm)	MPR (dB)
Frequency (MHz)				816.5	831.5	846.5		
5	QPSK	1	0	22.97	23.02	22.97	24	0
5	QPSK	1	12	22.94	22.99	22.89		
5	QPSK	1	24	22.93	22.97	22.87		
5	QPSK	12	0	22.03	22.02	22.00	23	1
5	QPSK	12	7	22.01	22.06	21.98		
5	QPSK	12	13	22.00	22.03	21.94		
5	QPSK	25	0	21.99	22.02	21.95	23	1
5	16QAM	1	0	22.31	22.31	22.25		
5	16QAM	1	12	22.28	22.33	22.27		
5	16QAM	1	24	22.25	22.35	22.25	22	2
5	16QAM	12	0	21.11	21.17	21.09		
5	16QAM	12	7	21.12	21.14	21.09		
5	16QAM	12	13	21.07	21.16	21.07	22	2
5	16QAM	25	0	21.11	21.13	21.07		
5	64QAM	1	0	21.25	21.30	21.28		
5	64QAM	1	12	21.24	21.33	21.23	22	2
5	64QAM	1	24	21.26	21.29	21.19		
5	64QAM	12	0	20.17	20.21	20.13		
5	64QAM	12	7	20.16	20.21	20.14	21	3
5	64QAM	12	13	20.14	20.23	20.13		
5	64QAM	25	0	20.16	20.16	20.15		



Channel				26705	26865	27025	Tune-up limit (dBm)	MPR (dB)
Frequency (MHz)				815.5	831.5	847.5		
3	QPSK	1	0	23.00	23.00	22.93	24	0
3	QPSK	1	8	22.93	22.98	22.86		
3	QPSK	1	14	22.94	22.99	22.85		
3	QPSK	8	0	22.00	22.01	21.93	23	1
3	QPSK	8	4	22.02	22.07	21.94		
3	QPSK	8	7	22.02	22.01	21.93		
3	QPSK	15	0	22.02	22.03	21.94	23	1
3	16QAM	1	0	22.26	22.36	22.27		
3	16QAM	1	8	22.24	22.37	22.26		
3	16QAM	1	14	22.23	22.30	22.20	22	2
3	16QAM	8	0	21.12	21.19	21.12		
3	16QAM	8	4	21.14	21.19	21.13		
3	16QAM	8	7	21.12	21.17	21.06	22	2
3	16QAM	15	0	21.11	21.14	21.04		
3	64QAM	1	0	21.24	21.28	21.20		
3	64QAM	1	8	21.24	21.31	21.22	22	2
3	64QAM	1	14	21.23	21.28	21.19		
3	64QAM	8	0	20.15	20.24	20.14		
3	64QAM	8	4	20.17	20.24	20.17	21	3
3	64QAM	8	7	20.15	20.20	20.09		
3	64QAM	15	0	20.16	20.21	20.09		
Channel				26697	26865	27033	Tune-up limit (dBm)	MPR (dB)
Frequency (MHz)				814.7	831.5	848.3		
1.4	QPSK	1	0	22.89	22.91	22.79	24	0
1.4	QPSK	1	3	22.98	22.98	22.87		
1.4	QPSK	1	5	22.88	22.88	22.77		
1.4	QPSK	3	0	22.98	22.96	22.85		
1.4	QPSK	3	1	22.98	23.02	22.87		
1.4	QPSK	3	3	22.93	22.97	22.85	23	1
1.4	QPSK	6	0	21.95	21.95	21.85		
1.4	16QAM	1	0	22.21	22.26	22.17	23	1
1.4	16QAM	1	3	22.31	22.31	22.19		
1.4	16QAM	1	5	22.14	22.26	22.13		
1.4	16QAM	3	0	22.02	22.08	21.96		
1.4	16QAM	3	1	22.05	22.09	22.00		
1.4	16QAM	3	3	21.97	22.06	21.91	22	2
1.4	16QAM	6	0	21.10	21.13	21.03		
1.4	64QAM	1	0	21.21	21.21	21.16	22	2
1.4	64QAM	1	3	21.23	21.31	21.21		
1.4	64QAM	1	5	21.18	21.27	21.09		
1.4	64QAM	3	0	21.12	21.17	21.09		
1.4	64QAM	3	1	21.15	21.24	21.09		
1.4	64QAM	3	3	21.10	21.16	21.01	21	3
1.4	64QAM	6	0	20.10	20.12	20.05		



<LTE Band 30>

BW [MHz]	Modulation	RB Size	RB Offset	Power Low Ch. / Freq.	Power Middle Ch. / Freq.	Power High Ch. / Freq.	Tune-up limit (dBm)	MPR (dB)
Channel				27710			24	0
Frequency (MHz)				2310				
10	QPSK	1	0		23.43		24	0
10	QPSK	1	25		23.42			
10	QPSK	1	49		23.42			
10	QPSK	25	0		22.53		23	1
10	QPSK	25	12		22.49			
10	QPSK	25	25		22.42			
10	QPSK	50	0		22.49		23	1
10	16QAM	1	0		22.80			
10	16QAM	1	25		22.86			
10	16QAM	1	49		22.83		22	2
10	16QAM	25	0		21.66			
10	16QAM	25	12		21.61			
10	16QAM	25	25		21.58		22	2
10	16QAM	50	0		21.62			
10	64QAM	1	0		21.79			
10	64QAM	1	25		21.84		22	2
10	64QAM	1	49		21.80			
10	64QAM	25	0		20.71			
10	64QAM	25	12		20.70		21	3
10	64QAM	25	25		20.65			
10	64QAM	50	0		20.69			
Channel				27685	27710	27735	24	0
Frequency (MHz)				2307.5	2310	2312.5		
5	QPSK	1	0	23.32	23.40	23.40	24	0
5	QPSK	1	12	23.36	23.23	23.38		
5	QPSK	1	24	23.38	23.39	23.37		
5	QPSK	12	0	22.44	22.51	22.48	23	1
5	QPSK	12	7	22.41	22.52	22.48		
5	QPSK	12	13	22.49	22.50	22.46		
5	QPSK	25	0	22.40	22.46	22.41	23	1
5	16QAM	1	0	22.76	22.82	22.85		
5	16QAM	1	12	22.78	22.85	22.78		
5	16QAM	1	24	22.83	22.85	22.80	22	2
5	16QAM	12	0	21.54	21.63	21.61		
5	16QAM	12	7	21.55	21.63	21.62		
5	16QAM	12	13	21.63	21.59	21.59	22	2
5	16QAM	25	0	21.51	21.58	21.57		
5	64QAM	1	0	21.73	21.83	21.86		
5	64QAM	1	12	21.74	21.81	21.80	22	2
5	64QAM	1	24	21.80	21.80	21.81		
5	64QAM	12	0	20.61	20.67	20.67		
5	64QAM	12	7	20.63	20.69	20.66	21	3
5	64QAM	12	13	20.69	20.63	20.66		
5	64QAM	25	0	20.57	20.66	20.67		



<LTE Band 66>

BW [MHz]	Modulation	RB Size	RB Offset	Power Low Ch. / Freq.	Power Middle Ch. / Freq.	Power High Ch. / Freq.	Tune-up limit (dBm)	MPR (dB)
Channel				132072	132322	132572		
Frequency (MHz)				1720	1745	1770		
20	QPSK	1	0	22.97	23.31	23.24	24	0
20	QPSK	1	49	22.84	23.01	23.01		
20	QPSK	1	99	22.85	22.97	22.94		
20	QPSK	50	0	21.98	22.17	22.14	23	1
20	QPSK	50	24	21.94	22.12	22.10		
20	QPSK	50	50	21.91	22.05	22.04		
20	QPSK	100	0	21.94	22.15	22.10		
20	16QAM	1	0	22.43	22.64	22.66	23	1
20	16QAM	1	49	22.32	22.32	22.51		
20	16QAM	1	99	22.16	22.30	22.34		
20	16QAM	50	0	20.99	21.29	21.27	22	2
20	16QAM	50	24	21.02	21.20	21.22		
20	16QAM	50	50	20.94	21.14	21.16		
20	16QAM	100	0	21.00	21.23	21.21		
20	64QAM	1	0	21.39	21.57	21.60	22	2
20	64QAM	1	49	21.20	21.32	21.40		
20	64QAM	1	99	21.11	21.27	21.33		
20	64QAM	50	0	20.12	20.34	20.37	21	3
20	64QAM	50	24	20.11	20.30	20.28		
20	64QAM	50	50	20.06	20.20	20.22		
20	64QAM	100	0	20.08	20.28	20.29		



Channel				132047	132322	132597	Tune-up limit (dBm)	MPR (dB)
Frequency (MHz)				1717.5	1745	1772.5		
15	QPSK	1	0	23.22	23.26	23.24	24	0
15	QPSK	1	37	23.07	23.04	23.01		
15	QPSK	1	74	23.06	23.03	23.00		
15	QPSK	36	0	22.13	22.15	22.17	23	1
15	QPSK	36	20	22.08	22.11	22.09		
15	QPSK	36	39	22.08	22.04	22.08		
15	QPSK	75	0	22.10	22.12	22.09	23	1
15	16QAM	1	0	22.56	22.61	22.69		
15	16QAM	1	37	22.47	22.36	22.44		
15	16QAM	1	74	22.48	22.40	22.42	22	2
15	16QAM	36	0	21.28	21.27	21.28		
15	16QAM	36	20	21.21	21.25	21.22		
15	16QAM	36	39	21.16	21.19	21.13	22	2
15	16QAM	75	0	21.22	21.20	21.21		
15	64QAM	1	0	21.56	21.57	21.65		
15	64QAM	1	37	21.41	21.36	21.37	22	2
15	64QAM	1	74	21.43	21.36	21.37		
15	64QAM	36	0	20.35	20.35	20.37		
15	64QAM	36	20	20.27	20.28	20.31	21	3
15	64QAM	36	39	20.26	20.23	20.25		
15	64QAM	75	0	20.31	20.32	20.31		
Channel				132022	132322	132622	Tune-up limit (dBm)	MPR (dB)
Frequency (MHz)				1715	1745	1775		
10	QPSK	1	0	23.13	23.14	23.12	24	0
10	QPSK	1	25	22.99	22.96	22.91		
10	QPSK	1	49	23.03	22.92	23.04		
10	QPSK	25	0	22.03	22.04	22.07	23	1
10	QPSK	25	12	21.95	22.01	21.96		
10	QPSK	25	25	21.98	21.93	21.98		
10	QPSK	50	0	22.00	22.04	21.98	23	1
10	16QAM	1	0	22.46	22.49	22.59		
10	16QAM	1	25	22.37	22.24	22.35		
10	16QAM	1	49	22.38	22.31	22.32	22	2
10	16QAM	25	0	21.16	21.15	21.17		
10	16QAM	25	12	21.11	21.16	21.12		
10	16QAM	25	25	21.06	21.07	21.03	22	2
10	16QAM	50	0	21.12	21.16	21.11		
10	64QAM	1	0	21.45	21.46	21.55		
10	64QAM	1	25	21.31	21.26	21.25	22	2
10	64QAM	1	49	21.33	21.24	21.27		
10	64QAM	25	0	20.25	20.24	20.27		
10	64QAM	25	12	20.17	20.23	20.21	21	3
10	64QAM	25	25	20.16	20.13	20.15		
10	64QAM	50	0	20.21	20.22	20.21		



Channel				131997	132322	132647	Tune-up limit (dBm)	MPR (dB)
Frequency (MHz)				1712.5	1745	1777.5		
5	QPSK	1	0	23.30	23.29	23.10	24	0
5	QPSK	1	12	23.15	23.14	23.09		
5	QPSK	1	24	23.11	23.06	23.12		
5	QPSK	12	0	22.17	22.25	22.24	23	1
5	QPSK	12	7	22.18	22.29	22.19		
5	QPSK	12	13	22.24	22.14	22.16		
5	QPSK	25	0	22.20	22.16	22.19	23	1
5	16QAM	1	0	22.43	22.71	22.65		
5	16QAM	1	12	22.57	22.48	22.54		
5	16QAM	1	24	22.52	22.50	22.52	22	2
5	16QAM	12	0	21.38	21.42	21.40		
5	16QAM	12	7	21.31	21.34	21.32		
5	16QAM	12	13	21.26	21.29	21.26	22	2
5	16QAM	25	0	21.32	21.42	21.31		
5	64QAM	1	0	21.66	21.67	21.54		
5	64QAM	1	12	21.51	21.54	21.47	22	2
5	64QAM	1	24	21.53	21.46	21.47		
5	64QAM	12	0	20.54	20.45	20.47		
5	64QAM	12	7	20.37	20.40	20.41	21	3
5	64QAM	12	13	20.36	20.39	20.35		
5	64QAM	25	0	20.41	20.37	20.45		
Channel				131987	132322	132657	Tune-up limit (dBm)	MPR (dB)
Frequency (MHz)				1711.5	1745	1778.5		
3	QPSK	1	0	23.01	23.13	23.14	24	0
3	QPSK	1	8	22.76	22.91	22.91		
3	QPSK	1	14	22.67	22.87	22.84		
3	QPSK	8	0	21.76	22.07	22.04	23	1
3	QPSK	8	4	21.73	22.02	22.00		
3	QPSK	8	7	21.70	21.95	21.94		
3	QPSK	15	0	21.68	22.05	22.00	23	1
3	16QAM	1	0	22.34	22.54	22.56		
3	16QAM	1	8	22.26	22.22	22.41		
3	16QAM	1	14	22.11	22.20	22.24	22	2
3	16QAM	8	0	21.01	21.19	21.17		
3	16QAM	8	4	20.98	21.10	21.12		
3	16QAM	8	7	20.89	21.04	21.06	22	2
3	16QAM	15	0	20.99	21.13	21.11		
3	64QAM	1	0	21.32	21.47	21.50		
3	64QAM	1	8	21.11	21.22	21.30	22	2
3	64QAM	1	14	21.13	21.17	21.23		
3	64QAM	8	0	20.07	20.24	20.27		
3	64QAM	8	4	20.06	20.20	20.18	21	3
3	64QAM	8	7	19.97	20.10	20.12		
3	64QAM	15	0	20.11	20.18	20.19		



Channel				131979	132322	132665	Tune-up limit (dBm)	MPR (dB)
Frequency (MHz)				1710.7	1745	1779.3		
1.4	QPSK	1	0	22.98	23.10	23.11	24	0
1.4	QPSK	1	3	22.73	22.86	22.88		
1.4	QPSK	1	5	22.76	22.81	22.81		
1.4	QPSK	3	0	22.73	22.46	22.30		
1.4	QPSK	3	1	22.73	22.38	22.38		
1.4	QPSK	3	3	22.78	22.43	22.39		
1.4	QPSK	6	0	21.65	22.03	21.97	23	1
1.4	16QAM	1	0	22.31	22.51	22.53	23	1
1.4	16QAM	1	3	22.23	22.21	22.38		
1.4	16QAM	1	5	22.08	22.19	22.21		
1.4	16QAM	3	0	21.67	21.33	21.34		
1.4	16QAM	3	1	21.70	21.32	21.39		
1.4	16QAM	3	3	21.43	21.40	21.50		
1.4	16QAM	6	0	20.96	21.06	21.08	22	2
1.4	64QAM	1	0	21.32	21.44	21.50	22	2
1.4	64QAM	1	3	21.11	21.17	21.30		
1.4	64QAM	1	5	21.13	21.18	21.23		
1.4	64QAM	3	0	20.96	21.10	21.16		
1.4	64QAM	3	1	20.95	21.02	21.07		
1.4	64QAM	3	3	20.86	21.01	21.01		
1.4	64QAM	6	0	20.36	20.42	20.44	21	3



<LTE Band 71>

BW [MHz]	Modulation	RB Size	RB Offset	Power Low Ch. / Freq.	Power Middle Ch. / Freq.	Power High Ch. / Freq.	Tune-up limit (dBm)	MPR (dB)
Channel				133222	133322	133372		
Frequency (MHz)				673	683	688		
20	QPSK	1	0	23.42	23.37	23.32	24	0
20	QPSK	1	49	23.22	23.12	23.14		
20	QPSK	1	99	23.07	23.09	23.03		
20	QPSK	50	0	22.37	22.33	22.27	23	1
20	QPSK	50	24	22.28	22.21	22.22		
20	QPSK	50	50	22.24	22.23	22.15		
20	QPSK	100	0	22.21	22.25	22.20		
20	16QAM	1	0	22.78	22.60	22.73	23	1
20	16QAM	1	49	22.54	22.39	22.48		
20	16QAM	1	99	22.37	22.45	22.38		
20	16QAM	50	0	21.46	21.40	21.28	22	2
20	16QAM	50	24	21.33	21.26	21.29		
20	16QAM	50	50	21.32	21.25	21.15		
20	16QAM	100	0	21.38	21.22	21.26		
20	64QAM	1	0	21.69	21.65	21.67	22	2
20	64QAM	1	49	21.43	21.34	21.32		
20	64QAM	1	99	21.47	21.43	21.39		
20	64QAM	50	0	20.46	20.45	20.39	21	3
20	64QAM	50	24	20.29	20.31	20.33		
20	64QAM	50	50	20.33	20.30	20.26		
20	64QAM	100	0	20.40	20.36	20.31		



Channel				133197	133297	133397	Tune-up limit (dBm)	MPR (dB)
Frequency (MHz)				670.5	680.5	690.5		
15	QPSK	1	0	23.30	23.31	23.28	24	0
15	QPSK	1	37	23.24	23.20	23.23		
15	QPSK	1	74	23.14	23.10	23.12		
15	QPSK	36	0	22.31	22.29	22.27	23	1
15	QPSK	36	20	22.21	22.22	22.18		
15	QPSK	36	39	22.18	22.12	22.13		
15	QPSK	75	0	22.20	22.19	22.21	23	1
15	16QAM	1	0	22.65	22.61	22.65		
15	16QAM	1	37	22.41	22.43	22.45		
15	16QAM	1	74	22.36	22.31	22.32	22	2
15	16QAM	36	0	21.32	21.41	21.43		
15	16QAM	36	20	21.34	21.29	21.31		
15	16QAM	36	39	21.12	21.11	21.12	22	2
15	16QAM	75	0	21.29	21.27	21.21		
15	64QAM	1	0	21.64	21.63	21.47		
15	64QAM	1	37	21.45	21.46	21.32	22	2
15	64QAM	1	74	21.29	21.34	21.44		
15	64QAM	36	0	20.43	20.47	20.41		
15	64QAM	36	20	20.34	20.32	20.29	21	3
15	64QAM	36	39	20.18	20.21	20.24		
15	64QAM	75	0	20.36	20.35	20.26		
Channel				133172	133272	133422	Tune-up limit (dBm)	MPR (dB)
Frequency (MHz)				668	678	693		
10	QPSK	1	0	23.21	23.25	23.24	24	0
10	QPSK	1	25	23.22	23.23	23.22		
10	QPSK	1	49	23.15	23.13	23.12		
10	QPSK	25	0	22.36	22.37	22.33	23	1
10	QPSK	25	12	22.38	22.34	22.31		
10	QPSK	25	25	22.26	22.23	22.24		
10	QPSK	50	0	22.29	22.28	22.29	23	1
10	16QAM	1	0	22.58	22.51	22.45		
10	16QAM	1	25	22.55	22.56	22.48		
10	16QAM	1	49	22.28	22.26	22.25	22	2
10	16QAM	25	0	21.46	21.44	21.43		
10	16QAM	25	12	21.41	21.43	21.42		
10	16QAM	25	25	21.14	21.28	21.28	22	2
10	16QAM	50	0	21.29	21.33	21.28		
10	64QAM	1	0	21.43	21.53	21.52		
10	64QAM	1	25	21.49	21.55	21.49	22	2
10	64QAM	1	49	21.44	21.30	21.18		
10	64QAM	25	0	20.39	20.51	20.50		
10	64QAM	25	12	20.50	20.47	20.40	21	3
10	64QAM	25	25	20.36	20.37	20.27		
10	64QAM	50	0	20.43	20.42	20.30		



Channel				133147	133247	133447	Tune-up limit (dBm)	MPR (dB)
Frequency (MHz)				665.5	675.5	695.5		
5	QPSK	1	0	23.21	23.22	23.25	24	0
5	QPSK	1	12	23.18	23.20	23.26		
5	QPSK	1	24	23.19	23.22	23.21		
5	QPSK	12	0	22.31	22.30	22.38	23	1
5	QPSK	12	7	22.29	22.29	22.36		
5	QPSK	12	13	22.31	22.28	22.37		
5	QPSK	25	0	22.52	22.37	22.41	23	1
5	16QAM	1	0	22.47	22.55	22.48		
5	16QAM	1	12	22.53	22.48	22.45		
5	16QAM	1	24	22.48	22.55	22.49	22	2
5	16QAM	12	0	21.35	21.34	21.33		
5	16QAM	12	7	21.32	21.33	21.18		
5	16QAM	12	13	21.38	21.39	21.45	22	2
5	16QAM	25	0	21.34	21.35	21.32		
5	64QAM	1	0	21.29	21.48	21.47		
5	64QAM	1	12	21.43	21.52	21.43	21	3
5	64QAM	1	24	21.49	21.53	21.29		
5	64QAM	12	0	20.44	20.40	20.33		
5	64QAM	12	7	20.50	20.43	20.35	21	3
5	64QAM	12	13	20.45	20.44	20.40		
5	64QAM	25	0	20.55	20.51	20.43		

<Reduced Power Mode for P-Sensor On>

<LTE Band 2>

BW [MHz]	Modulation	RB Size	RB Offset	Power Low Ch. / Freq.	Power Middle Ch. / Freq.	Power High Ch. / Freq.	Tune-up limit (dBm)	MPR (dB)
Channel				18700	18900	19100		
Frequency (MHz)				1860	1880	1900		
20	QPSK	1	0	16.03	16.00	15.72	16.5	0
20	QPSK	1	49	15.56	15.76	15.67		
20	QPSK	1	99	15.65	15.59	15.87		
20	QPSK	50	0	15.79	15.70	15.68	16.5	0
20	QPSK	50	24	15.67	15.60	15.62		
20	QPSK	50	50	15.66	15.53	15.54		
20	QPSK	100	0	15.79	15.62	15.60		
20	16QAM	1	0	15.76	15.67	15.97	16.5	0
20	16QAM	1	49	15.87	15.84	15.82		
20	16QAM	1	99	15.98	15.84	15.81		
20	16QAM	50	0	15.86	15.77	15.73	16.5	0
20	16QAM	50	24	15.74	15.68	15.67		
20	16QAM	50	50	15.74	15.63	15.63		
20	16QAM	100	0	15.84	15.69	15.65		
20	64QAM	1	0	15.48	15.49	15.59	16.5	0
20	64QAM	1	49	15.49	15.44	15.43		
20	64QAM	1	99	15.63	15.46	15.44		
20	64QAM	50	0	15.57	15.48	15.43	16.5	0
20	64QAM	50	24	15.44	15.39	15.38		
20	64QAM	50	50	15.44	15.33	15.34		
20	64QAM	100	0	15.56	15.41	15.40		



Channel				18675	18900	19125	Tune-up limit (dBm)	MPR (dB)
Frequency (MHz)				1857.5	1880	1902.5		
15	QPSK	1	0	15.78	15.70	15.66	16.5	0
15	QPSK	1	37	15.58	15.50	15.49		
15	QPSK	1	74	15.47	15.43	15.46		
15	QPSK	36	0	15.71	15.61	15.60	16.5	0
15	QPSK	36	20	15.65	15.56	15.57		
15	QPSK	36	39	15.55	15.53	15.48		
15	QPSK	75	0	15.63	15.55	15.54	16.5	0
15	16QAM	1	0	15.89	16.02	15.87		
15	16QAM	1	37	15.91	15.83	15.81		
15	16QAM	1	74	15.80	15.78	15.83	16.5	0
15	16QAM	36	0	15.83	15.76	15.64		
15	16QAM	36	20	15.71	15.65	15.61		
15	16QAM	36	39	15.62	15.63	15.60	16.5	0
15	16QAM	75	0	15.71	15.64	15.64		
15	64QAM	1	0	15.71	15.65	15.64		
15	64QAM	1	37	15.52	15.44	15.42	16.5	0
15	64QAM	1	74	15.40	15.40	15.45		
15	64QAM	36	0	15.53	15.46	15.38		
15	64QAM	36	20	15.42	15.35	15.32	16.5	0
15	64QAM	36	39	15.32	15.33	15.32		
15	64QAM	75	0	15.42	15.38	15.35		
Channel				18650	18900	19150	Tune-up limit (dBm)	MPR (dB)
Frequency (MHz)				1855	1880	1905		
10	QPSK	1	0	15.89	15.76	15.51	16.5	0
10	QPSK	1	25	15.54	15.44	15.42		
10	QPSK	1	49	15.67	15.59	15.87		
10	QPSK	25	0	15.69	15.56	15.56	16.5	0
10	QPSK	25	12	15.63	15.53	15.49		
10	QPSK	25	25	15.59	15.50	15.46		
10	QPSK	50	0	15.62	15.53	15.51	16.5	0
10	16QAM	1	0	15.56	15.67	15.88		
10	16QAM	1	25	15.84	15.78	15.75		
10	16QAM	1	49	15.97	15.94	15.71	16.5	0
10	16QAM	25	0	15.75	15.65	15.63		
10	16QAM	25	12	15.71	15.62	15.57		
10	16QAM	25	25	15.68	15.58	15.54	16.5	0
10	16QAM	50	0	15.74	15.65	15.62		
10	64QAM	1	0	15.77	15.98	15.79		
10	64QAM	1	25	15.75	15.66	15.67	16.5	0
10	64QAM	1	49	15.88	15.84	15.61		
10	64QAM	25	0	15.74	15.65	15.61		
10	64QAM	25	12	15.71	15.63	15.61	16.5	0
10	64QAM	25	25	15.66	15.58	15.53		
10	64QAM	50	0	15.72	15.64	15.62		



Channel				18625	18900	19175	Tune-up limit (dBm)	MPR (dB)
Frequency (MHz)				1852.5	1880	1907.5		
5	QPSK	1	0	15.64	15.50	15.49	16.5	0
5	QPSK	1	12	15.56	15.44	15.44		
5	QPSK	1	24	15.55	15.44	15.37		
5	QPSK	12	0	15.67	15.51	15.48	16.5	0
5	QPSK	12	7	15.62	15.50	15.52		
5	QPSK	12	13	15.59	15.46	15.46		
5	QPSK	25	0	15.62	15.49	15.47	16.5	0
5	16QAM	1	0	15.96	15.82	15.82		
5	16QAM	1	12	15.88	15.77	15.74		
5	16QAM	1	24	15.84	15.74	15.69	16.5	0
5	16QAM	12	0	15.73	15.62	15.58		
5	16QAM	12	7	15.68	15.59	15.54		
5	16QAM	12	13	15.69	15.57	15.49	16.5	0
5	16QAM	25	0	15.70	15.59	15.55		
5	64QAM	1	0	15.83	15.70	15.51		
5	64QAM	1	12	15.47	15.38	15.39	16.5	0
5	64QAM	1	24	15.60	15.56	15.33		
5	64QAM	12	0	15.46	15.37	15.33		
5	64QAM	12	7	15.43	15.35	15.33	16.5	0
5	64QAM	12	13	15.38	15.30	15.25		
5	64QAM	25	0	15.44	15.36	15.34		
Channel				18615	18900	19185	Tune-up limit (dBm)	MPR (dB)
Frequency (MHz)				1851.5	1880	1908.5		
3	QPSK	1	0	15.56	15.87	15.40	16.5	0
3	QPSK	1	8	15.51	15.43	15.39		
3	QPSK	1	14	15.51	15.37	15.65		
3	QPSK	8	0	15.60	15.47	15.40	16.5	0
3	QPSK	8	4	15.59	15.48	15.44		
3	QPSK	8	7	15.58	15.44	15.40		
3	QPSK	15	0	15.57	15.43	15.42	16.5	0
3	16QAM	1	0	15.56	15.79	15.76		
3	16QAM	1	8	15.45	15.45	15.67		
3	16QAM	1	14	15.43	15.76	15.67	16.5	0
3	16QAM	8	0	15.69	15.60	15.52		
3	16QAM	8	4	15.71	15.62	15.55		
3	16QAM	8	7	15.68	15.57	15.49	16.5	0
3	16QAM	15	0	15.66	15.55	15.51		
3	64QAM	1	0	15.48	15.39	15.36		
3	64QAM	1	8	15.47	15.37	15.26	16.5	0
3	64QAM	1	14	15.49	15.37	15.28		
3	64QAM	8	0	15.36	15.26	15.21		
3	64QAM	8	4	15.41	15.31	15.21	16.5	0
3	64QAM	8	7	15.34	15.25	15.18		
3	64QAM	15	0	15.36	15.24	15.21		



Channel				18607	18900	19193	Tune-up limit (dBm)	MPR (dB)
Frequency (MHz)				1850.7	1880	1909.3		
1.4	QPSK	1	0	15.46	15.72	15.31	16.5	0
1.4	QPSK	1	3	15.56	15.40	15.38		
1.4	QPSK	1	5	15.46	15.33	15.29		
1.4	QPSK	3	0	15.56	15.38	15.32		
1.4	QPSK	3	1	15.57	15.40	15.35		
1.4	QPSK	3	3	15.55	15.35	15.34		
1.4	QPSK	6	0	15.54	15.37	15.35	16.5	0
1.4	16QAM	1	0	15.54	15.61	15.54	16.5	0
1.4	16QAM	1	3	15.56	15.67	15.59		
1.4	16QAM	1	5	15.71	15.66	15.50		
1.4	16QAM	3	0	15.63	15.47	15.40		
1.4	16QAM	3	1	15.67	15.54	15.42		
1.4	16QAM	3	3	15.62	15.43	15.36		
1.4	16QAM	6	0	15.67	15.51	15.47	16.5	0
1.4	64QAM	1	0	15.45	15.28	15.18	16.5	0
1.4	64QAM	1	3	15.49	15.31	15.23		
1.4	64QAM	1	5	15.38	15.25	15.18		
1.4	64QAM	3	0	15.37	15.19	15.12		
1.4	64QAM	3	1	15.41	15.28	15.16		
1.4	64QAM	3	3	15.38	15.18	15.12		
1.4	64QAM	6	0	15.34	15.16	15.10	16.5	0



<LTE Band 4>

BW [MHz]	Modulation	RB Size	RB Offset	Power Low Ch. / Freq.	Power Middle Ch. / Freq.	Power High Ch. / Freq.	Tune-up limit (dBm)	MPR (dB)
Channel				20050	20175	20300		
Frequency (MHz)				1720	1732.5	1745		
20	QPSK	1	0	15.87	16.08	16.04	16.5	0
20	QPSK	1	49	15.78	15.87	15.88		
20	QPSK	1	99	15.83	15.77	15.82		
20	QPSK	50	0	15.89	15.95	15.94	16.5	0
20	QPSK	50	24	15.79	15.89	15.84		
20	QPSK	50	50	15.84	15.82	15.87		
20	QPSK	100	0	15.81	15.89	15.87	16.5	0
20	16QAM	1	0	15.93	16.02	15.91		
20	16QAM	1	49	15.81	16.00	16.00		
20	16QAM	1	99	15.91	15.90	15.89	16.5	0
20	16QAM	50	0	16.02	15.87	16.06		
20	16QAM	50	24	15.96	16.03	15.97		
20	16QAM	50	50	15.97	15.98	16.03	16.5	0
20	16QAM	100	0	15.97	16.07	15.99		
20	64QAM	1	0	15.78	15.86	16.02		
20	64QAM	1	49	15.71	15.81	15.84	16.5	0
20	64QAM	1	99	15.73	15.73	15.73		
20	64QAM	50	0	15.64	15.73	15.70		
20	64QAM	50	24	15.57	15.68	15.61	16.5	0
20	64QAM	50	50	15.61	15.58	15.66		
20	64QAM	100	0	15.58	15.71	15.64		



Channel				20025	20175	20325	Tune-up limit (dBm)	MPR (dB)
Frequency (MHz)				1717.5	1732.5	1747.5		
15	QPSK	1	0	15.80	15.89	15.95	16.5	0
15	QPSK	1	37	15.74	15.87	15.89		
15	QPSK	1	74	15.78	15.86	15.88		
15	QPSK	36	0	15.86	15.96	15.88	16.5	0
15	QPSK	36	20	15.82	15.90	15.95		
15	QPSK	36	39	15.77	15.87	15.91		
15	QPSK	75	0	15.81	15.88	15.86	16.5	0
15	16QAM	1	0	15.90	15.87	15.87		
15	16QAM	1	37	15.84	15.97	15.97		
15	16QAM	1	74	15.83	15.95	15.93	16.5	0
15	16QAM	36	0	15.98	15.78	15.76		
15	16QAM	36	20	15.92	15.78	15.67		
15	16QAM	36	39	15.91	15.98	15.76	16.5	0
15	16QAM	75	0	15.92	15.77	15.98		
15	64QAM	1	0	15.74	15.87	15.93		
15	64QAM	1	37	15.69	15.76	15.79	16.5	0
15	64QAM	1	74	15.69	15.76	15.78		
15	64QAM	36	0	15.64	15.73	15.66		
15	64QAM	36	20	15.55	15.68	15.69	16.5	0
15	64QAM	36	39	15.54	15.62	15.66		
15	64QAM	75	0	15.55	15.64	15.65		
Channel				20000	20175	20350	Tune-up limit (dBm)	MPR (dB)
Frequency (MHz)				1715	1732.5	1750		
10	QPSK	1	0	15.72	15.88	15.95	16.5	0
10	QPSK	1	25	15.62	15.82	15.86		
10	QPSK	1	49	15.67	15.77	15.82		
10	QPSK	25	0	15.71	15.90	15.93	16.5	0
10	QPSK	25	12	15.80	15.88	15.90		
10	QPSK	25	25	15.72	15.85	15.88		
10	QPSK	50	0	15.79	15.88	15.93	16.5	0
10	16QAM	1	0	15.79	15.78	15.88		
10	16QAM	1	25	15.73	15.93	15.96		
10	16QAM	1	49	15.78	15.91	15.90	16.5	0
10	16QAM	25	0	15.86	15.78	15.78		
10	16QAM	25	12	15.93	16.00	15.87		
10	16QAM	25	25	15.84	15.96	15.97	16.5	0
10	16QAM	50	0	15.90	16.00	15.78		
10	64QAM	1	0	15.64	15.87	15.87		
10	64QAM	1	25	15.57	15.76	15.80	16.5	0
10	64QAM	1	49	15.63	15.75	15.77		
10	64QAM	25	0	15.50	15.66	15.69		
10	64QAM	25	12	15.57	15.64	15.68	16.5	0
10	64QAM	25	25	15.49	15.60	15.64		
10	64QAM	50	0	15.53	15.60	15.68		



Channel				19975	20175	20375	Tune-up limit (dBm)	MPR (dB)
Frequency (MHz)				1712.5	1732.5	1752.5		
5	QPSK	1	0	15.67	15.87	15.89	16.5	0
5	QPSK	1	12	15.60	15.81	15.84		
5	QPSK	1	24	15.62	15.79	15.84		
5	QPSK	12	0	15.66	15.89	15.88	16.5	0
5	QPSK	12	7	15.69	15.89	15.92		
5	QPSK	12	13	15.66	15.85	15.89		
5	QPSK	25	0	15.64	15.83	15.89	16.5	0
5	16QAM	1	0	15.76	15.97	15.99		
5	16QAM	1	12	15.70	15.94	15.89		
5	16QAM	1	24	15.68	15.92	15.89	16.5	0
5	16QAM	12	0	15.82	16.00	16.04		
5	16QAM	12	7	15.79	16.03	16.04		
5	16QAM	12	13	15.78	15.98	16.00	16.5	0
5	16QAM	25	0	15.76	15.97	16.00		
5	64QAM	1	0	15.61	15.86	15.83		
5	64QAM	1	12	15.55	15.77	15.77	16.5	0
5	64QAM	1	24	15.52	15.78	15.76		
5	64QAM	12	0	15.46	15.65	15.65		
5	64QAM	12	7	15.42	15.65	15.66	16.5	0
5	64QAM	12	13	15.40	15.61	15.64		
5	64QAM	25	0	15.40	15.61	15.64		
Channel				19965	20175	20385	Tune-up limit (dBm)	MPR (dB)
Frequency (MHz)				1711.5	1732.5	1753.5		
3	QPSK	1	0	15.65	15.84	15.88	16.5	0
3	QPSK	1	8	15.60	15.78	15.84		
3	QPSK	1	14	15.60	15.79	15.83		
3	QPSK	8	0	15.67	15.87	15.91	16.5	0
3	QPSK	8	4	15.65	15.88	15.90		
3	QPSK	8	7	15.63	15.81	15.86		
3	QPSK	15	0	15.63	15.83	15.87	16.5	0
3	16QAM	1	0	15.65	15.93	15.95		
3	16QAM	1	8	15.69	15.87	15.94		
3	16QAM	1	14	15.65	15.95	15.89	16.5	0
3	16QAM	8	0	15.81	16.03	15.87		
3	16QAM	8	4	15.88	15.88	15.88		
3	16QAM	8	7	15.79	15.76	15.67	16.5	0
3	16QAM	15	0	15.76	15.96	16.00		
3	64QAM	1	0	15.54	15.77	15.80		
3	64QAM	1	8	15.54	15.77	15.80	16.5	0
3	64QAM	1	14	15.49	15.76	15.72		
3	64QAM	8	0	15.41	15.63	15.68		
3	64QAM	8	4	15.47	15.68	15.70	16.5	0
3	64QAM	8	7	15.43	15.65	15.67		
3	64QAM	15	0	15.40	15.58	15.62		



Channel				19957	20175	20393	Tune-up limit (dBm)	MPR (dB)
Frequency (MHz)				1710.7	1732.5	1754.3		
1.4	QPSK	1	0	15.55	15.76	15.77	16.5	0
1.4	QPSK	1	3	15.63	15.82	15.87		
1.4	QPSK	1	5	15.53	15.73	15.78		
1.4	QPSK	3	0	15.58	15.80	15.81		
1.4	QPSK	3	1	15.62	15.79	15.82		
1.4	QPSK	3	3	15.57	15.77	15.83		
1.4	QPSK	6	0	15.59	15.79	15.82	16.5	0
1.4	16QAM	1	0	15.65	15.89	15.85	16.5	0
1.4	16QAM	1	3	15.76	15.99	15.91		
1.4	16QAM	1	5	15.67	15.89	15.88		
1.4	16QAM	3	0	15.73	15.95	15.95		
1.4	16QAM	3	1	15.79	15.97	15.99		
1.4	16QAM	3	3	15.74	15.92	15.93		
1.4	16QAM	6	0	15.80	15.99	16.02	16.5	0
1.4	64QAM	1	0	15.48	15.76	15.68	16.5	0
1.4	64QAM	1	3	15.55	15.78	15.83		
1.4	64QAM	1	5	15.51	15.69	15.70		
1.4	64QAM	3	0	15.47	15.67	15.65		
1.4	64QAM	3	1	15.48	15.69	15.67		
1.4	64QAM	3	3	15.44	15.62	15.62		
1.4	64QAM	6	0	15.39	15.54	15.59	16.5	0



<LTE Band 7>

BW [MHz]	Modulation	RB Size	RB Offset	Power Low Ch. / Freq.	Power Middle Ch. / Freq.	Power High Ch. / Freq.	Tune-up limit (dBm)	MPR (dB)
Channel				20850	21100	21350		
Frequency (MHz)				2510	2535	2560		
20	QPSK	1	0	20.17	20.07	19.96	21	0
20	QPSK	1	49	20.03	19.93	19.95		
20	QPSK	1	99	19.95	20.00	20.00		
20	QPSK	50	0	20.14	19.97	19.95	21	0
20	QPSK	50	24	20.13	20.03	20.06		
20	QPSK	50	50	20.03	20.00	20.06		
20	QPSK	100	0	20.10	20.09	20.05		
20	16QAM	1	0	20.08	19.96	20.04	21	0
20	16QAM	1	49	20.04	19.97	19.99		
20	16QAM	1	99	20.00	20.01	20.04		
20	16QAM	50	0	19.97	19.83	19.79	21	0
20	16QAM	50	24	19.90	19.82	19.84		
20	16QAM	50	50	19.85	19.82	19.86		
20	16QAM	100	0	19.86	19.79	19.84		
20	64QAM	1	0	19.97	19.85	19.93	21	0
20	64QAM	1	49	19.97	19.87	19.89		
20	64QAM	1	99	19.85	19.94	19.95		
20	64QAM	50	0	19.92	19.80	19.79	21	0
20	64QAM	50	24	19.90	19.79	19.82		
20	64QAM	50	50	19.81	19.83	19.83		
20	64QAM	100	0	19.90	19.80	19.84		



Channel				20825	21100	21375	Tune-up limit (dBm)	MPR (dB)
Frequency (MHz)				2507.5	2535	2562.5		
15	QPSK	1	0	20.05	20.01	19.99	21	0
15	QPSK	1	37	19.97	19.94	19.99		
15	QPSK	1	74	20.01	20.02	20.01		
15	QPSK	36	0	20.03	20.00	20.07	21	0
15	QPSK	36	20	20.11	20.03	20.09		
15	QPSK	36	39	20.05	19.98	20.05		
15	QPSK	75	0	20.13	20.00	20.05	21	0
15	16QAM	1	0	20.07	20.02	20.04		
15	16QAM	1	37	19.97	19.98	20.01		
15	16QAM	1	74	19.98	20.03	20.02	21	0
15	16QAM	36	0	19.86	19.77	19.85		
15	16QAM	36	20	19.93	19.84	19.89		
15	16QAM	36	39	19.86	19.78	19.85	21	0
15	16QAM	75	0	19.88	19.77	19.87		
15	64QAM	1	0	19.99	19.93	19.96		
15	64QAM	1	37	19.89	19.87	19.94	21	0
15	64QAM	1	74	19.89	19.94	19.93		
15	64QAM	36	0	19.84	19.76	19.84		
15	64QAM	36	20	19.93	19.83	19.88	21	0
15	64QAM	36	39	19.87	19.76	19.84		
15	64QAM	75	0	19.87	19.77	19.87		
Channel				20800	21100	21400	Tune-up limit (dBm)	MPR (dB)
Frequency (MHz)				2505	2535	2565		
10	QPSK	1	0	20.06	19.94	20.03	21	0
10	QPSK	1	25	20.00	19.93	19.98		
10	QPSK	1	49	20.04	19.94	19.95		
10	QPSK	25	0	20.06	20.00	20.01	21	0
10	QPSK	25	12	20.05	20.00	20.02		
10	QPSK	25	25	20.12	19.96	20.00		
10	QPSK	50	0	20.14	20.02	20.01	21	0
10	16QAM	1	0	20.01	20.00	20.03		
10	16QAM	1	25	19.97	19.99	20.04		
10	16QAM	1	49	20.02	20.01	20.04	21	0
10	16QAM	25	0	19.84	19.77	19.80		
10	16QAM	25	12	19.83	19.77	19.82		
10	16QAM	25	25	19.87	19.79	19.80	21	0
10	16QAM	50	0	19.92	19.79	19.82		
10	64QAM	1	0	19.94	19.89	19.96		
10	64QAM	1	25	19.90	19.88	19.97	21	0
10	64QAM	1	49	19.95	19.91	19.95		
10	64QAM	25	0	19.85	19.76	19.80		
10	64QAM	25	12	19.82	19.77	19.81	21	0
10	64QAM	25	25	19.86	19.79	19.79		
10	64QAM	50	0	19.91	19.78	19.80		



Channel				20775	21100	21425	Tune-up limit (dBm)	MPR (dB)
Frequency (MHz)				2502.5	2535	2567.5		
5	QPSK	1	0	20.07	20.01	20.03	21	0
5	QPSK	1	12	20.05	19.98	20.07		
5	QPSK	1	24	20.01	19.98	20.02		
5	QPSK	12	0	20.13	20.06	20.09	21	0
5	QPSK	12	7	20.14	20.06	20.11		
5	QPSK	12	13	20.08	20.06	20.08		
5	QPSK	25	0	20.10	20.01	20.07	21	0
5	16QAM	1	0	20.10	20.03	20.06		
5	16QAM	1	12	20.11	20.05	20.13		
5	16QAM	1	24	20.06	20.05	20.05	21	0
5	16QAM	12	0	19.90	19.84	19.89		
5	16QAM	12	7	19.91	19.84	19.89		
5	16QAM	12	13	19.85	19.85	19.88	21	0
5	16QAM	25	0	19.87	19.80	19.84		
5	64QAM	1	0	20.03	19.96	20.00		
5	64QAM	1	12	20.03	19.99	20.05	21	0
5	64QAM	1	24	19.97	19.99	19.96		
5	64QAM	12	0	19.88	19.82	19.86		
5	64QAM	12	7	19.88	19.82	19.87	21	0
5	64QAM	12	13	19.82	19.82	19.85		
5	64QAM	25	0	19.90	19.81	19.89		



<LTE Band 25>

BW [MHz]	Modulation	RB Size	RB Offset	Power Low Ch. / Freq.	Power Middle Ch. / Freq.	Power High Ch. / Freq.	Tune-up limit (dBm)	MPR (dB)
Channel				26140	26340	26590		
Frequency (MHz)				1860	1880	1905		
20	QPSK	1	0	16.10	15.81	15.76	16.5	0
20	QPSK	1	49	15.86	15.87	15.71		
20	QPSK	1	99	15.89	15.88	15.92		
20	QPSK	50	0	15.86	15.62	15.79	16.5	0
20	QPSK	50	24	15.87	15.52	15.80		
20	QPSK	50	50	15.59	15.45	15.66		
20	QPSK	100	0	15.87	15.54	15.72		
20	16QAM	1	0	16.00	16.07	16.08	16.5	0
20	16QAM	1	49	15.79	15.75	16.05		
20	16QAM	1	99	15.86	15.75	15.82		
20	16QAM	50	0	15.75	15.69	15.81	16.5	0
20	16QAM	50	24	15.66	15.60	15.86		
20	16QAM	50	50	15.66	15.51	15.72		
20	16QAM	100	0	15.72	15.60	15.78		
20	64QAM	1	0	15.98	15.89	15.90	16.5	0
20	64QAM	1	49	15.60	15.56	15.85		
20	64QAM	1	99	15.66	15.56	15.66		
20	64QAM	50	0	15.68	15.59	15.70	16.5	0
20	64QAM	50	24	15.57	15.50	15.77		
20	64QAM	50	50	15.56	15.42	15.61		
20	64QAM	100	0	15.67	15.53	15.72		



Channel				26115	26340	26615	Tune-up limit (dBm)	MPR (dB)
Frequency (MHz)				1857.5	1880	1907.5		
15	QPSK	1	0	15.99	15.64	15.59	16.5	0
15	QPSK	1	37	15.51	15.88	15.76		
15	QPSK	1	74	15.87	15.76	15.65		
15	QPSK	36	0	15.65	15.57	15.51	16.5	0
15	QPSK	36	20	15.59	15.51	15.46		
15	QPSK	36	39	15.49	15.48	15.31		
15	QPSK	75	0	15.57	15.50	15.34	16.5	0
15	16QAM	1	0	15.67	15.89	15.88		
15	16QAM	1	37	15.79	15.72	15.66		
15	16QAM	1	74	15.71	15.65	15.55	16.5	0
15	16QAM	36	0	15.70	15.60	15.58		
15	16QAM	36	20	15.65	15.58	15.51		
15	16QAM	36	39	15.55	15.47	15.31	16.5	0
15	16QAM	75	0	15.63	15.53	15.38		
15	64QAM	1	0	15.83	15.70	15.69		
15	64QAM	1	37	15.63	15.54	15.48	16.5	0
15	64QAM	1	74	15.52	15.46	15.36		
15	64QAM	36	0	15.61	15.52	15.50		
15	64QAM	36	20	15.56	15.50	15.43	16.5	0
15	64QAM	36	39	15.46	15.39	15.21		
15	64QAM	75	0	15.54	15.45	15.30		
Channel				26090	26340	26640	Tune-up limit (dBm)	MPR (dB)
Frequency (MHz)				1855	1880	1910		
10	QPSK	1	0	15.86	15.75	15.77	16.5	0
10	QPSK	1	25	15.51	15.43	15.62		
10	QPSK	1	49	15.63	15.58	15.48		
10	QPSK	25	0	15.64	15.54	15.74	16.5	0
10	QPSK	25	12	15.59	15.51	15.72		
10	QPSK	25	25	15.55	15.43	15.57		
10	QPSK	50	0	15.57	15.46	15.66	16.5	0
10	16QAM	1	0	16.00	16.03	16.01		
10	16QAM	1	25	15.81	15.73	15.87		
10	16QAM	1	49	15.92	15.84	15.78	16.5	0
10	16QAM	25	0	15.72	15.59	15.78		
10	16QAM	25	12	15.66	15.54	15.77		
10	16QAM	25	25	15.59	15.48	15.60	16.5	0
10	16QAM	50	0	15.65	15.54	15.68		
10	64QAM	1	0	15.93	15.86	15.90		
10	64QAM	1	25	15.64	15.54	15.71	16.5	0
10	64QAM	1	49	15.76	15.66	15.64		
10	64QAM	25	0	15.63	15.51	15.72		
10	64QAM	25	12	15.57	15.48	15.70	16.5	0
10	64QAM	25	25	15.51	15.41	15.52		
10	64QAM	50	0	15.54	15.45	15.56		



Channel				26065	26340	26665	Tune-up limit (dBm)	MPR (dB)
Frequency (MHz)				1852.5	1880	1912.5		
5	QPSK	1	0	15.91	15.80	15.96	16.5	0
5	QPSK	1	12	15.83	15.70	15.83		
5	QPSK	1	24	15.84	15.68	15.78		
5	QPSK	12	0	15.92	15.81	15.96	16.5	0
5	QPSK	12	7	15.91	15.78	15.89		
5	QPSK	12	13	15.87	15.75	15.85		
5	QPSK	25	0	15.86	15.73	15.89	16.5	0
5	16QAM	1	0	15.91	15.76	15.91		
5	16QAM	1	12	15.85	15.70	15.85		
5	16QAM	1	24	15.79	15.65	15.84	16.5	0
5	16QAM	12	0	15.64	15.53	15.70		
5	16QAM	12	7	15.60	15.51	15.61		
5	16QAM	12	13	15.61	15.49	15.57	16.5	0
5	16QAM	25	0	15.61	15.48	15.61		
5	64QAM	1	0	15.74	15.60	15.77		
5	64QAM	1	12	15.64	15.53	15.63	16.5	0
5	64QAM	1	24	15.62	15.48	15.65		
5	64QAM	12	0	15.54	15.38	15.60		
5	64QAM	12	7	15.50	15.39	15.51	16.5	0
5	64QAM	12	13	15.49	15.37	15.46		
5	64QAM	25	0	15.52	15.40	15.53		
Channel				26055	26340	26675	Tune-up limit (dBm)	MPR (dB)
Frequency (MHz)				1851.5	1880	1913.5		
3	QPSK	1	0	15.86	15.72	15.91	16.5	0
3	QPSK	1	8	15.82	15.68	15.79		
3	QPSK	1	14	15.82	15.63	15.74		
3	QPSK	8	0	15.89	15.78	15.83	16.5	0
3	QPSK	8	4	15.92	15.78	15.84		
3	QPSK	8	7	15.83	15.70	15.81		
3	QPSK	15	0	15.84	15.71	15.83	16.5	0
3	16QAM	1	0	15.85	15.72	15.93		
3	16QAM	1	8	15.82	15.69	15.81		
3	16QAM	1	14	15.75	15.66	15.76	16.5	0
3	16QAM	8	0	15.63	15.48	15.58		
3	16QAM	8	4	15.63	15.51	15.60		
3	16QAM	8	7	15.59	15.49	15.57	16.5	0
3	16QAM	15	0	15.58	15.45	15.58		
3	64QAM	1	0	15.64	15.50	15.73		
3	64QAM	1	8	15.63	15.49	15.59	16.5	0
3	64QAM	1	14	15.63	15.45	15.57		
3	64QAM	8	0	15.50	15.37	15.45		
3	64QAM	8	4	15.55	15.40	15.47	16.5	0
3	64QAM	8	7	15.47	15.38	15.45		
3	64QAM	15	0	15.50	15.36	15.47		



Channel				26047	26340	26683	Tune-up limit (dBm)	MPR (dB)
Frequency (MHz)				1850.7	1880	1914.3		
1.4	QPSK	1	0	15.75	15.65	15.72	16.5	0
1.4	QPSK	1	3	15.81	15.69	15.76		
1.4	QPSK	1	5	15.71	15.59	15.66		
1.4	QPSK	3	0	15.83	15.66	15.72		
1.4	QPSK	3	1	15.84	15.70	15.78		
1.4	QPSK	3	3	15.81	15.61	15.73		
1.4	QPSK	6	0	15.81	15.68	15.76	16.5	0
1.4	16QAM	1	0	15.70	15.55	15.69	16.5	0
1.4	16QAM	1	3	15.76	15.61	15.74		
1.4	16QAM	1	5	15.68	15.56	15.65		
1.4	16QAM	3	0	15.54	15.38	15.47		
1.4	16QAM	3	1	15.58	15.42	15.50		
1.4	16QAM	3	3	15.52	15.33	15.48		
1.4	16QAM	6	0	15.59	15.42	15.51	16.5	0
1.4	64QAM	1	0	15.55	15.40	15.53	16.5	0
1.4	64QAM	1	3	15.62	15.47	15.57		
1.4	64QAM	1	5	15.54	15.43	15.52		
1.4	64QAM	3	0	15.50	15.32	15.46		
1.4	64QAM	3	1	15.53	15.37	15.48		
1.4	64QAM	3	3	15.46	15.31	15.45		
1.4	64QAM	6	0	15.46	15.27	15.37	16.5	0



<LTE Band 30>

BW [MHz]	Modulation	RB Size	RB Offset	Power Low Ch. / Freq.	Power Middle Ch. / Freq.	Power High Ch. / Freq.	Tune-up limit (dBm)	MPR (dB)
Channel				27710				
Frequency (MHz)				2310				
10	QPSK	1	0		20.89		22	0
10	QPSK	1	25		20.70			
10	QPSK	1	49		20.51			
10	QPSK	25	0		20.64		22	0
10	QPSK	25	12		20.58			
10	QPSK	25	25		20.57			
10	QPSK	50	0		20.58		22	0
10	16QAM	1	0		20.78			
10	16QAM	1	25		20.88			
10	16QAM	1	49		20.84		22	0
10	16QAM	25	0		20.69			
10	16QAM	25	12		20.70			
10	16QAM	25	25		20.64		22	0
10	16QAM	50	0		20.71			
10	64QAM	1	0		20.19			
10	64QAM	1	25		20.24		22	0
10	64QAM	1	49		20.22			
10	64QAM	25	0		19.69			
10	64QAM	25	12		19.70		21	1
10	64QAM	25	25		19.63			
10	64QAM	50	0		19.69			



Channel				27685	27710	27735	Tune-up limit (dBm)	MPR (dB)
Frequency (MHz)				2307.5	2310	2312.5		
5	QPSK	1	0	20.51	20.53	20.60	22	0
5	QPSK	1	12	20.47	20.55	20.53		
5	QPSK	1	24	20.52	20.55	20.56		
5	QPSK	12	0	20.55	20.62	20.58	22	0
5	QPSK	12	7	20.65	20.62	20.58		
5	QPSK	12	13	20.60	20.58	20.60		
5	QPSK	25	0	20.53	20.59	20.55	22	0
5	16QAM	1	0	20.81	20.60	20.73		
5	16QAM	1	12	20.85	20.70	20.72		
5	16QAM	1	24	20.73	20.87	20.72	22	0
5	16QAM	12	0	20.60	20.72	20.65		
5	16QAM	12	7	20.70	20.69	20.71		
5	16QAM	12	13	20.66	20.65	20.68	22	0
5	16QAM	25	0	20.59	20.65	20.69		
5	64QAM	1	0	20.19	20.25	20.36		
5	64QAM	1	12	20.23	20.30	20.29	22	0
5	64QAM	1	24	20.27	20.26	20.30		
5	64QAM	12	0	19.59	19.68	19.64		
5	64QAM	12	7	19.69	19.66	19.69	21	1
5	64QAM	12	13	19.64	19.62	19.64		
5	64QAM	25	0	19.59	19.64	19.65		



<LTE Band 66>

BW [MHz]	Modulation	RB Size	RB Offset	Power Low Ch. / Freq.	Power Middle Ch. / Freq.	Power High Ch. / Freq.	Tune-up limit (dBm)	MPR (dB)
Channel				132072	132322	132572		
Frequency (MHz)				1720	1745	1770		
20	QPSK	1	0	15.84	15.95	15.94	16.5	0
20	QPSK	1	49	15.65	15.73	15.91		
20	QPSK	1	99	15.66	15.72	15.84		
20	QPSK	50	0	15.59	15.70	15.63	16.5	0
20	QPSK	50	24	15.52	15.61	15.64		
20	QPSK	50	50	15.48	15.53	15.69		
20	QPSK	100	0	15.51	15.68	15.67	16.5	0
20	16QAM	1	0	15.67	15.75	15.78		
20	16QAM	1	49	15.51	15.53	15.69		
20	16QAM	1	99	15.40	15.53	15.31	16.5	0
20	16QAM	50	0	15.71	15.77	15.87		
20	16QAM	50	24	15.68	15.69	15.80		
20	16QAM	50	50	15.59	15.64	15.81	16.5	0
20	16QAM	100	0	15.65	15.69	15.79		
20	64QAM	1	0	15.84	15.92	15.92		
20	64QAM	1	49	15.66	15.71	15.93	16.5	0
20	64QAM	1	99	15.64	15.74	15.85		
20	64QAM	50	0	15.61	15.69	15.78		
20	64QAM	50	24	15.57	15.59	15.72	16.5	0
20	64QAM	50	50	15.48	15.55	15.70		
20	64QAM	100	0	15.58	15.62	15.70		



Channel				132047	132322	132597	Tune-up limit (dBm)	MPR (dB)
Frequency (MHz)				1717.5	1745	1772.5		
15	QPSK	1	0	15.81	15.91	15.91	16.5	0
15	QPSK	1	37	15.65	15.66	15.84		
15	QPSK	1	74	15.70	15.64	15.82		
15	QPSK	36	0	15.59	15.67	15.67	16.5	0
15	QPSK	36	20	15.53	15.59	15.75		
15	QPSK	36	39	15.50	15.53	15.66		
15	QPSK	75	0	15.51	15.58	15.62	16.5	0
15	16QAM	1	0	15.64	15.71	15.78		
15	16QAM	1	37	15.46	15.51	15.67		
15	16QAM	1	74	15.44	15.50	15.66	16.5	0
15	16QAM	36	0	15.68	15.75	15.83		
15	16QAM	36	20	15.68	15.72	15.85		
15	16QAM	36	39	15.57	15.63	15.83	16.5	0
15	16QAM	75	0	15.66	15.70	15.76		
15	64QAM	1	0	15.84	15.94	15.91		
15	64QAM	1	37	15.66	15.72	15.85	16.5	0
15	64QAM	1	74	15.69	15.63	15.88		
15	64QAM	36	0	15.58	15.64	15.72		
15	64QAM	36	20	15.58	15.60	15.75	16.5	0
15	64QAM	36	39	15.49	15.53	15.72		
15	64QAM	75	0	15.58	15.61	15.68		
Channel				132022	132322	132622	Tune-up limit (dBm)	MPR (dB)
Frequency (MHz)				1715	1745	1775		
10	QPSK	1	0	15.65	15.68	15.86	16.5	0
10	QPSK	1	25	15.58	15.66	15.80		
10	QPSK	1	49	15.58	15.62	15.79		
10	QPSK	25	0	15.47	15.51	15.63	16.5	0
10	QPSK	25	12	15.43	15.49	15.66		
10	QPSK	25	25	15.42	15.46	15.60		
10	QPSK	50	0	15.43	15.46	15.59	16.5	0
10	16QAM	1	0	15.45	15.52	15.60		
10	16QAM	1	25	15.37	15.45	15.57		
10	16QAM	1	49	15.36	15.42	15.57	16.5	0
10	16QAM	25	0	15.55	15.61	15.80		
10	16QAM	25	12	15.58	15.62	15.76		
10	16QAM	25	25	15.57	15.59	15.72	16.5	0
10	16QAM	50	0	15.54	15.59	15.75		
10	64QAM	1	0	15.69	15.72	15.89		
10	64QAM	1	25	15.58	15.65	15.82	16.5	0
10	64QAM	1	49	15.57	15.64	15.79		
10	64QAM	25	0	15.46	15.50	15.66		
10	64QAM	25	12	15.46	15.51	15.65	16.5	0
10	64QAM	25	25	15.45	15.49	15.64		
10	64QAM	50	0	15.44	15.51	15.67		



Channel				131997	132322	132647	Tune-up limit (dBm)	MPR (dB)
Frequency (MHz)				1712.5	1745	1777.5		
5	QPSK	1	0	15.65	15.68	15.86	16.5	0
5	QPSK	1	12	15.58	15.66	15.80		
5	QPSK	1	24	15.58	15.62	15.79		
5	QPSK	12	0	15.47	15.51	15.63	16.5	0
5	QPSK	12	7	15.43	15.49	15.66		
5	QPSK	12	13	15.42	15.46	15.60		
5	QPSK	25	0	15.43	15.46	15.59	16.5	0
5	16QAM	1	0	15.45	15.52	15.60		
5	16QAM	1	12	15.37	15.45	15.57		
5	16QAM	1	24	15.36	15.42	15.57	16.5	0
5	16QAM	12	0	15.55	15.61	15.80		
5	16QAM	12	7	15.58	15.62	15.76		
5	16QAM	12	13	15.57	15.59	15.72	16.5	0
5	16QAM	25	0	15.54	15.59	15.75		
5	64QAM	1	0	15.69	15.72	15.89		
5	64QAM	1	12	15.58	15.65	15.82	16.5	0
5	64QAM	1	24	15.57	15.64	15.79		
5	64QAM	12	0	15.46	15.50	15.66		
5	64QAM	12	7	15.46	15.51	15.65	16.5	0
5	64QAM	12	13	15.45	15.49	15.64		
5	64QAM	25	0	15.44	15.51	15.67		
Channel				131987	132322	132657	Tune-up limit (dBm)	MPR (dB)
Frequency (MHz)				1711.5	1745	1778.5		
3	QPSK	1	0	15.74	15.77	15.89	16.5	0
3	QPSK	1	8	15.70	15.77	15.87		
3	QPSK	1	14	15.70	15.74	15.83		
3	QPSK	8	0	15.54	15.62	15.71	16.5	0
3	QPSK	8	4	15.59	15.60	15.72		
3	QPSK	8	7	15.58	15.56	15.72		
3	QPSK	15	0	15.55	15.60	15.70	16.5	0
3	16QAM	1	0	15.52	15.57	15.69		
3	16QAM	1	8	15.50	15.55	15.66		
3	16QAM	1	14	15.49	15.54	15.66	16.5	0
3	16QAM	8	0	15.71	15.75	15.92		
3	16QAM	8	4	15.77	15.79	15.93		
3	16QAM	8	7	15.68	15.75	15.87	16.5	0
3	16QAM	15	0	15.64	15.73	15.85		
3	64QAM	1	0	15.71	15.78	15.93		
3	64QAM	1	8	15.72	15.77	15.89	16.5	0
3	64QAM	1	14	15.67	15.76	15.87		
3	64QAM	8	0	15.58	15.62	15.79		
3	64QAM	8	4	15.63	15.67	15.79	16.5	0
3	64QAM	8	7	15.57	15.63	15.73		
3	64QAM	15	0	15.56	15.59	15.75		



Channel				131979	132322	132665	Tune-up limit (dBm)	MPR (dB)
Frequency (MHz)				1710.7	1745	1779.3		
1.4	QPSK	1	0	15.62	15.69	15.89	16.5	0
1.4	QPSK	1	3	15.71	15.75	15.92		
1.4	QPSK	1	5	15.60	15.67	15.82		
1.4	QPSK	3	0	15.52	15.53	15.69		
1.4	QPSK	3	1	15.54	15.56	15.71		
1.4	QPSK	3	3	15.50	15.55	15.70		
1.4	QPSK	6	0	15.50	15.55	15.69	16.5	0
1.4	16QAM	1	0	15.44	15.48	15.64	16.5	0
1.4	16QAM	1	3	15.55	15.55	15.72		
1.4	16QAM	1	5	15.44	15.48	15.65		
1.4	16QAM	3	0	15.60	15.65	15.84		
1.4	16QAM	3	1	15.66	15.68	15.83		
1.4	16QAM	3	3	15.61	15.62	15.78		
1.4	16QAM	6	0	15.67	15.71	15.90	16.5	0
1.4	64QAM	1	0	15.63	15.71	15.89	16.5	0
1.4	64QAM	1	3	15.70	15.81	15.93		
1.4	64QAM	1	5	15.62	15.73	15.86		
1.4	64QAM	3	0	15.58	15.63	15.81		
1.4	64QAM	3	1	15.61	15.67	15.85		
1.4	64QAM	3	3	15.56	15.65	15.79		
1.4	64QAM	6	0	15.51	15.55	15.73	16.5	0

<Reduced Power Mode for Hotspot On>

<LTE Band 2>

BW [MHz]	Modulation	RB Size	RB Offset	Power Low Ch. / Freq.	Power Middle Ch. / Freq.	Power High Ch. / Freq.	Tune-up limit (dBm)	MPR (dB)
Channel				18700	18900	19100		
Frequency (MHz)				1860	1880	1900		
20	QPSK	1	0	14.95	14.87	14.56	15.5	0
20	QPSK	1	49	14.54	14.48	14.67		
20	QPSK	1	99	14.65	14.53	14.64		
20	QPSK	50	0	14.71	14.65	14.55	15.5	0
20	QPSK	50	24	14.66	14.59	14.47		
20	QPSK	50	50	14.62	14.50	14.40		
20	QPSK	100	0	14.73	14.62	14.48		
20	16QAM	1	0	14.90	14.90	14.89	15.5	0
20	16QAM	1	49	14.90	14.88	14.77		
20	16QAM	1	99	14.91	14.90	14.64		
20	16QAM	50	0	14.87	14.80	14.62	15.5	0
20	16QAM	50	24	14.75	14.69	14.60		
20	16QAM	50	50	14.75	14.61	14.51		
20	16QAM	100	0	14.85	14.69	14.58		
20	64QAM	1	0	14.66	14.57	14.21	15.5	0
20	64QAM	1	49	14.29	14.19	14.34		
20	64QAM	1	99	14.34	14.24	14.56		
20	64QAM	50	0	14.30	14.23	14.07	15.5	0
20	64QAM	50	24	14.18	14.12	14.04		
20	64QAM	50	50	14.19	14.05	13.94		
20	64QAM	100	0	14.30	14.14	14.03		



Channel				18675	18900	19125	Tune-up limit (dBm)	MPR (dB)
Frequency (MHz)				1857.5	1880	1902.5		
15	QPSK	1	0	14.78	14.66	14.53	15.5	0
15	QPSK	1	37	14.56	14.49	14.38		
15	QPSK	1	74	14.49	14.45	14.33		
15	QPSK	36	0	14.71	14.62	14.51	15.5	0
15	QPSK	36	20	14.66	14.58	14.46		
15	QPSK	36	39	14.56	14.48	14.37		
15	QPSK	75	0	14.64	14.54	14.43	15.5	0
15	16QAM	1	0	14.92	14.92	14.86		
15	16QAM	1	37	14.94	14.85	14.75		
15	16QAM	1	74	14.82	14.81	14.70	15.5	0
15	16QAM	36	0	14.83	14.74	14.60		
15	16QAM	36	20	14.73	14.67	14.52		
15	16QAM	36	39	14.64	14.64	14.50	15.5	0
15	16QAM	75	0	14.72	14.68	14.54		
15	64QAM	1	0	14.77	14.68	14.48		
15	64QAM	1	37	14.54	14.48	14.37	15.5	0
15	64QAM	1	74	14.45	14.41	14.33		
15	64QAM	36	0	14.54	14.53	14.34		
15	64QAM	36	20	14.48	14.42	14.27	15.5	0
15	64QAM	36	39	14.38	14.38	14.25		
15	64QAM	75	0	14.48	14.44	14.28		
Channel				18650	18900	19150	Tune-up limit (dBm)	MPR (dB)
Frequency (MHz)				1855	1880	1905		
10	QPSK	1	0	14.88	14.81	14.42	15.5	0
10	QPSK	1	25	14.56	14.45	14.55		
10	QPSK	1	49	14.68	14.60	14.45		
10	QPSK	25	0	14.69	14.60	14.46	15.5	0
10	QPSK	25	12	14.66	14.56	14.40		
10	QPSK	25	25	14.61	14.50	14.39		
10	QPSK	50	0	14.63	14.52	14.39	15.5	0
10	16QAM	1	0	14.89	14.89	14.80		
10	16QAM	1	25	14.88	14.87	14.75		
10	16QAM	1	49	14.89	14.87	14.66	15.5	0
10	16QAM	25	0	14.81	14.70	14.55		
10	16QAM	25	12	14.75	14.66	14.53		
10	16QAM	25	25	14.72	14.62	14.46	15.5	0
10	16QAM	50	0	14.76	14.68	14.56		
10	64QAM	1	0	14.78	14.82	14.42		
10	64QAM	1	25	14.57	14.49	14.35	15.5	0
10	64QAM	1	49	14.71	14.64	14.32		
10	64QAM	25	0	14.56	14.46	14.30		
10	64QAM	25	12	14.49	14.41	14.26	15.5	0
10	64QAM	25	25	14.45	14.37	14.21		
10	64QAM	50	0	14.50	14.40	14.29		



Channel				18625	18900	19175	Tune-up limit (dBm)	MPR (dB)
Frequency (MHz)				1852.5	1880	1907.5		
5	QPSK	1	0	14.67	14.54	14.38	15.5	0
5	QPSK	1	12	14.57	14.45	14.31		
5	QPSK	1	24	14.58	14.47	14.30		
5	QPSK	12	0	14.69	14.54	14.41	15.5	0
5	QPSK	12	7	14.65	14.51	14.37		
5	QPSK	12	13	14.60	14.47	14.36		
5	QPSK	25	0	14.62	14.51	14.37	15.5	0
5	16QAM	1	0	14.89	14.90	14.77		
5	16QAM	1	12	14.87	14.85	14.68		
5	16QAM	1	24	14.88	14.83	14.64	15.5	0
5	16QAM	12	0	14.79	14.64	14.49		
5	16QAM	12	7	14.73	14.63	14.47		
5	16QAM	12	13	14.73	14.61	14.43	15.5	0
5	16QAM	25	0	14.75	14.63	14.45		
5	64QAM	1	0	14.78	14.65	14.50		
5	64QAM	1	12	14.71	14.58	14.42	15.5	0
5	64QAM	1	24	14.65	14.57	14.39		
5	64QAM	12	0	14.63	14.48	14.32		
5	64QAM	12	7	14.56	14.47	14.32	15.5	0
5	64QAM	12	13	14.58	14.47	14.25		
5	64QAM	25	0	14.57	14.47	14.29		
Channel				18615	18900	19185	Tune-up limit (dBm)	MPR (dB)
Frequency (MHz)				1851.5	1880	1908.5		
3	QPSK	1	0	14.63	14.50	14.32	15.5	0
3	QPSK	1	8	14.57	14.44	14.29		
3	QPSK	1	14	14.56	14.43	14.27		
3	QPSK	8	0	14.66	14.52	14.33	15.5	0
3	QPSK	8	4	14.65	14.52	14.34		
3	QPSK	8	7	14.64	14.48	14.34		
3	QPSK	15	0	14.62	14.48	14.35	15.5	0
3	16QAM	1	0	14.94	14.81	14.62		
3	16QAM	1	8	14.89	14.82	14.59		
3	16QAM	1	14	14.87	14.78	14.53	15.5	0
3	16QAM	8	0	14.79	14.66	14.50		
3	16QAM	8	4	14.79	14.68	14.52		
3	16QAM	8	7	14.76	14.65	14.43	15.5	0
3	16QAM	15	0	14.74	14.64	14.44		
3	64QAM	1	0	14.71	14.56	14.39		
3	64QAM	1	8	14.63	14.56	14.34	15.5	0
3	64QAM	1	14	14.66	14.56	14.31		
3	64QAM	8	0	14.62	14.49	14.32		
3	64QAM	8	4	14.60	14.50	14.31	15.5	0
3	64QAM	8	7	14.59	14.48	14.27		
3	64QAM	15	0	14.58	14.47	14.28		



Channel				18607	18900	19193	Tune-up limit (dBm)	MPR (dB)
Frequency (MHz)				1850.7	1880	1909.3		
1.4	QPSK	1	0	14.53	14.39	14.25	15.5	0
1.4	QPSK	1	3	14.60	14.44	14.30		
1.4	QPSK	1	5	14.52	14.40	14.21		
1.4	QPSK	3	0	14.55	14.42	14.27		
1.4	QPSK	3	1	14.59	14.46	14.31		
1.4	QPSK	3	3	14.55	14.44	14.26		
1.4	QPSK	6	0	14.55	14.42	14.28	15.5	0
1.4	16QAM	1	0	14.87	14.77	14.58	15.5	0
1.4	16QAM	1	3	14.88	14.85	14.63		
1.4	16QAM	1	5	14.85	14.78	14.56		
1.4	16QAM	3	0	14.68	14.54	14.34		
1.4	16QAM	3	1	14.74	14.61	14.40		
1.4	16QAM	3	3	14.67	14.54	14.35		
1.4	16QAM	6	0	14.75	14.60	14.44	15.5	0
1.4	64QAM	1	0	14.61	14.49	14.31	15.5	0
1.4	64QAM	1	3	14.69	14.53	14.35		
1.4	64QAM	1	5	14.59	14.48	14.27		
1.4	64QAM	3	0	14.55	14.42	14.26		
1.4	64QAM	3	1	14.63	14.47	14.29		
1.4	64QAM	3	3	14.56	14.44	14.23		
1.4	64QAM	6	0	14.53	14.37	14.22	15.5	0



<LTE Band 4>

BW [MHz]	Modulation	RB Size	RB Offset	Power Low Ch. / Freq.	Power Middle Ch. / Freq.	Power High Ch. / Freq.	Tune-up limit (dBm)	MPR (dB)
Channel				20050	20175	20300		
Frequency (MHz)				1720	1732.5	1745		
20	QPSK	1	0	15.87	15.96	15.84	16	0
20	QPSK	1	49	15.78	15.87	15.88		
20	QPSK	1	99	15.83	15.77	15.82		
20	QPSK	50	0	15.89	15.95	15.94	16	0
20	QPSK	50	24	15.79	15.89	15.84		
20	QPSK	50	50	15.84	15.82	15.87		
20	QPSK	100	0	15.81	15.89	15.87	16	0
20	16QAM	1	0	15.93	15.82	15.91		
20	16QAM	1	49	15.81	15.80	15.80		
20	16QAM	1	99	15.91	15.90	15.89	16	0
20	16QAM	50	0	15.82	15.87	15.86		
20	16QAM	50	24	15.86	15.83	15.87		
20	16QAM	50	50	15.87	15.88	15.83	16	0
20	16QAM	100	0	15.87	15.87	15.89		
20	64QAM	1	0	15.78	15.86	15.82		
20	64QAM	1	49	15.71	15.81	15.84	16	0
20	64QAM	1	99	15.73	15.73	15.73		
20	64QAM	50	0	15.64	15.73	15.70		
20	64QAM	50	24	15.57	15.68	15.61	16	0
20	64QAM	50	50	15.61	15.58	15.66		
20	64QAM	100	0	15.58	15.71	15.64		



Channel				20025	20175	20325	Tune-up limit (dBm)	MPR (dB)
Frequency (MHz)				1717.5	1732.5	1747.5		
15	QPSK	1	0	15.80	15.89	15.95	16	0
15	QPSK	1	37	15.74	15.87	15.89		
15	QPSK	1	74	15.78	15.86	15.88		
15	QPSK	36	0	15.86	15.96	15.88	16	0
15	QPSK	36	20	15.82	15.90	15.95		
15	QPSK	36	39	15.77	15.87	15.91		
15	QPSK	75	0	15.81	15.88	15.86	16	0
15	16QAM	1	0	15.90	15.87	15.87		
15	16QAM	1	37	15.84	15.97	15.97		
15	16QAM	1	74	15.83	15.95	15.93	16	0
15	16QAM	36	0	15.98	15.78	15.76		
15	16QAM	36	20	15.92	15.78	15.67		
15	16QAM	36	39	15.91	15.98	15.76	16	0
15	16QAM	75	0	15.92	15.77	15.98		
15	64QAM	1	0	15.74	15.87	15.93		
15	64QAM	1	37	15.69	15.76	15.79	16	0
15	64QAM	1	74	15.69	15.76	15.78		
15	64QAM	36	0	15.64	15.73	15.66		
15	64QAM	36	20	15.55	15.68	15.69	16	0
15	64QAM	36	39	15.54	15.62	15.66		
15	64QAM	75	0	15.55	15.64	15.65		
Channel				20000	20175	20350	Tune-up limit (dBm)	MPR (dB)
Frequency (MHz)				1715	1732.5	1750		
10	QPSK	1	0	15.72	15.88	15.95	16	0
10	QPSK	1	25	15.62	15.82	15.86		
10	QPSK	1	49	15.67	15.77	15.82		
10	QPSK	25	0	15.71	15.90	15.93	16	0
10	QPSK	25	12	15.80	15.88	15.90		
10	QPSK	25	25	15.72	15.85	15.88		
10	QPSK	50	0	15.79	15.88	15.93	16	0
10	16QAM	1	0	15.79	15.78	15.88		
10	16QAM	1	25	15.73	15.93	15.96		
10	16QAM	1	49	15.78	15.91	15.90	16	0
10	16QAM	25	0	15.86	15.78	15.78		
10	16QAM	25	12	15.93	16.00	15.87		
10	16QAM	25	25	15.84	15.96	15.97	16	0
10	16QAM	50	0	15.90	16.00	15.78		
10	64QAM	1	0	15.64	15.87	15.87		
10	64QAM	1	25	15.57	15.76	15.80	16	0
10	64QAM	1	49	15.63	15.75	15.77		
10	64QAM	25	0	15.50	15.66	15.69		
10	64QAM	25	12	15.57	15.64	15.68	16	0
10	64QAM	25	25	15.49	15.60	15.64		
10	64QAM	50	0	15.53	15.60	15.68		



Channel				19975	20175	20375	Tune-up limit (dBm)	MPR (dB)
Frequency (MHz)				1712.5	1732.5	1752.5		
5	QPSK	1	0	15.67	15.87	15.89	16	0
5	QPSK	1	12	15.60	15.81	15.84		
5	QPSK	1	24	15.62	15.79	15.84		
5	QPSK	12	0	15.66	15.89	15.88	16	0
5	QPSK	12	7	15.69	15.89	15.92		
5	QPSK	12	13	15.66	15.85	15.89		
5	QPSK	25	0	15.64	15.83	15.89	16	0
5	16QAM	1	0	15.76	15.97	15.99		
5	16QAM	1	12	15.70	15.94	15.89		
5	16QAM	1	24	15.68	15.92	15.89	16	0
5	16QAM	12	0	15.82	16.00	16.04		
5	16QAM	12	7	15.79	16.03	16.04		
5	16QAM	12	13	15.78	15.98	16.00	16	0
5	16QAM	25	0	15.76	15.97	16.00		
5	64QAM	1	0	15.61	15.86	15.83		
5	64QAM	1	12	15.55	15.77	15.77	16	0
5	64QAM	1	24	15.52	15.78	15.76		
5	64QAM	12	0	15.46	15.65	15.65		
5	64QAM	12	7	15.42	15.65	15.66	16	0
5	64QAM	12	13	15.40	15.61	15.64		
5	64QAM	25	0	15.40	15.61	15.64		
Channel				19965	20175	20385	Tune-up limit (dBm)	MPR (dB)
Frequency (MHz)				1711.5	1732.5	1753.5		
3	QPSK	1	0	15.65	15.84	15.88	16	0
3	QPSK	1	8	15.60	15.78	15.84		
3	QPSK	1	14	15.60	15.79	15.83		
3	QPSK	8	0	15.67	15.87	15.91	16	0
3	QPSK	8	4	15.65	15.88	15.90		
3	QPSK	8	7	15.63	15.81	15.86		
3	QPSK	15	0	15.63	15.83	15.87	16	0
3	16QAM	1	0	15.65	15.93	15.95		
3	16QAM	1	8	15.69	15.87	15.94		
3	16QAM	1	14	15.65	15.95	15.89	16	0
3	16QAM	8	0	15.81	16.03	15.87		
3	16QAM	8	4	15.88	15.88	15.88		
3	16QAM	8	7	15.79	15.76	15.67	16	0
3	16QAM	15	0	15.76	15.96	16.00		
3	64QAM	1	0	15.54	15.77	15.80		
3	64QAM	1	8	15.54	15.77	15.80	16	0
3	64QAM	1	14	15.49	15.76	15.72		
3	64QAM	8	0	15.41	15.63	15.68		
3	64QAM	8	4	15.47	15.68	15.70	16	0
3	64QAM	8	7	15.43	15.65	15.67		
3	64QAM	15	0	15.40	15.58	15.62		



Channel				19957	20175	20393	Tune-up limit (dBm)	MPR (dB)
Frequency (MHz)				1710.7	1732.5	1754.3		
1.4	QPSK	1	0	15.55	15.76	15.77	16	0
1.4	QPSK	1	3	15.63	15.82	15.87		
1.4	QPSK	1	5	15.53	15.73	15.78		
1.4	QPSK	3	0	15.58	15.80	15.81		
1.4	QPSK	3	1	15.62	15.79	15.82		
1.4	QPSK	3	3	15.57	15.77	15.83		
1.4	QPSK	6	0	15.59	15.79	15.82	16	0
1.4	16QAM	1	0	15.65	15.89	15.85	16	0
1.4	16QAM	1	3	15.76	15.99	15.91		
1.4	16QAM	1	5	15.67	15.89	15.88		
1.4	16QAM	3	0	15.73	15.95	15.95		
1.4	16QAM	3	1	15.79	15.97	15.99		
1.4	16QAM	3	3	15.74	15.92	15.93		
1.4	16QAM	6	0	15.80	15.99	16.02	16	0
1.4	64QAM	1	0	15.48	15.76	15.68	16	0
1.4	64QAM	1	3	15.55	15.78	15.83		
1.4	64QAM	1	5	15.51	15.69	15.70		
1.4	64QAM	3	0	15.47	15.67	15.65		
1.4	64QAM	3	1	15.48	15.69	15.67		
1.4	64QAM	3	3	15.44	15.62	15.62		
1.4	64QAM	6	0	15.39	15.54	15.59	16	0



<LTE Band 7>

BW [MHz]	Modulation	RB Size	RB Offset	Power Low Ch. / Freq.	Power Middle Ch. / Freq.	Power High Ch. / Freq.	Tune-up limit (dBm)	MPR (dB)
Channel				20850	21100	21350		
Frequency (MHz)				2510	2535	2560		
20	QPSK	1	0	20.17	20.07	19.96	21	0
20	QPSK	1	49	20.03	19.93	19.95		
20	QPSK	1	99	19.95	20.00	20.00		
20	QPSK	50	0	20.14	19.97	19.95	21	0
20	QPSK	50	24	20.13	20.03	20.06		
20	QPSK	50	50	20.03	20.00	20.06		
20	QPSK	100	0	20.10	20.09	20.05		
20	16QAM	1	0	20.08	19.96	20.04	21	0
20	16QAM	1	49	20.04	19.97	19.99		
20	16QAM	1	99	20.00	20.01	20.04		
20	16QAM	50	0	19.97	19.83	19.79	21	0
20	16QAM	50	24	19.90	19.82	19.84		
20	16QAM	50	50	19.85	19.82	19.86		
20	16QAM	100	0	19.86	19.79	19.84		
20	64QAM	1	0	19.97	19.85	19.93	21	0
20	64QAM	1	49	19.97	19.87	19.89		
20	64QAM	1	99	19.85	19.94	19.95		
20	64QAM	50	0	19.92	19.80	19.79	21	0
20	64QAM	50	24	19.90	19.79	19.82		
20	64QAM	50	50	19.81	19.83	19.83		
20	64QAM	100	0	19.90	19.80	19.84		



Channel				20825	21100	21375	Tune-up limit (dBm)	MPR (dB)
Frequency (MHz)				2507.5	2535	2562.5		
15	QPSK	1	0	20.05	20.01	19.99	21	0
15	QPSK	1	37	19.97	19.94	19.99		
15	QPSK	1	74	20.01	20.02	20.01		
15	QPSK	36	0	20.03	20.00	20.07	21	0
15	QPSK	36	20	20.11	20.03	20.09		
15	QPSK	36	39	20.05	19.98	20.05		
15	QPSK	75	0	20.13	20.00	20.05	21	0
15	16QAM	1	0	20.07	20.02	20.04		
15	16QAM	1	37	19.97	19.98	20.01		
15	16QAM	1	74	19.98	20.03	20.02	21	0
15	16QAM	36	0	19.86	19.77	19.85		
15	16QAM	36	20	19.93	19.84	19.89		
15	16QAM	36	39	19.86	19.78	19.85	21	0
15	16QAM	75	0	19.88	19.77	19.87		
15	64QAM	1	0	19.99	19.93	19.96		
15	64QAM	1	37	19.89	19.87	19.94	21	0
15	64QAM	1	74	19.89	19.94	19.93		
15	64QAM	36	0	19.84	19.76	19.84		
15	64QAM	36	20	19.93	19.83	19.88	21	0
15	64QAM	36	39	19.87	19.76	19.84		
15	64QAM	75	0	19.87	19.77	19.87		
Channel				20800	21100	21400	Tune-up limit (dBm)	MPR (dB)
Frequency (MHz)				2505	2535	2565		
10	QPSK	1	0	20.06	19.94	20.03	21	0
10	QPSK	1	25	20.00	19.93	19.98		
10	QPSK	1	49	20.04	19.94	19.95		
10	QPSK	25	0	20.06	20.00	20.01	21	0
10	QPSK	25	12	20.05	20.00	20.02		
10	QPSK	25	25	20.12	19.96	20.00		
10	QPSK	50	0	20.14	20.02	20.01	21	0
10	16QAM	1	0	20.01	20.00	20.03		
10	16QAM	1	25	19.97	19.99	20.04		
10	16QAM	1	49	20.02	20.01	20.04	21	0
10	16QAM	25	0	19.84	19.77	19.80		
10	16QAM	25	12	19.83	19.77	19.82		
10	16QAM	25	25	19.87	19.79	19.80	21	0
10	16QAM	50	0	19.92	19.79	19.82		
10	64QAM	1	0	19.94	19.89	19.96		
10	64QAM	1	25	19.90	19.88	19.97	21	0
10	64QAM	1	49	19.95	19.91	19.95		
10	64QAM	25	0	19.85	19.76	19.80		
10	64QAM	25	12	19.82	19.77	19.81	21	0
10	64QAM	25	25	19.86	19.79	19.79		
10	64QAM	50	0	19.91	19.78	19.80		



Channel				20775	21100	21425	Tune-up limit (dBm)	MPR (dB)
Frequency (MHz)				2502.5	2535	2567.5		
5	QPSK	1	0	20.07	20.01	20.03	21	0
5	QPSK	1	12	20.05	19.98	20.07		
5	QPSK	1	24	20.01	19.98	20.02		
5	QPSK	12	0	20.13	20.06	20.09	21	0
5	QPSK	12	7	20.14	20.06	20.11		
5	QPSK	12	13	20.08	20.06	20.08		
5	QPSK	25	0	20.10	20.01	20.07	21	0
5	16QAM	1	0	20.10	20.03	20.06		
5	16QAM	1	12	20.11	20.05	20.13		
5	16QAM	1	24	20.06	20.05	20.05	21	0
5	16QAM	12	0	19.90	19.84	19.89		
5	16QAM	12	7	19.91	19.84	19.89		
5	16QAM	12	13	19.85	19.85	19.88	21	0
5	16QAM	25	0	19.87	19.80	19.84		
5	64QAM	1	0	20.03	19.96	20.00		
5	64QAM	1	12	20.03	19.99	20.05	21	0
5	64QAM	1	24	19.97	19.99	19.96		
5	64QAM	12	0	19.88	19.82	19.86		
5	64QAM	12	7	19.88	19.82	19.87	21	0
5	64QAM	12	13	19.82	19.82	19.85		
5	64QAM	25	0	19.90	19.81	19.89		



<LTE Band 25>

BW [MHz]	Modulation	RB Size	RB Offset	Power Low Ch. / Freq.	Power Middle Ch. / Freq.	Power High Ch. / Freq.	Tune-up limit (dBm)	MPR (dB)
Channel				26140	26340	26590		
Frequency (MHz)				1860	1880	1905		
20	QPSK	1	0	15.01	14.81	14.87	15.5	0
20	QPSK	1	49	14.87	14.77	14.85		
20	QPSK	1	99	14.88	14.87	14.76		
20	QPSK	50	0	14.70	14.62	14.47	15.5	0
20	QPSK	50	24	14.71	14.51	14.47		
20	QPSK	50	50	14.59	14.44	14.34		
20	16QAM	1	0	15.00	14.88	14.82	15.5	0
20	16QAM	1	49	14.84	14.80	14.78		
20	16QAM	1	99	14.96	14.85	14.59		
20	16QAM	50	0	14.80	14.71	14.58	15.5	0
20	16QAM	50	24	14.73	14.67	14.60		
20	16QAM	50	50	14.71	14.57	14.44		
20	16QAM	100	0	14.78	14.65	14.50	15.5	0
20	64QAM	1	0	14.88	14.81	14.47		
20	64QAM	1	49	14.45	14.42	14.40		
20	64QAM	1	99	14.58	14.44	14.54	15.5	0
20	64QAM	50	0	14.50	14.43	14.28		
20	64QAM	50	24	14.44	14.38	14.30		
20	64QAM	50	50	14.42	14.26	14.14	15.5	0
20	64QAM	100	0	14.51	14.35	14.24		



Channel				26115	26340	26615	Tune-up limit (dBm)	MPR (dB)
Frequency (MHz)				1857.5	1880	1907.5		
15	QPSK	1	0	14.74	14.63	14.56	15.5	0
15	QPSK	1	37	14.52	14.42	14.37		
15	QPSK	1	74	14.42	14.37	14.44		
15	QPSK	36	0	14.66	14.56	14.52	15.5	0
15	QPSK	36	20	14.57	14.50	14.43		
15	QPSK	36	39	14.48	14.48	14.31		
15	QPSK	75	0	14.56	14.49	14.37	15.5	0
15	16QAM	1	0	14.89	14.87	14.92		
15	16QAM	1	37	14.84	14.76	14.72		
15	16QAM	1	74	14.77	14.72	14.62	15.5	0
15	16QAM	36	0	14.78	14.71	14.59		
15	16QAM	36	20	14.73	14.65	14.52		
15	16QAM	36	39	14.64	14.55	14.41	15.5	0
15	16QAM	75	0	14.72	14.63	14.49		
15	64QAM	1	0	14.73	14.59	14.52		
15	64QAM	1	37	14.45	14.36	14.33	15.5	0
15	64QAM	1	74	14.39	14.27	14.23		
15	64QAM	36	0	14.49	14.42	14.30		
15	64QAM	36	20	14.45	14.36	14.24	15.5	0
15	64QAM	36	39	14.35	14.26	14.10		
15	64QAM	75	0	14.43	14.35	14.20		
Channel				26090	26340	26640	Tune-up limit (dBm)	MPR (dB)
Frequency (MHz)				1855	1880	1910		
10	QPSK	1	0	14.87	14.74	14.46	15.5	0
10	QPSK	1	25	14.49	14.41	14.55		
10	QPSK	1	49	14.64	14.56	14.45		
10	QPSK	25	0	14.65	14.53	14.49	15.5	0
10	QPSK	25	12	14.58	14.49	14.46		
10	QPSK	25	25	14.55	14.45	14.27		
10	QPSK	50	0	14.58	14.49	14.34	15.5	0
10	16QAM	1	0	14.89	14.88	14.82		
10	16QAM	1	25	14.86	14.78	14.65		
10	16QAM	1	49	15.00	14.92	14.54	15.5	0
10	16QAM	25	0	14.75	14.66	14.58		
10	16QAM	25	12	14.71	14.63	14.50		
10	16QAM	25	25	14.65	14.55	14.36	15.5	0
10	16QAM	50	0	14.72	14.63	14.44		
10	64QAM	1	0	14.80	14.68	14.40		
10	64QAM	1	25	14.46	14.36	14.43	15.5	0
10	64QAM	1	49	14.61	14.51	14.45		
10	64QAM	25	0	14.48	14.39	14.30		
10	64QAM	25	12	14.45	14.33	14.22	15.5	0
10	64QAM	25	25	14.36	14.29	14.10		
10	64QAM	50	0	14.43	14.35	14.15		



Channel				26065	26340	26665	Tune-up limit (dBm)	MPR (dB)
Frequency (MHz)				1852.5	1880	1912.5		
5	QPSK	1	0	14.64	14.47	14.39	15.5	0
5	QPSK	1	12	14.54	14.40	14.20		
5	QPSK	1	24	14.51	14.40	14.18		
5	QPSK	12	0	14.64	14.47	14.40	15.5	0
5	QPSK	12	7	14.58	14.44	14.28		
5	QPSK	12	13	14.55	14.41	14.24		
5	QPSK	25	0	14.60	14.48	14.28	15.5	0
5	16QAM	1	0	14.96	14.81	14.68		
5	16QAM	1	12	14.87	14.75	14.54		
5	16QAM	1	24	14.85	14.73	14.54	15.5	0
5	16QAM	12	0	14.72	14.58	14.45		
5	16QAM	12	7	14.71	14.59	14.36		
5	16QAM	12	13	14.68	14.56	14.31	15.5	0
5	16QAM	25	0	14.68	14.56	14.35		
5	64QAM	1	0	14.56	14.44	14.32		
5	64QAM	1	12	14.51	14.35	14.13	15.5	0
5	64QAM	1	24	14.43	14.37	14.15		
5	64QAM	12	0	14.42	14.32	14.15		
5	64QAM	12	7	14.40	14.29	14.07	15.5	0
5	64QAM	12	13	14.40	14.30	14.01		
5	64QAM	25	0	14.40	14.28	14.07		
Channel				26055	26340	26675	Tune-up limit (dBm)	MPR (dB)
Frequency (MHz)				1851.5	1880	1913.5		
3	QPSK	1	0	14.60	14.45	14.33	15.5	0
3	QPSK	1	8	14.56	14.42	14.18		
3	QPSK	1	14	14.54	14.39	14.18		
3	QPSK	8	0	14.57	14.51	14.25	15.5	0
3	QPSK	8	4	14.61	14.51	14.29		
3	QPSK	8	7	14.56	14.44	14.25		
3	QPSK	15	0	14.58	14.44	14.23	15.5	0
3	16QAM	1	0	14.89	14.80	14.60		
3	16QAM	1	8	14.87	14.76	14.56		
3	16QAM	1	14	14.86	14.73	14.48	15.5	0
3	16QAM	8	0	14.75	14.64	14.39		
3	16QAM	8	4	14.77	14.66	14.39		
3	16QAM	8	7	14.74	14.61	14.37	15.5	0
3	16QAM	15	0	14.72	14.57	14.39		
3	64QAM	1	0	14.52	14.44	14.28		
3	64QAM	1	8	14.49	14.37	14.18	15.5	0
3	64QAM	1	14	14.49	14.38	14.16		
3	64QAM	8	0	14.42	14.32	14.07		
3	64QAM	8	4	14.45	14.33	14.07	15.5	0
3	64QAM	8	7	14.40	14.28	14.05		
3	64QAM	15	0	14.42	14.30	14.07		



Channel				26047	26340	26683	Tune-up limit (dBm)	MPR (dB)
Frequency (MHz)				1850.7	1880	1914.3		
1.4	QPSK	1	0	14.53	14.35	14.13	15.5	0
1.4	QPSK	1	3	14.56	14.40	14.20		
1.4	QPSK	1	5	14.50	14.35	14.10		
1.4	QPSK	3	0	14.54	14.37	14.15		
1.4	QPSK	3	1	14.56	14.41	14.21		
1.4	QPSK	3	3	14.53	14.39	14.13		
1.4	QPSK	6	0	14.53	14.38	14.19	15.5	0
1.4	16QAM	1	0	14.80	14.73	14.48	15.5	0
1.4	16QAM	1	3	14.92	14.79	14.56		
1.4	16QAM	1	5	14.81	14.72	14.50		
1.4	16QAM	3	0	14.65	14.48	14.28		
1.4	16QAM	3	1	14.66	14.57	14.30		
1.4	16QAM	3	3	14.63	14.46	14.28		
1.4	16QAM	6	0	14.71	14.56	14.34	15.5	0
1.4	64QAM	1	0	14.47	14.34	14.12	15.5	0
1.4	64QAM	1	3	14.53	14.39	14.16		
1.4	64QAM	1	5	14.42	14.35	14.13		
1.4	64QAM	3	0	14.42	14.27	14.05		
1.4	64QAM	3	1	14.47	14.30	14.09		
1.4	64QAM	3	3	14.41	14.26	14.05		
1.4	64QAM	6	0	14.38	14.21	13.98	15.5	0



<LTE Band 30>

BW [MHz]	Modulation	RB Size	RB Offset	Power Low Ch. / Freq.	Power Middle Ch. / Freq.	Power High Ch. / Freq.	Tune-up limit (dBm)	MPR (dB)
Channel				27710				
Frequency (MHz)				2310				
10	QPSK	1	0		20.89		22	0
10	QPSK	1	25		20.70			
10	QPSK	1	49		20.51			
10	QPSK	25	0		20.64		22	0
10	QPSK	25	12		20.58			
10	QPSK	25	25		20.57			
10	QPSK	50	0		20.58		22	0
10	16QAM	1	0		20.78			
10	16QAM	1	25		20.88			
10	16QAM	1	49		20.84		22	0
10	16QAM	25	0		20.69			
10	16QAM	25	12		20.70			
10	16QAM	25	25		20.64		22	0
10	16QAM	50	0		20.71			
10	64QAM	1	0		20.19			
10	64QAM	1	25		20.24		22	0
10	64QAM	1	49		20.22			
10	64QAM	25	0		19.69			
10	64QAM	25	12		19.70		21	1
10	64QAM	25	25		19.63			
10	64QAM	50	0		19.69			



Channel				27685	27710	27735	Tune-up limit (dBm)	MPR (dB)
Frequency (MHz)				2307.5	2310	2312.5		
5	QPSK	1	0	20.51	20.53	20.60	22	0
5	QPSK	1	12	20.47	20.55	20.53		
5	QPSK	1	24	20.52	20.55	20.56		
5	QPSK	12	0	20.55	20.62	20.58	22	0
5	QPSK	12	7	20.65	20.62	20.58		
5	QPSK	12	13	20.60	20.58	20.60		
5	QPSK	25	0	20.53	20.59	20.55	22	0
5	16QAM	1	0	20.81	20.60	20.73		
5	16QAM	1	12	20.85	20.70	20.72		
5	16QAM	1	24	20.73	20.87	20.72	22	0
5	16QAM	12	0	20.60	20.72	20.65		
5	16QAM	12	7	20.70	20.69	20.71		
5	16QAM	12	13	20.66	20.65	20.68	22	0
5	16QAM	25	0	20.59	20.65	20.69		
5	64QAM	1	0	20.19	20.25	20.36		
5	64QAM	1	12	20.23	20.30	20.29	22	0
5	64QAM	1	24	20.27	20.26	20.30		
5	64QAM	12	0	19.59	19.68	19.64		
5	64QAM	12	7	19.69	19.66	19.69	21	1
5	64QAM	12	13	19.64	19.62	19.64		
5	64QAM	25	0	19.59	19.64	19.65		



<LTE Band 66>

BW [MHz]	Modulation	RB Size	RB Offset	Power Low Ch. / Freq.	Power Middle Ch. / Freq.	Power High Ch. / Freq.	Tune-up limit (dBm)	MPR (dB)
Channel				132072	132322	132572		
Frequency (MHz)				1720	1745	1770		
20	QPSK	1	0	15.84	15.95	15.94	16	0
20	QPSK	1	49	15.65	15.73	15.91		
20	QPSK	1	99	15.66	15.72	15.84		
20	QPSK	50	0	15.59	15.70	15.63	16	0
20	QPSK	50	24	15.52	15.61	15.64		
20	QPSK	50	50	15.48	15.53	15.69		
20	QPSK	100	0	15.51	15.68	15.67		
20	16QAM	1	0	15.67	15.75	15.78	16	0
20	16QAM	1	49	15.51	15.53	15.69		
20	16QAM	1	99	15.40	15.53	15.31		
20	16QAM	50	0	15.71	15.77	15.87	16	0
20	16QAM	50	24	15.68	15.69	15.80		
20	16QAM	50	50	15.59	15.64	15.81		
20	16QAM	100	0	15.65	15.69	15.79		
20	64QAM	1	0	15.84	15.92	15.92	16	0
20	64QAM	1	49	15.66	15.71	15.93		
20	64QAM	1	99	15.64	15.74	15.85		
20	64QAM	50	0	15.61	15.69	15.78	16	0
20	64QAM	50	24	15.57	15.59	15.72		
20	64QAM	50	50	15.48	15.55	15.70		
20	64QAM	100	0	15.58	15.62	15.70		



FCC SAR Test Report

Report No. : FA9O0912

Channel				132047	132322	132597	Tune-up limit (dBm)	MPR (dB)
Frequency (MHz)				1717.5	1745	1772.5		
15	QPSK	1	0	15.81	15.91	15.91	16	0
15	QPSK	1	37	15.65	15.66	15.84		
15	QPSK	1	74	15.70	15.64	15.82		
15	QPSK	36	0	15.59	15.67	15.67	16	0
15	QPSK	36	20	15.53	15.59	15.75		
15	QPSK	36	39	15.50	15.53	15.66		
15	QPSK	75	0	15.51	15.58	15.62	16	0
15	16QAM	1	0	15.64	15.71	15.78		
15	16QAM	1	37	15.46	15.51	15.67		
15	16QAM	1	74	15.44	15.50	15.66	16	0
15	16QAM	36	0	15.68	15.75	15.83		
15	16QAM	36	20	15.68	15.72	15.85		
15	16QAM	36	39	15.57	15.63	15.83	16	0
15	16QAM	75	0	15.66	15.70	15.76		
15	64QAM	1	0	15.84	15.94	15.91		
15	64QAM	1	37	15.66	15.72	15.85	16	0
15	64QAM	1	74	15.69	15.63	15.88		
15	64QAM	36	0	15.58	15.64	15.72		
15	64QAM	36	20	15.58	15.60	15.75	16	0
15	64QAM	36	39	15.49	15.53	15.72		
15	64QAM	75	0	15.58	15.61	15.68		
Channel				132022	132322	132622	Tune-up limit (dBm)	MPR (dB)
Frequency (MHz)				1715	1745	1775		
10	QPSK	1	0	15.65	15.68	15.86	16	0
10	QPSK	1	25	15.58	15.66	15.80		
10	QPSK	1	49	15.58	15.62	15.79		
10	QPSK	25	0	15.47	15.51	15.63	16	0
10	QPSK	25	12	15.43	15.49	15.66		
10	QPSK	25	25	15.42	15.46	15.60		
10	QPSK	50	0	15.43	15.46	15.59	16	0
10	16QAM	1	0	15.45	15.52	15.60		
10	16QAM	1	25	15.37	15.45	15.57		
10	16QAM	1	49	15.36	15.42	15.57	16	0
10	16QAM	25	0	15.55	15.61	15.80		
10	16QAM	25	12	15.58	15.62	15.76		
10	16QAM	25	25	15.57	15.59	15.72	16	0
10	16QAM	50	0	15.54	15.59	15.75		
10	64QAM	1	0	15.69	15.72	15.89		
10	64QAM	1	25	15.58	15.65	15.82	16	0
10	64QAM	1	49	15.57	15.64	15.79		
10	64QAM	25	0	15.46	15.50	15.66		
10	64QAM	25	12	15.46	15.51	15.65	16	0
10	64QAM	25	25	15.45	15.49	15.64		
10	64QAM	50	0	15.44	15.51	15.67		



Channel				131997	132322	132647	Tune-up limit (dBm)	MPR (dB)
Frequency (MHz)				1712.5	1745	1777.5		
5	QPSK	1	0	15.65	15.68	15.86	16	0
5	QPSK	1	12	15.58	15.66	15.80		
5	QPSK	1	24	15.58	15.62	15.79		
5	QPSK	12	0	15.47	15.51	15.63	16	0
5	QPSK	12	7	15.43	15.49	15.66		
5	QPSK	12	13	15.42	15.46	15.60		
5	QPSK	25	0	15.43	15.46	15.59	16	0
5	16QAM	1	0	15.45	15.52	15.60		
5	16QAM	1	12	15.37	15.45	15.57		
5	16QAM	1	24	15.36	15.42	15.57	16	0
5	16QAM	12	0	15.55	15.61	15.80		
5	16QAM	12	7	15.58	15.62	15.76		
5	16QAM	12	13	15.57	15.59	15.72	16	0
5	16QAM	25	0	15.54	15.59	15.75		
5	64QAM	1	0	15.69	15.72	15.89		
5	64QAM	1	12	15.58	15.65	15.82	16	0
5	64QAM	1	24	15.57	15.64	15.79		
5	64QAM	12	0	15.46	15.50	15.66		
5	64QAM	12	7	15.46	15.51	15.65	16	0
5	64QAM	12	13	15.45	15.49	15.64		
5	64QAM	25	0	15.44	15.51	15.67		
Channel				131987	132322	132657	Tune-up limit (dBm)	MPR (dB)
Frequency (MHz)				1711.5	1745	1778.5		
3	QPSK	1	0	15.74	15.77	15.89	16	0
3	QPSK	1	8	15.70	15.77	15.87		
3	QPSK	1	14	15.70	15.74	15.83		
3	QPSK	8	0	15.54	15.62	15.71	16	0
3	QPSK	8	4	15.59	15.60	15.72		
3	QPSK	8	7	15.58	15.56	15.72		
3	QPSK	15	0	15.55	15.60	15.70	16	0
3	16QAM	1	0	15.52	15.57	15.69		
3	16QAM	1	8	15.50	15.55	15.66		
3	16QAM	1	14	15.49	15.54	15.66	16	0
3	16QAM	8	0	15.71	15.75	15.92		
3	16QAM	8	4	15.77	15.79	15.93		
3	16QAM	8	7	15.68	15.75	15.87	16	0
3	16QAM	15	0	15.64	15.73	15.85		
3	64QAM	1	0	15.71	15.78	15.93		
3	64QAM	1	8	15.72	15.77	15.89	16	0
3	64QAM	1	14	15.67	15.76	15.87		
3	64QAM	8	0	15.58	15.62	15.79		
3	64QAM	8	4	15.63	15.67	15.79	16	0
3	64QAM	8	7	15.57	15.63	15.73		
3	64QAM	15	0	15.56	15.59	15.75		



Channel				131979	132322	132665	Tune-up limit (dBm)	MPR (dB)
Frequency (MHz)				1710.7	1745	1779.3		
1.4	QPSK	1	0	15.62	15.69	15.89	16	0
1.4	QPSK	1	3	15.71	15.75	15.92		
1.4	QPSK	1	5	15.60	15.67	15.82		
1.4	QPSK	3	0	15.52	15.53	15.69		
1.4	QPSK	3	1	15.54	15.56	15.71		
1.4	QPSK	3	3	15.50	15.55	15.70		
1.4	QPSK	6	0	15.50	15.55	15.69	16	0
1.4	16QAM	1	0	15.44	15.48	15.64	16	0
1.4	16QAM	1	3	15.55	15.55	15.72		
1.4	16QAM	1	5	15.44	15.48	15.65		
1.4	16QAM	3	0	15.60	15.65	15.84		
1.4	16QAM	3	1	15.66	15.68	15.83		
1.4	16QAM	3	3	15.61	15.62	15.78		
1.4	16QAM	6	0	15.67	15.71	15.90	16	0
1.4	64QAM	1	0	15.63	15.71	15.89	16	0
1.4	64QAM	1	3	15.70	15.81	15.93		
1.4	64QAM	1	5	15.62	15.73	15.86		
1.4	64QAM	3	0	15.58	15.63	15.81		
1.4	64QAM	3	1	15.61	15.67	15.85		
1.4	64QAM	3	3	15.56	15.65	15.79		
1.4	64QAM	6	0	15.51	15.55	15.73	16	0

<Reduced Power Mode for Handheld On>

<LTE Band 2>

BW [MHz]	Modulation	RB Size	RB Offset	Power Low Ch. / Freq.	Power Middle Ch. / Freq.	Power High Ch. / Freq.	Tune-up limit (dBm)	MPR (dB)
Channel				18700	18900	19100		
Frequency (MHz)				1860	1880	1900		
20	QPSK	1	0	19.98	19.89	19.87	20.5	0
20	QPSK	1	49	19.76	19.65	19.55		
20	QPSK	1	99	19.53	19.66	19.54		
20	QPSK	50	0	19.59	19.55	19.42	20.5	0
20	QPSK	50	24	19.54	19.48	19.37		
20	QPSK	50	50	19.53	19.39	19.30		
20	QPSK	100	0	19.64	19.46	19.38	20.5	0
20	16QAM	1	0	19.67	19.65	19.83		
20	16QAM	1	49	19.80	19.79	19.70		
20	16QAM	1	99	19.66	19.82	19.57	20.5	0
20	16QAM	50	0	19.71	19.68	19.54		
20	16QAM	50	24	19.67	19.61	19.46		
20	16QAM	50	50	19.67	19.48	19.43	20.5	0
20	16QAM	100	0	19.75	19.56	19.44		
20	64QAM	1	0	19.60	19.76	19.49		
20	64QAM	1	49	19.43	19.45	19.31	20.5	0
20	64QAM	1	99	19.55	19.46	19.54		
20	64QAM	50	0	19.51	19.43	19.27		
20	64QAM	50	24	19.38	19.35	19.19	20.5	0
20	64QAM	50	50	19.37	19.22	19.16		
20	64QAM	100	0	19.50	19.33	19.19		



Channel				18675	18900	19125	Tune-up limit (dBm)	MPR (dB)
Frequency (MHz)				1857.5	1880	1902.5		
15	QPSK	1	0	19.84	19.75	19.46	20.5	0
15	QPSK	1	37	19.44	19.34	19.80		
15	QPSK	1	74	19.52	19.41	19.76		
15	QPSK	36	0	19.56	19.55	19.40	20.5	0
15	QPSK	36	20	19.49	19.49	19.33		
15	QPSK	36	39	19.50	19.35	19.30		
15	QPSK	75	0	19.59	19.44	19.35	20.5	0
15	16QAM	1	0	19.89	19.78	19.78		
15	16QAM	1	37	19.79	19.76	19.68		
15	16QAM	1	74	19.88	19.77	19.55	20.5	0
15	16QAM	36	0	19.70	19.67	19.51		
15	16QAM	36	20	19.63	19.58	19.42		
15	16QAM	36	39	19.64	19.46	19.40	20.5	0
15	16QAM	75	0	19.77	19.58	19.44		
15	64QAM	1	0	19.84	19.73	19.53		
15	64QAM	1	37	19.41	19.45	19.52	20.5	0
15	64QAM	1	74	19.52	19.43	19.51		
15	64QAM	36	0	19.50	19.40	19.51		
15	64QAM	36	20	19.35	19.33	19.16	20.5	0
15	64QAM	36	39	19.37	19.24	19.20		
15	64QAM	75	0	19.47	19.30	19.21		
Channel				18650	18900	19150	Tune-up limit (dBm)	MPR (dB)
Frequency (MHz)				1855	1880	1905		
10	QPSK	1	0	19.86	19.74	19.40	20.5	0
10	QPSK	1	25	19.50	19.42	19.65		
10	QPSK	1	49	19.66	19.59	19.67		
10	QPSK	25	0	19.62	19.52	19.36	20.5	0
10	QPSK	25	12	19.62	19.49	19.38		
10	QPSK	25	25	19.54	19.45	19.29		
10	QPSK	50	0	19.59	19.47	19.37	20.5	0
10	16QAM	1	0	19.78	19.67	19.74		
10	16QAM	1	25	19.56	19.79	19.69		
10	16QAM	1	49	19.76	19.70	19.59	20.5	0
10	16QAM	25	0	19.75	19.65	19.51		
10	16QAM	25	12	19.71	19.60	19.47		
10	16QAM	25	25	19.64	19.56	19.45	20.5	0
10	16QAM	50	0	19.69	19.58	19.45		
10	64QAM	1	0	19.82	19.71	19.38		
10	64QAM	1	25	19.52	19.41	19.53	20.5	0
10	64QAM	1	49	19.64	19.58	19.54		
10	64QAM	25	0	19.49	19.38	19.26		
10	64QAM	25	12	19.46	19.35	19.20	20.5	0
10	64QAM	25	25	19.41	19.31	19.19		
10	64QAM	50	0	19.42	19.34	19.17		



Channel				18625	18900	19175	Tune-up limit (dBm)	MPR (dB)
Frequency (MHz)				1852.5	1880	1907.5		
5	QPSK	1	0	19.62	19.78	19.34	20.5	0
5	QPSK	1	12	19.53	19.42	19.28		
5	QPSK	1	24	19.52	19.44	19.28		
5	QPSK	12	0	19.60	19.47	19.33	20.5	0
5	QPSK	12	7	19.61	19.48	19.36		
5	QPSK	12	13	19.55	19.43	19.28		
5	QPSK	25	0	19.56	19.47	19.29	20.5	0
5	16QAM	1	0	19.67	19.76	19.71		
5	16QAM	1	12	19.66	19.76	19.60		
5	16QAM	1	24	19.67	19.77	19.59	20.5	0
5	16QAM	12	0	19.75	19.61	19.44		
5	16QAM	12	7	19.71	19.59	19.44		
5	16QAM	12	13	19.66	19.57	19.42	20.5	0
5	16QAM	25	0	19.66	19.57	19.40		
5	64QAM	1	0	19.60	19.49	19.36		
5	64QAM	1	12	19.54	19.41	19.29	20.5	0
5	64QAM	1	24	19.54	19.43	19.22		
5	64QAM	12	0	19.48	19.32	19.17		
5	64QAM	12	7	19.44	19.30	19.19	20.5	0
5	64QAM	12	13	19.39	19.28	19.16		
5	64QAM	25	0	19.40	19.33	19.17		
Channel				18615	18900	19185	Tune-up limit (dBm)	MPR (dB)
Frequency (MHz)				1851.5	1880	1908.5		
3	QPSK	1	0	19.56	19.78	19.67	20.5	0
3	QPSK	1	8	19.51	19.40	19.56		
3	QPSK	1	14	19.50	19.37	19.43		
3	QPSK	8	0	19.58	19.48	19.31	20.5	0
3	QPSK	8	4	19.60	19.48	19.30		
3	QPSK	8	7	19.56	19.43	19.26		
3	QPSK	15	0	19.56	19.44	19.29	20.5	0
3	16QAM	1	0	19.76	19.62	19.46		
3	16QAM	1	8	19.75	19.58	19.42		
3	16QAM	1	14	19.68	19.56	19.40	20.5	0
3	16QAM	8	0	19.71	19.63	19.44		
3	16QAM	8	4	19.77	19.64	19.47		
3	16QAM	8	7	19.70	19.59	19.41	20.5	0
3	16QAM	15	0	19.67	19.54	19.38		
3	64QAM	1	0	19.55	19.46	19.32		
3	64QAM	1	8	19.58	19.45	19.26	20.5	0
3	64QAM	1	14	19.51	19.41	19.26		
3	64QAM	8	0	19.43	19.33	19.15		
3	64QAM	8	4	19.48	19.34	19.17	20.5	0
3	64QAM	8	7	19.41	19.28	19.12		
3	64QAM	15	0	19.40	19.27	19.10		



Channel				18607	18900	19193	Tune-up limit (dBm)	MPR (dB)
Frequency (MHz)				1850.7	1880	1909.3		
1.4	QPSK	1	0	19.47	19.80	19.65	20.5	0
1.4	QPSK	1	3	19.53	19.39	19.50		
1.4	QPSK	1	5	19.44	19.34	19.67		
1.4	QPSK	3	0	19.49	19.35	19.21		
1.4	QPSK	3	1	19.55	19.38	19.22		
1.4	QPSK	3	3	19.47	19.36	19.21		
1.4	QPSK	6	0	19.51	19.35	19.19	20.5	0
1.4	16QAM	1	0	19.55	19.40	19.23	20.5	0
1.4	16QAM	1	3	19.26	19.45	19.29		
1.4	16QAM	1	5	19.52	19.40	19.18		
1.4	16QAM	3	0	19.64	19.46	19.28		
1.4	16QAM	3	1	19.68	19.51	19.34		
1.4	16QAM	3	3	19.64	19.47	19.29		
1.4	16QAM	6	0	19.68	19.52	19.34	20.5	0
1.4	64QAM	1	0	19.49	19.31	19.18	20.5	0
1.4	64QAM	1	3	19.54	19.39	19.27		
1.4	64QAM	1	5	19.48	19.33	19.16		
1.4	64QAM	3	0	19.42	19.25	19.07		
1.4	64QAM	3	1	19.46	19.30	19.11		
1.4	64QAM	3	3	19.40	19.25	19.06		
1.4	64QAM	6	0	19.36	19.20	18.99	20.5	0



<LTE Band 4>

BW [MHz]	Modulation	RB Size	RB Offset	Power Low Ch. / Freq.	Power Middle Ch. / Freq.	Power High Ch. / Freq.	Tune-up limit (dBm)	MPR (dB)
Channel				20050	20175	20300		
Frequency (MHz)				1720	1732.5	1745		
20	QPSK	1	0	19.80	19.99	19.98	20	0
20	QPSK	1	49	19.71	19.78	19.86		
20	QPSK	1	99	19.75	19.75	19.81		
20	QPSK	50	0	19.91	19.94	19.92	20	0
20	QPSK	50	24	19.84	19.87	19.85		
20	QPSK	50	50	19.85	19.81	19.91		
20	QPSK	100	0	19.82	19.89	19.86	20	0
20	16QAM	1	0	19.95	19.97	19.88		
20	16QAM	1	49	19.82	19.91	19.89		
20	16QAM	1	99	19.84	19.78	19.84	20	0
20	16QAM	50	0	19.95	19.87	19.78		
20	16QAM	50	24	19.90	19.95	19.96		
20	16QAM	50	50	19.94	19.92	19.96	20	0
20	16QAM	100	0	19.92	19.97	19.95		
20	64QAM	1	0	19.87	19.91	19.87		
20	64QAM	1	49	19.72	19.83	19.83	20	0
20	64QAM	1	99	19.79	19.72	19.79		
20	64QAM	50	0	19.70	19.73	19.72		
20	64QAM	50	24	19.63	19.69	19.69	20	0
20	64QAM	50	50	19.68	19.65	19.67		
20	64QAM	100	0	19.66	19.71	19.69		



Channel				20025	20175	20325	Tune-up limit (dBm)	MPR (dB)
Frequency (MHz)				1717.5	1732.5	1747.5		
15	QPSK	1	0	19.85	19.93	19.96	20	0
15	QPSK	1	37	19.76	19.79	19.87		
15	QPSK	1	74	19.75	19.80	19.85		
15	QPSK	36	0	19.89	19.97	19.92	20	0
15	QPSK	36	20	19.83	19.89	19.96		
15	QPSK	36	39	19.74	19.83	19.91		
15	QPSK	75	0	19.82	19.88	19.85	20	0
15	16QAM	1	0	19.92	19.96	19.76		
15	16QAM	1	37	19.82	19.90	19.88		
15	16QAM	1	74	19.81	19.87	19.87	20	0
15	16QAM	36	0	19.96	19.78	19.95		
15	16QAM	36	20	19.91	19.98	19.78		
15	16QAM	36	39	19.82	19.92	19.94	20	0
15	16QAM	75	0	19.91	19.98	19.95		
15	64QAM	1	0	19.80	19.88	19.91		
15	64QAM	1	37	19.74	19.84	19.82	20	0
15	64QAM	1	74	19.72	19.77	19.80		
15	64QAM	36	0	19.67	19.73	19.67		
15	64QAM	36	20	19.62	19.71	19.73	20	0
15	64QAM	36	39	19.53	19.64	19.66		
15	64QAM	75	0	19.62	19.69	19.65		
Channel				20000	20175	20350	Tune-up limit (dBm)	MPR (dB)
Frequency (MHz)				1715	1732.5	1750		
10	QPSK	1	0	19.73	19.89	19.98	20	0
10	QPSK	1	25	19.65	19.79	19.87		
10	QPSK	1	49	19.69	19.75	19.85		
10	QPSK	25	0	19.74	19.86	19.95	20	0
10	QPSK	25	12	19.83	19.87	19.90		
10	QPSK	25	25	19.75	19.85	19.88		
10	QPSK	50	0	19.79	19.84	19.95	20	0
10	16QAM	1	0	19.77	19.78	19.88		
10	16QAM	1	25	19.68	19.86	19.87		
10	16QAM	1	49	19.77	19.84	19.84	20	0
10	16QAM	25	0	19.82	19.98	19.87		
10	16QAM	25	12	19.91	19.95	19.78		
10	16QAM	25	25	19.83	19.92	19.94	20	0
10	16QAM	50	0	19.88	19.96	19.97		
10	64QAM	1	0	19.69	19.90	19.93		
10	64QAM	1	25	19.64	19.79	19.81	20	0
10	64QAM	1	49	19.72	19.77	19.76		
10	64QAM	25	0	19.53	19.70	19.76		
10	64QAM	25	12	19.61	19.66	19.72	20	0
10	64QAM	25	25	19.54	19.64	19.65		
10	64QAM	50	0	19.59	19.67	19.68		



Channel				19975	20175	20375	Tune-up limit (dBm)	MPR (dB)
Frequency (MHz)				1712.5	1732.5	1752.5		
5	QPSK	1	0	19.69	19.85	19.91	20	0
5	QPSK	1	12	19.63	19.78	19.84		
5	QPSK	1	24	19.63	19.78	19.84		
5	QPSK	12	0	19.71	19.86	19.87	20	0
5	QPSK	12	7	19.69	19.85	19.91		
5	QPSK	12	13	19.68	19.84	19.90		
5	QPSK	25	0	19.64	19.79	19.87		
5	16QAM	1	0	19.72	19.93	19.94	20	0
5	16QAM	1	12	19.68	19.88	19.91		
5	16QAM	1	24	19.69	19.85	19.90		
5	16QAM	12	0	19.79	19.95	19.98	20	0
5	16QAM	12	7	19.77	19.95	19.78		
5	16QAM	12	13	19.74	19.93	19.90		
5	16QAM	25	0	19.72	19.92	19.98		
5	64QAM	1	0	19.65	19.82	19.90	20	0
5	64QAM	1	12	19.60	19.82	19.81		
5	64QAM	1	24	19.59	19.80	19.82		
5	64QAM	12	0	19.48	19.64	19.66	20	0
5	64QAM	12	7	19.46	19.64	19.65		
5	64QAM	12	13	19.43	19.61	19.60		
5	64QAM	25	0	19.42	19.63	19.67		
Channel				19965	20175	20385	Tune-up limit (dBm)	MPR (dB)
Frequency (MHz)				1711.5	1732.5	1753.5		
3	QPSK	1	0	19.62	19.81	19.83	20	0
3	QPSK	1	8	19.56	19.75	19.80		
3	QPSK	1	14	19.57	19.72	19.80		
3	QPSK	8	0	19.66	19.81	19.83	20	0
3	QPSK	8	4	19.66	19.82	19.86		
3	QPSK	8	7	19.63	19.78	19.82		
3	QPSK	15	0	19.64	19.79	19.86		
3	16QAM	1	0	19.96	19.67	19.78	20	0
3	16QAM	1	8	19.92	19.87	19.77		
3	16QAM	1	14	19.87	19.88	19.76		
3	16QAM	8	0	19.77	19.94	19.97	20	0
3	16QAM	8	4	19.78	19.97	19.81		
3	16QAM	8	7	19.72	19.92	19.97		
3	16QAM	15	0	19.69	19.88	19.90		
3	64QAM	1	0	19.58	19.77	19.79	20	0
3	64QAM	1	8	19.54	19.72	19.78		
3	64QAM	1	14	19.52	19.72	19.76		
3	64QAM	8	0	19.46	19.63	19.67	20	0
3	64QAM	8	4	19.45	19.66	19.69		
3	64QAM	8	7	19.40	19.59	19.66		
3	64QAM	15	0	19.39	19.58	19.59		



Channel				19957	20175	20393	Tune-up limit (dBm)	MPR (dB)
Frequency (MHz)				1710.7	1732.5	1754.3		
1.4	QPSK	1	0	19.55	19.69	19.74	20	0
1.4	QPSK	1	3	19.59	19.78	19.82		
1.4	QPSK	1	5	19.54	19.70	19.73		
1.4	QPSK	3	0	19.60	19.74	19.80		
1.4	QPSK	3	1	19.62	19.77	19.82		
1.4	QPSK	3	3	19.58	19.72	19.78		
1.4	QPSK	6	0	19.57	19.75	19.78	20	0
1.4	16QAM	1	0	19.89	19.88	19.87	20	0
1.4	16QAM	1	3	19.97	19.78	19.87		
1.4	16QAM	1	5	19.89	19.87	19.88		
1.4	16QAM	3	0	19.70	19.87	19.91		
1.4	16QAM	3	1	19.73	19.88	19.94		
1.4	16QAM	3	3	19.68	19.83	19.85		
1.4	16QAM	6	0	19.76	19.89	19.93	20	0
1.4	64QAM	1	0	19.49	19.71	19.71	20	0
1.4	64QAM	1	3	19.55	19.73	19.77		
1.4	64QAM	1	5	19.46	19.65	19.69		
1.4	64QAM	3	0	19.43	19.61	19.62		
1.4	64QAM	3	1	19.48	19.62	19.68		
1.4	64QAM	3	3	19.41	19.60	19.59		
1.4	64QAM	6	0	19.37	19.55	19.57	20	0



<LTE Band 7>

BW [MHz]	Modulation	RB Size	RB Offset	Power Low Ch. / Freq.	Power Middle Ch. / Freq.	Power High Ch. / Freq.	Tune-up limit (dBm)	MPR (dB)
Channel				20850	21100	21350		
Frequency (MHz)				2510	2535	2560		
20	QPSK	1	0	22.05	21.95	22.02	22.5	0
20	QPSK	1	49	21.86	21.82	21.84		
20	QPSK	1	99	21.80	21.87	21.90		
20	QPSK	50	0	22.04	21.91	21.92	22.5	0
20	QPSK	50	24	21.96	21.89	21.94		
20	QPSK	50	50	21.90	21.91	21.92		
20	QPSK	100	0	21.95	21.91	21.85	22.5	0
20	16QAM	1	0	21.89	21.78	21.87		
20	16QAM	1	49	21.85	21.82	21.88		
20	16QAM	1	99	21.79	21.93	21.94	22	0.5
20	16QAM	50	0	21.57	21.47	21.52		
20	16QAM	50	24	21.55	21.49	21.54		
20	16QAM	50	50	21.51	21.49	21.53	22	0.5
20	16QAM	100	0	21.49	21.45	21.52		
20	64QAM	1	0	21.08	20.97	21.07		
20	64QAM	1	49	21.06	21.03	21.08	21	1.5
20	64QAM	1	99	20.96	21.10	21.12		
20	64QAM	50	0	20.57	20.45	20.47		
20	64QAM	50	24	20.54	20.47	20.52	21	1.5
20	64QAM	50	50	20.48	20.48	20.54		
20	64QAM	100	0	20.49	20.44	20.52		



Channel				20825	21100	21375	Tune-up limit (dBm)	MPR (dB)
Frequency (MHz)				2507.5	2535	2562.5		
15	QPSK	1	0	21.94	21.87	21.89	22.5	0
15	QPSK	1	37	21.81	21.83	21.87		
15	QPSK	1	74	21.85	21.88	21.90		
15	QPSK	36	0	21.93	21.89	21.91	22.5	0
15	QPSK	36	20	21.97	21.88	21.96		
15	QPSK	36	39	21.93	21.87	21.93		
15	QPSK	75	0	21.98	21.89	21.95	22.5	0
15	16QAM	1	0	21.92	21.88	21.97		
15	16QAM	1	37	21.84	21.87	21.94		
15	16QAM	1	74	21.86	21.90	21.83	22	0.5
15	16QAM	36	0	21.47	21.44	21.49		
15	16QAM	36	20	21.55	21.47	21.55		
15	16QAM	36	39	21.46	21.46	21.51	22	0.5
15	16QAM	75	0	21.56	21.45	21.52		
15	64QAM	1	0	21.09	21.08	21.14		
15	64QAM	1	37	21.02	21.02	21.13	21	1.5
15	64QAM	1	74	21.05	21.09	21.18		
15	64QAM	36	0	20.47	20.44	20.49		
15	64QAM	36	20	20.54	20.47	20.54	21	1.5
15	64QAM	36	39	20.47	20.44	20.50		
15	64QAM	75	0	20.51	20.45	20.53		
Channel				20800	21100	21400	Tune-up limit (dBm)	MPR (dB)
Frequency (MHz)				2505	2535	2565		
10	QPSK	1	0	21.93	21.86	21.89	22.5	0
10	QPSK	1	25	21.86	21.84	21.87		
10	QPSK	1	49	21.91	21.84	21.85		
10	QPSK	25	0	21.97	21.89	21.94	22.5	0
10	QPSK	25	12	21.95	21.91	21.99		
10	QPSK	25	25	22.00	21.91	21.95		
10	QPSK	50	0	22.01	21.90	21.92	22.5	0
10	16QAM	1	0	21.93	21.88	21.99		
10	16QAM	1	25	21.87	21.89	21.98		
10	16QAM	1	49	21.95	21.90	22.01	22	0.5
10	16QAM	25	0	21.52	21.45	21.54		
10	16QAM	25	12	21.48	21.47	21.56		
10	16QAM	25	25	21.53	21.46	21.52	22	0.5
10	16QAM	50	0	21.58	21.44	21.53		
10	64QAM	1	0	21.06	21.06	21.14		
10	64QAM	1	25	21.07	21.02	21.11	21	1.5
10	64QAM	1	49	21.09	21.04	21.15		
10	64QAM	25	0	20.52	20.47	20.52		
10	64QAM	25	12	20.48	20.46	20.56	21	1.5
10	64QAM	25	25	20.57	20.45	20.53		
10	64QAM	50	0	20.59	20.45	20.49		



Channel				20775	21100	21425	Tune-up limit (dBm)	MPR (dB)
Frequency (MHz)				2502.5	2535	2567.5		
5	QPSK	1	0	21.94	21.81	21.91	22.5	0
5	QPSK	1	12	21.91	21.86	21.89		
5	QPSK	1	24	21.87	21.82	21.87		
5	QPSK	12	0	21.93	21.87	21.96	22.5	0
5	QPSK	12	7	21.95	21.92	21.97		
5	QPSK	12	13	21.91	21.90	21.94		
5	QPSK	25	0	21.97	21.89	21.94	22.5	0
5	16QAM	1	0	21.91	21.91	22.01		
5	16QAM	1	12	21.94	21.90	22.02		
5	16QAM	1	24	21.85	21.89	21.98	22	0.5
5	16QAM	12	0	21.47	21.45	21.53		
5	16QAM	12	7	21.47	21.48	21.53		
5	16QAM	12	13	21.46	21.48	21.52	22	0.5
5	16QAM	25	0	21.47	21.46	21.53		
5	64QAM	1	0	21.09	21.03	21.17		
5	64QAM	1	12	21.07	21.04	21.15	22	0.5
5	64QAM	1	24	20.98	21.03	21.10		
5	64QAM	12	0	20.44	20.41	20.52		
5	64QAM	12	7	20.46	20.46	20.52	21	1.5
5	64QAM	12	13	20.43	20.43	20.50		
5	64QAM	25	0	20.49	20.44	20.51		



<LTE Band 25>

BW [MHz]	Modulation	RB Size	RB Offset	Power Low Ch. / Freq.	Power Middle Ch. / Freq.	Power High Ch. / Freq.	Tune-up limit (dBm)	MPR (dB)
Channel				26140	26340	26590		
Frequency (MHz)				1860	1880	1905		
20	QPSK	1	0	19.97	19.81	19.51	20.5	0
20	QPSK	1	49	19.76	19.76	19.92		
20	QPSK	1	99	19.61	19.50	19.76		
20	QPSK	50	0	19.68	19.62	19.46	20.5	0
20	QPSK	50	24	19.69	19.63	19.64		
20	QPSK	50	50	19.55	19.41	19.31		
20	16QAM	1	0	19.78	19.89	19.81	20.5	0
20	16QAM	1	49	19.83	19.76	19.75		
20	16QAM	1	99	19.88	19.81	19.61		
20	16QAM	50	0	19.75	19.71	19.53	20.5	0
20	16QAM	50	24	19.62	19.62	19.57		
20	16QAM	50	50	19.62	19.49	19.37		
20	16QAM	100	0	19.73	19.62	19.46	20.5	0
20	64QAM	1	0	19.84	19.74	19.46		
20	64QAM	1	49	19.42	19.39	19.40		
20	64QAM	1	99	19.52	19.43	19.76	20.5	0
20	64QAM	50	0	19.45	19.40	19.24		
20	64QAM	50	24	19.36	19.33	19.29		
20	64QAM	50	50	19.32	19.20	19.08	20.5	0
20	64QAM	100	0	19.45	19.35	19.17		



Channel				26115	26340	26615	Tune-up limit (dBm)	MPR (dB)
Frequency (MHz)				1857.5	1880	1907.5		
15	QPSK	1	0	19.71	19.64	19.53	20.5	0
15	QPSK	1	37	19.48	19.43	19.38		
15	QPSK	1	74	19.42	19.38	19.27		
15	QPSK	36	0	19.68	19.55	19.49	20.5	0
15	QPSK	36	20	19.55	19.52	19.43		
15	QPSK	36	39	19.50	19.43	19.31		
15	QPSK	75	0	19.58	19.49	19.37	20.5	0
15	16QAM	1	0	19.78	19.87	19.95		
15	16QAM	1	37	19.84	19.81	19.76		
15	16QAM	1	74	19.79	19.76	19.66	20.5	0
15	16QAM	36	0	19.76	19.62	19.57		
15	16QAM	36	20	19.69	19.61	19.55		
15	16QAM	36	39	19.62	19.51	19.38	20.5	0
15	16QAM	75	0	19.66	19.58	19.43		
15	64QAM	1	0	19.69	19.60	19.59		
15	64QAM	1	37	19.49	19.41	19.35	20.5	0
15	64QAM	1	74	19.40	19.35	19.28		
15	64QAM	36	0	19.48	19.34	19.30		
15	64QAM	36	20	19.40	19.33	19.28	20.5	0
15	64QAM	36	39	19.33	19.23	19.10		
15	64QAM	75	0	19.36	19.30	19.15		
Channel				26090	26340	26640	Tune-up limit (dBm)	MPR (dB)
Frequency (MHz)				1855	1880	1910		
10	QPSK	1	0	19.87	19.91	19.45	20.5	0
10	QPSK	1	25	19.48	19.76	19.56		
10	QPSK	1	49	19.62	19.56	19.65		
10	QPSK	25	0	19.64	19.54	19.46	20.5	0
10	QPSK	25	12	19.57	19.51	19.41		
10	QPSK	25	25	19.53	19.47	19.29		
10	QPSK	50	0	19.58	19.50	19.29	20.5	0
10	16QAM	1	0	19.67	19.89	19.61		
10	16QAM	1	25	19.67	19.58	19.65		
10	16QAM	1	49	19.79	19.71	19.60	20.5	0
10	16QAM	25	0	19.73	19.63	19.53		
10	16QAM	25	12	19.67	19.60	19.47		
10	16QAM	25	25	19.63	19.55	19.33	20.5	0
10	16QAM	50	0	19.71	19.58	19.38		
10	64QAM	1	0	19.80	19.70	19.40		
10	64QAM	1	25	19.46	19.39	19.76	20.5	0
10	64QAM	1	49	19.60	19.50	19.65		
10	64QAM	25	0	19.44	19.35	19.25		
10	64QAM	25	12	19.39	19.31	19.19	20.5	0
10	64QAM	25	25	19.35	19.24	19.06		
10	64QAM	50	0	19.41	19.28	19.07		



Channel				26065	26340	26665	Tune-up limit (dBm)	MPR (dB)
Frequency (MHz)				1852.5	1880	1912.5		
5	QPSK	1	0	19.64	19.92	19.68	20.5	0
5	QPSK	1	12	19.55	19.76	19.53		
5	QPSK	1	24	19.52	19.57	19.48		
5	QPSK	12	0	19.59	19.49	19.66	20.5	0
5	QPSK	12	7	19.59	19.48	19.55		
5	QPSK	12	13	19.55	19.43	19.50		
5	QPSK	25	0	19.55	19.43	19.55	20.5	0
5	16QAM	1	0	19.78	19.85	19.87		
5	16QAM	1	12	19.56	19.78	19.67		
5	16QAM	1	24	19.87	19.76	19.67	20.5	0
5	16QAM	12	0	19.69	19.57	19.74		
5	16QAM	12	7	19.68	19.54	19.66		
5	16QAM	12	13	19.64	19.51	19.64	20.5	0
5	16QAM	25	0	19.63	19.52	19.62		
5	64QAM	1	0	19.57	19.45	19.63		
5	64QAM	1	12	19.49	19.40	19.51	20.5	0
5	64QAM	1	24	19.52	19.37	19.55		
5	64QAM	12	0	19.41	19.26	19.46		
5	64QAM	12	7	19.38	19.24	19.37	20.5	0
5	64QAM	12	13	19.34	19.20	19.34		
5	64QAM	25	0	19.35	19.25	19.35		
Channel				26055	26340	26675	Tune-up limit (dBm)	MPR (dB)
Frequency (MHz)				1851.5	1880	1913.5		
3	QPSK	1	0	19.54	19.91	19.56	20.5	0
3	QPSK	1	8	19.49	19.75	19.55		
3	QPSK	1	14	19.47	19.76	19.92		
3	QPSK	8	0	19.53	19.40	19.19	20.5	0
3	QPSK	8	4	19.60	19.42	19.22		
3	QPSK	8	7	19.51	19.43	19.17		
3	QPSK	15	0	19.51	19.42	19.19	20.5	0
3	16QAM	1	0	19.90	19.76	19.67		
3	16QAM	1	8	19.86	19.77	19.61		
3	16QAM	1	14	19.86	19.71	19.59	20.5	0
3	16QAM	8	0	19.68	19.55	19.37		
3	16QAM	8	4	19.69	19.59	19.40		
3	16QAM	8	7	19.66	19.54	19.36	20.5	0
3	16QAM	15	0	19.61	19.49	19.32		
3	64QAM	1	0	19.52	19.36	19.25		
3	64QAM	1	8	19.47	19.39	19.23	20.5	0
3	64QAM	1	14	19.46	19.33	19.22		
3	64QAM	8	0	19.39	19.24	19.05		
3	64QAM	8	4	19.37	19.28	19.08	20.5	0
3	64QAM	8	7	19.31	19.21	19.03		
3	64QAM	15	0	19.31	19.18	18.99		



Channel				26047	26340	26683	Tune-up limit (dBm)	MPR (dB)
Frequency (MHz)				1850.7	1880	1914.3		
1.4	QPSK	1	0	19.89	19.65	19.67	20.5	0
1.4	QPSK	1	3	19.53	19.51	19.76		
1.4	QPSK	1	5	19.67	19.54	19.78		
1.4	QPSK	3	0	19.51	19.39	19.13		
1.4	QPSK	3	1	19.53	19.43	19.19		
1.4	QPSK	3	3	19.49	19.34	19.13		
1.4	QPSK	6	0	19.49	19.39	19.14	20.5	0
1.4	16QAM	1	0	19.80	19.72	19.54	20.5	0
1.4	16QAM	1	3	19.86	19.76	19.61		
1.4	16QAM	1	5	19.79	19.68	19.53		
1.4	16QAM	3	0	19.60	19.47	19.30		
1.4	16QAM	3	1	19.65	19.51	19.33		
1.4	16QAM	3	3	19.57	19.46	19.29		
1.4	16QAM	6	0	19.64	19.52	19.32	20.5	0
1.4	64QAM	1	0	19.44	19.32	19.18	20.5	0
1.4	64QAM	1	3	19.48	19.36	19.19		
1.4	64QAM	1	5	19.43	19.27	19.15		
1.4	64QAM	3	0	19.34	19.20	19.06		
1.4	64QAM	3	1	19.40	19.27	19.12		
1.4	64QAM	3	3	19.32	19.23	19.04		
1.4	64QAM	6	0	19.29	19.17	18.96	20.5	0



<LTE Band 30>

BW [MHz]	Modulation	RB Size	RB Offset	Power Low Ch. / Freq.	Power Middle Ch. / Freq.	Power High Ch. / Freq.	Tune-up limit (dBm)	MPR (dB)
Channel				27710				
Frequency (MHz)				2310				
10	QPSK	1	0		22.62		23	0
10	QPSK	1	25		22.46			
10	QPSK	1	49		22.46			
10	QPSK	25	0		22.61		23	0
10	QPSK	25	12		22.55			
10	QPSK	25	25		22.47			
10	QPSK	50	0		22.54		23	0
10	16QAM	1	0		22.34			
10	16QAM	1	25		22.43			
10	16QAM	1	49		22.30		22	1
10	16QAM	25	0		21.67			
10	16QAM	25	12		21.63			
10	16QAM	25	25		21.63		22	1
10	16QAM	50	0		21.63			
10	64QAM	1	0		21.68			
10	64QAM	1	25		21.78		22	1
10	64QAM	1	49		21.76			
10	64QAM	25	0		20.66			
10	64QAM	25	12		20.62		21	2
10	64QAM	25	25		20.62			
10	64QAM	50	0		20.60			



Channel				27685	27710	27735	Tune-up limit (dBm)	MPR (dB)
Frequency (MHz)				2307.5	2310	2312.5		
5	QPSK	1	0	22.40	22.47	22.54	23	0
5	QPSK	1	12	22.40	22.46	22.48		
5	QPSK	1	24	22.51	22.47	22.51		
5	QPSK	12	0	22.50	22.54	22.54	23	0
5	QPSK	12	7	22.56	22.53	22.53		
5	QPSK	12	13	22.50	22.49	22.52		
5	QPSK	25	0	22.41	22.50	22.49	23	0
5	16QAM	1	0	22.41	22.43	22.54		
5	16QAM	1	12	22.42	22.48	22.48		
5	16QAM	1	24	22.47	22.47	22.48	22	1
5	16QAM	12	0	21.57	21.67	21.64		
5	16QAM	12	7	21.64	21.66	21.63		
5	16QAM	12	13	21.60	21.64	21.62	22	1
5	16QAM	25	0	21.52	21.65	21.62		
5	64QAM	1	0	21.68	21.73	21.82		
5	64QAM	1	12	21.70	21.75	21.78	21	2
5	64QAM	1	24	21.76	21.77	21.78		
5	64QAM	12	0	20.56	20.66	20.64		
5	64QAM	12	7	20.63	20.66	20.62	21	2
5	64QAM	12	13	20.60	20.62	20.60		
5	64QAM	25	0	20.54	20.60	20.62		



<LTE Band 66>

BW [MHz]	Modulation	RB Size	RB Offset	Power Low Ch. / Freq.	Power Middle Ch. / Freq.	Power High Ch. / Freq.	Tune-up limit (dBm)	MPR (dB)
Channel				132072	132322	132572		
Frequency (MHz)				1720	1745	1770		
20	QPSK	1	0	19.92	19.98	19.88	20	0
20	QPSK	1	49	19.71	19.74	19.95		
20	QPSK	1	99	19.63	19.80	19.90		
20	QPSK	50	0	19.87	19.97	19.89	20	0
20	QPSK	50	24	19.76	19.81	19.89		
20	QPSK	50	50	19.72	19.76	19.92		
20	QPSK	100	0	19.78	19.95	19.91	20	0
20	16QAM	1	0	19.94	19.93	19.97		
20	16QAM	1	49	19.66	19.69	19.87		
20	16QAM	1	99	19.63	19.71	19.84	20	0
20	16QAM	50	0	19.95	19.97	19.78		
20	16QAM	50	24	19.88	19.88	19.96		
20	16QAM	50	50	19.84	19.83	19.88	20	0
20	16QAM	100	0	19.86	19.92	19.78		
20	64QAM	1	0	19.95	19.93	19.89		
20	64QAM	1	49	19.68	19.71	19.95	20	0
20	64QAM	1	99	19.64	19.76	19.88		
20	64QAM	50	0	19.64	19.66	19.78		
20	64QAM	50	24	19.55	19.63	19.67	20	0
20	64QAM	50	50	19.53	19.50	19.70		
20	64QAM	100	0	19.59	19.65	19.72		



Channel				132047	132322	132597	Tune-up limit (dBm)	MPR (dB)
Frequency (MHz)				1717.5	1745	1772.5		
15	QPSK	1	0	19.87	19.89	19.87	20	0
15	QPSK	1	37	19.67	19.71	19.92		
15	QPSK	1	74	19.68	19.70	19.93		
15	QPSK	36	0	19.80	19.85	19.94	20	0
15	QPSK	36	20	19.78	19.78	19.78		
15	QPSK	36	39	19.67	19.75	19.78		
15	QPSK	75	0	19.75	19.78	19.86	20	0
15	16QAM	1	0	19.91	19.91	19.67		
15	16QAM	1	37	19.68	19.66	19.87		
15	16QAM	1	74	19.65	19.65	19.87	20	0
15	16QAM	36	0	19.88	19.96	19.87		
15	16QAM	36	20	19.84	19.87	19.81		
15	16QAM	36	39	19.81	19.84	19.78	20	0
15	16QAM	75	0	19.86	19.88	19.96		
15	64QAM	1	0	19.94	19.92	19.97		
15	64QAM	1	37	19.68	19.71	19.89	20	0
15	64QAM	1	74	19.69	19.70	19.84		
15	64QAM	36	0	19.60	19.64	19.75		
15	64QAM	36	20	19.57	19.59	19.77	20	0
15	64QAM	36	39	19.52	19.55	19.71		
15	64QAM	75	0	19.55	19.58	19.69		
Channel				132022	132322	132622	Tune-up limit (dBm)	MPR (dB)
Frequency (MHz)				1715	1745	1775		
10	QPSK	1	0	19.80	19.82	19.97	20	0
10	QPSK	1	25	19.70	19.68	19.90		
10	QPSK	1	49	19.65	19.67	19.66		
10	QPSK	25	0	19.82	19.84	19.97	20	0
10	QPSK	25	12	19.74	19.78	19.96		
10	QPSK	25	25	19.72	19.75	19.95		
10	QPSK	50	0	19.76	19.80	19.95	20	0
10	16QAM	1	0	19.77	19.84	19.87		
10	16QAM	1	25	19.71	19.72	19.89		
10	16QAM	1	49	19.67	19.65	19.88	20	0
10	16QAM	25	0	19.88	19.93	19.92		
10	16QAM	25	12	19.86	19.91	19.91		
10	16QAM	25	25	19.81	19.85	19.87	20	0
10	16QAM	50	0	19.83	19.86	19.88		
10	64QAM	1	0	19.81	19.81	19.78		
10	64QAM	1	25	19.68	19.73	19.89	20	0
10	64QAM	1	49	19.65	19.67	19.86		
10	64QAM	25	0	19.62	19.65	19.76		
10	64QAM	25	12	19.56	19.63	19.76	20	0
10	64QAM	25	25	19.54	19.57	19.71		
10	64QAM	50	0	19.58	19.57	19.77		



Channel				131997	132322	132647	Tune-up limit (dBm)	MPR (dB)
Frequency (MHz)				1712.5	1745	1777.5		
5	QPSK	1	0	19.74	19.77	19.78	20	0
5	QPSK	1	12	19.71	19.70	19.95		
5	QPSK	1	24	19.55	19.70	19.93		
5	QPSK	12	0	19.82	19.76	19.88	20	0
5	QPSK	12	7	19.74	19.78	19.97		
5	QPSK	12	13	19.71	19.73	19.95		
5	QPSK	25	0	19.76	19.77	19.96	20	0
5	16QAM	1	0	19.73	19.79	19.96		
5	16QAM	1	12	19.64	19.69	19.89		
5	16QAM	1	24	19.68	19.63	19.87	20	0
5	16QAM	12	0	19.86	19.87	19.87		
5	16QAM	12	7	19.85	19.89	19.87		
5	16QAM	12	13	19.84	19.85	19.89	20	0
5	16QAM	25	0	19.81	19.84	19.89		
5	64QAM	1	0	19.85	19.74	19.93		
5	64QAM	1	12	19.70	19.68	19.88	20	0
5	64QAM	1	24	19.67	19.65	19.89		
5	64QAM	12	0	19.55	19.55	19.67		
5	64QAM	12	7	19.55	19.58	19.75	20	0
5	64QAM	12	13	19.54	19.53	19.70		
5	64QAM	25	0	19.53	19.55	19.75		
Channel				131987	132322	132657	Tune-up limit (dBm)	MPR (dB)
Frequency (MHz)				1711.5	1745	1778.5		
3	QPSK	1	0	19.70	19.61	19.51	20	0
3	QPSK	1	8	19.49	19.40	19.31		
3	QPSK	1	14	19.40	19.38	19.29		
3	QPSK	8	0	19.62	19.54	19.40	20	0
3	QPSK	8	4	19.55	19.51	19.37		
3	QPSK	8	7	19.45	19.42	19.36		
3	QPSK	15	0	19.54	19.48	19.34	20	0
3	16QAM	1	0	19.89	19.87	19.84		
3	16QAM	1	8	19.85	19.77	19.68		
3	16QAM	1	14	19.75	19.73	19.65	20	0
3	16QAM	8	0	19.78	19.65	19.50		
3	16QAM	8	4	19.65	19.61	19.52		
3	16QAM	8	7	19.58	19.51	19.44	20	0
3	16QAM	15	0	19.68	19.58	19.51		
3	64QAM	1	0	19.68	19.58	19.43		
3	64QAM	1	8	19.46	19.40	19.28	20	0
3	64QAM	1	14	19.37	19.32	19.24		
3	64QAM	8	0	19.48	19.36	19.25		
3	64QAM	8	4	19.37	19.32	19.23	20	0
3	64QAM	8	7	19.32	19.22	19.15		
3	64QAM	15	0	19.39	19.29	19.22		



Channel				131979	132322	132665	Tune-up limit (dBm)	MPR (dB)
Frequency (MHz)				1710.7	1745	1779.3		
1.4	QPSK	1	0	19.65	19.70	19.88	20	0
1.4	QPSK	1	3	19.70	19.74	19.95		
1.4	QPSK	1	5	19.63	19.66	19.89		
1.4	QPSK	3	0	19.70	19.73	19.91		
1.4	QPSK	3	1	19.75	19.75	19.96		
1.4	QPSK	3	3	19.70	19.69	19.91		
1.4	QPSK	6	0	19.68	19.74	19.92	20	0
1.4	16QAM	1	0	19.61	19.64	19.85	20	0
1.4	16QAM	1	3	19.70	19.73	19.91		
1.4	16QAM	1	5	19.57	19.63	19.84		
1.4	16QAM	3	0	19.78	19.80	19.88		
1.4	16QAM	3	1	19.83	19.86	19.67		
1.4	16QAM	3	3	19.79	19.84	19.76		
1.4	16QAM	6	0	19.82	19.90	19.87	20	0
1.4	64QAM	1	0	19.60	19.67	19.87	20	0
1.4	64QAM	1	3	19.69	19.72	19.95		
1.4	64QAM	1	5	19.59	19.63	19.85		
1.4	64QAM	3	0	19.57	19.58	19.75		
1.4	64QAM	3	1	19.56	19.61	19.83		
1.4	64QAM	3	3	19.54	19.58	19.77		
1.4	64QAM	6	0	19.48	19.52	19.70	20	0

<TDD LTE SAR Measurement>

TDD LTE configuration setup for SAR measurement

SAR was tested with a fixed periodic duty factor according to the highest transmission duty factor implemented for the device and supported by 3GPP.

- a. 3GPP TS 36.211 section 4.2 for Type 2 Frame Structure and Table 4.2-2 for uplink-downlink configurations
- b. "special subframe S" contains both uplink and downlink transmissions, it has been taken into consideration to determine the transmission duty factor according to the worst case uplink and downlink cyclic prefix requirements for UpPTS
- c. Establishing connections with base station simulators ensure a consistent means for testing SAR and recommended for evaluating SAR. The Anritsu MT8820C (firmware: #22.52#004) was used for LTE output power measurements and SAR testing.

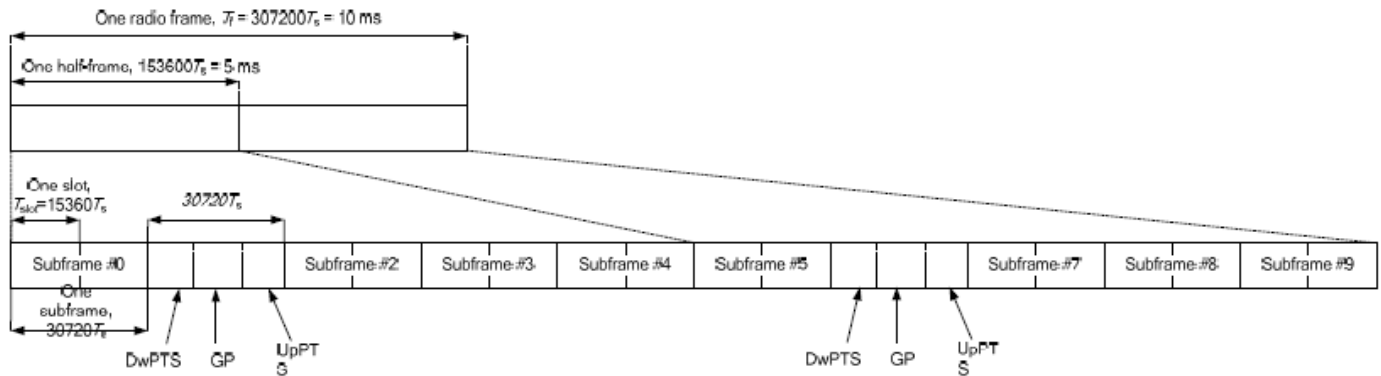


Figure 4.2-1: Frame structure type 2 (for 5 ms switch-point periodicity).

Table 4.2-2: Uplink-downlink configurations.

Uplink-downlink configuration	Downlink-to-Uplink Switch-point periodicity	Subframe number									
		0	1	2	3	4	5	6	7	8	9
0	5 ms	D	S	U	U	U	D	S	U	U	U
1	5 ms	D	S	U	U	D	D	S	U	U	D
2	5 ms	D	S	U	D	D	D	S	U	D	D
3	10 ms	D	S	U	U	U	D	D	D	D	D
4	10 ms	D	S	U	U	D	D	D	D	D	D
5	10 ms	D	S	U	D	D	D	D	D	D	D
6	5 ms	D	S	U	U	U	D	S	U	U	D

Table 4.2-1: Configuration of special subframe (lengths of DwPTS/GP/UpPTS).

Special subframe configuration	Normal cyclic prefix in downlink			Extended cyclic prefix in downlink		
	DwPTS	UpPTS		DwPTS	UpPTS	
		Normal cyclic prefix in uplink	Extended cyclic prefix in uplink		Normal cyclic prefix in uplink	Extended cyclic prefix in uplink
0	6592 · Ts	2192 · Ts	2560 · Ts	7680 · Ts	2192 · Ts	2560 · Ts
1	19760 · Ts			20480 · Ts		
2	21952 · Ts			23040 · Ts		
3	24144 · Ts			25600 · Ts		
4	26336 · Ts	4384 · Ts	5120 · Ts	7680 · Ts	4384 · Ts	5120 · Ts
5	6592 · Ts			20480 · Ts		
6	19760 · Ts			23040 · Ts		
7	21952 · Ts			12800 · Ts		
8	24144 · Ts	-	-	-	-	-
9	13168 · Ts	-	-	-	-	-

Special subframe (30720·T _s): Normal cyclic prefix in downlink (UpPTS)			
	Special subframe configuration	Normal cyclic prefix in uplink	Extended cyclic prefix in uplink
Uplink duty factor in one special subframe	0~4	7.13%	8.33%
	5~9	14.3%	16.7%

Special subframe(30720·T _s): Extended cyclic prefix in downlink (UpPTS)			
	Special subframe configuration	Normal cyclic prefix in uplink	Extended cyclic prefix in uplink
Uplink duty factor in one special subframe	0~3	7.13%	8.33%
	4~7	14.3%	16.7%

The highest duty factor is resulted from:

For LTE Band 41 Power class 2

- i. Uplink-downlink configuration: 1. In a half-frame consisted of 5 subframes, uplink operation is in 2 uplink subframes and 1 special subframe.
- ii. special subframe configuration: 5-9 for normal cyclic prefix in downlink, 4-7 for extended cyclic prefix in downlink
- iii. for special subframe with extended cyclic prefix in uplink, the total uplink duty factor in one half-frame is: $(2+0.167)/5 = 43.3\%$
- iv. for special subframe with normal cyclic prefix in uplink, the total uplink duty factor in one half-frame is: $(2+0.143)/5 = 42.9\%$
- v. For TDD LTE SAR measurement, the duty cycle 1:2.33 (42.9 %) was used perform testing and considering the theoretical duty cycle of 43.3% for extended cyclic prefix in the uplink, and the theoretical duty cycle of 42.9% for normal cyclic prefix in uplink, a scaling factor of extended cyclic prefix $43.3\%/42.9\% = 1.009$ is applied to scale-up the measured SAR result. The scaled TDD LTE SAR = measured SAR (W/kg)* Tune-up Scaling Factor* scaling factor for extended cyclic prefix.

For LTE Band 41 Power class 3

- i. Uplink-downlink configuration: 0. In a half-frame consisted of 5 subframes, uplink operation is in 3 uplink subframes and 1 special subframe.
- ii. special subframe configuration: 5-9 for normal cyclic prefix in downlink, 4-7 for extended cyclic prefix in downlink
- iii. for special subframe with extended cyclic prefix in uplink, the total uplink duty factor in one half-frame is: $(3+0.167)/5 = 63.3\%$
- iv. for special subframe with normal cyclic prefix in uplink, the total uplink duty factor in one half-frame is: $(3+0.143)/5 = 62.9\%$
- v. For TDD LTE SAR measurement, the duty cycle 1:1.59 (62.9 %) was used perform testing and considering the theoretical duty cycle of 63.3% for extended cyclic prefix in the uplink, and the theoretical duty cycle of 62.9% for normal cyclic prefix in uplink, a scaling factor of extended cyclic prefix $63.3\%/62.9\% = 1.006$ is applied to scale-up the measured SAR result. The scaled TDD LTE SAR = measured SAR (W/kg)* Tune-up Scaling Factor* scaling factor for extended cyclic prefix.

The device can adjust uplink/downlink configuration automatically according to the transmitting power class level, as followings:

LTE TDD Band	Power Class level	support uplink/downlink configuration
LTE Band 41	> 23	1,2,3,4,5
	=23	0,1,2,3,4,5,6
	< 23	0,1,2,3,4,5,6



<Full Power Mode>

<LTE Band 38>

BW [MHz]	Modulation	RB Size	RB Offset	Power Low Ch. / Freq.	Power Middle Ch. / Freq.	Power High Ch. / Freq.	Tune-up limit (dBm)	MPR (dB)
Channel				37850	38000	38150		
Frequency (MHz)				2580	2595	2610		
20	QPSK	1	0	23.73	23.76	23.70	24	0
20	QPSK	1	49	23.65	23.55	23.50		
20	QPSK	1	99	23.72	23.68	23.58		
20	QPSK	50	0	22.66	22.66	22.66	23	1
20	QPSK	50	24	22.66	22.67	22.65		
20	QPSK	50	50	22.66	22.65	22.58		
20	QPSK	100	0	22.68	22.66	22.64	23	1
20	16QAM	1	0	22.86	22.90	22.87		
20	16QAM	1	49	22.78	22.84	22.74		
20	16QAM	1	99	22.86	22.87	22.76	22	2
20	16QAM	50	0	21.80	21.78	21.81		
20	16QAM	50	24	21.81	21.79	21.79		
20	16QAM	50	50	21.79	21.74	21.67	22	2
20	16QAM	100	0	21.74	21.75	21.79		
20	64QAM	1	0	21.63	21.68	21.69		
20	64QAM	1	49	21.62	21.66	21.50	22	2
20	64QAM	1	99	21.71	21.64	21.52		
20	64QAM	50	0	20.80	20.81	20.82		
20	64QAM	50	24	20.79	20.79	20.79	21	3
20	64QAM	50	50	20.78	20.75	20.69		
20	64QAM	100	0	20.87	20.86	20.91		



Channel				37825	38000	38175	Tune-up limit (dBm)	MPR (dB)
Frequency (MHz)				2577.5	2595	2612.5		
15	QPSK	1	0	23.69	23.75	23.73	24	0
15	QPSK	1	37	23.58	23.65	23.57		
15	QPSK	1	74	23.68	23.63	23.66		
15	QPSK	36	0	22.65	22.63	22.62	23	1
15	QPSK	36	20	22.66	22.61	22.54		
15	QPSK	36	39	22.63	22.59	22.53		
15	QPSK	75	0	22.63	22.65	22.64	23	1
15	16QAM	1	0	22.91	22.93	22.88		
15	16QAM	1	37	22.73	22.83	22.72		
15	16QAM	1	74	22.82	22.84	22.79	22	2
15	16QAM	36	0	21.74	21.72	21.74		
15	16QAM	36	20	21.73	21.71	21.64		
15	16QAM	36	39	21.72	21.74	21.62	22	2
15	16QAM	75	0	21.76	21.71	21.77		
15	64QAM	1	0	21.61	21.62	21.70		
15	64QAM	1	37	21.57	21.61	21.56	22	2
15	64QAM	1	74	21.57	21.63	21.57		
15	64QAM	36	0	20.85	20.84	20.86		
15	64QAM	36	20	20.86	20.83	20.74	21	3
15	64QAM	36	39	20.81	20.79	20.73		
15	64QAM	75	0	20.82	20.79	20.86		
Channel				37800	38000	38200	Tune-up limit (dBm)	MPR (dB)
Frequency (MHz)				2575	2595	2615		
10	QPSK	1	0	23.62	23.60	23.54	24	0
10	QPSK	1	25	23.56	23.57	23.50		
10	QPSK	1	49	23.67	23.67	23.55		
10	QPSK	25	0	22.65	22.63	22.48	23	1
10	QPSK	25	12	22.67	22.63	22.54		
10	QPSK	25	25	22.66	22.56	22.47		
10	QPSK	50	0	22.62	22.64	22.54	23	1
10	16QAM	1	0	22.78	22.83	22.70		
10	16QAM	1	25	22.79	22.74	22.71		
10	16QAM	1	49	22.77	22.80	22.66	22	2
10	16QAM	25	0	21.75	21.68	21.65		
10	16QAM	25	12	21.72	21.75	21.66		
10	16QAM	25	25	21.77	21.74	21.61	22	2
10	16QAM	50	0	21.77	21.70	21.61		
10	64QAM	1	0	21.56	21.60	21.48		
10	64QAM	1	25	21.58	21.54	21.48	21	3
10	64QAM	1	49	21.55	21.56	21.52		
10	64QAM	25	0	20.75	20.73	20.67		
10	64QAM	25	12	20.78	20.78	20.72	21	3
10	64QAM	25	25	20.81	20.76	20.67		
10	64QAM	50	0	20.75	20.74	20.64		



Channel				37775	38000	38225	Tune-up limit (dBm)	MPR (dB)
Frequency (MHz)				2572.5	2595	2617.5		
5	QPSK	1	0	23.58	23.57	23.48	24	0
5	QPSK	1	12	23.55	23.64	23.49		
5	QPSK	1	24	23.56	23.51	23.45		
5	QPSK	12	0	22.65	22.63	22.51	23	1
5	QPSK	12	7	22.62	22.64	22.55		
5	QPSK	12	13	22.62	22.66	22.52		
5	QPSK	25	0	22.58	22.57	22.53		
5	16QAM	1	0	22.72	22.77	22.67	23	1
5	16QAM	1	12	22.73	22.82	22.69		
5	16QAM	1	24	22.69	22.76	22.65		
5	16QAM	12	0	21.68	21.70	21.62	22	2
5	16QAM	12	7	21.68	21.69	21.62		
5	16QAM	12	13	21.66	21.73	21.58		
5	16QAM	25	0	21.72	21.75	21.64		
5	64QAM	1	0	21.61	21.59	21.48	22	2
5	64QAM	1	12	21.55	21.55	21.53		
5	64QAM	1	24	21.53	21.55	21.49		
5	64QAM	12	0	20.74	20.76	20.63	21	3
5	64QAM	12	7	20.80	20.81	20.73		
5	64QAM	12	13	20.73	20.76	20.68		
5	64QAM	25	0	20.73	20.77	20.65		



<LTE Band 41>

Power Class 3:

BW [MHz]	Modulation	RB Size	RB Offset	Power Low Ch. / Freq.	Power Low Middle Ch. / Freq.	Power Middle Ch. / Freq.	Power High Middle Ch. / Freq.	Power High Ch. / Freq.	Tune-up limit (dBm)	MPR (dB)
Channel				39750	40185	40620	41055	41490		
Frequency (MHz)				2506	2549.5	2593	2636.5	2680		
20	QPSK	1	0	23.55	23.50	23.74	23.54	23.64	24	0
20	QPSK	1	49	23.28	23.45	23.46	23.46	23.56		
20	QPSK	1	99	23.48	23.46	23.44	23.46	23.54		
20	QPSK	50	0	22.46	22.39	22.64	22.55	22.61	23	1
20	QPSK	50	24	22.45	22.37	22.55	22.51	22.63		
20	QPSK	50	50	22.45	22.42	22.52	22.51	22.55		
20	QPSK	100	0	22.47	22.39	22.59	22.54	22.51	23	1
20	16QAM	1	0	22.64	22.67	22.69	22.70	22.74		
20	16QAM	1	49	22.57	22.73	22.56	22.57	22.67		
20	16QAM	1	99	22.51	22.71	22.65	22.62	22.68	22	2
20	16QAM	50	0	21.51	21.57	21.69	21.60	21.69		
20	16QAM	50	24	21.59	21.55	21.63	21.63	21.73		
20	16QAM	50	50	21.53	21.58	21.64	21.63	21.67	22	2
20	16QAM	100	0	21.60	21.54	21.58	21.60	21.62		
20	64QAM	1	0	21.46	21.50	21.58	21.60	21.66		
20	64QAM	1	49	21.32	21.60	21.49	21.47	21.57	22	2
20	64QAM	1	99	21.40	21.53	21.51	21.47	21.49		
20	64QAM	50	0	20.61	20.56	20.71	20.67	20.77		
20	64QAM	50	24	20.63	20.63	20.71	20.67	20.73	21	3
20	64QAM	50	50	20.60	20.67	20.65	20.67	20.71		
20	64QAM	100	0	20.68	20.67	20.76	20.79	20.85		
Channel				39725	40173	40620	41068	41515	Tune-up limit (dBm)	MPR (dB)
Frequency (MHz)				2503.5	2548.3	2593	2637.8	2682.5		
15	QPSK	1	0	23.50	23.46	23.58	23.51	23.62	24	0
15	QPSK	1	37	23.41	23.25	23.52	23.49	23.52		
15	QPSK	1	74	23.45	23.51	23.51	23.50	23.50		
15	QPSK	36	0	22.49	22.40	22.53	22.54	22.55	23	1
15	QPSK	36	20	22.40	22.38	22.55	22.53	22.56		
15	QPSK	36	39	22.47	22.40	22.50	22.46	22.59		
15	QPSK	75	0	22.52	22.34	22.54	22.52	22.56	23	1
15	16QAM	1	0	22.55	22.68	22.71	22.66	22.75		
15	16QAM	1	37	22.47	22.64	22.61	22.58	22.72		
15	16QAM	1	74	22.63	22.73	22.67	22.66	22.71	22	2
15	16QAM	36	0	21.52	21.51	21.58	21.58	21.64		
15	16QAM	36	20	21.52	21.53	21.58	21.57	21.64		
15	16QAM	36	39	21.54	21.47	21.57	21.54	21.64	22	2
15	16QAM	75	0	21.60	21.54	21.61	21.61	21.69		
15	64QAM	1	0	21.54	21.49	21.52	21.59	21.63		
15	64QAM	1	37	21.42	21.39	21.52	21.44	21.53	22	2
15	64QAM	1	74	21.45	21.51	21.55	21.53	21.52		
15	64QAM	36	0	20.64	20.64	20.76	20.71	20.79		
15	64QAM	36	20	20.63	20.65	20.74	20.68	20.79	21	3
15	64QAM	36	39	20.66	20.64	20.69	20.68	20.74		
15	64QAM	75	0	20.68	20.64	20.69	20.75	20.78		



Channel				39700	40160	40620	41080	41540	Tune-up limit (dBm)	MPR (dB)
Frequency (MHz)				2501	2547	2593	2639	2685		
10	QPSK	1	0	23.36	23.32	23.54	23.53	23.57	24	0
10	QPSK	1	25	23.38	23.32	23.46	23.53	23.53		
10	QPSK	1	49	23.35	23.44	23.47	23.52	23.55		
10	QPSK	25	0	22.39	22.40	22.49	22.50	22.59	23	1
10	QPSK	25	12	22.38	22.33	22.47	22.53	22.56		
10	QPSK	25	25	22.34	22.28	22.50	22.48	22.49		
10	QPSK	50	0	22.41	22.36	22.50	22.52	22.51	23	1
10	16QAM	1	0	22.52	22.56	22.66	22.62	22.74		
10	16QAM	1	25	22.49	22.55	22.60	22.61	22.71		
10	16QAM	1	49	22.43	22.65	22.61	22.57	22.67	22	2
10	16QAM	25	0	21.49	21.50	21.57	21.63	21.65		
10	16QAM	25	12	21.52	21.53	21.61	21.60	21.75		
10	16QAM	25	25	21.51	21.49	21.55	21.60	21.60	22	2
10	16QAM	50	0	21.44	21.45	21.61	21.65	21.70		
10	64QAM	1	0	21.36	21.42	21.49	21.48	21.55		
10	64QAM	1	25	21.35	21.48	21.48	21.50	21.50	22	2
10	64QAM	1	49	21.30	21.48	21.49	21.49	21.48		
10	64QAM	25	0	20.59	20.59	20.66	20.66	20.72		
10	64QAM	25	12	20.59	20.57	20.68	20.69	20.74	21	3
10	64QAM	25	25	20.50	20.52	20.62	20.68	20.70		
10	64QAM	50	0	20.52	20.53	20.63	20.65	20.68		
Channel				39675	40148	40620	41093	41565	Tune-up limit (dBm)	MPR (dB)
Frequency (MHz)				2498.5	2545.8	2593	2640.30	2687.5		
5	QPSK	1	0	23.40	23.36	23.49	23.51	23.49	24	0
5	QPSK	1	12	23.28	23.28	23.47	23.48	23.56		
5	QPSK	1	24	23.30	23.33	23.42	23.41	23.50		
5	QPSK	12	0	22.38	22.41	22.49	22.51	22.57	23	1
5	QPSK	12	7	22.43	22.44	22.46	22.54	22.62		
5	QPSK	12	13	22.39	22.34	22.45	22.46	22.57		
5	QPSK	25	0	22.39	22.37	22.44	22.53	22.51	23	1
5	16QAM	1	0	22.52	22.63	22.65	22.56	22.67		
5	16QAM	1	12	22.51	22.59	22.65	22.59	22.73		
5	16QAM	1	24	22.44	22.61	22.58	22.60	22.68	22	2
5	16QAM	12	0	21.53	21.57	21.56	21.58	21.57		
5	16QAM	12	7	21.48	21.56	21.57	21.53	21.60		
5	16QAM	12	13	21.46	21.44	21.53	21.54	21.59	22	2
5	16QAM	25	0	21.49	21.54	21.57	21.56	21.67		
5	64QAM	1	0	21.40	21.45	21.50	21.49	21.52		
5	64QAM	1	12	21.38	21.41	21.43	21.47	21.50	22	2
5	64QAM	1	24	21.32	21.41	21.48	21.49	21.48		
5	64QAM	12	0	20.62	20.61	20.67	20.63	20.72		
5	64QAM	12	7	20.56	20.60	20.69	20.68	20.72	21	3
5	64QAM	12	13	20.61	20.59	20.69	20.63	20.65		
5	64QAM	25	0	20.55	20.61	20.66	20.64	20.71		



Power Class 2:

BW [MHz]	Modulation	RB Size	RB Offset	Power Low Ch. / Freq.	Power Low Middle Ch. / Freq.	Power Middle Ch. / Freq.	Power High Middle Ch. / Freq.	Power High Ch. / Freq.	Tune-up limit (dBm)	MPR (dB)
Channel				39750	40185	40620	41055	41490		
Frequency (MHz)				2506	2549.5	2593	2636.5	2680		
20	QPSK	1	0	26.22	26.26	26.48	26.43	26.47	27	0
20	QPSK	1	49	26.12	26.12	26.28	26.32	26.32		
20	QPSK	1	99	26.23	26.21	26.38	26.31	26.34		
20	QPSK	50	0	25.33	25.27	25.53	25.50	25.52	26	1
20	QPSK	50	24	25.42	25.20	25.42	25.44	25.44		
20	QPSK	50	50	25.39	25.28	25.43	25.41	25.44		
20	QPSK	100	0	25.35	25.24	25.50	25.49	25.48	26	1
20	16QAM	1	0	25.63	25.56	25.67	25.63	25.75		
20	16QAM	1	49	25.55	25.59	25.66	25.58	25.66		
20	16QAM	1	99	25.54	25.78	25.62	25.58	25.66	25	2
20	16QAM	50	0	24.42	24.40	24.54	24.51	24.57		
20	16QAM	50	24	24.52	24.38	24.61	24.50	24.54		
20	16QAM	50	50	24.45	24.49	24.51	24.52	24.51	25	2
20	16QAM	100	0	24.48	24.38	24.55	24.52	24.55		
20	64QAM	1	0	24.67	24.56	24.74	24.65	24.86		
20	64QAM	1	49	24.48	24.74	24.62	24.58	24.67	25	2
20	64QAM	1	99	24.52	24.61	24.61	24.59	24.62		
20	64QAM	50	0	23.53	23.47	23.60	23.60	23.65		
20	64QAM	50	24	23.53	23.48	23.58	23.57	23.58	24	3
20	64QAM	50	50	23.52	23.53	23.60	23.53	23.55		
20	64QAM	100	0	23.61	23.58	23.68	23.68	23.74		
Channel				39725	40173	40620	41068	41515	Tune-up limit (dBm)	MPR (dB)
Frequency (MHz)				2503.5	2548.3	2593	2637.8	2682.5		
15	QPSK	1	0	26.39	26.29	26.37	26.44	26.40	27	0
15	QPSK	1	37	26.28	26.14	26.33	26.35	26.44		
15	QPSK	1	74	26.31	26.23	26.36	26.40	26.40		
15	QPSK	36	0	25.32	25.34	25.49	25.40	25.49	26	1
15	QPSK	36	20	25.34	25.30	25.47	25.41	25.53		
15	QPSK	36	39	25.34	25.25	25.48	25.37	25.41		
15	QPSK	75	0	25.43	25.27	25.41	25.41	25.42	26	1
15	16QAM	1	0	25.63	25.63	25.70	25.61	25.74		
15	16QAM	1	37	25.53	25.52	25.63	25.59	25.67		
15	16QAM	1	74	25.67	25.67	25.67	25.62	25.69	25	2
15	16QAM	36	0	24.34	24.43	24.53	24.41	24.54		
15	16QAM	36	20	24.33	24.47	24.52	24.43	24.51		
15	16QAM	36	39	24.46	24.42	24.52	24.45	24.51	25	2
15	16QAM	75	0	24.49	24.38	24.56	24.47	24.53		
15	64QAM	1	0	24.63	24.67	24.70	24.65	24.73		
15	64QAM	1	37	24.57	24.52	24.60	24.57	24.71	25	2
15	64QAM	1	74	24.68	24.64	24.66	24.64	24.67		
15	64QAM	36	0	23.53	23.61	23.67	23.53	23.68		
15	64QAM	36	20	23.48	23.58	23.68	23.58	23.65	24	3
15	64QAM	36	39	23.54	23.54	23.66	23.54	23.62		
15	64QAM	75	0	23.62	23.51	23.66	23.59	23.66		



Channel				39700	40160	40620	41080	41540	Tune-up limit (dBm)	MPR (dB)
Frequency (MHz)				2501	2547	2593	2639	2685		
10	QPSK	1	0	26.24	26.04	26.32	26.43	26.43	27	0
10	QPSK	1	25	26.23	26.05	26.31	26.38	26.40		
10	QPSK	1	49	26.13	26.17	26.32	26.38	26.35		
10	QPSK	25	0	25.31	25.22	25.44	25.43	25.52	26	1
10	QPSK	25	12	25.33	25.28	25.49	25.48	25.46		
10	QPSK	25	25	25.33	25.14	25.41	25.44	25.44		
10	QPSK	50	0	25.37	25.22	25.42	25.45	25.49		
10	16QAM	1	0	25.56	25.56	25.67	25.64	25.74	26	1
10	16QAM	1	25	25.57	25.58	25.66	25.60	25.69		
10	16QAM	1	49	25.52	25.71	25.70	25.61	25.66		
10	16QAM	25	0	24.49	24.38	24.60	24.52	24.65	25	2
10	16QAM	25	12	24.49	24.47	24.60	24.52	24.62		
10	16QAM	25	25	24.42	24.42	24.55	24.52	24.58		
10	16QAM	50	0	24.42	24.38	24.58	24.52	24.56		
10	64QAM	1	0	24.58	24.61	24.72	24.67	24.76	25	2
10	64QAM	1	25	24.58	24.51	24.66	24.64	24.71		
10	64QAM	1	49	24.53	24.63	24.63	24.58	24.71		
10	64QAM	25	0	23.52	23.44	23.64	23.59	23.68	24	3
10	64QAM	25	12	23.52	23.55	23.64	23.59	23.63		
10	64QAM	25	25	23.46	23.55	23.62	23.57	23.64		
10	64QAM	50	0	23.44	23.42	23.61	23.54	23.64		
Channel				39675	40148	40620	41093	41565	Tune-up limit (dBm)	MPR (dB)
Frequency (MHz)				2498.5	2545.8	2593	2640.30	2687.5		
5	QPSK	1	0	26.23	26.15	26.29	26.35	26.38	27	0
5	QPSK	1	12	26.19	26.07	26.33	26.38	26.36		
5	QPSK	1	24	26.14	26.09	26.30	26.31	26.32		
5	QPSK	12	0	25.34	25.21	25.42	25.44	25.45	26	1
5	QPSK	12	7	25.36	25.25	25.45	25.44	25.46		
5	QPSK	12	13	25.29	25.20	25.40	25.47	25.44		
5	QPSK	25	0	25.32	25.21	25.43	25.42	25.42		
5	16QAM	1	0	25.56	25.55	25.63	25.54	25.64	26	1
5	16QAM	1	12	25.56	25.56	25.61	25.61	25.69		
5	16QAM	1	24	25.55	25.55	25.63	25.60	25.66		
5	16QAM	12	0	24.44	24.40	24.57	24.49	24.58	25	2
5	16QAM	12	7	24.46	24.45	24.52	24.51	24.55		
5	16QAM	12	13	24.41	24.44	24.57	24.52	24.52		
5	16QAM	25	0	24.46	24.39	24.61	24.55	24.58		
5	64QAM	1	0	24.55	24.57	24.61	24.60	24.67	25	2
5	64QAM	1	12	24.56	24.55	24.63	24.65	24.71		
5	64QAM	1	24	24.55	24.51	24.65	24.60	24.69		
5	64QAM	12	0	23.50	23.48	23.65	23.57	23.62	24	3
5	64QAM	12	7	23.54	23.50	23.60	23.58	23.62		
5	64QAM	12	13	23.48	23.46	23.63	23.58	23.59		
5	64QAM	25	0	23.47	23.48	23.63	23.57	23.63		

<Reduced Power Mode for P-Sensor On >

<LTE Band 38 >

BW [MHz]	Modulation	RB Size	RB Offset	Power Low Ch. / Freq.	Power Middle Ch. / Freq.	Power High Ch. / Freq.	Tune-up limit (dBm)	MPR (dB)
Channel				37850	38000	38150		
Frequency (MHz)				2580	2595	2610		
20	QPSK	1	0	23.21	23.26	23.35	23.5	0
20	QPSK	1	49	23.07	23.13	23.18		
20	QPSK	1	99	23.07	23.12	23.15		
20	QPSK	50	0	22.70	22.73	22.79	23	0.5
20	QPSK	50	24	22.64	22.69	22.77		
20	QPSK	50	50	22.59	22.67	22.73		
20	QPSK	100	0	22.63	22.69	22.77	23	0.5
20	16QAM	1	0	22.91	22.93	22.92		
20	16QAM	1	49	22.68	22.76	22.88		
20	16QAM	1	99	22.71	22.80	22.85	22	1.5
20	16QAM	50	0	21.81	21.86	21.92		
20	16QAM	50	24	21.77	21.84	21.89		
20	16QAM	50	50	21.71	21.78	21.83	22	1.5
20	16QAM	100	0	21.76	21.80	21.89		
20	64QAM	1	0	21.53	21.54	21.63		
20	64QAM	1	49	21.36	21.39	21.50	22	1.5
20	64QAM	1	99	21.37	21.37	21.46		
20	64QAM	50	0	20.80	20.84	20.91		
20	64QAM	50	24	20.75	20.81	20.88	21	2.5
20	64QAM	50	50	20.72	20.77	20.85		
20	64QAM	100	0	20.76	20.80	20.88		



Channel				37825	38000	38175	Tune-up limit (dBm)	MPR (dB)
Frequency (MHz)				2577.5	2595	2612.5		
15	QPSK	1	0	23.23	23.26	23.35	23.5	0
15	QPSK	1	37	23.08	23.13	23.21		
15	QPSK	1	74	23.10	23.18	23.23		
15	QPSK	36	0	22.65	22.69	22.78	23	0.5
15	QPSK	36	20	22.64	22.69	22.75		
15	QPSK	36	39	22.57	22.61	22.71		
15	QPSK	75	0	22.61	22.69	22.73	23	0.5
15	16QAM	1	0	22.84	22.91	22.93		
15	16QAM	1	37	22.70	22.75	22.93		
15	16QAM	1	74	22.72	22.79	22.92	22	1.5
15	16QAM	36	0	21.74	21.78	21.85		
15	16QAM	36	20	21.73	21.77	21.83		
15	16QAM	36	39	21.69	21.70	21.80	22	1.5
15	16QAM	75	0	21.75	21.79	21.85		
15	64QAM	1	0	21.49	21.53	21.63		
15	64QAM	1	37	21.33	21.38	21.53	22	1.5
15	64QAM	1	74	21.36	21.40	21.49		
15	64QAM	36	0	20.77	20.83	20.91		
15	64QAM	36	20	20.77	20.81	20.86	21	2.5
15	64QAM	36	39	20.66	20.76	20.84		
15	64QAM	75	0	20.78	20.79	20.89		
Channel				37800	38000	38200	Tune-up limit (dBm)	MPR (dB)
Frequency (MHz)				2575	2595	2615		
10	QPSK	1	0	23.15	23.16	23.27	23.5	0
10	QPSK	1	25	23.10	23.14	23.20		
10	QPSK	1	49	23.06	23.11	23.20		
10	QPSK	25	0	22.62	22.69	22.76	23	0.5
10	QPSK	25	12	22.62	22.64	22.78		
10	QPSK	25	25	22.54	22.63	22.70		
10	QPSK	50	0	22.58	22.64	22.76	23	0.5
10	16QAM	1	0	22.81	22.82	22.94		
10	16QAM	1	25	22.75	22.77	22.92		
10	16QAM	1	49	22.65	22.73	22.83	22	1.5
10	16QAM	25	0	21.72	21.76	21.88		
10	16QAM	25	12	21.71	21.74	21.86		
10	16QAM	25	25	21.68	21.73	21.83	22	1.5
10	16QAM	50	0	21.74	21.78	21.89		
10	64QAM	1	0	21.41	21.45	21.56		
10	64QAM	1	25	21.34	21.37	21.54	22	1.5
10	64QAM	1	49	21.26	21.36	21.44		
10	64QAM	25	0	20.80	20.85	20.92		
10	64QAM	25	12	20.80	20.83	20.95	21	2.5
10	64QAM	25	25	20.72	20.78	20.88		
10	64QAM	50	0	20.74	20.76	20.89		



Channel				37775	38000	38225	Tune-up limit (dBm)	MPR (dB)
Frequency (MHz)				2572.5	2595	2617.5		
5	QPSK	1	0	23.08	23.15	23.23	23.5	0
5	QPSK	1	12	23.04	23.12	23.23		
5	QPSK	1	24	23.00	23.06	23.18		
5	QPSK	12	0	22.61	22.65	22.74	23	0.5
5	QPSK	12	7	22.64	22.68	22.77		
5	QPSK	12	13	22.58	22.63	22.75		
5	QPSK	25	0	22.58	22.65	22.73		
5	16QAM	1	0	22.74	22.76	22.87	23	0.5
5	16QAM	1	12	22.72	22.77	22.95		
5	16QAM	1	24	22.67	22.74	22.91		
5	16QAM	12	0	21.67	21.70	21.83	22	1.5
5	16QAM	12	7	21.68	21.72	21.84		
5	16QAM	12	13	21.66	21.71	21.80		
5	16QAM	25	0	21.71	21.76	21.85		
5	64QAM	1	0	21.35	21.38	21.50	22	1.5
5	64QAM	1	12	21.33	21.37	21.54		
5	64QAM	1	24	21.31	21.40	21.51		
5	64QAM	12	0	20.75	20.80	20.92	21	2.5
5	64QAM	12	7	20.78	20.81	20.93		
5	64QAM	12	13	20.76	20.79	20.92		
5	64QAM	25	0	20.77	20.78	20.91		



<LTE Band 41 >

Power Class 3:

BW [MHz]	Modulation	RB Size	RB Offset	Power Low Ch. / Freq.	Power Low Middle Ch. / Freq.	Power Middle Ch. / Freq.	Power High Middle Ch. / Freq.	Power High Ch. / Freq.	Tune-up limit (dBm)	MPR (dB)
Channel				39750	40185	40620	41055	41490		
Frequency (MHz)				2506	2549.5	2593	2636.5	2680		
20	QPSK	1	0	23.30	23.25	23.36	23.25	23.25	23.5	0
20	QPSK	1	49	23.25	23.19	23.12	23.17	23.09		
20	QPSK	1	99	23.34	23.14	23.23	23.10	23.17		
20	QPSK	50	0	22.26	22.09	22.37	22.11	22.07	23	0.5
20	QPSK	50	24	22.29	22.11	22.18	22.04	22.09		
20	QPSK	50	50	22.27	21.99	22.17	22.03	22.00		
20	QPSK	100	0	22.27	22.05	22.28	22.03	22.04	23	0.5
20	16QAM	1	0	22.53	22.37	22.29	22.29	22.27		
20	16QAM	1	49	22.30	22.21	22.20	22.20	22.16		
20	16QAM	1	99	22.37	22.24	22.21	22.10	22.14	22	1.5
20	16QAM	50	0	21.38	21.18	21.27	21.23	21.20		
20	16QAM	50	24	21.45	21.22	21.28	21.15	21.18		
20	16QAM	50	50	21.40	21.16	21.25	21.14	21.18	22	1.5
20	16QAM	100	0	21.41	21.22	21.25	21.12	21.13		
20	64QAM	1	0	21.25	21.09	21.06	21.04	21.02		
20	64QAM	1	49	21.10	20.95	20.91	20.93	20.92	22	1.5
20	64QAM	1	99	21.16	20.95	20.96	20.88	20.88		
20	64QAM	50	0	20.31	20.15	20.25	20.18	20.14		
20	64QAM	50	24	20.39	20.14	20.20	20.06	20.18	21	2.5
20	64QAM	50	50	20.31	20.10	20.19	20.07	20.07		
20	64QAM	100	0	20.45	20.22	20.29	20.12	20.16		
Channel				39725	40173	40620	41068	41515	Tune-up limit (dBm)	MPR (dB)
Frequency (MHz)				2503.5	2548.3	2593	2637.8	2682.5		
15	QPSK	1	0	23.34	23.24	23.19	23.28	23.19	23.5	0
15	QPSK	1	37	23.28	23.16	23.19	23.20	23.13		
15	QPSK	1	74	23.35	23.18	23.21	23.13	23.13		
15	QPSK	36	0	22.22	22.08	22.14	22.10	22.14	23	0.5
15	QPSK	36	20	22.19	22.08	22.15	22.04	22.08		
15	QPSK	36	39	22.27	22.05	22.14	22.00	22.00		
15	QPSK	75	0	22.32	22.07	22.15	22.02	22.06	23	0.5
15	16QAM	1	0	22.51	22.35	22.28	22.27	22.24		
15	16QAM	1	37	22.37	22.21	22.20	22.20	22.18		
15	16QAM	1	74	22.42	22.33	22.24	22.13	22.15	22	1.5
15	16QAM	36	0	21.32	21.14	21.16	21.16	21.13		
15	16QAM	36	20	21.29	21.16	21.17	21.04	21.11		
15	16QAM	36	39	21.32	21.12	21.17	21.01	21.05	22	1.5
15	16QAM	75	0	21.42	21.18	21.26	21.10	21.16		
15	64QAM	1	0	21.21	21.05	21.05	21.03	20.98		
15	64QAM	1	37	21.10	20.96	20.93	20.96	20.95	22	1.5
15	64QAM	1	74	21.21	20.97	20.99	20.87	20.91		
15	64QAM	36	0	20.32	20.21	20.20	20.19	20.16		
15	64QAM	36	20	20.29	20.22	20.22	20.10	20.11	21	2.5
15	64QAM	36	39	20.38	20.19	20.21	20.06	20.06		
15	64QAM	75	0	20.43	20.18	20.29	20.09	20.11		



Channel				39700	40160	40620	41080	41540	Tune-up limit (dBm)	MPR (dB)
Frequency (MHz)				2501	2547	2593	2639	2685		
10	QPSK	1	0	23.32	23.13	23.16	23.25	23.13	23.5	0
10	QPSK	1	25	23.26	23.14	23.16	23.19	23.15		
10	QPSK	1	49	23.29	23.19	23.21	23.10	23.11		
10	QPSK	25	0	22.17	22.07	22.10	22.12	22.05	23	0.5
10	QPSK	25	12	22.18	22.03	22.14	22.05	22.06		
10	QPSK	25	25	22.17	22.02	22.11	21.99	21.97		
10	QPSK	50	0	22.19	22.03	22.12	22.03	22.03	23	0.5
10	16QAM	1	0	22.40	22.24	22.24	22.23	22.24		
10	16QAM	1	25	22.36	22.25	22.21	22.22	22.17		
10	16QAM	1	49	22.26	22.20	22.23	22.12	22.13	22	1.5
10	16QAM	25	0	21.38	21.16	21.22	21.23	21.16		
10	16QAM	25	12	21.34	21.23	21.27	21.12	21.15		
10	16QAM	25	25	21.28	21.14	21.24	21.08	21.10	22	1.5
10	16QAM	50	0	21.34	21.18	21.27	21.10	21.14		
10	64QAM	1	0	21.12	20.97	21.02	20.96	20.95		
10	64QAM	1	25	21.10	20.93	20.93	20.95	20.91	22	1.5
10	64QAM	1	49	21.00	20.95	20.95	20.86	20.88		
10	64QAM	25	0	20.30	20.09	20.21	20.18	20.08		
10	64QAM	25	12	20.27	20.18	20.27	20.06	20.09	21	2.5
10	64QAM	25	25	20.23	20.10	20.19	20.07	20.05		
10	64QAM	50	0	20.27	20.10	20.19	20.07	20.06		
Channel				39675	40148	40620	41093	41565	Tune-up limit (dBm)	MPR (dB)
Frequency (MHz)				2498.5	2545.8	2593	2640.30	2687.5		
5	QPSK	1	0	23.33	23.07	23.16	23.19	23.12	23.5	0
5	QPSK	1	12	23.28	23.15	23.23	23.13	23.11		
5	QPSK	1	24	23.22	23.08	23.14	23.05	23.02		
5	QPSK	12	0	22.23	22.01	22.19	22.01	22.03	23	0.5
5	QPSK	12	7	22.25	22.06	22.18	22.07	22.03		
5	QPSK	12	13	22.19	22.02	22.13	22.04	22.03		
5	QPSK	25	0	22.16	22.05	22.12	22.03	22.01	23	0.5
5	16QAM	1	0	22.36	22.19	22.22	22.22	22.14		
5	16QAM	1	12	22.33	22.24	22.22	22.13	22.13		
5	16QAM	1	24	22.27	22.16	22.22	22.12	22.10	22	1.5
5	16QAM	12	0	21.28	21.18	21.23	21.08	21.08		
5	16QAM	12	7	21.32	21.11	21.27	21.08	21.12		
5	16QAM	12	13	21.31	21.17	21.18	21.08	21.08	22	1.5
5	16QAM	25	0	21.32	21.16	21.25	21.15	21.11		
5	64QAM	1	0	21.15	20.95	20.99	21.00	20.88		
5	64QAM	1	12	21.13	20.92	20.98	20.90	20.91	22	1.5
5	64QAM	1	24	21.04	20.97	20.98	20.90	20.85		
5	64QAM	12	0	20.31	20.13	20.21	20.04	20.05		
5	64QAM	12	7	20.36	20.12	20.26	20.04	20.08	21	2.5
5	64QAM	12	13	20.25	20.15	20.17	20.09	20.05		
5	64QAM	25	0	20.30	20.15	20.17	20.06	20.07		



Power Class 2:

BW [MHz]	Modulation	RB Size	RB Offset	Power Low Ch. / Freq.	Power Low Middle Ch. / Freq.	Power Middle Ch. / Freq.	Power High Middle Ch. / Freq.	Power High Ch. / Freq.	Tune-up limit (dBm)	MPR (dB)
Channel				39750	40185	40620	41055	41490		
Frequency (MHz)				2506	2549.5	2593	2636.5	2680		
20	QPSK	1	0	23.20	23.05	23.23	23.12	23.12	23.5	0
20	QPSK	1	49	23.04	23.03	23.05	23.06	22.97		
20	QPSK	1	99	23.14	22.96	23.05	22.98	22.98		
20	QPSK	50	0	23.13	23.01	23.21	23.11	23.03	23.5	0
20	QPSK	50	24	23.19	22.98	23.15	22.99	23.05		
20	QPSK	50	50	23.13	22.95	23.09	22.98	22.99		
20	QPSK	100	0	23.18	23.01	23.20	22.97	23.02	23.5	0
20	16QAM	1	0	23.00	22.90	22.91	22.89	22.89		
20	16QAM	1	49	22.83	22.81	22.77	22.81	22.75		
20	16QAM	1	99	22.88	22.89	22.82	22.69	22.71	23.5	0
20	16QAM	50	0	22.82	22.79	22.84	22.81	22.77		
20	16QAM	50	24	22.96	22.78	22.84	22.70	22.72		
20	16QAM	50	50	22.90	22.75	22.83	22.68	22.71	23.5	0
20	16QAM	100	0	22.91	22.76	22.83	22.71	22.72		
20	64QAM	1	0	22.94	22.93	22.86	22.87	22.86		
20	64QAM	1	49	22.84	22.78	22.80	22.79	22.72	23.5	0
20	64QAM	1	99	22.85	22.79	22.78	22.68	22.65		
20	64QAM	50	0	23.01	22.97	23.03	22.99	22.94		
20	64QAM	50	24	23.13	22.91	22.99	22.87	22.91	23.5	0
20	64QAM	50	50	23.02	22.89	22.98	22.84	22.88		
20	64QAM	100	0	23.19	23.02	23.11	22.94	23.02		
Channel				39725	40173	40620	41068	41515	Tune-up limit (dBm)	MPR (dB)
Frequency (MHz)				2503.5	2548.3	2593	2637.8	2682.5		
15	QPSK	1	0	23.16	23.06	23.14	23.20	23.13	23.5	0
15	QPSK	1	37	23.10	23.00	23.03	23.07	22.99		
15	QPSK	1	74	23.00	23.11	23.12	23.01	22.98		
15	QPSK	36	0	22.59	22.54	22.60	22.62	22.54	23.5	0
15	QPSK	36	20	22.61	22.54	22.58	22.48	22.50		
15	QPSK	36	39	22.69	22.53	22.57	22.46	22.49		
15	QPSK	75	0	22.68	22.51	22.59	22.45	22.49	23.5	0
15	16QAM	1	0	22.95	22.90	22.89	22.86	22.83		
15	16QAM	1	37	22.82	22.81	22.78	22.82	22.73		
15	16QAM	1	74	22.97	22.84	22.81	22.70	22.69	23.5	0
15	16QAM	36	0	22.82	22.73	22.80	22.76	22.69		
15	16QAM	36	20	22.77	22.77	22.78	22.64	22.64		
15	16QAM	36	39	22.86	22.74	22.78	22.58	22.62	23.5	0
15	16QAM	75	0	22.93	22.77	22.79	22.68	22.68		
15	64QAM	1	0	23.01	22.84	22.83	22.89	22.82		
15	64QAM	1	37	22.79	22.77	22.79	22.79	22.72	23.5	0
15	64QAM	1	74	22.91	22.76	22.79	22.69	22.69		
15	64QAM	36	0	23.06	22.97	23.07	22.99	22.90		
15	64QAM	36	20	23.03	23.05	23.04	22.88	22.92	23.5	0
15	64QAM	36	39	23.09	22.96	22.99	22.86	22.90		
15	64QAM	75	0	23.13	22.96	23.07	22.91	22.90		



Channel				39700	40160	40620	41080	41540	Tune-up limit (dBm)	MPR (dB)
Frequency (MHz)				2501	2547	2593	2639	2685		
10	QPSK	1	0	23.03	22.96	23.05	23.08	22.98	23.5	0
10	QPSK	1	25	23.07	22.96	23.04	23.05	22.94		
10	QPSK	1	49	22.99	22.95	23.02	22.96	22.96		
10	QPSK	25	0	22.56	22.44	22.59	22.57	22.48	23.5	0
10	QPSK	25	12	22.57	22.47	22.56	22.46	22.50		
10	QPSK	25	25	22.53	22.45	22.58	22.44	22.45		
10	QPSK	50	0	22.58	22.45	22.59	22.47	22.49		
10	16QAM	1	0	22.90	22.80	22.84	22.85	22.79	23.5	0
10	16QAM	1	25	22.87	22.82	22.82	22.77	22.72		
10	16QAM	1	49	22.82	22.81	22.81	22.71	22.74		
10	16QAM	25	0	22.87	22.75	22.85	22.78	22.74	23.5	0
10	16QAM	25	12	22.86	22.75	22.83	22.71	22.74		
10	16QAM	25	25	22.80	22.73	22.79	22.68	22.71		
10	16QAM	50	0	22.79	22.73	22.80	22.66	22.70		
10	64QAM	1	0	22.86	22.79	22.81	22.84	22.76	23.5	0
10	64QAM	1	25	22.81	22.77	22.80	22.76	22.70		
10	64QAM	1	49	22.80	22.73	22.77	22.69	22.70		
10	64QAM	25	0	23.02	22.91	23.02	22.95	22.92	23.5	0
10	64QAM	25	12	23.03	22.93	22.99	22.90	22.91		
10	64QAM	25	25	23.01	22.89	22.95	22.86	22.88		
10	64QAM	50	0	22.94	22.88	22.97	22.83	22.86		
Channel				39675	40148	40620	41093	41565	Tune-up limit (dBm)	MPR (dB)
Frequency (MHz)				2498.5	2545.8	2593	2640.30	2687.5		
5	QPSK	1	0	23.06	22.99	23.02	23.07	22.92	23.5	0
5	QPSK	1	12	23.04	22.97	23.04	22.99	22.94		
5	QPSK	1	24	22.94	22.91	22.96	22.92	22.88		
5	QPSK	12	0	22.54	22.47	22.55	22.44	22.43	23.5	0
5	QPSK	12	7	22.55	22.49	22.59	22.45	22.46		
5	QPSK	12	13	22.51	22.47	22.56	22.47	22.43		
5	QPSK	25	0	22.52	22.44	22.53	22.44	22.40		
5	16QAM	1	0	22.82	22.79	22.78	22.78	22.66	23.5	0
5	16QAM	1	12	22.84	22.85	22.81	22.73	22.73		
5	16QAM	1	24	22.82	22.75	22.76	22.65	22.66		
5	16QAM	12	0	22.80	22.75	22.80	22.68	22.66	23.5	0
5	16QAM	12	7	22.80	22.73	22.81	22.70	22.66		
5	16QAM	12	13	22.79	22.72	22.79	22.66	22.64		
5	16QAM	25	0	22.78	22.73	22.78	22.66	22.69		
5	64QAM	1	0	22.80	22.78	22.77	22.77	22.66	23.5	0
5	64QAM	1	12	22.80	22.76	22.78	22.69	22.71		
5	64QAM	1	24	22.78	22.77	22.74	22.66	22.65		
5	64QAM	12	0	22.97	22.90	22.95	22.88	22.82	23.5	0
5	64QAM	12	7	22.98	22.90	23.00	22.88	22.87		
5	64QAM	12	13	22.93	22.91	22.96	22.85	22.82		
5	64QAM	25	0	22.96	22.90	22.96	22.84	22.84		



<Reduced Power Mode for Hotspot On>

<LTE Band 38 >

BW [MHz]	Modulation	RB Size	RB Offset	Power Low Ch. / Freq.	Power Middle Ch. / Freq.	Power High Ch. / Freq.	Tune-up limit (dBm)	MPR (dB)
Channel				37850	38000	38150		
Frequency (MHz)				2580	2595	2610		
20	QPSK	1	0	23.21	23.26	23.35	23.5	0
20	QPSK	1	49	23.07	23.13	23.18		
20	QPSK	1	99	23.07	23.12	23.15		
20	QPSK	50	0	22.70	22.73	22.79	23	0.5
20	QPSK	50	24	22.64	22.69	22.77		
20	QPSK	50	50	22.59	22.67	22.73		
20	QPSK	100	0	22.63	22.69	22.77	23	0.5
20	16QAM	1	0	22.91	22.93	22.92		
20	16QAM	1	49	22.68	22.76	22.88		
20	16QAM	1	99	22.71	22.80	22.85	22	1.5
20	16QAM	50	0	21.81	21.86	21.92		
20	16QAM	50	24	21.77	21.84	21.89		
20	16QAM	50	50	21.71	21.78	21.83	22	1.5
20	16QAM	100	0	21.76	21.80	21.89		
20	64QAM	1	0	21.53	21.54	21.63		
20	64QAM	1	49	21.36	21.39	21.50	22	1.5
20	64QAM	1	99	21.37	21.37	21.46		
20	64QAM	50	0	20.80	20.84	20.91		
20	64QAM	50	24	20.75	20.81	20.88	21	2.5
20	64QAM	50	50	20.72	20.77	20.85		
20	64QAM	100	0	20.76	20.80	20.88		



Channel				37825	38000	38175	Tune-up limit (dBm)	MPR (dB)
Frequency (MHz)				2577.5	2595	2612.5		
15	QPSK	1	0	23.23	23.26	23.35	23.5	0
15	QPSK	1	37	23.08	23.13	23.21		
15	QPSK	1	74	23.10	23.18	23.23		
15	QPSK	36	0	22.65	22.69	22.78	23	0.5
15	QPSK	36	20	22.64	22.69	22.75		
15	QPSK	36	39	22.57	22.61	22.71		
15	QPSK	75	0	22.61	22.69	22.73	23	0.5
15	16QAM	1	0	22.84	22.91	22.93		
15	16QAM	1	37	22.70	22.75	22.93		
15	16QAM	1	74	22.72	22.79	22.92	22	1.5
15	16QAM	36	0	21.74	21.78	21.85		
15	16QAM	36	20	21.73	21.77	21.83		
15	16QAM	36	39	21.69	21.70	21.80	22	1.5
15	16QAM	75	0	21.75	21.79	21.85		
15	64QAM	1	0	21.49	21.53	21.63		
15	64QAM	1	37	21.33	21.38	21.53	22	1.5
15	64QAM	1	74	21.36	21.40	21.49		
15	64QAM	36	0	20.77	20.83	20.91		
15	64QAM	36	20	20.77	20.81	20.86	21	2.5
15	64QAM	36	39	20.66	20.76	20.84		
15	64QAM	75	0	20.78	20.79	20.89		
Channel				37800	38000	38200	Tune-up limit (dBm)	MPR (dB)
Frequency (MHz)				2575	2595	2615		
10	QPSK	1	0	23.15	23.16	23.27	23.5	0
10	QPSK	1	25	23.10	23.14	23.20		
10	QPSK	1	49	23.06	23.11	23.20		
10	QPSK	25	0	22.62	22.69	22.76	23	0.5
10	QPSK	25	12	22.62	22.64	22.78		
10	QPSK	25	25	22.54	22.63	22.70		
10	QPSK	50	0	22.58	22.64	22.76	23	0.5
10	16QAM	1	0	22.81	22.82	22.94		
10	16QAM	1	25	22.75	22.77	22.92		
10	16QAM	1	49	22.65	22.73	22.83	22	1.5
10	16QAM	25	0	21.72	21.76	21.88		
10	16QAM	25	12	21.71	21.74	21.86		
10	16QAM	25	25	21.68	21.73	21.83	22	1.5
10	16QAM	50	0	21.74	21.78	21.89		
10	64QAM	1	0	21.41	21.45	21.56		
10	64QAM	1	25	21.34	21.37	21.54	21	2.5
10	64QAM	1	49	21.26	21.36	21.44		
10	64QAM	25	0	20.80	20.85	20.92		
10	64QAM	25	12	20.80	20.83	20.95	21	2.5
10	64QAM	25	25	20.72	20.78	20.88		
10	64QAM	50	0	20.74	20.76	20.89		



Channel				37775	38000	38225	Tune-up limit (dBm)	MPR (dB)
Frequency (MHz)				2572.5	2595	2617.5		
5	QPSK	1	0	23.08	23.15	23.23	23.5	0
5	QPSK	1	12	23.04	23.12	23.23		
5	QPSK	1	24	23.00	23.06	23.18		
5	QPSK	12	0	22.61	22.65	22.74	23	0.5
5	QPSK	12	7	22.64	22.68	22.77		
5	QPSK	12	13	22.58	22.63	22.75		
5	QPSK	25	0	22.58	22.65	22.73		
5	16QAM	1	0	22.74	22.76	22.87	23	0.5
5	16QAM	1	12	22.72	22.77	22.95		
5	16QAM	1	24	22.67	22.74	22.91		
5	16QAM	12	0	21.67	21.70	21.83	22	1.5
5	16QAM	12	7	21.68	21.72	21.84		
5	16QAM	12	13	21.66	21.71	21.80		
5	16QAM	25	0	21.71	21.76	21.85		
5	64QAM	1	0	21.35	21.38	21.50	22	1.5
5	64QAM	1	12	21.33	21.37	21.54		
5	64QAM	1	24	21.31	21.40	21.51		
5	64QAM	12	0	20.75	20.80	20.92	21	2.5
5	64QAM	12	7	20.78	20.81	20.93		
5	64QAM	12	13	20.76	20.79	20.92		
5	64QAM	25	0	20.77	20.78	20.91		



<LTE Band 41 >

Power Class 3:

BW [MHz]	Modulation	RB Size	RB Offset	Power Low Ch. / Freq.	Power Low Middle Ch. / Freq.	Power Middle Ch. / Freq.	Power High Middle Ch. / Freq.	Power High Ch. / Freq.	Tune-up limit (dBm)	MPR (dB)
Channel				39750	40185	40620	41055	41490		
Frequency (MHz)				2506	2549.5	2593	2636.5	2680		
20	QPSK	1	0	23.30	23.25	23.36	23.25	23.25	23.5	0
20	QPSK	1	49	23.25	23.19	23.12	23.17	23.09		
20	QPSK	1	99	23.34	23.14	23.23	23.10	23.17		
20	QPSK	50	0	22.26	22.09	22.37	22.11	22.07	23	0.5
20	QPSK	50	24	22.29	22.11	22.18	22.04	22.09		
20	QPSK	50	50	22.27	21.99	22.17	22.03	22.00		
20	QPSK	100	0	22.27	22.05	22.28	22.03	22.04	23	0.5
20	16QAM	1	0	22.53	22.37	22.29	22.29	22.27		
20	16QAM	1	49	22.30	22.21	22.20	22.20	22.16		
20	16QAM	1	99	22.37	22.24	22.21	22.10	22.14	22	1.5
20	16QAM	50	0	21.38	21.18	21.27	21.23	21.20		
20	16QAM	50	24	21.45	21.22	21.28	21.15	21.18		
20	16QAM	50	50	21.40	21.16	21.25	21.14	21.18	22	1.5
20	16QAM	100	0	21.41	21.22	21.25	21.12	21.13		
20	64QAM	1	0	21.25	21.09	21.06	21.04	21.02		
20	64QAM	1	49	21.10	20.95	20.91	20.93	20.92	22	1.5
20	64QAM	1	99	21.16	20.95	20.96	20.88	20.88		
20	64QAM	50	0	20.31	20.15	20.25	20.18	20.14		
20	64QAM	50	24	20.39	20.14	20.20	20.06	20.18	21	2.5
20	64QAM	50	50	20.31	20.10	20.19	20.07	20.07		
20	64QAM	100	0	20.45	20.22	20.29	20.12	20.16		
Channel				39725	40173	40620	41068	41515	Tune-up limit (dBm)	MPR (dB)
Frequency (MHz)				2503.5	2548.3	2593	2637.8	2682.5		
15	QPSK	1	0	23.34	23.24	23.19	23.28	23.19	23.5	0
15	QPSK	1	37	23.28	23.16	23.19	23.20	23.13		
15	QPSK	1	74	23.35	23.18	23.21	23.13	23.13		
15	QPSK	36	0	22.22	22.08	22.14	22.10	22.14	23	0.5
15	QPSK	36	20	22.19	22.08	22.15	22.04	22.08		
15	QPSK	36	39	22.27	22.05	22.14	22.00	22.00		
15	QPSK	75	0	22.32	22.07	22.15	22.02	22.06	23	0.5
15	16QAM	1	0	22.51	22.35	22.28	22.27	22.24		
15	16QAM	1	37	22.37	22.21	22.20	22.20	22.18		
15	16QAM	1	74	22.42	22.33	22.24	22.13	22.15	22	1.5
15	16QAM	36	0	21.32	21.14	21.16	21.16	21.13		
15	16QAM	36	20	21.29	21.16	21.17	21.04	21.11		
15	16QAM	36	39	21.32	21.12	21.17	21.01	21.05	22	1.5
15	16QAM	75	0	21.42	21.18	21.26	21.10	21.16		
15	64QAM	1	0	21.21	21.05	21.05	21.03	20.98		
15	64QAM	1	37	21.10	20.96	20.93	20.96	20.95	22	1.5
15	64QAM	1	74	21.21	20.97	20.99	20.87	20.91		
15	64QAM	36	0	20.32	20.21	20.20	20.19	20.16		
15	64QAM	36	20	20.29	20.22	20.22	20.10	20.11	21	2.5
15	64QAM	36	39	20.38	20.19	20.21	20.06	20.06		
15	64QAM	75	0	20.43	20.18	20.29	20.09	20.11		



FCC SAR Test Report

Report No. : FA900912

Channel				39700	40160	40620	41080	41540	Tune-up limit (dBm)	MPR (dB)
Frequency (MHz)				2501	2547	2593	2639	2685		
10	QPSK	1	0	23.32	23.13	23.16	23.25	23.13	23.5	0
10	QPSK	1	25	23.26	23.14	23.16	23.19	23.15		
10	QPSK	1	49	23.29	23.19	23.21	23.10	23.11		
10	QPSK	25	0	22.17	22.07	22.10	22.12	22.05	23	0.5
10	QPSK	25	12	22.18	22.03	22.14	22.05	22.06		
10	QPSK	25	25	22.17	22.02	22.11	21.99	21.97		
10	QPSK	50	0	22.19	22.03	22.12	22.03	22.03	23	0.5
10	16QAM	1	0	22.40	22.24	22.24	22.23	22.24		
10	16QAM	1	25	22.36	22.25	22.21	22.22	22.17		
10	16QAM	1	49	22.26	22.20	22.23	22.12	22.13	22	1.5
10	16QAM	25	0	21.38	21.16	21.22	21.23	21.16		
10	16QAM	25	12	21.34	21.23	21.27	21.12	21.15		
10	16QAM	25	25	21.28	21.14	21.24	21.08	21.10	22	1.5
10	16QAM	50	0	21.34	21.18	21.27	21.10	21.14		
10	64QAM	1	0	21.12	20.97	21.02	20.96	20.95		
10	64QAM	1	25	21.10	20.93	20.93	20.95	20.91	22	1.5
10	64QAM	1	49	21.00	20.95	20.95	20.86	20.88		
10	64QAM	25	0	20.30	20.09	20.21	20.18	20.08		
10	64QAM	25	12	20.27	20.18	20.27	20.06	20.09	21	2.5
10	64QAM	25	25	20.23	20.10	20.19	20.07	20.05		
10	64QAM	50	0	20.27	20.10	20.19	20.07	20.06		
Channel				39675	40148	40620	41093	41565	Tune-up limit (dBm)	MPR (dB)
Frequency (MHz)				2498.5	2545.8	2593	2640.30	2687.5		
5	QPSK	1	0	23.33	23.07	23.16	23.19	23.12	23.5	0
5	QPSK	1	12	23.28	23.15	23.23	23.13	23.11		
5	QPSK	1	24	23.22	23.08	23.14	23.05	23.02		
5	QPSK	12	0	22.23	22.01	22.19	22.01	22.03	23	0.5
5	QPSK	12	7	22.25	22.06	22.18	22.07	22.03		
5	QPSK	12	13	22.19	22.02	22.13	22.04	22.03		
5	QPSK	25	0	22.16	22.05	22.12	22.03	22.01	23	0.5
5	16QAM	1	0	22.36	22.19	22.22	22.22	22.14		
5	16QAM	1	12	22.33	22.24	22.22	22.13	22.13		
5	16QAM	1	24	22.27	22.16	22.22	22.12	22.10	22	1.5
5	16QAM	12	0	21.28	21.18	21.23	21.08	21.08		
5	16QAM	12	7	21.32	21.11	21.27	21.08	21.12		
5	16QAM	12	13	21.31	21.17	21.18	21.08	21.08	22	1.5
5	16QAM	25	0	21.32	21.16	21.25	21.15	21.11		
5	64QAM	1	0	21.15	20.95	20.99	21.00	20.88		
5	64QAM	1	12	21.13	20.92	20.98	20.90	20.91	22	1.5
5	64QAM	1	24	21.04	20.97	20.98	20.90	20.85		
5	64QAM	12	0	20.31	20.13	20.21	20.04	20.05		
5	64QAM	12	7	20.36	20.12	20.26	20.04	20.08	21	2.5
5	64QAM	12	13	20.25	20.15	20.17	20.09	20.05		
5	64QAM	25	0	20.30	20.15	20.17	20.06	20.07		



Power Class 2:

BW [MHz]	Modulation	RB Size	RB Offset	Power Low Ch. / Freq.	Power Low Middle Ch. / Freq.	Power Middle Ch. / Freq.	Power High Middle Ch. / Freq.	Power High Ch. / Freq.	Tune-up limit (dBm)	MPR (dB)
Channel				39750	40185	40620	41055	41490		
Frequency (MHz)				2506	2549.5	2593	2636.5	2680		
20	QPSK	1	0	23.20	23.05	23.23	23.12	23.12	23.5	0
20	QPSK	1	49	23.04	23.03	23.05	23.06	22.97		
20	QPSK	1	99	23.14	22.96	23.05	22.98	22.98		
20	QPSK	50	0	23.13	23.01	23.21	23.11	23.03	23.5	0
20	QPSK	50	24	23.19	22.98	23.15	22.99	23.05		
20	QPSK	50	50	23.13	22.95	23.09	22.98	22.99		
20	QPSK	100	0	23.18	23.01	23.20	22.97	23.02	23.5	0
20	16QAM	1	0	23.00	22.90	22.91	22.89	22.89		
20	16QAM	1	49	22.83	22.81	22.77	22.81	22.75		
20	16QAM	1	99	22.88	22.89	22.82	22.69	22.71	23.5	0
20	16QAM	50	0	22.82	22.79	22.84	22.81	22.77		
20	16QAM	50	24	22.96	22.78	22.84	22.70	22.72		
20	16QAM	50	50	22.90	22.75	22.83	22.68	22.71	23.5	0
20	16QAM	100	0	22.91	22.76	22.83	22.71	22.72		
20	64QAM	1	0	22.94	22.93	22.86	22.87	22.86		
20	64QAM	1	49	22.84	22.78	22.80	22.79	22.72	23.5	0
20	64QAM	1	99	22.85	22.79	22.78	22.68	22.65		
20	64QAM	50	0	23.01	22.97	23.03	22.99	22.94		
20	64QAM	50	24	23.13	22.91	22.99	22.87	22.91	23.5	0
20	64QAM	50	50	23.02	22.89	22.98	22.84	22.88		
20	64QAM	100	0	23.19	23.02	23.11	22.94	23.02		
Channel				39725	40173	40620	41068	41515	Tune-up limit (dBm)	MPR (dB)
Frequency (MHz)				2503.5	2548.3	2593	2637.8	2682.5		
15	QPSK	1	0	23.16	23.06	23.14	23.20	23.13	23.5	0
15	QPSK	1	37	23.10	23.00	23.03	23.07	22.99		
15	QPSK	1	74	23.00	23.11	23.12	23.01	22.98		
15	QPSK	36	0	22.59	22.54	22.60	22.62	22.54	23.5	0
15	QPSK	36	20	22.61	22.54	22.58	22.48	22.50		
15	QPSK	36	39	22.69	22.53	22.57	22.46	22.49		
15	QPSK	75	0	22.68	22.51	22.59	22.45	22.49	23.5	0
15	16QAM	1	0	22.95	22.90	22.89	22.86	22.83		
15	16QAM	1	37	22.82	22.81	22.78	22.82	22.73		
15	16QAM	1	74	22.97	22.84	22.81	22.70	22.69	23.5	0
15	16QAM	36	0	22.82	22.73	22.80	22.76	22.69		
15	16QAM	36	20	22.77	22.77	22.78	22.64	22.64		
15	16QAM	36	39	22.86	22.74	22.78	22.58	22.62	23.5	0
15	16QAM	75	0	22.93	22.77	22.79	22.68	22.68		
15	64QAM	1	0	23.01	22.84	22.83	22.89	22.82		
15	64QAM	1	37	22.79	22.77	22.79	22.79	22.72	23.5	0
15	64QAM	1	74	22.91	22.76	22.79	22.69	22.69		
15	64QAM	36	0	23.06	22.97	23.07	22.99	22.90		
15	64QAM	36	20	23.03	23.05	23.04	22.88	22.92	23.5	0
15	64QAM	36	39	23.09	22.96	22.99	22.86	22.90		
15	64QAM	75	0	23.13	22.96	23.07	22.91	22.90		



Channel				39700	40160	40620	41080	41540	Tune-up limit (dBm)	MPR (dB)
Frequency (MHz)				2501	2547	2593	2639	2685		
10	QPSK	1	0	23.03	22.96	23.05	23.08	22.98	23.5	0
10	QPSK	1	25	23.07	22.96	23.04	23.05	22.94		
10	QPSK	1	49	22.99	22.95	23.02	22.96	22.96		
10	QPSK	25	0	22.56	22.44	22.59	22.57	22.48	23.5	0
10	QPSK	25	12	22.57	22.47	22.56	22.46	22.50		
10	QPSK	25	25	22.53	22.45	22.58	22.44	22.45		
10	QPSK	50	0	22.58	22.45	22.59	22.47	22.49		
10	16QAM	1	0	22.90	22.80	22.84	22.85	22.79	23.5	0
10	16QAM	1	25	22.87	22.82	22.82	22.77	22.72		
10	16QAM	1	49	22.82	22.81	22.81	22.71	22.74		
10	16QAM	25	0	22.87	22.75	22.85	22.78	22.74	23.5	0
10	16QAM	25	12	22.86	22.75	22.83	22.71	22.74		
10	16QAM	25	25	22.80	22.73	22.79	22.68	22.71		
10	16QAM	50	0	22.79	22.73	22.80	22.66	22.70		
10	64QAM	1	0	22.86	22.79	22.81	22.84	22.76	23.5	0
10	64QAM	1	25	22.81	22.77	22.80	22.76	22.70		
10	64QAM	1	49	22.80	22.73	22.77	22.69	22.70		
10	64QAM	25	0	23.02	22.91	23.02	22.95	22.92	23.5	0
10	64QAM	25	12	23.03	22.93	22.99	22.90	22.91		
10	64QAM	25	25	23.01	22.89	22.95	22.86	22.88		
10	64QAM	50	0	22.94	22.88	22.97	22.83	22.86		
Channel				39675	40148	40620	41093	41565	Tune-up limit (dBm)	MPR (dB)
Frequency (MHz)				2498.5	2545.8	2593	2640.30	2687.5		
5	QPSK	1	0	23.06	22.99	23.02	23.07	22.92	23.5	0
5	QPSK	1	12	23.04	22.97	23.04	22.99	22.94		
5	QPSK	1	24	22.94	22.91	22.96	22.92	22.88		
5	QPSK	12	0	22.54	22.47	22.55	22.44	22.43	23.5	0
5	QPSK	12	7	22.55	22.49	22.59	22.45	22.46		
5	QPSK	12	13	22.51	22.47	22.56	22.47	22.43		
5	QPSK	25	0	22.52	22.44	22.53	22.44	22.40		
5	16QAM	1	0	22.82	22.79	22.78	22.78	22.66	23.5	0
5	16QAM	1	12	22.84	22.85	22.81	22.73	22.73		
5	16QAM	1	24	22.82	22.75	22.76	22.65	22.66		
5	16QAM	12	0	22.80	22.75	22.80	22.68	22.66	23.5	0
5	16QAM	12	7	22.80	22.73	22.81	22.70	22.66		
5	16QAM	12	13	22.79	22.72	22.79	22.66	22.64		
5	16QAM	25	0	22.78	22.73	22.78	22.66	22.69		
5	64QAM	1	0	22.80	22.78	22.77	22.77	22.66	23.5	0
5	64QAM	1	12	22.80	22.76	22.78	22.69	22.71		
5	64QAM	1	24	22.78	22.77	22.74	22.66	22.65		
5	64QAM	12	0	22.97	22.90	22.95	22.88	22.82	23.5	0
5	64QAM	12	7	22.98	22.90	23.00	22.88	22.87		
5	64QAM	12	13	22.93	22.91	22.96	22.85	22.82		
5	64QAM	25	0	22.96	22.90	22.96	22.84	22.84		



<LTE Carrier Aggregation>

General Note:

1. This device supports Carrier Aggregation on downlink for inter and intra band. For the device supports bands and bandwidths and configurations are provided as follow table was according to 3GPP.
2. In applying the existing power measurement procedures of KDB 941225 D05A for DL CA SAR test exclusion, only the subset with the largest number of combinations of frequency bands and CCs in each row need combination, and for this device that all the configurations were choose to power measurement.
3. All permutations exist. No restrictions on Pcell & Scell combinations. Only LTE Band 29A is limited to Scell.

Index	2CC	Index	2CC
2CC #1	CA_2A-4A	2CC #37	CA_2C
2CC #2	CA_2A-5A	2CC #38	CA_5B
2CC #3	CA_2A-7A	2CC #39	CA_7B
2CC #4	CA_2A-12A	2CC #40	CA_7C
2CC #5	CA_2A-13A	2CC #41	CA_12B
2CC #6	CA_2A-14A	2CC #42	CA_41C
2CC #7	CA_2A-29A	2CC #43	CA_66B
2CC #8	CA_2A-30A	2CC #44	CA_66C
2CC #9	CA_2A-66A	2CC #45	CA_2A-2A
2CC #10	CA_2A-71A	2CC #46	CA_5A-5A
2CC #11	CA_4A-5A	2CC #47	CA_4A-4A
2CC #12	CA_4A-7A	2CC #48	CA_7A-7A
2CC #13	CA_4A-12A	2CC #49	CA_25A-25A
2CC #14	CA_4A-13A	2CC #50	CA_41A-41A
2CC #15	CA_4A-29A	2CC #51	CA_66A-66A
2CC #16	CA_4A-30A		
2CC #17	CA_4A-66A		
2CC #18	CA_4A-71A		
2CC #19	CA_5A-7A		
2CC #20	CA_5A-30A		
2CC #21	CA_5A-66A		
2CC #22	CA_5A-41A		
2CC #23	CA_7A-12A		
2CC #24	CA_7A-66A		
2CC #25	CA_12A-30A		
2CC #26	CA_12A-66A		
2CC #27	CA_13A-66A		
2CC #28	CA_14A-30A		
2CC #29	CA_14A-66A		
2CC #30	CA_25A-26A		
2CC #31	CA_25A-41A		
2CC #32	CA_26A-41A		
2CC #33	CA_29A-30A		
2CC #34	CA_29A-66A		
2CC #35	CA_30A-66A		
2CC #36	CA_66A-71A		

LTE Carrier Aggregation Conducted Power (Downlink)

- i. According to KDB941225 D05A v01r02, Uplink maximum output power measurement with downlink carrier aggregation active should be measured, using the highest output channel measured without downlink carrier aggregation, to confirm that uplink maximum output power with downlink carrier aggregation active remains within the specified tune-up tolerance limits and not more than ¼ dB higher than the maximum output measured without downlink carrier aggregation active.
- ii. Uplink maximum output power with downlink carrier aggregation active does not show more than ¼ dB higher than the maximum output power without downlink carrier aggregation active, therefore SAR evaluation with downlink carrier aggregation active can be excluded.
- iii. The device supports downlink two carrier aggregation. For power measurement were control and acknowledge data is sent on uplink channels that operate identical to specifications when downlink carrier aggregation is inactive.
- iv. Selected highest measured power when downlink carrier aggregation is inactive for conducted power comparison with downlink carrier aggregation is active, to confirm that when downlink carrier aggregation is active uplink maximum output power remains within the specified tune-up tolerance limits and not more than ¼ dB higher than the maximum output power measured when downlink carrier aggregation inactive.
- v. For inter-band CA, the SCC selected highest bandwidth and near the middle of its transmission band. For SCC DL RB size and offset will base on the PCC corresponding RB allocation.
- vi. For non-contiguous intra-band CA, the SCC selected to provide maximum separation from the PCC and must remain fully within the downlink transmission band.
- vii. For Intra-band, contiguous CA, the downlink channels selected to perform the uplink power measurement must satisfy 3GPP channel spacing (5.4.1A of 3GPP TS 36.521 or equivalent) and channel bandwidth (5.4.2A) requirements.

$$\text{Nominal channel spacing} = \left\lceil \frac{BW_{\text{Channel}(1)} + BW_{\text{Channel}(2)} - 0.1|BW_{\text{Channel}(1)} - BW_{\text{Channel}(2)}|}{0.6} \right\rceil 0.3 \text{ [MHz]}$$



<Full Power Mode>

Configure	CA List	PCC							SCC				Power	
		LTE	BW	UL	UL	Mod.	UL#	UL	LTE	BW	DL	DL	With CA	Without CA
		Band	(MHz)	Freq.	Channel		RB	RB	Band	(MHz)	Freq.	Channel	Tx. Power	Tx. Power
				(MHz)		(MHz)					(dBm)			
Inter-Band	CA_2A-4A	Band 2	20M	1860	18700	QPSK	1	0	Band 4	20M	2132.5	2175	23.18	23.32
		Band 4	20M	1720	20050	QPSK	1	0	Band 2	20M	1960	900	23.25	23.30
	CA_2A-5A	Band 2	20M	1860	18700	QPSK	1	0	Band 5	10M	881.5	2525	23.15	23.32
		Band 5	10M	836.5	20525	QPSK	1	0	Band 2	20M	1960	900	23.00	23.03
	CA_2A-7A	Band 2	20M	1860	18700	QPSK	1	0	Band 7	20M	2655	3100	23.25	23.32
		Band 7	20M	2510	20850	QPSK	1	0	Band 2	20M	1960	900	23.58	23.64
	CA_2A-12A	Band 2	20M	1860	18700	QPSK	1	0	Band 12	10M	737.5	5095	23.19	23.32
		Band 12	10M	707.5	23095	QPSK	1	0	Band 2	20M	1960	900	23.08	23.14
	CA_2A-13A	Band 2	20M	1860	18700	QPSK	1	0	Band 13	10M	751	5230	23.26	23.32
		Band 13	10M	782	23230	QPSK	1	0	Band 2	20M	1960	900	23.01	23.08
	CA_2A-14A	Band 2	20M	1860	18700	QPSK	1	0	Band 14	10M	763	5330	23.18	23.32
		Band 14	10M	793	23330	QPSK	1	0	Band 2	10M	1960	900	23.01	23.06
	CA_2A-29A	Band 2	20M	1860	18700	QPSK	1	0	Band 29	10M	722.5	9715	23.18	23.32
	CA_2A-30A	Band 2	20M	1860	18700	QPSK	1	0	Band 30	10M	2355	9820	23.25	23.32
		Band 30	10M	2310	27710	QPSK	1	0	Band 2	20M	1960	900	23.42	23.43
	CA_2A-66A	Band 2	20M	1860	18700	QPSK	1	0	Band 66	20M	2155	66886	23.18	23.32
		Band 66	20M	1745	132322	QPSK	1	0	Band 2	20M	1960	900	23.21	23.31
	CA_2A-71A	Band 2	20M	1860	18700	QPSK	1	0	Band 71	10M	637	68786	23.15	23.32
		Band 71	10M	683	133322	QPSK	1	0	Band 2	20M	1960	900	23.35	23.42
	CA_4A-5A	Band 4	20M	1720	20050	QPSK	1	0	Band 5	10M	881.5	2525	23.20	23.30
		Band 5	10M	836.5	20525	QPSK	1	0	Band 4	20M	2132.5	2175	23.01	23.03
	CA_4A-7A	Band 4	20M	1720	20050	QPSK	1	0	Band 7	20M	2655	3100	23.23	23.30
		Band 7	20M	2510	20850	QPSK	1	0	Band 4	20M	2132.5	2175	23.48	23.64
	CA_4A-12A	Band 4	20M	1720	20050	QPSK	1	0	Band 12	10M	737.5	5095	23.15	23.30
		Band 12	10M	707.5	23095	QPSK	1	0	Band 4	20M	2132.5	2175	23.05	23.14
	CA_4A-13A	Band 4	20M	1720	20050	QPSK	1	0	Band 13	10M	751	5230	23.15	23.30
		Band 13	10M	782	23230	QPSK	1	0	Band 4	20M	2132.5	2175	23.01	23.08
	CA_4A-29A	Band 4	20M	1720	20050	QPSK	1	0	Band 29	10M	722.5	9715	23.01	23.30
	CA_4A-30A	Band 4	20M	1720	20050	QPSK	1	0	Band 30	10M	2355	9820	23.28	23.30
		Band 30	10M	2310	27710	QPSK	1	0	Band 4	20M	2132.5	2175	23.12	23.43
	CA_4A-66A	Band 4	20M	1720	20050	QPSK	1	0	Band 66	20M	2155	66886	23.25	23.30
		Band 66	20M	1745	132322	QPSK	1	0	Band 4	20M	2132.5	2175	23.15	23.31
	CA_4A-71A	Band 4	20M	1720	20050	QPSK	1	0	Band 71	10M	637	68786	23.18	23.30
		Band 71	10M	683	133322	QPSK	1	0	Band 4	20M	2132.5	2175	23.38	23.42
	CA_5A-7A	Band 5	10M	836.5	20525	QPSK	1	0	Band 7	20M	2655	3100	23.01	23.03
		Band 7	20M	2510	20850	QPSK	1	0	Band 5	10M	881.5	2525	23.45	23.64
	CA_5A-30A	Band 5	10M	836.5	20525	QPSK	1	0	Band 30	10M	2355	9820	23.01	23.03
		Band 30	10M	2310	27710	QPSK	1	0	Band 5	10M	881.5	2525	23.38	23.43
	CA_5A-66A	Band 5	10M	836.5	20525	QPSK	1	0	Band 66	20M	2155	66886	22.98	23.03
		Band 66	20M	1745	132322	QPSK	1	0	Band 5	10M	881.5	2525	23.15	23.31
	CA_5A-41A	Band 5	10M	836.5	20525	QPSK	1	0	Band 41	20M	2593	40620	22.96	23.03



		Band 41	20M	2593	40620	QPSK	1	0	Band 5	10M	881.5	2525	23.70	23.74		
	CA_7A-12A	Band 7	20M	2510	20850	QPSK	1	0	Band 12	10M	737.5	5095	23.40	23.64		
		Band 12	10M	707.5	23095	QPSK	1	0	Band 7	20M	2655	3100	22.98	23.14		
	CA_7A-66A	Band 7	20M	2510	20850	QPSK	1	0	Band 66	20M	2155	66886	23.62	23.64		
		Band 66	20M	1745	132322	QPSK	1	0	Band 7	20M	2655	3100	23.15	23.31		
	CA_12A-30A	Band 12	10M	707.5	23095	QPSK	1	0	Band 30	10M	2355	9820	23.08	23.14		
		Band 30	10M	2310	27710	QPSK	1	0	Band 12	10M	737.5	5095	23.35	23.43		
	CA_12A-66A	Band 12	10M	707.5	23095	QPSK	1	0	Band 66	20M	2155	66886	23.07	23.14		
		Band 66	20M	1745	132322	QPSK	1	0	Band 12	10M	737.5	5095	23.28	23.31		
	CA_13A-66A	Band 13	10M	782	23230	QPSK	1	0	Band 66	20M	2155	66886	23.01	23.08		
		Band 66	20M	1745	132322	QPSK	1	0	Band 13	10M	751	5230	23.25	23.31		
	CA_14A-30A	Band 14	10M	793	23330	QPSK	1	0	Band 30	10M	2355	9820	23.01	23.06		
		Band 30	10M	2310	27710	QPSK	1	0	Band 14	10M	763	5330	23.40	23.43		
	CA_14A-66A	Band 14	10M	793	23330	QPSK	1	0	Band 66	20M	2155	66886	23.06	23.06		
		Band 66	20M	1745	132322	QPSK	1	0	Band 14	10M	763	5330	23.28	23.31		
	CA_25A-26A	Band 25	20M	1860	26140	QPSK	1	0	Band 26	15M	876.5	8865	23.22	23.33		
		Band 26	15M	831.5	26865	QPSK	1	37	Band 25	20M	1962.5	8365	23.01	23.03		
	CA_25A-41A	Band 25	20M	1860	26140	QPSK	1	0	Band 41	20M	2593	40620	23.15	23.33		
		Band 41	20M	2593	40620	QPSK	1	0	Band 25	20M	1962.5	8365	23.63	23.74		
	CA_26A-41A	Band 26	15M	831.5	26865	QPSK	1	0	Band 41	20M	2593	40620	23.00	23.03		
		Band 41	20M	2593	40620	QPSK	1	0	Band 26	15M	876.5	8865	23.68	23.74		
	CA_29A-30A	Band 30	10M	2310	27710	QPSK	1	0	Band 29	10M	722.5	9715	23.41	23.43		
	CA_29A-66A	Band 66	20M	1745	132322	QPSK	1	0	Band 29	10M	722.5	9715	23.28	23.31		
	CA_30A-66A	Band 30	10M	2310	27710	QPSK	1	0	Band 66	20M	2155	66886	23.38	23.43		
Band 66		20M	1745	132322	QPSK	1	0	Band 30	10M	2355	9820	23.25	23.31			
CA_66A-71A	Band 71	10M	683	133322	QPSK	1	0	Band 66	20M	2155	66886	23.28	23.42			
	Band 66	20M	1745	132322	QPSK	1	0	Band 71	10M	637	68786	23.30	23.31			
Intra-Band	Contiguous	CA_2C	Band 2	20M	1860	18700	QPSK	1	0	Band 2	20M	1959.8	898	23.15	23.32	
		CA_5B	Band 5	10M	836.5	20525	QPSK	1	0	Band 5	10M	891.4	2624	23.15	23.03	
		CA_7B	Band 7	15M	2507.5	20825	QPSK	1	74	Band 7	5M	2631.8	2868	23.58	23.63	
		CA_7C	Band 7	20M	2510	20850	QPSK	1	0	Band 7	20M	2674.8	3298	23.51	23.64	
		CA_12B	Band 12	5M	701.5	23095	QPSK	1	0	Band 12	10M	744.7	5167	23.08	23.13	
		CA_41C	Band 41	20M	2593	40620	QPSK	1	0	Band 41	20M	2612.8	40818	23.68	23.74	
		CA_66B	Band 66	15M	1745	132322	QPSK	1	0	Band 66	5M	2164.3	66979	23.15	23.26	
		CA_66C	Band 66	20M	1745	132322	QPSK	1	0	Band 66	20M	2174.8	67084	23.28	23.31	
		Non-Contiguous	CA_2A-2A	Band 2	20M	1860	18700	QPSK	1	0	Band 2	5M	1987.5	1175	23.15	23.32
			CA_5A-5A	Band 5	10M	836.5	20525	QPSK	1	0	Band 5	5M	891.5	2625	22.98	23.03
CA_4A-4A	Band 4		20M	1720	20050	QPSK	1	0	Band 4	5M	2152.5	2375	23.05	23.30		
CA_7A-7A	Band 7		20M	2510	20850	QPSK	1	0	Band 7	5M	2687.5	3425	23.48	23.64		
CA_25A-25A	Band 25		20M	1860	26140	QPSK	1	0	Band 25	5M	1992.5	8665	23.15	23.33		
CA_41A-41A	Band 41		20M	2593	40620	QPSK	1	0	Band 41	5M	2687.5	41565	23.68	23.74		
CA_66A-66A	Band 66		20M	1745	132322	QPSK	1	0	Band 66	5M	2197.5	67311	23.09	23.31		



<Reduced Power Mode for P-Sensor On>

Configure	CA List	PCC							SCC				Power	
		LTE	BW	UL	UL	Mod.	UL#	UL	LTE	BW	DL	DL	With CA	Without CA
		Band	(MHz)	Freq.	Channel		RB	RB	Band	(MHz)	Freq.	Channel	Tx. Power	Tx. Power
				(MHz)		(MHz)					(dBm)			
Inter-Band	CA_2A-4A	Band 2	20M	1860	18700	QPSK	1	0	Band 4	20M	2132.5	2175	17.88	17.87
		Band 4	20M	1720	20050	QPSK	1	0	Band 2	20M	1960	900	16.85	16.89
	CA_2A-5A	Band 2	20M	1860	18700	QPSK	1	0	Band 5	10M	881.5	2525	17.85	17.87
		Band 5	10M	836.5	20525	QPSK	1	0	Band 2	20M	1960	900	23.00	23.03
	CA_2A-7A	Band 2	20M	1860	18700	QPSK	1	0	Band 7	20M	2655	3100	17.78	17.87
		Band 7	20M	2535	21100	QPSK	1	0	Band 2	20M	1960	900	20.01	20.06
	CA_2A-12A	Band 2	20M	1860	18700	QPSK	1	0	Band 12	10M	737.5	5095	17.85	17.87
		Band 12	10M	707.5	23095	QPSK	1	0	Band 2	20M	1960	900	23.08	23.14
	CA_2A-13A	Band 2	20M	1860	18700	QPSK	1	0	Band 13	10M	751	5230	17.81	17.87
		Band 13	10M	782	23230	QPSK	1	0	Band 2	20M	1960	900	23.01	23.08
	CA_2A-14A	Band 2	20M	1860	18700	QPSK	1	0	Band 14	10M	763	5330	17.88	17.87
		Band 14	10M	793	23330	QPSK	1	0	Band 2	10M	1960	900	23.01	23.06
	CA_2A-29A	Band 2	20M	1860	18700	QPSK	1	0	Band 29	10M	722.5	9715	17.84	17.87
	CA_2A-30A	Band 2	20M	1860	18700	QPSK	1	0	Band 30	10M	2355	9820	17.82	17.87
		Band 30	10M	2310	27710	QPSK	1	0	Band 2	20M	1960	900	22.01	22.07
	CA_2A-66A	Band 2	20M	1860	18700	QPSK	1	0	Band 66	20M	2155	66886	17.65	17.87
		Band 66	20M	1745	132322	QPSK	1	0	Band 2	20M	1960	900	16.80	16.89
	CA_2A-71A	Band 2	20M	1860	18700	QPSK	1	0	Band 71	10M	637	68786	17.84	17.87
		Band 71	10M	683	133322	QPSK	1	0	Band 2	20M	1960	900	23.35	23.42
	CA_4A-5A	Band 4	20M	1720	20050	QPSK	1	0	Band 5	10M	881.5	2525	16.85	16.89
		Band 5	10M	836.5	20525	QPSK	1	0	Band 4	20M	2132.5	2175	23.01	23.03
	CA_4A-7A	Band 4	20M	1720	20050	QPSK	1	0	Band 7	20M	2655	3100	16.78	16.89
		Band 7	20M	2535	21100	QPSK	1	0	Band 4	20M	2132.5	2175	20.01	20.06
	CA_4A-12A	Band 4	20M	1720	20050	QPSK	1	0	Band 12	10M	737.5	5095	16.85	16.89
		Band 12	10M	707.5	23095	QPSK	1	0	Band 4	20M	2132.5	2175	23.05	23.14
	CA_4A-13A	Band 4	20M	1720	20050	QPSK	1	0	Band 13	10M	751	5230	16.81	16.89
		Band 13	10M	782	23230	QPSK	1	0	Band 4	20M	2132.5	2175	23.01	23.08
	CA_4A-29A	Band 4	20M	1720	20050	QPSK	1	0	Band 29	10M	722.5	9715	16.85	16.89
	CA_4A-30A	Band 4	20M	1720	20050	QPSK	1	0	Band 30	10M	2355	9820	16.89	16.89
		Band 30	10M	2310	27710	QPSK	1	0	Band 4	20M	2132.5	2175	22.01	22.07
	CA_4A-66A	Band 4	20M	1720	20050	QPSK	1	0	Band 66	20M	2155	66886	16.85	16.89
		Band 66	20M	1745	132322	QPSK	1	0	Band 4	20M	2132.5	2175	16.78	16.89
	CA_4A-71A	Band 4	20M	1720	20050	QPSK	1	0	Band 71	10M	637	68786	16.66	16.89
		Band 71	10M	683	133322	QPSK	1	0	Band 4	20M	2132.5	2175	23.38	23.42
	CA_5A-7A	Band 5	10M	836.5	20525	QPSK	1	0	Band 7	20M	2655	3100	23.01	23.03
		Band 7	20M	2535	21100	QPSK	1	0	Band 5	10M	881.5	2525	19.98	20.06
	CA_5A-30A	Band 5	10M	836.5	20525	QPSK	1	0	Band 30	10M	2355	9820	23.01	23.03
		Band 30	10M	2310	27710	QPSK	1	0	Band 5	10M	881.5	2525	22.01	22.07
	CA_5A-66A	Band 5	10M	836.5	20525	QPSK	1	0	Band 66	20M	2155	66886	22.98	23.03
		Band 66	20M	1745	132322	QPSK	1	0	Band 5	10M	881.5	2525	16.78	16.89
	CA_5A-41A	Band 5	10M	836.5	20525	QPSK	1	0	Band 41	20M	2593	40620	22.96	23.03



		Band 41	20M	2593	40620	QPSK	1	0	Band 5	10M	881.5	2525	23.70	23.74	
	CA_7A-12A	Band 7	20M	2535	21100	QPSK	1	0	Band 12	10M	737.5	5095	20.00	20.06	
		Band 12	10M	707.5	23095	QPSK	1	0	Band 7	20M	2655	3100	22.98	23.14	
	CA_7A-66A	Band 7	20M	2535	21100	QPSK	1	0	Band 66	20M	2155	66886	19.99	20.06	
		Band 66	20M	1745	132322	QPSK	1	0	Band 7	20M	2655	3100	16.85	16.89	
	CA_12A-30A	Band 12	10M	707.5	23095	QPSK	1	0	Band 30	10M	2355	9820	23.08	23.14	
		Band 30	10M	2310	27710	QPSK	1	0	Band 12	10M	737.5	5095	19.90	22.07	
	CA_12A-66A	Band 12	10M	707.5	23095	QPSK	1	0	Band 66	20M	2155	66886	23.07	23.14	
		Band 66	20M	1745	132322	QPSK	1	0	Band 12	10M	737.5	5095	16.85	16.89	
	CA_13A-66A	Band 13	10M	782	23230	QPSK	1	0	Band 66	20M	2155	66886	23.01	23.08	
		Band 66	20M	1745	132322	QPSK	1	0	Band 13	10M	751	5230	16.81	16.89	
	CA_14A-30A	Band 14	10M	793	23330	QPSK	1	0	Band 30	10M	2355	9820	23.01	23.06	
		Band 30	10M	2310	27710	QPSK	1	0	Band 14	10M	763	5330	22.01	22.07	
	CA_14A-66A	Band 14	10M	793	23330	QPSK	1	0	Band 66	20M	2155	66886	23.06	23.06	
		Band 66	20M	1745	132322	QPSK	1	0	Band 14	10M	763	5330	16.85	16.89	
	CA_25A-26A	Band 25	20M	1880	26340	QPSK	1	0	Band 26	15M	876.5	8865	17.88	17.98	
		Band 26	15M	831.5	26865	QPSK	1	37	Band 25	20M	1962.5	8365	23.01	23.03	
	CA_25A-41A	Band 25	20M	1880	26340	QPSK	1	0	Band 41	20M	2593	40620	17.91	17.98	
		Band 41	20M	2593	40620	QPSK	1	0	Band 25	20M	1962.5	8365	23.63	23.74	
	CA_26A-41A	Band 26	15M	831.5	26865	QPSK	1	0	Band 41	20M	2593	40620	23.00	23.03	
		Band 41	20M	2593	40620	QPSK	1	0	Band 26	15M	876.5	8865	23.68	23.74	
	CA_29A-30A	Band 30	10M	2310	27710	QPSK	1	0	Band 29	10M	722.5	9715	22.05	22.07	
	CA_29A-66A	Band 66	20M	1745	132322	QPSK	1	0	Band 29	10M	722.5	9715	16.85	16.89	
	CA_30A-66A	Band 30	10M	2310	27710	QPSK	1	0	Band 66	20M	2155	66886	22.01	22.07	
Band 66		20M	1745	132322	QPSK	1	0	Band 30	10M	2355	9820	16.88	16.89		
CA_66A-71A	Band 71	10M	683	133322	QPSK	1	0	Band 66	20M	2155	66886	23.28	23.42		
	Band 66	20M	1745	132322	QPSK	1	0	Band 71	10M	637	68786	16.85	16.89		
Intra-Band	Contiguous	CA_2C	Band 2	20M	1860	18700	QPSK	1	0	Band 2	20M	1959.8	898	17.65	17.87
		CA_5B	Band 5	10M	836.5	20525	QPSK	1	0	Band 5	10M	891.4	2624	23.15	23.03
		CA_7B	Band 7	15M	2507.5	20825	64QAM	1	74	Band 7	5M	2631.8	2868	20.01	20.04
		CA_7C	Band 7	20M	2535	21100	QPSK	1	0	Band 7	20M	2674.8	3298	20.05	20.06
		CA_12B	Band 12	5M	701.5	23095	QPSK	1	0	Band 12	10M	744.7	5167	23.08	23.13
		CA_41C	Band 41	20M	2593	40620	QPSK	1	0	Band 41	20M	2612.8	40818	23.68	23.74
		CA_66B	Band 66	15M	1717.5	132047	16QAM	1	0	Band 66	5M	2164.3	66979	16.82	16.86
		CA_66C	Band 66	20M	1745	132322	QPSK	1	0	Band 66	20M	2174.8	67084	16.80	16.89
Non-Contiguous	CA_2A-2A	Band 2	20M	1860	18700	QPSK	1	0	Band 2	5M	1987.5	1175	17.77	17.87	
	CA_5A-5A	Band 5	10M	836.5	20525	QPSK	1	0	Band 5	5M	891.5	2625	22.98	23.03	
	CA_4A-4A	Band 4	20M	1720	20050	QPSK	1	0	Band 4	5M	2152.5	2375	16.85	16.89	
	CA_7A-7A	Band 7	20M	2535	21100	QPSK	1	0	Band 7	5M	2687.5	3425	20.05	20.06	
	CA_25A-25A	Band 25	20M	1860	26140	QPSK	1	0	Band 25	5M	1992.5	8665	23.15	23.33	
	CA_41A-41A	Band 41	20M	2593	40620	QPSK	1	0	Band 41	5M	2687.5	41565	23.68	23.74	
	CA_66A-66A	Band 66	20M	1745	132322	QPSK	1	0	Band 66	5M	2197.5	67311	16.81	16.89	



<Reduced Power Mode for Hotspot On>

Configure	CA List	PCC							SCC				Power	
		LTE	BW	UL	UL	Mod.	UL#	UL	LTE	BW	DL	DL	With CA	Without CA
		Band	(MHz)	Freq.	Channel		RB	RB	Offset	Band	(MHz)	Freq.	Channel	Tx. Power
				(MHz)		(MHz)						(dBm)		(dBm)
Inter-Band	CA_2A-4A	Band 2	20M	1860	18700	QPSK	1	0	Band 4	20M	2132.5	2175	15.31	15.35
		Band 4	20M	1720	20050	QPSK	1	0	Band 2	20M	1960	900	14.58	14.58
	CA_2A-5A	Band 2	20M	1860	18700	QPSK	1	0	Band 5	10M	881.5	2525	15.28	15.35
		Band 5	10M	836.5	20525	QPSK	1	0	Band 2	20M	1960	900	23.00	23.03
	CA_2A-7A	Band 2	20M	1860	18700	QPSK	1	0	Band 7	20M	2655	3100	15.21	15.35
		Band 7	20M	2535	21100	QPSK	1	0	Band 2	20M	1960	900	20.01	20.06
	CA_2A-12A	Band 2	20M	1860	18700	QPSK	1	0	Band 12	10M	737.5	5095	15.28	15.35
		Band 12	10M	707.5	23095	QPSK	1	0	Band 2	20M	1960	900	23.08	23.14
	CA_2A-13A	Band 2	20M	1860	18700	QPSK	1	0	Band 13	10M	751	5230	15.15	15.35
		Band 13	10M	782	23230	QPSK	1	0	Band 2	20M	1960	900	23.01	23.08
	CA_2A-14A	Band 2	20M	1860	18700	QPSK	1	0	Band 14	10M	763	5330	15.31	15.35
		Band 14	10M	793	23330	QPSK	1	0	Band 2	10M	1960	900	23.01	23.06
	CA_2A-29A	Band 2	20M	1860	18700	QPSK	1	0	Band 29	10M	722.5	9715	15.30	15.35
	CA_2A-30A	Band 2	20M	1860	18700	QPSK	1	0	Band 30	10M	2355	9820	15.28	15.35
		Band 30	10M	2310	27710	QPSK	1	0	Band 2	20M	1960	900	22.06	22.07
	CA_2A-66A	Band 2	20M	1860	18700	QPSK	1	0	Band 66	20M	2155	66886	15.15	15.35
		Band 66	20M	1745	132322	QPSK	1	0	Band 2	20M	1960	900	14.81	14.88
	CA_2A-71A	Band 2	20M	1860	18700	QPSK	1	0	Band 71	10M	637	68786	15.23	15.35
		Band 71	10M	683	133322	QPSK	1	0	Band 2	20M	1960	900	23.35	23.42
	CA_4A-5A	Band 4	20M	1720	20050	QPSK	1	0	Band 5	10M	881.5	2525	14.48	14.58
		Band 5	10M	836.5	20525	QPSK	1	0	Band 4	20M	2132.5	2175	23.01	23.03
	CA_4A-7A	Band 4	20M	1720	20050	QPSK	1	0	Band 7	20M	2655	3100	14.50	14.58
		Band 7	20M	2535	21100	QPSK	1	0	Band 4	20M	2132.5	2175	19.88	20.06
	CA_4A-12A	Band 4	20M	1720	20050	QPSK	1	0	Band 12	10M	737.5	5095	14.48	14.58
		Band 12	10M	707.5	23095	QPSK	1	0	Band 4	20M	2132.5	2175	23.05	23.14
	CA_4A-13A	Band 4	20M	1720	20050	QPSK	1	0	Band 13	10M	751	5230	14.51	14.58
		Band 13	10M	782	23230	QPSK	1	0	Band 4	20M	2132.5	2175	23.01	23.08
	CA_4A-29A	Band 4	20M	1720	20050	QPSK	1	0	Band 29	10M	722.5	9715	14.28	14.58
	CA_4A-30A	Band 4	20M	1720	20050	QPSK	1	0	Band 30	10M	2355	9820	14.38	14.58
		Band 30	10M	2310	27710	QPSK	1	0	Band 4	20M	2132.5	2175	22.05	22.07
CA_4A-66A	Band 4	20M	1720	20050	QPSK	1	0	Band 66	20M	2155	66886	14.52	14.58	
	Band 66	20M	1745	132322	QPSK	1	0	Band 4	20M	2132.5	2175	14.81	14.88	
CA_4A-71A	Band 4	20M	1720	20050	QPSK	1	0	Band 71	10M	637	68786	14.48	14.58	
	Band 71	10M	683	133322	QPSK	1	0	Band 4	20M	2132.5	2175	23.38	23.42	
CA_5A-7A	Band 5	10M	836.5	20525	QPSK	1	0	Band 7	20M	2655	3100	23.01	23.03	
	Band 7	20M	2535	21100	QPSK	1	0	Band 5	10M	881.5	2525	20.01	20.06	
CA_5A-30A	Band 5	10M	836.5	20525	QPSK	1	0	Band 30	10M	2355	9820	23.01	23.03	
	Band 30	10M	2310	27710	QPSK	1	0	Band 5	10M	881.5	2525	22.05	22.07	
CA_5A-66A	Band 5	10M	836.5	20525	QPSK	1	0	Band 66	20M	2155	66886	22.98	23.03	



		Band 66	20M	1745	132322	QPSK	1	0	Band 5	10M	881.5	2525	14.78	14.88	
	CA_5A-41A	Band 5	10M	836.5	20525	QPSK	1	0	Band 41	20M	2593	40620	22.96	23.03	
		Band 41	20M	2593	40620	QPSK	1	0	Band 5	10M	881.5	2525	23.70	23.74	
	CA_7A-12A	Band 7	20M	2535	21100	QPSK	1	0	Band 12	10M	737.5	5095	19.85	20.06	
		Band 12	10M	707.5	23095	QPSK	1	0	Band 7	20M	2655	3100	22.98	23.14	
	CA_7A-66A	Band 7	20M	2535	21100	QPSK	1	0	Band 66	20M	2155	66886	19.91	20.06	
		Band 66	20M	1745	132322	QPSK	1	0	Band 7	20M	2655	3100	14.81	14.88	
	CA_12A-30A	Band 12	10M	707.5	23095	QPSK	1	0	Band 30	10M	2355	9820	23.08	23.14	
		Band 30	10M	2310	27710	QPSK	1	0	Band 12	10M	737.5	5095	22.05	22.07	
	CA_12A-66A	Band 12	10M	707.5	23095	QPSK	1	0	Band 66	20M	2155	66886	23.07	23.14	
		Band 66	20M	1745	132322	QPSK	1	0	Band 12	10M	737.5	5095	14.81	14.88	
	CA_13A-66A	Band 13	10M	782	23230	QPSK	1	0	Band 66	20M	2155	66886	23.01	23.08	
		Band 66	20M	1745	132322	QPSK	1	0	Band 13	10M	751	5230	14.78	14.88	
	CA_14A-30A	Band 14	10M	793	23330	QPSK	1	0	Band 30	10M	2355	9820	23.01	23.06	
		Band 30	10M	2310	27710	QPSK	1	0	Band 14	10M	763	5330	21.98	22.07	
	CA_14A-66A	Band 14	10M	793	23330	QPSK	1	0	Band 66	20M	2155	66886	23.06	23.06	
		Band 66	20M	1745	132322	QPSK	1	0	Band 14	10M	763	5330	14.80	14.88	
	CA_25A-26A	Band 25	20M	1880	26340	QPSK	1	0	Band 26	15M	876.5	8865	15.27	15.31	
		Band 26	15M	831.5	26865	QPSK	1	37	Band 25	20M	1962.5	8365	23.01	23.03	
	CA_25A-41A	Band 25	20M	1880	26340	QPSK	1	0	Band 41	20M	2593	40620	15.30	15.31	
		Band 41	20M	2593	40620	QPSK	1	0	Band 25	20M	1962.5	8365	23.63	23.74	
	CA_26A-41A	Band 26	15M	831.5	26865	QPSK	1	0	Band 41	20M	2593	40620	23.00	23.03	
		Band 41	20M	2593	40620	QPSK	1	0	Band 26	15M	876.5	8865	23.68	23.74	
	CA_29A-30A	Band 30	10M	2310	27710	QPSK	1	0	Band 29	10M	722.5	9715	22.01	22.07	
	CA_29A-66A	Band 66	20M	1745	132322	QPSK	1	0	Band 29	10M	722.5	9715	14.78	14.88	
	CA_30A-66A	Band 30	10M	2310	27710	QPSK	1	0	Band 66	20M	2155	66886	23.38	22.07	
		Band 66	20M	1745	132322	QPSK	1	0	Band 30	10M	2355	9820	14.85	14.88	
	CA_66A-71A	Band 71	10M	683	133322	QPSK	1	0	Band 66	20M	2155	66886	23.28	23.42	
		Band 66	20M	1745	132322	QPSK	1	0	Band 71	10M	637	68786	14.81	14.88	
	Intra-Band	Contiguous	CA_2C	Band 2	20M	1860	18700	QPSK	1	0	Band 2	20M	1959.8	898	15.31
CA_5B			Band 5	10M	836.5	20525	QPSK	1	0	Band 5	10M	891.4	2624	23.15	23.03
CA_7B			Band 7	15M	2507.5	20825	64QAM	1	74	Band 7	5M	2631.8	2868	19.98	20.04
CA_7C			Band 7	20M	2535	21100	QPSK	1	0	Band 7	20M	2674.8	3298	19.92	20.06
CA_12B			Band 12	5M	701.5	23095	QPSK	1	0	Band 12	10M	744.7	5167	23.08	23.13
CA_41C			Band 41	20M	2593	40620	QPSK	1	0	Band 41	20M	2612.8	40818	23.68	23.74
CA_66B			Band 66	15M	1717.5	132597	64QAM	1	0	Band 66	5M	2145.7	66793	14.75	14.79
CA_66C			Band 66	20M	1745	132322	QPSK	1	0	Band 66	20M	2174.8	67084	14.81	14.88
Non-Contiguous		CA_2A-2A	Band 2	20M	1860	18700	QPSK	1	0	Band 2	5M	1987.5	1175	15.21	15.35
		CA_5A-5A	Band 5	10M	836.5	20525	QPSK	1	0	Band 5	5M	891.5	2625	22.98	23.03
		CA_4A-4A	Band 4	20M	1720	20050	QPSK	1	0	Band 4	5M	2152.5	2375	14.48	14.58
		CA_7A-7A	Band 7	20M	2535	21100	QPSK	1	0	Band 7	5M	2687.5	3425	19.85	20.06
		CA_25A-25A	Band 25	20M	1860	26140	QPSK	1	0	Band 25	5M	1992.5	8665	23.15	23.33
		CA_41A-41A	Band 41	20M	2593	40620	QPSK	1	0	Band 41	5M	2687.5	41565	23.68	23.74
CA_66A-66A	Band 66	20M	1745	132322	QPSK	1	0	Band 66	5M	2197.5	67311	14.95	14.88		



<Reduced Power Mode for Handheld On>

Configure	CA List	PCC							SCC				Power	
		LTE	BW	UL	UL	Mod.	UL#	UL	LTE	BW	DL	DL	With CA	Without CA
		Band	(MHz)	Freq.	Channel		RB	RB	Band	(MHz)	Freq.	Channel	Tx. Power	Tx. Power
				(MHz)	(MHz)	(MHz)					(dBm)			
Inter-Band	CA_2A-4A	Band 2	20M	1860	18700	QPSK	1	0	Band 4	20M	2132.5	2175	19.28	19.32
		Band 4	20M	1720	20050	QPSK	1	0	Band 2	20M	1960	900	18.51	18.52
	CA_2A-5A	Band 2	20M	1860	18700	QPSK	1	0	Band 5	10M	881.5	2525	19.26	19.32
		Band 5	10M	836.5	20525	QPSK	1	0	Band 2	20M	1960	900	23.00	23.03
	CA_2A-7A	Band 2	20M	1860	18700	QPSK	1	0	Band 7	20M	2655	3100	19.25	19.32
		Band 7	20M	2535	21100	QPSK	1	0	Band 2	20M	1960	900	21.05	21.10
	CA_2A-12A	Band 2	20M	1860	18700	QPSK	1	0	Band 12	10M	737.5	5095	19.27	19.32
		Band 12	10M	707.5	23095	QPSK	1	0	Band 2	20M	1960	900	23.08	23.14
	CA_2A-13A	Band 2	20M	1860	18700	QPSK	1	0	Band 13	10M	751	5230	19.29	19.32
		Band 13	10M	782	23230	QPSK	1	0	Band 2	20M	1960	900	23.01	23.08
	CA_2A-14A	Band 2	20M	1860	18700	QPSK	1	0	Band 14	10M	763	5330	19.27	19.32
		Band 14	10M	793	23330	QPSK	1	0	Band 2	10M	1960	900	23.01	23.06
	CA_2A-29A	Band 2	20M	1860	18700	QPSK	1	0	Band 29	10M	722.5	9715	19.05	19.32
	CA_2A-30A	Band 2	20M	1860	18700	QPSK	1	0	Band 30	10M	2355	9820	19.25	19.32
		Band 30	10M	2310	27710	QPSK	1	0	Band 2	20M	1960	900	22.01	22.07
	CA_2A-66A	Band 2	20M	1860	18700	QPSK	1	0	Band 66	20M	2155	66886	19.38	19.32
		Band 66	20M	1745	132322	QPSK	1	0	Band 2	20M	1960	900	18.66	18.70
	CA_2A-71A	Band 2	20M	1860	18700	QPSK	1	0	Band 71	10M	637	68786	19.35	19.32
		Band 71	10M	683	133322	QPSK	1	0	Band 2	20M	1960	900	23.35	23.42
	CA_4A-5A	Band 4	20M	1720	20050	QPSK	1	0	Band 5	10M	881.5	2525	18.48	18.52
		Band 5	10M	836.5	20525	QPSK	1	0	Band 4	20M	2132.5	2175	23.01	23.03
	CA_4A-7A	Band 4	20M	1720	20050	QPSK	1	0	Band 7	20M	2655	3100	18.51	18.52
		Band 7	20M	2535	21100	QPSK	1	0	Band 4	20M	2132.5	2175	21.08	21.10
	CA_4A-12A	Band 4	20M	1720	20050	QPSK	1	0	Band 12	10M	737.5	5095	18.56	18.52
		Band 12	10M	707.5	23095	QPSK	1	0	Band 4	20M	2132.5	2175	23.05	23.14
	CA_4A-13A	Band 4	20M	1720	20050	QPSK	1	0	Band 13	10M	751	5230	18.48	18.52
		Band 13	10M	782	23230	QPSK	1	0	Band 4	20M	2132.5	2175	23.01	23.08
	CA_4A-29A	Band 4	20M	1720	20050	QPSK	1	0	Band 29	10M	722.5	9715	18.41	18.52
	CA_4A-30A	Band 4	20M	1720	20050	QPSK	1	0	Band 30	10M	2355	9820	18.42	18.52
		Band 30	10M	2310	27710	QPSK	1	0	Band 4	20M	2132.5	2175	22.06	22.07
	CA_4A-66A	Band 4	20M	1720	20050	QPSK	1	0	Band 66	20M	2155	66886	18.48	18.52
		Band 66	20M	1745	132322	QPSK	1	0	Band 4	20M	2132.5	2175	18.58	18.70
	CA_4A-71A	Band 4	20M	1720	20050	QPSK	1	0	Band 71	10M	637	68786	18.42	18.52
		Band 71	10M	683	133322	QPSK	1	0	Band 4	20M	2132.5	2175	23.38	23.42
	CA_5A-7A	Band 5	10M	836.5	20525	QPSK	1	0	Band 7	20M	2655	3100	23.01	23.03
		Band 7	20M	2535	21100	QPSK	1	0	Band 5	10M	881.5	2525	21.12	21.10
	CA_5A-30A	Band 5	10M	836.5	20525	QPSK	1	0	Band 30	10M	2355	9820	23.01	23.03
		Band 30	10M	2310	27710	QPSK	1	0	Band 5	10M	881.5	2525	22.04	22.07
	CA_5A-66A	Band 5	10M	836.5	20525	QPSK	1	0	Band 66	20M	2155	66886	22.98	23.03
		Band 66	20M	1745	132322	QPSK	1	0	Band 5	10M	881.5	2525	18.65	18.70



	CA_5A-41A	Band 5	10M	836.5	20525	QPSK	1	0	Band 41	20M	2593	40620	22.96	23.03		
		Band 41	20M	2593	40620	QPSK	1	0	Band 5	10M	881.5	2525	23.70	23.74		
	CA_7A-12A	Band 7	20M	2535	21100	QPSK	1	0	Band 12	10M	737.5	5095	21.05	21.10		
		Band 12	10M	707.5	23095	QPSK	1	0	Band 7	20M	2655	3100	22.98	23.14		
	CA_7A-66A	Band 7	20M	2535	21100	QPSK	1	0	Band 66	20M	2155	66886	21.09	21.10		
		Band 66	20M	1745	132322	QPSK	1	0	Band 7	20M	2655	3100	18.65	18.70		
	CA_12A-30A	Band 12	10M	707.5	23095	QPSK	1	0	Band 30	10M	2355	9820	23.08	23.14		
		Band 30	10M	2310	27710	QPSK	1	0	Band 12	10M	737.5	5095	22.01	22.07		
	CA_12A-66A	Band 12	10M	707.5	23095	QPSK	1	0	Band 66	20M	2155	66886	23.07	23.14		
		Band 66	20M	1745	132322	QPSK	1	0	Band 12	10M	737.5	5095	18.63	18.70		
	CA_13A-66A	Band 13	10M	782	23230	QPSK	1	0	Band 66	20M	2155	66886	23.01	23.08		
		Band 66	20M	1745	132322	QPSK	1	0	Band 13	10M	751	5230	18.61	18.70		
	CA_14A-30A	Band 14	10M	793	23330	QPSK	1	0	Band 30	10M	2355	9820	23.01	23.06		
		Band 30	10M	2310	27710	QPSK	1	0	Band 14	10M	763	5330	22.01	22.07		
	CA_14A-66A	Band 14	10M	793	23330	QPSK	1	0	Band 66	20M	2155	66886	23.06	23.06		
		Band 66	20M	1745	132322	QPSK	1	0	Band 14	10M	763	5330	18.56	18.70		
	CA_25A-26A	Band 25	20M	1860	26140	QPSK	1	0	Band 26	15M	876.5	8865	19.15	19.30		
		Band 26	15M	831.5	26865	QPSK	1	37	Band 25	20M	1962.5	8365	23.01	23.03		
	CA_25A-41A	Band 25	20M	1860	26140	QPSK	1	0	Band 41	20M	2593	40620	19.28	19.30		
		Band 41	20M	2593	40620	QPSK	1	0	Band 25	20M	1962.5	8365	23.63	23.74		
	CA_26A-41A	Band 26	15M	831.5	26865	QPSK	1	0	Band 41	20M	2593	40620	23.00	23.03		
		Band 41	20M	2593	40620	QPSK	1	0	Band 26	15M	876.5	8865	23.68	23.74		
	CA_29A-30A	Band 30	10M	2310	27710	QPSK	1	0	Band 29	10M	722.5	9715	22.01	22.07		
	CA_29A-66A	Band 66	20M	1745	132322	QPSK	1	0	Band 29	10M	722.5	9715	18.65	18.70		
	CA_30A-66A	Band 30	10M	2310	27710	QPSK	1	0	Band 66	20M	2155	66886	22.06	22.07		
		Band 66	20M	1745	132322	QPSK	1	0	Band 30	10M	2355	9820	18.70	18.70		
	CA_66A-71A	Band 71	10M	683	133322	QPSK	1	0	Band 66	20M	2155	66886	23.28	23.42		
		Band 66	20M	1745	132322	QPSK	1	0	Band 71	10M	637	68786	18.63	18.70		
	Intra-Band	Contiguous	CA_2C	Band 2	20M	1860	18700	QPSK	1	0	Band 2	20M	1959.8	898	19.15	19.32
			CA_5B	Band 5	10M	836.5	20525	QPSK	1	0	Band 5	10M	891.4	2624	23.15	23.03
CA_7B			Band 7	15M	2562.5	21375	16QAM	1	74	Band 7	5M	2613.2	2682	23.58	21.06	
CA_7C			Band 7	20M	2535	21100	QPSK	1	0	Band 7	20M	2674.8	3298	21.04	21.10	
CA_12B			Band 12	5M	701.5	23095	QPSK	1	0	Band 12	10M	744.7	5167	23.08	23.13	
CA_41C			Band 41	20M	2593	40620	QPSK	1	0	Band 41	20M	2612.8	40818	23.68	23.74	
CA_66B			Band 66	15M	1772.5	132597	16QAM	1	74	Band 66	5M	2164.3	66979	16.58	18.63	
CA_66C		Band 66	20M	1745	132322	QPSK	1	0	Band 66	20M	2174.8	67084	18.65	18.70		
Non-Contiguous		CA_2A-2A	Band 2	20M	1860	18700	QPSK	1	0	Band 2	5M	1987.5	1175	19.28	19.32	
		CA_5A-5A	Band 5	10M	836.5	20525	QPSK	1	0	Band 5	5M	891.5	2625	22.98	23.03	
		CA_4A-4A	Band 4	20M	1720	20050	QPSK	1	0	Band 4	5M	2152.5	2375	18.48	18.52	
		CA_7A-7A	Band 7	20M	2535	21100	QPSK	1	0	Band 7	5M	2687.5	3425	21.05	21.10	
		CA_25A-25A	Band 25	20M	1860	26140	QPSK	1	0	Band 25	5M	1992.5	8665	23.15	23.33	
		CA_41A-41A	Band 41	20M	2593	40620	QPSK	1	0	Band 41	5M	2687.5	41565	23.68	23.74	
	CA_66A-66A	Band 66	20M	1745	132322	QPSK	1	0	Band 66	5M	2197.5	67311	18.66	18.70		

LTE Carrier Aggregation Conducted Power (Uplink)

1. This device supports uplink carrier aggregation for LTE CA_5B/CA_41C with a maximum of two 20MHz component carriers. For intra band contiguous carrier aggregation scenarios, 3GPP 36.101 Table 6.2.2A-1 specifies that the aggregate maximum allowed output power is equivalent to the single carrier scenario. For the non-contiguously allocated resource blocks which the MPR level is determined by various RB separation and RB sizes requirement, and the allowed MPR levels, settings and the conducted powers are permanently implemented in this device per the 3GPP 36.36.101 section 6.2.3A.1.3 requirements.
2. According to FCC guidance, the output power with uplink CA active was measured for the high / middle / low channel configuration with the highest reported SAR for each exposure condition, the power was measured with wideband signal integration over both component carriers.
3. In applying the power measurement procedures of KDB 941225 D05A for DL CA to qualify for UL SAR test exclusion, power measurement is required only for the subset in each row with the largest combination of frequency bands and CCs
4. Maximum output power measurement is required for each UL CA configuration for the required test channels described in KDB 941225 D05. The required test channel should be associated with the UL PCC. For channels at the ends of a frequency band, the SCC and subsequent CCs are added to the side within the transmission band. Otherwise, the CCs should be added alternatively to either side of the PCC.





<Full Power Mode>

CA_41C										
Combination 20MHz+20MHz (100RB+100RB)										
PCC Channel	SCC Channel	Modulation	PCC		SCC		Total RB Size	Target MPR Level (dB)	Measured Power (dBm)	Tune up Power (dBm)
			RB Size	RB offset	RB Size	RB offset				
39750	39948	QPSK	1	0	0	0	1	0	23.26	24
40185	39987	QPSK	1	0	0	0	1	0	23.54	24
40620	40422	QPSK	1	0	0	0	1	0	23.66	24
41055	40857	QPSK	1	0	0	0	1	0	23.63	24
41490	41292	QPSK	1	0	0	0	1	0	23.44	24

CA_5B										
Combination 20MHz+20MHz (100RB+100RB)										
PCC Channel	SCC Channel	Modulation	PCC		SCC		Total RB Size	Target MPR Level (dB)	Measured Power (dBm)	Tune up Power (dBm)
			RB Size	RB offset	RB Size	RB offset				
20450	20549	QPSK	1	0	0	0	1	0	23.01	24
20476	20575	QPSK	1	0	0	0	1	0	23.02	24
20501	20600	QPSK	1	0	0	0	1	0	22.99	24



<Reduced Power Mode for P-Sensor On/Hotspot On>

CA_41C										
Combination 20MHz+20MHz (100RB+100RB)										
PCC Channel	SCC Channel	Modulation	PCC		SCC		Total RB Size	Target MPR Level (dB)	Measured Power (dBm)	Tune up Power (dBm)
			RB Size	RB offset	RB Size	RB offset				
39750	39948	QPSK	1	0	0	0	1	0	22.63	23.5
40185	39987	QPSK	1	0	0	0	1	0	22.74	23.5
40620	40422	QPSK	1	0	0	0	1	0	22.95	23.5
41055	40857	QPSK	1	0	0	0	1	0	22.85	23.5
41490	41292	QPSK	1	0	0	0	1	0	22.91	23.5



<WLAN Conducted Power>

General Note:

1. Per KDB 248227 D01v02r02, SAR test reduction is determined according to 802.11 transmission mode configurations and certain exposure conditions with multiple test positions. In the 2.4 GHz band, separate SAR procedures are applied to DSSS and OFDM configurations to simplify DSSS test requirements. For OFDM, in both 2.4 and 5 GHz bands, an initial test configuration must be determined for each standalone and aggregated frequency band, according to the transmission mode configuration with the highest maximum output power specified for production units to perform SAR measurements. If the same highest maximum output power applies to different combinations of channel bandwidths, modulations and data rates, additional procedures are applied to determine which test configurations require SAR measurement. When applicable, an initial test position may be applied to reduce the number of SAR measurements required for next to the ear, UMPC mini-tablet or hotspot mode configurations with multiple test positions.
2. For 2.4 GHz 802.11b DSSS, either the initial test position procedure for multiple exposure test positions or the DSSS procedure for fixed exposure position is applied; these are mutually exclusive. For 2.4 GHz and 5 GHz OFDM configurations, the initial test configuration is applied to measure SAR using either the initial test position procedure for multiple exposure test position configurations or the initial test configuration procedures for fixed exposure test conditions. Based on the reported SAR of the measured configurations and maximum output power of the transmission mode configurations that are not included in the initial test configuration, the subsequent test configuration and initial test position procedures are applied to determine if SAR measurements are required for the remaining OFDM transmission configurations. In general, the number of test channels that require SAR measurement is minimized based on maximum output power measured for the test sample(s).
3. For OFDM transmission configurations in the 2.4 GHz and 5 GHz bands, When the same maximum power is specified for multiple transmission modes in a frequency band, the largest channel bandwidth, lowest order modulation, lowest data rate and lowest order 802.11a/g/n/ac mode is used for SAR measurement, on the highest measured output power channel for each frequency band.
4. DSSS and OFDM configurations are considered separately according to the required SAR procedures. SAR is measured in the initial test position using the 802.11 transmission mode configuration required by the DSSS procedure or initial test configuration and subsequent test configuration(s) according to the OFDM procedures.18 The initial test position procedure is described in the following:
 - a. When the reported SAR of the initial test position is ≤ 0.4 W/kg, further SAR measurement is not required for the other test positions in that exposure configuration and 802.11 transmission mode combinations within the frequency band or aggregated band.
 - b. When the reported SAR of the test position is > 0.4 W/kg, SAR is repeated for the 802.11 transmission mode configuration tested in the initial test position to measure the subsequent next closet/smallest test separation distance and maximum coupling test position on the highest maximum output power channel, until the report SAR is ≤ 0.8 W/kg or all required test position are tested.
 - c. For all positions/configurations, when the reported SAR is > 0.8 W/kg, SAR is measured for these test positions/configurations on the subsequent next highest measured output power channel(s) until the reported SAR is ≤ 1.2 W/kg or all required channels are tested.



<Full Power Mode>

<2.4GHz WLAN>

	Mode	Channel	Frequency (MHz)	Average power (dBm)	Tune-Up Limit	Duty Cycle %
2.4GHz WLAN	802.11b 1Mbps	1	2412	20.78	22.50	98.95
		6	2437	20.84	22.50	
		11	2462	20.92	22.50	
	802.11g 6Mbps	1	2412	20.07	21.50	98.26
		6	2437	20.20	21.50	
		11	2462	20.17	21.50	
	802.11n-HT20 MCS0	1	2412	19.32	20.50	98.14
		6	2437	19.42	20.50	
		11	2462	19.52	20.50	



<5GHz WLAN>

	Mode	Channel	Frequency (MHz)	Average power (dBm)	Tune-Up Limit	Duty Cycle %
5.2GHz WLAN	802.11a 6Mbps	36	5180	17.54	19.00	98.26
		40	5200	17.40	19.00	
		44	5220	17.20	19.00	
		48	5240	17.03	19.00	
	802.11n-HT20 MCS0	36	5180	17.77	19.00	98.14
		40	5200	17.68	19.00	
		44	5220	17.47	19.00	
	802.11n-HT40 MCS0	38	5190	18.40	20.00	96.30
		46	5230	18.06	20.00	
	802.11ac-VHT20 MCS0	36	5180	17.73	19.00	98.15
		40	5200	17.74	19.00	
		44	5220	17.57	19.00	
		48	5240	17.43	19.00	
	802.11ac-VHT40 MCS0	38	5190	17.59	19.00	96.30
		46	5230	17.48	19.00	
	802.11ac-VHT80 MCS0	42	5210	14.28	16.00	92.71



	Mode	Channel	Frequency (MHz)	Average power (dBm)	Tune-Up Limit	Duty Cycle %
5.3GHz WLAN	802.11a 6Mbps	52	5260	19.12	20.00	98.26
		56	5280	18.91	20.00	
		60	5300	19.04	20.00	
		64	5320	19.20	20.00	
	802.11n-HT20 MCS0	52	5260	18.96	20.00	98.14
		56	5280	18.73	20.00	
		60	5300	18.88	20.00	
		64	5320	19.01	20.00	
	802.11n-HT40 MCS0	54	5270	19.40	20.00	96.30
		62	5310	19.39	20.00	
	802.11ac-VHT20 MCS0	52	5260	18.68	20.00	98.15
		56	5280	18.51	20.00	
		60	5300	18.60	20.00	
		64	5320	18.54	20.00	
	802.11ac-VHT40 MCS0	54	5270	19.05	20.00	96.30
		62	5310	18.66	20.00	
802.11ac-VHT80 MCS0	58	5290	14.85	16.00	92.71	



5.5GHz WLAN	Mode	Channel	Frequency (MHz)	Average power (dBm)	Tune-Up Limit	Duty Cycle %
	802.11a 6Mbps	100	5500	17.33	19.00	98.26
		116	5580	16.71	18.00	
		132	5660	17.73	19.00	
		140	5700	18.00	19.00	
	802.11n-HT20 MCS0	100	5500	17.58	19.00	98.14
		116	5580	17.19	19.00	
		132	5660	18.10	19.00	
		140	5700	18.14	19.00	
	802.11n-HT40 MCS0	102	5510	18.35	20.00	96.30
110		5550	18.02	20.00		
134		5670	18.89	20.00		
802.11ac-VHT20 MCS0	100	5500	17.68	19.00	98.15	
	116	5580	17.23	19.00		
	132	5660	18.00	19.00		
	140	5700	18.07	19.00		
802.11ac-VHT40 MCS0	102	5510	18.10	19.00	96.30	
	110	5550	16.97	18.00		
	134	5670	18.71	19.00		
802.11ac-VHT80 MCS0	106	5530	14.65	16.00	92.71	



	Mode	Channel	Frequency (MHz)	Average power (dBm)	Tune-Up Limit	Duty Cycle %
5.8GHz WLAN	802.11a 6Mbps	149	5745	19.49	20.00	98.26
		157	5785	19.50	20.00	
		165	5825	19.52	20.00	
	802.11n-HT20 MCS0	149	5745	18.80	20.00	98.14
		157	5785	18.84	20.00	
		165	5825	18.39	20.00	
	802.11n-HT40 MCS0	151	5755	18.92	19.50	96.30
		159	5795	19.02	19.50	
	802.11ac-VHT20 MCS0	149	5745	18.32	20.00	98.15
		157	5785	18.44	20.00	
		165	5825	18.40	20.00	
	802.11ac-VHT40 MCS0	151	5755	18.47	19.50	96.30
		159	5795	18.67	19.50	
	802.11ac-VHT80 MCS0	155	5775	18.72	19.50	92.71

<Reduced Power Mode for Receiver On>

<2.4GHz WLAN>

2.4GHz WLAN	Mode	Channel	Frequency (MHz)	Average power (dBm)	Tune-Up Limit	Duty Cycle %
	802.11b 1Mbps	1	2412	18.21	18.50	98.95
		6	2437	18.17	18.50	
		11	2462	18.43	18.50	
	802.11g 6Mbps	1	2412	17.90	18.50	98.26
		6	2437	18.06	18.50	
		11	2462	18.11	18.50	
	802.11n-HT20 MCS0	1	2412	17.76	18.50	98.14
		6	2437	17.94	18.50	
		11	2462	18.07	18.50	

<5GHz WLAN>

5.2GHz WLAN	Mode	Channel	Frequency (MHz)	Average power (dBm)	Tune-Up Limit	Duty Cycle %
	802.11a 6Mbps	36	5180	14.75	16.00	98.26
		40	5200	14.66	16.00	
		44	5220	14.53	16.00	
		48	5240	14.20	16.00	
	802.11n-HT20 MCS0	36	5180	14.73	16.00	98.14
		40	5200	14.64	16.00	
		44	5220	14.46	16.00	
		48	5240	14.15	16.00	
	802.11n-HT40 MCS0	38	5190	15.24	16.00	96.30
		46	5230	15.02	16.00	
	802.11ac-VHT20 MCS0	36	5180	14.69	16.00	98.15
		40	5200	14.60	16.00	
		44	5220	14.42	16.00	
	802.11ac-VHT40 MCS0	38	5190	14.99	16.00	96.30
		46	5230	14.64	16.00	
	802.11ac-VHT80 MCS0	42	5210	14.11	15.50	92.71



	Mode	Channel	Frequency (MHz)	Average power (dBm)	Tune-Up Limit	Duty Cycle %
5.3GHz WLAN	802.11a 6Mbps	52	5260	15.16	16.00	98.26
		56	5280	14.89	16.00	
		60	5300	14.85	16.00	
		64	5320	14.69	16.00	
	802.11n-HT20 MCS0	52	5260	15.13	16.00	98.14
		56	5280	14.79	16.00	
		60	5300	14.77	16.00	
		64	5320	14.60	16.00	
	802.11n-HT40 MCS0	54	5270	15.31	16.00	96.30
		62	5310	15.34	16.00	
	802.11ac-VHT20 MCS0	52	5260	15.04	16.00	98.15
		56	5280	14.79	16.00	
		60	5300	14.76	16.00	
		64	5320	14.62	16.00	
802.11ac-VHT40 MCS0	54	5270	15.02	16.00	96.30	
	62	5310	14.69	16.00		
802.11ac-VHT80 MCS0	58	5290	14.18	15.50	92.71	



<Reduced Power Mode for P-Sensor On>

<2.4GHz WLAN>

2.4GHz WLAN	Mode	Channel	Frequency (MHz)	Average power (dBm)	Tune-Up Limit	Duty Cycle %
	802.11b 1Mbps	1	2412	20.33	20.50	98.95
		6	2437	20.26	20.50	
		11	2462	20.46	20.50	
	802.11g 6Mbps	1	2412	20.07	20.50	98.26
		6	2437	20.20	20.50	
		11	2462	20.17	20.50	
	802.11n-HT20 MCS0	1	2412	19.32	20.50	98.14
		6	2437	19.42	20.50	
		11	2462	19.52	20.50	

<5GHz WLAN>

5.2GHz WLAN	Mode	Channel	Frequency (MHz)	Average power (dBm)	Tune-Up Limit	Duty Cycle %
	802.11a 6Mbps	36	5180	13.84	15.50	98.26
		40	5200	13.75	15.50	
		44	5220	13.66	15.50	
		48	5240	13.56	15.50	
	802.11n-HT20 MCS0	36	5180	13.63	15.50	98.14
		40	5200	13.60	15.50	
		44	5220	13.56	15.50	
		48	5240	13.66	15.50	
	802.11n-HT40 MCS0	38	5190	14.26	15.50	96.30
		46	5230	14.36	15.50	
	802.11ac-VHT20 MCS0	36	5180	13.77	15.50	98.15
		40	5200	13.61	15.50	
		44	5220	13.57	15.50	
	802.11ac-VHT40 MCS0	38	5190	13.83	15.50	96.30
		46	5230	13.54	15.50	
	802.11ac-VHT80 MCS0	42	5210	13.02	15.00	92.71



5.3GHz WLAN	Mode	Channel	Frequency (MHz)	Average power (dBm)	Tune-Up Limit	Duty Cycle %
	802.11a 6Mbps	52	5260	14.16	15.50	98.26
		56	5280	14.03	15.50	
		60	5300	13.77	15.50	
		64	5320	13.82	15.50	
	802.11n-HT20 MCS0	52	5260	13.96	15.50	98.14
		56	5280	13.84	15.50	
		60	5300	13.59	15.50	
		64	5320	13.65	15.50	
	802.11n-HT40 MCS0	54	5270	14.47	15.50	96.30
62		5310	14.48	15.50		
802.11ac-VHT20 MCS0	52	5260	14.07	15.50	98.15	
	56	5280	13.90	15.50		
	60	5300	13.57	15.50		
	64	5320	13.69	15.50		
802.11ac-VHT40 MCS0	54	5270	14.18	15.50	96.30	
	62	5310	13.87	15.50		
802.11ac-VHT80 MCS0	58	5290	13.34	15.00	92.71	



	Mode	Channel	Frequency (MHz)	Average power (dBm)	Tune-Up Limit	Duty Cycle %
5.5GHz WLAN	802.11a 6Mbps	100	5500	13.26	14.50	98.26
		116	5580	13.10	14.50	
		132	5660	13.31	14.50	
		140	5700	13.40	14.50	
	802.11n-HT20 MCS0	100	5500	13.10	14.50	98.14
		116	5580	13.06	14.50	
		132	5660	13.30	14.50	
		140	5700	13.41	14.50	
	802.11n-HT40 MCS0	102	5510	13.67	15.50	96.30
		110	5550	14.17	15.50	
		134	5670	14.18	15.50	
	802.11ac-VHT20 MCS0	100	5500	13.12	14.50	98.15
		116	5580	13.06	14.50	
		132	5660	13.29	14.50	
		140	5700	13.41	14.50	
	802.11ac-VHT40 MCS0	102	5510	13.39	14.50	96.30
110		5550	13.28	14.50		
134		5670	13.64	14.50		
802.11ac-VHT80 MCS0	106	5530	12.52	14.50	92.71	



5.8GHz WLAN	Mode	Channel	Frequency (MHz)	Average power (dBm)	Tune-Up Limit	Duty Cycle %
	802.11a 6Mbps	149	5745	14.60	15.50	98.26
		157	5785	14.62	15.50	
		165	5825	14.50	15.50	
	802.11n-HT20 MCS0	149	5745	14.36	15.50	98.14
		157	5785	14.25	15.50	
		165	5825	14.30	15.50	
	802.11n-HT40 MCS0	151	5755	13.88	15.00	96.30
		159	5795	13.90	15.00	
	802.11ac-VHT20 MCS0	149	5745	14.30	15.50	98.15
157		5785	14.19	15.50		
165		5825	14.27	15.50		
802.11ac-VHT40 MCS0	151	5755	13.87	15.00	96.30	
	159	5795	13.83	15.00		
802.11ac-VHT80 MCS0	155	5775	13.91	15.00	92.71	

<Reduced Power Mode for Hotspot On>

<2.4GHz WLAN>

2.4GHz WLAN	Mode	Channel	Frequency (MHz)	Average power (dBm)	Tune-Up Limit	Duty Cycle %
	802.11b 1Mbps	1	2412	20.33	20.50	98.95
		6	2437	20.26	20.50	
		11	2462	20.46	20.50	
	802.11g 6Mbps	1	2412	20.07	20.50	98.26
		6	2437	20.20	20.50	
		11	2462	20.17	20.50	
	802.11n-HT20 MCS0	1	2412	19.32	20.50	98.14
		6	2437	19.42	20.50	
		11	2462	19.52	20.50	

<5GHz WLAN>

5.2GHz WLAN	Mode	Channel	Frequency (MHz)	Average power (dBm)	Tune-Up Limit	Duty Cycle %
	802.11a 6Mbps	36	5180	13.84	15.50	98.26
		40	5200	13.75	15.50	
		44	5220	13.66	15.50	
		48	5240	13.56	15.50	
	802.11n-HT20 MCS0	36	5180	13.63	15.50	98.14
		40	5200	13.60	15.50	
		44	5220	13.56	15.50	
		48	5240	13.66	15.50	
	802.11n-HT40 MCS0	38	5190	14.26	15.50	96.30
		46	5230	14.36	15.50	
	802.11ac-VHT20 MCS0	36	5180	13.77	15.50	98.15
		40	5200	13.61	15.50	
		44	5220	13.57	15.50	
	802.11ac-VHT40 MCS0	38	5190	13.83	15.50	96.30
		46	5230	13.54	15.50	
	802.11ac-VHT80 MCS0	42	5210	13.02	15.00	92.71



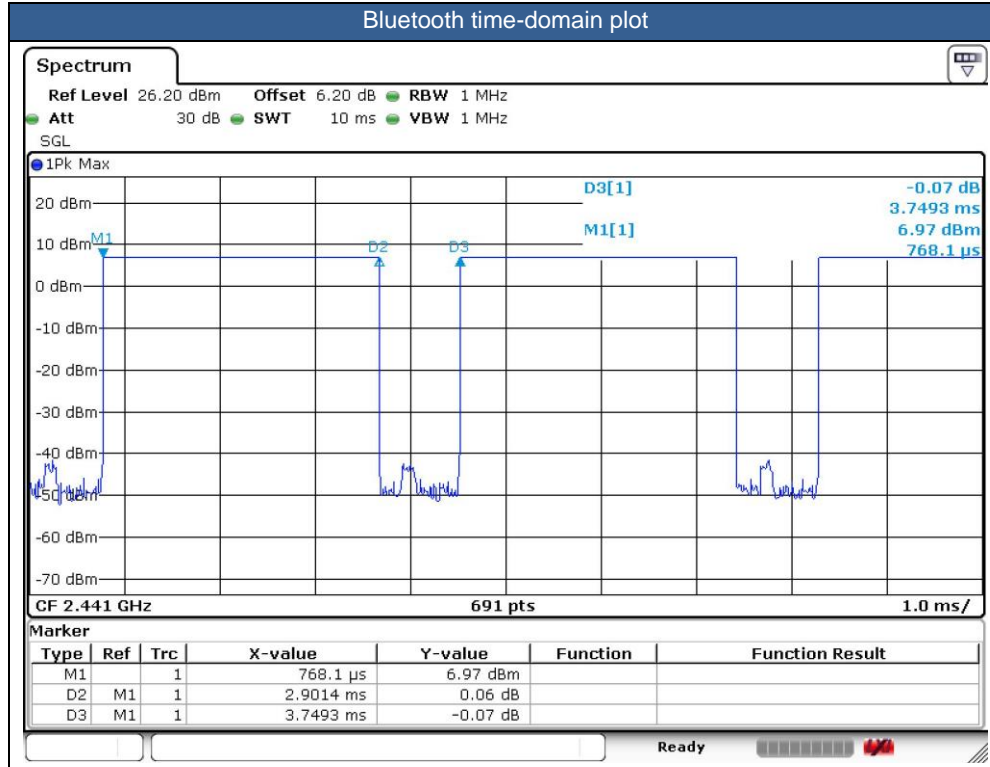
5.8GHz WLAN	Mode	Channel	Frequency (MHz)	Average power (dBm)	Tune-Up Limit	Duty Cycle %
	802.11a 6Mbps	149	5745	14.60	15.50	98.26
		157	5785	14.62	15.50	
		165	5825	14.50	15.50	
	802.11n-HT20 MCS0	149	5745	14.36	15.50	98.14
		157	5785	14.25	15.50	
		165	5825	14.30	15.50	
	802.11n-HT40 MCS0	151	5755	13.88	15.00	96.30
		159	5795	13.90	15.00	
	802.11ac-VHT20 MCS0	149	5745	14.30	15.50	98.15
157		5785	14.19	15.50		
165		5825	14.27	15.50		
802.11ac-VHT40 MCS0	151	5755	13.87	15.00	96.30	
	159	5795	13.83	15.00		
802.11ac-VHT80 MCS0	155	5775	13.91	15.00	92.71	



<2.4GHz Bluetooth>

General Note:

1. For 2.4GHz Bluetooth SAR testing was selected 1Mbps, due to its highest average power.
2. The Bluetooth duty cycle is 77.39 % as following figure, according to 2016 Oct. TCB workshop for Bluetooth SAR scaling need further consideration and the theoretical duty cycle is 83.3%, therefore the actual duty cycle will be scaled up to the theoretical value of Bluetooth reported SAR calculation

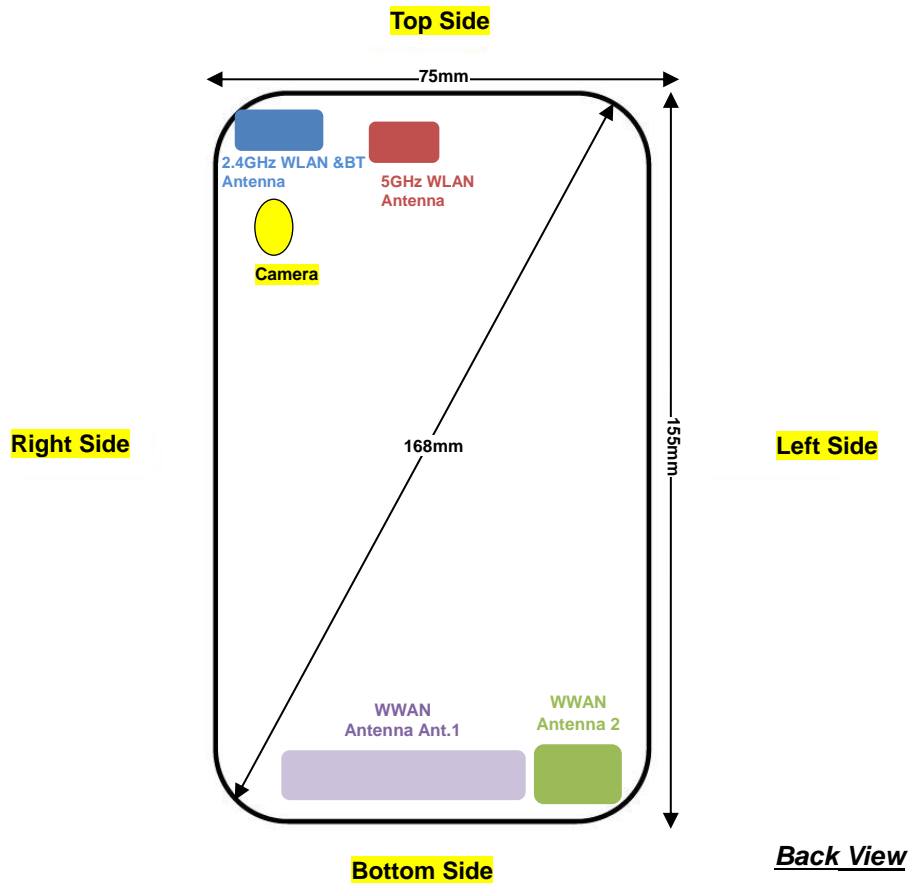


Mode	Channel	Frequency (MHz)	Average power (dBm)	
			Mode	Power (dBm)
BR/EDR	CH 00	2402	1Mbps	7.67
	CH 39	2441		7.20
	CH 78	2480		7.64
Tune-up limit (dBm)				9.00

Mode	Channel	Frequency (MHz)	Average power (dBm)	
			Mode	Power (dBm)
v4.0 LE	CH 00	2402	GFSK	7.51
	CH 19	2440		7.13
	CH 39	2480		7.58
Tune-up Limit				9.00

Mode	Channel	Frequency (MHz)	Average power (dBm)	
			Mode	Power (dBm)
v5.0 LE	CH 00	2402	GFSK	7.59
	CH 19	2440		7.11
	CH 39	2480		7.66
Tune-up Limit				9.00

14. Antenna Location



Distance of the Antenna to the EUT surface/edge						
Antennas	Back	Front	Top Side	Bottom Side	Right Side	Left Side
WWAN Antenna 1	≤ 25mm	≤ 25mm	>25mm	≤ 25mm	≤ 25mm	≤ 25mm
WWAN Antenna 2	≤ 25mm	≤ 25mm	>25mm	≤ 25mm	>25mm	≤ 25mm
2.4GHz WLAN & BT	≤ 25mm	≤ 25mm	≤ 25mm	>25mm	≤ 25mm	>25mm
5GHz WLAN	≤ 25mm	≤ 25mm	≤ 25mm	>25mm	≤ 25mm	>25mm

Positions for SAR tests; Hotspot mode						
Antennas	Back	Front	Top Side	Bottom Side	Right Side	Left Side
WWAN Antenna 1	Yes	Yes	No	Yes	Yes	Yes
WWAN Antenna 2	Yes	Yes	No	Yes	No	Yes
2.4GHz WLAN & BT	Yes	Yes	Yes	No	Yes	No
5GHz WLAN	Yes	Yes	Yes	No	Yes	No

General Note:

1. This device has two WWAN transmitter antennas. WWAN antenna 1 is located at the right of bottom edge of the device and WWAN antenna 2 is located at the left side of bottom edge of the device which can refer to antenna location chapter. WWAN antenna 1 frequency bands include GSM850/1900, WCDMA Band II/IV/V, CDMA2000 BC0/BC1/BC10, and LTE Band 2/4/5/12/13/14/17/25/26/66/71, WWAN antenna 2 frequency band include LTE Band 7/30/38/41.
2. Referring to KDB 941225 D06 v02r01, when the overall device length and width are ≥ 9cm*5cm, the test distance is 10 mm. SAR must be measured for all sides and surfaces with a transmitting antenna located within 25mm from that surface or edge.

15. SAR Test Results

General Note:

1. Per KDB 447498 D01v06, the reported SAR is the measured SAR value adjusted for maximum tune-up tolerance.
 - a. Tune-up scaling Factor = tune-up limit power (mW) / EUT RF power (mW), where tune-up limit is the maximum rated power among all production units.
 - b. For SAR testing of WLAN signal with non-100% duty cycle, the measured SAR is scaled-up by the duty cycle scaling factor which is equal to "1/(duty cycle)"
 - c. For WWAN: Reported SAR(W/kg)= Measured SAR(W/kg)*Tune-up Scaling Factor
 - d. For BT/WLAN: Reported SAR(W/kg)= Measured SAR(W/kg)* Duty Cycle scaling factor * Tune-up scaling factor
 - e. For TDD LTE SAR measurement, the duty cycle 1:1.59 (62.9 %) was used perform testing and considering the theoretical duty cycle of 63.3% for extended cyclic prefix in the uplink, and the theoretical duty cycle of 62.9% for normal cyclic prefix in uplink, a scaling factor of extended cyclic prefix $63.3\%/62.9\% = 1.006$ is applied to scale-up the measured SAR result. The Reported TDD LTE SAR = measured SAR (W/kg)* Tune-up Scaling Factor* scaling factor for extended cyclic prefix.
2. Per KDB 447498 D01v06, for each exposure position, testing of other required channels within the operating mode of a frequency band is not required when the *reported* 1-g or 10-g SAR for the mid-band or highest output power channel is:
 - ≤ 0.8 W/kg or 2.0 W/kg, for 1-g or 10-g respectively, when the transmission band is ≤ 100 MHz
 - ≤ 0.6 W/kg or 1.5 W/kg, for 1-g or 10-g respectively, when the transmission band is between 100 MHz and 200 MHz
 - ≤ 0.4 W/kg or 1.0 W/kg, for 1-g or 10-g respectively, when the transmission band is ≥ 200 MHz
3. Per KDB 865664 D01v01r04, for each frequency band, repeated SAR measurement is required when the measured SAR is ≥ 0.8 W/kg. Per KDB 865664 D01v01r04, if the extremity repeated SAR is necessary, the same procedures should be adapted for measurements according to extremity and occupational exposure limits by applying a factor of 2.5 for extremity exposure and a factor of 5 for occupational exposure to the corresponding SAR thresholds.
4. Pre KDB648474 D04v01r03, when the reported SAR for a body-worn accessory, measured without a headset connected to the handset, is > 1.2 W/kg, the highest reported SAR configuration for that wireless mode and frequency band should be repeated for that body-worn accessory with a headset attached to the handset. When headset SAR is less than or equal than without headset SAR, no need to verify the remaining channels for headset SAR.
5. When the phone is in talking mode and receiver worked, then power reduction will be implemented immediately at WLAN2.4GHz/WLAN5.2GHz/5.3GHz.
6. The device employs proximity sensors that detect the presence of the user's body at the front or back faces of the device. When front or back body worn condition is detected, GSM850/1900, WCDMA band II/IV/V, CDMA BC1,LTE band 2/4/7/25/30/66/38/41/41HPUE and WLAN2.4GHz/WLAN5.2GHz/5.3GHz/5.5GHz/5.8GHz reduced power will be active. (P-sensor can't work at detecting presence of the user's body at the four edges of the device.)
7. P-sensor can detect handheld state, GSM1900, WCDMA band II/IV, CDMA BC1 and LTE B2/4/7/25/30/66 for front/back/bottom sides of product specific 10g SAR condition reduced powers will be active.
8. When hotspot mode is enabled, power reduction will be activated to limit the maximum power of GSM850/1900, WCDMA band II/IV/V, CDMA BC1, LTE band 2/4/7/25/30/66/38/41/41HPUE and 2.4GHz /WLAN/5.2GHz / WLAN/5.8GHz.
9. For P-sensor reduced power level is higher than hotspot reduced power for GSM1900, WCDMA band II/IV, CDMA BC1,LTE band 2/4/25/66, so for front/back P-sensor SAR can represent conservatively for front/back hotspot SAR.
10. This device has two WWAN transmitter antennas. WWAN antenna 1 is located at the right of bottom edge of the device and WWAN antenna 2 is located at the left side of bottom edge of the device which can refer to antenna location chapter. WWAN antenna 1 frequency bands include GSM850/1900, WCDMA Band II/IV/V, CDMA2000 BC0/BC1/BC10, and LTE Band 2/4/5/12/13/14/17/25/26/66/71, WWAN antenna 2 frequency band include LTE Band 7/30/38/41.
11. Per KDB648474 D04v01r03, for smart phones with a display diagonal dimension > 15.0 cm or an overall diagonal dimension > 16.0 cm, when hotspot mode applies, 10-g extremity SAR is required only for the surfaces and edges with hotspot mode 1-g reported SAR > 1.2 W/kg, however, when power reduction applies to hotspot mode the measured SAR must be scaled to the maximum output power (for handheld on state, the maximum full power means reduced power), including tolerance, allowed for phablet modes to compare with the 1.2 W/kg SAR test reduction threshold.
 - a. For this device SAR for WWAN/WLAN transmitter scaled to maximum output power mode for product specific 10g SAR is higher than 1.2 W/kg of GSM850/1900, WCDMA Band II/IV/V, CDMA BC0/ BC1/ BC10, LTE Band 2/4/5/7/ 25/26/30/41/66, and WLAN 5.2/5.8GHz therefore product specific 10g SAR is necessary.
 - b. WLAN 5.3/5.5GHz tested the product specific 10g SAR since it has no hotspot mode.
 - c. When 10-g product specific 10g SAR is considered, SAR thresholds is specified in the procedures for SAR test reduction and exclusion should be multiplied by 2.5.

GSM Note:

4. Per KDB 941225 D01v03r01, for SAR test reduction for GSM / GPRS / EDGE modes is determined by the source-based time-averaged output power including tune-up tolerance. The mode with highest specified time-averaged output power should be tested for SAR compliance in the applicable exposure conditions. For modes with the same specified maximum output power and tolerance, the higher number time-slot configuration should be tested. Therefore, the GPRS 2Tx slots for GSM850 and the GPRS 4Tx slots for GSM1900 are considered as the primary mode.
1. Other configurations of GSM / GPRS / EDGE are considered as secondary modes. The 3G SAR test reduction procedure is applied, when the maximum output power and tune-up tolerance specified for production units in a secondary mode is \leq ¼ dB higher than the primary mode, SAR measurement is not required for the secondary mode.

WCDMA Note:

1. Per KDB 941225 D01v03r01, for SAR testing is measured using a 12.2 kbps RMC with TPC bits configured to all "1's".
2. Per KDB 941225 D01v03r01, RMC 12.2kbps setting is used to evaluate SAR. The maximum output power and tune-up tolerance specified for production units in HSDPA / HSUPA / DC-HSDPA is \leq ¼ dB higher than RMC 12.2Kbps or when the highest reported SAR of the RMC12.2Kbps is scaled by the ratio of specified maximum output power and tune-up tolerance of HSDPA / HSUPA / DC-HSDPA to RMC12.2Kbps and the adjusted SAR is \leq 1.2 W/kg, SAR measurement is not required for HSDPA / HSUPA / DC-HSDPA, and according to the following RF output power, the output power results of the secondary modes (HSDPA / HSUPA / DC-HSDPA) are less than ¼ dB higher than the primary modes; therefore, SAR measurement is not required for HSDPA / HSUPA / DC-HSDPA.

CDMA Note:

1. Per KDB 941225 D01v03r01, SAR for next to the ear head exposure is measured in RC3 with the handset configured to transmit at full rate in SO55.
2. Per KDB 941225 D01v03r01, in Hotspot mode EUT is treated as data device and SAR is tested with Ev-Do Rev 0 (RTAP 153.6kbps) as the primary mode.
3. Per KDB 941225 D01v03r01, for Body-worn accessory SAR is measured in RC3 with the handset configured in TDSSO/SO32 to transmit at full rate on FCH only with all other code channels disabled. The body-worn accessory procedures in KDB Publication 447498 are applied. The 3G SAR test reduction procedure is applied to the multiple code channel configuration (FCH+SCH), with FCH only as the primary mode.

LTE Note:

1. Per KDB 941225 D05v02r05, start with the largest channel bandwidth and measure SAR for QPSK with 1 RB allocation, using the RB offset and required test channel combination with the highest maximum output power for RB offsets at the upper edge, middle and lower edge of each required test channel.
2. Per KDB 941225 D05v02r05, 50% RB allocation for QPSK SAR testing follows 1RB QPSK allocation procedure.
3. Per KDB 941225 D05v02r05, for QPSK with 100% RB allocation, SAR is not required when the highest maximum output power for 100 % RB allocation is less than the highest maximum output power in 50% and 1 RB allocations and the highest reported SAR for 1 RB and 50% RB allocation are \leq 0.8 W/kg. Otherwise, SAR is measured for the highest output power channel; and if the reported SAR is $>$ 1.45 W/kg, the remaining required test channels must also be tested.
4. Per KDB 941225 D05v02r05, 16QAM/64QAM output power for each RB allocation configuration is $>$ not ½ dB higher than the same configuration in QPSK and the reported SAR for the QPSK configuration is \leq 1.45 W/kg; Per KDB 941225 D05v02r05, 16QAM/64QAM SAR testing is not required.
5. Per KDB 941225 D05v02r05, smaller bandwidth output power for each RB allocation configuration is $>$ not ½ dB higher than the same configuration in the largest supported bandwidth, and the reported SAR for the largest supported bandwidth is \leq 1.45 W/kg; Per KDB 941225 D05v02r05, smaller bandwidth SAR testing is not required.
6. This device supports HPUE for LTE band 41 with class 2 level, so HPUE SAR has been performed.