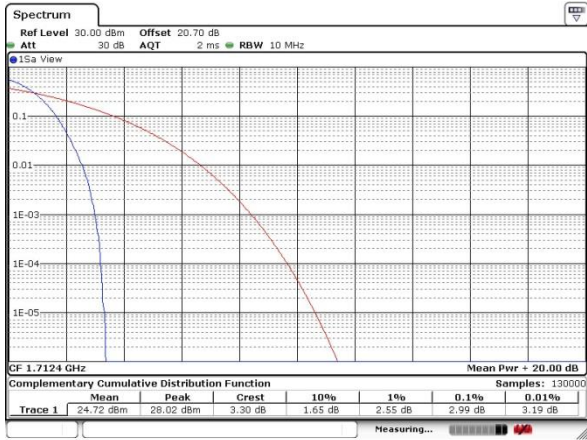




WCDMA Band IV (RMC 12.2Kbps)

Lowest Channel



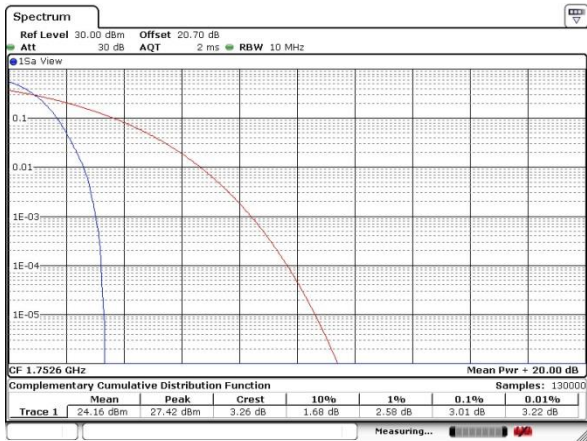
Date: 26.OCT.2019 19:15:01

Middle Channel



Date: 26.OCT.2019 19:15:10

Highest Channel



Date: 26.OCT.2019 19:15:20



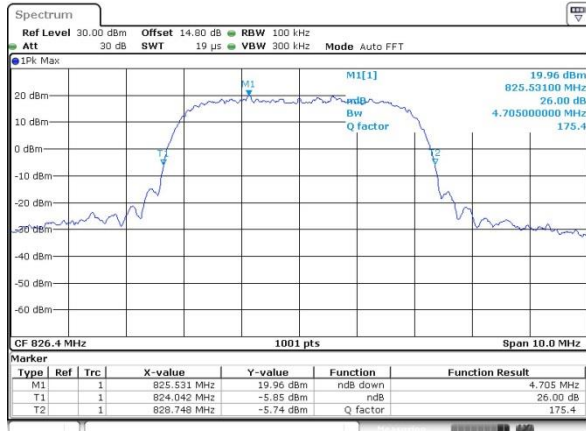
**26dB Bandwidth**

Mode	WCDMA Band V	WCDMA Band II	WCDMA Band IV
Mod.	RMC 12.2Kbps	RMC 12.2Kbps	RMC 12.2Kbps
Lowest CH	4.705	4.705	4.715
Middle CH	4.695	4.705	4.715
Highest CH	4.705	4.685	4.715



WCDMA Band V (RMC 12.2Kbps)

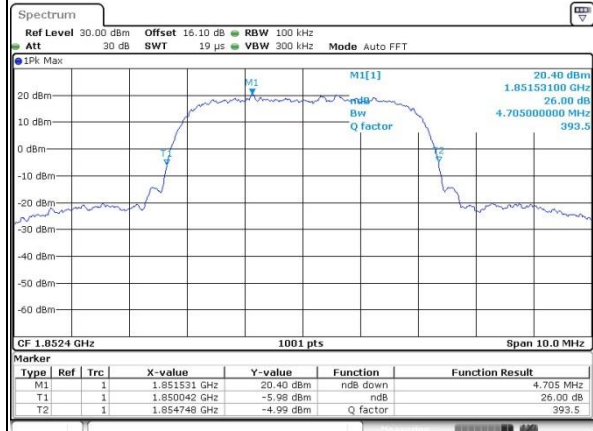
Lowest Channel



Date: 26 OCT 2019 15:55:36

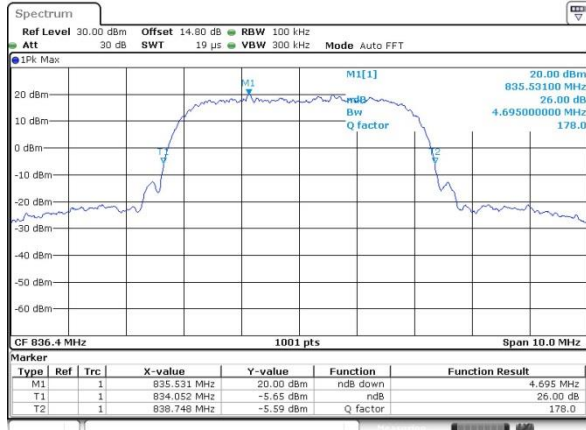
WCDMA Band II (RMC 12.2Kbps)

Lowest Channel



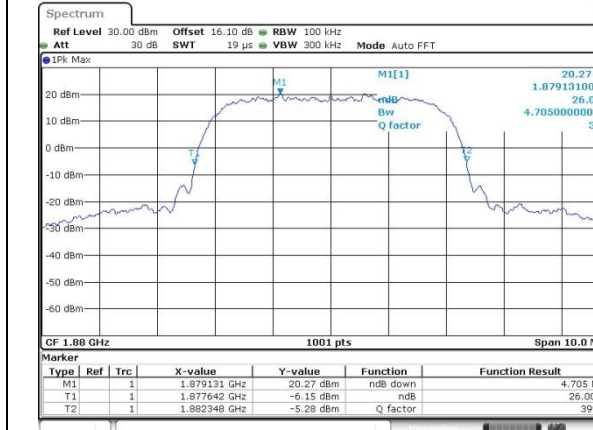
Date: 26 OCT 2019 16:09:14

Middle Channel



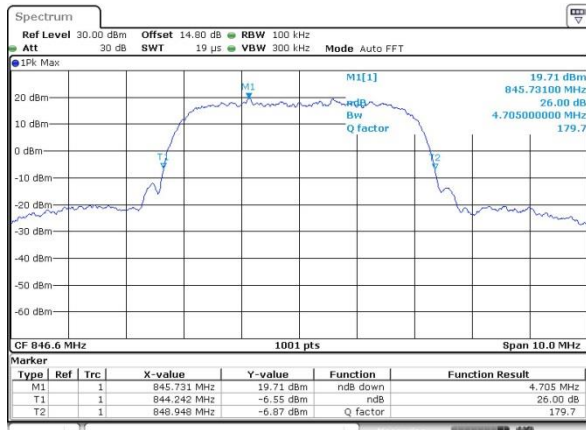
Date: 26 OCT 2019 15:55:58

Middle Channel



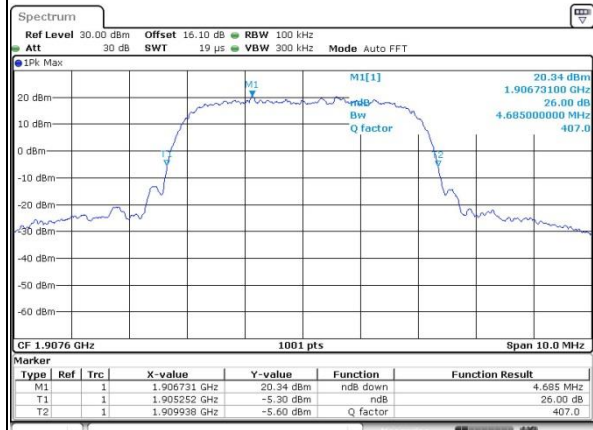
Date: 26 OCT 2019 16:09:41

Highest Channel



Date: 26 OCT 2019 15:56:17

Highest Channel



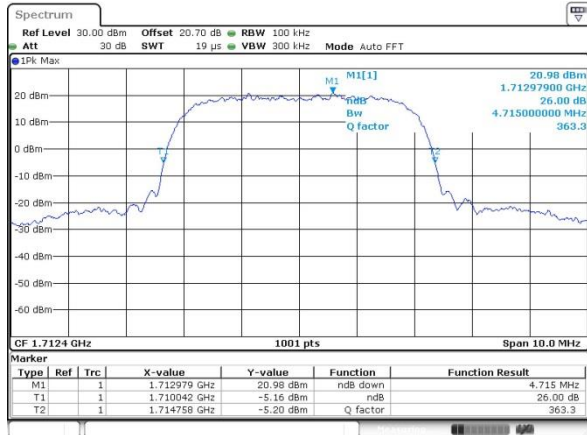
Date: 26 OCT 2019 16:10:06





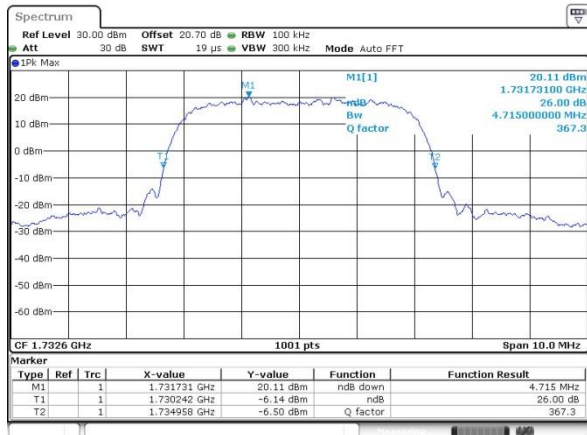
WCDMA Band IV (RMC 12.2Kbps)

Lowest Channel



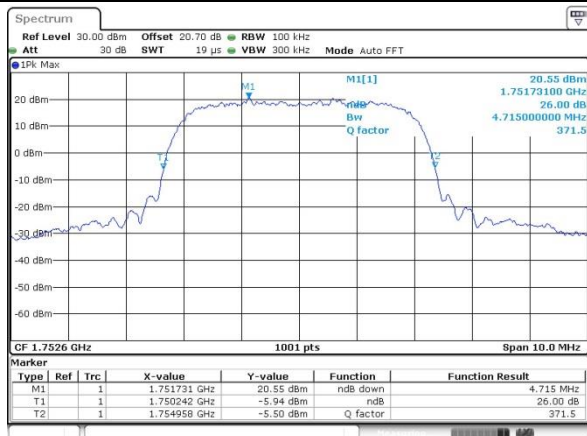
Date: 26.OCT.2019 19:08:29

Middle Channel



Date: 26.OCT.2019 19:08:55

Highest Channel



Date: 26.OCT.2019 19:10:12



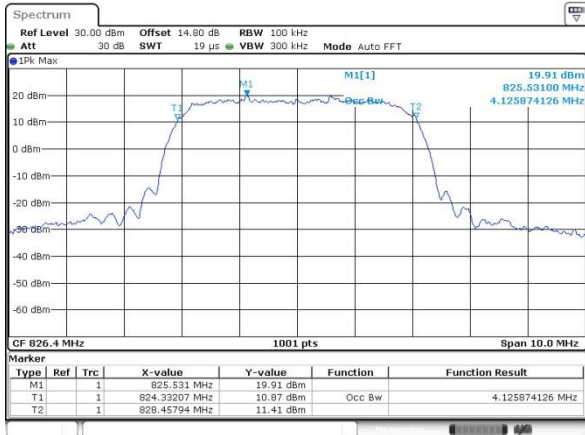
### Occupied Bandwidth

Mode	WCDMA Band V	WCDMA Band II	WCDMA Band IV
Mod.	RMC 12.2Kbps	RMC 12.2Kbps	RMC 12.2Kbps
Lowest CH	4.126	4.126	4.116
Middle CH	4.126	4.126	4.126
Highest CH	4.136	4.116	4.126



WCDMA Band V (RMC 12.2Kbps)

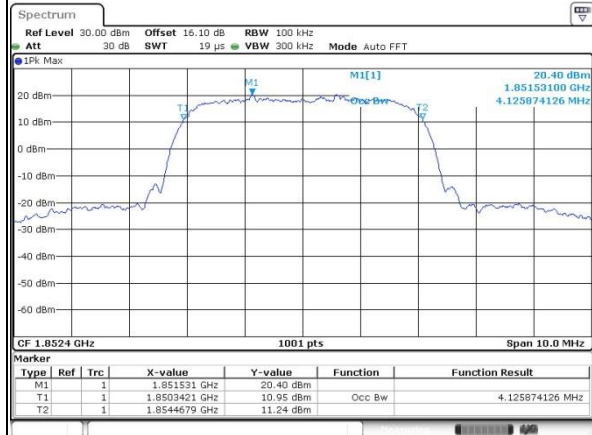
Lowest Channel



Date: 26 OCT 2019 15:58:04

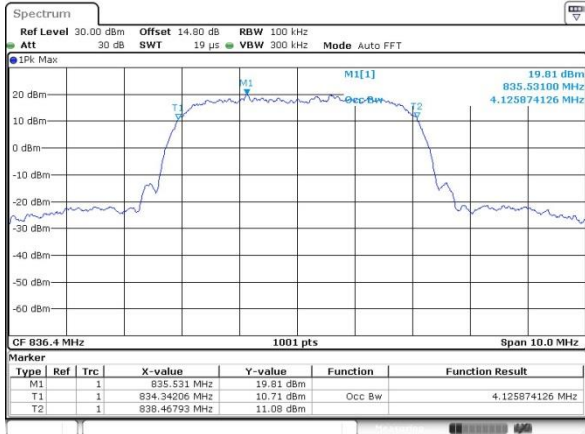
WCDMA Band II (RMC 12.2Kbps)

Lowest Channel



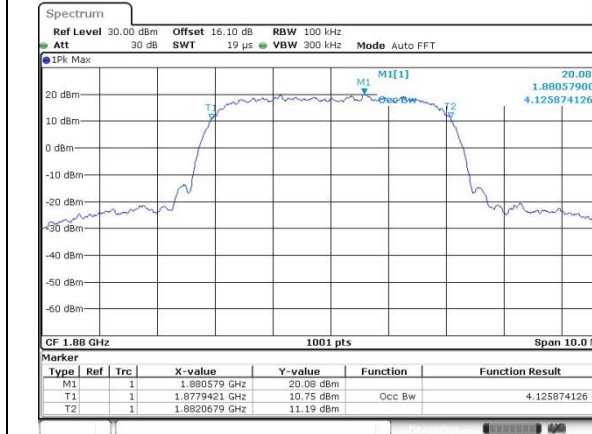
Date: 26 OCT 2019 16:11:58

Middle Channel



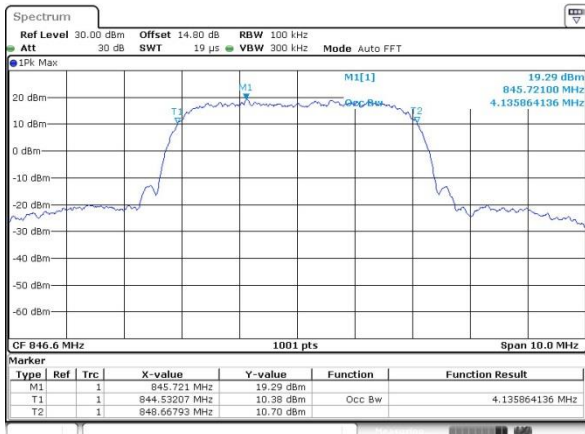
Date: 26 OCT 2019 15:58:28

Middle Channel



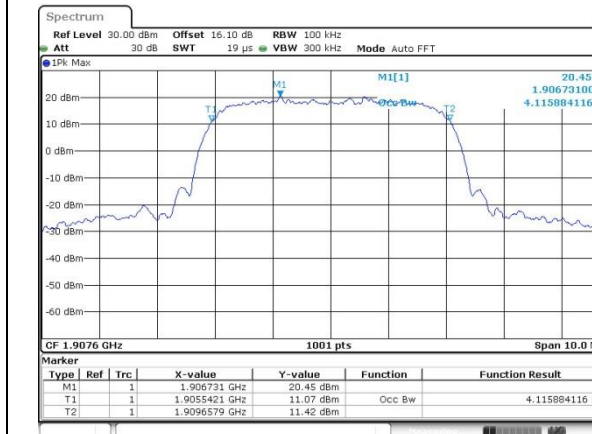
Date: 26 OCT 2019 16:12:20

Highest Channel



Date: 26 OCT 2019 15:58:48

Highest Channel

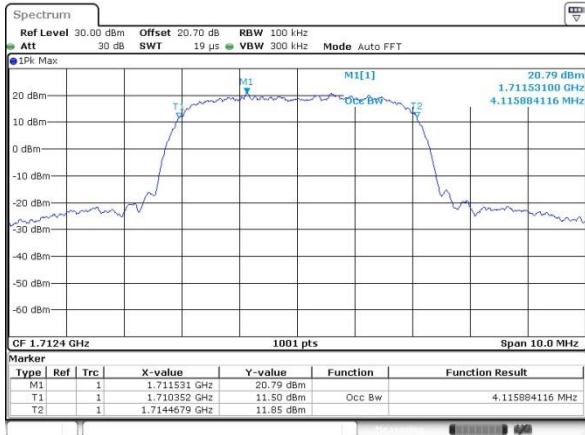


Date: 26 OCT 2019 16:12:42



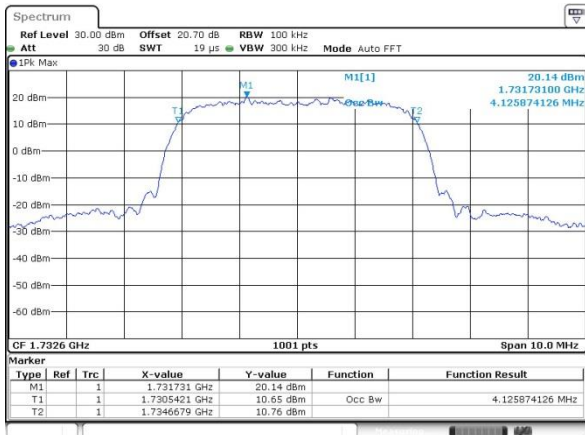
WCDMA Band IV (RMC 12.2Kbps)

Lowest Channel



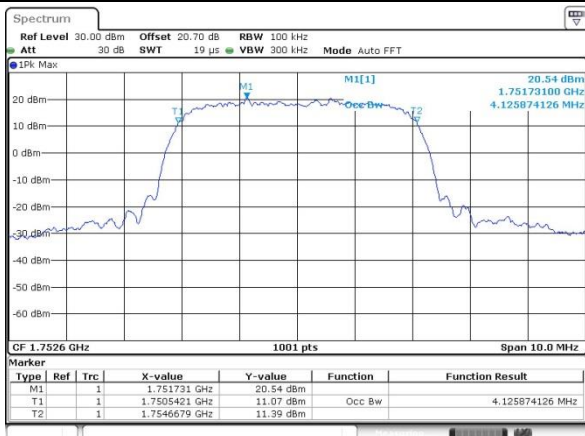
Date: 26.OCT.2019 19:11:51

Middle Channel



Date: 26.OCT.2019 19:12:14

Highest Channel



Date: 26.OCT.2019 19:12:36

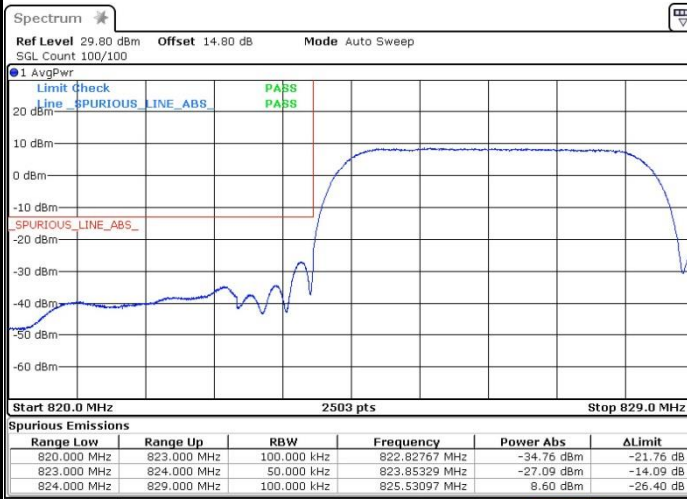




# Conducted Band Edge

## WCDMA Band V (RMC 12.2Kbps)

### Lowest Band Edge



Date: 26.OCT.2019 16:03:00

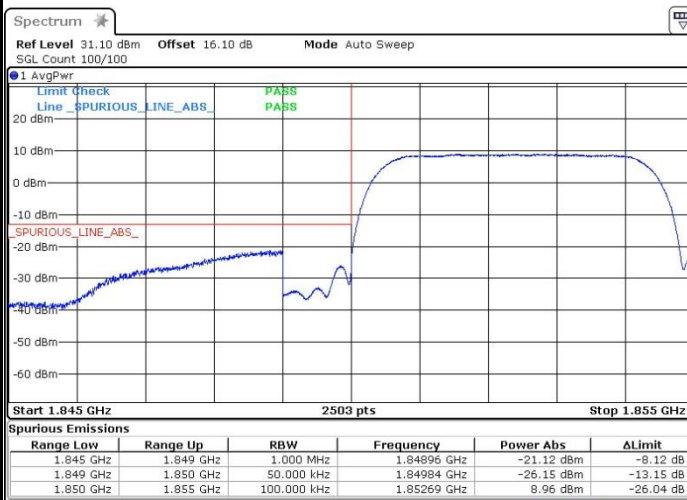
### Highest Band Edge



Date: 26.OCT.2019 16:03:44

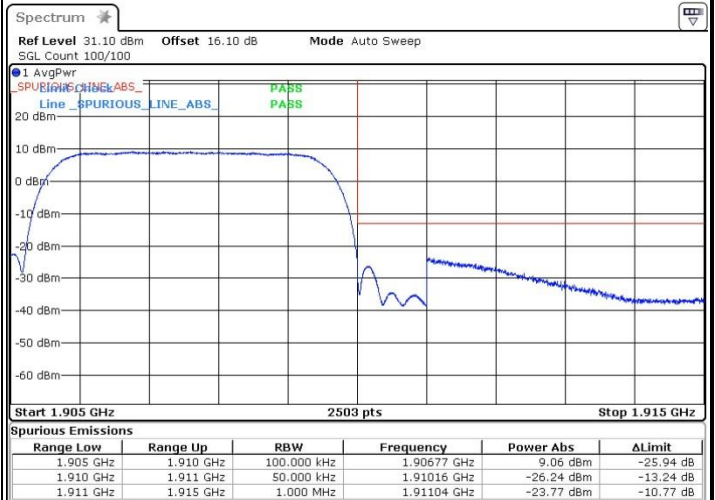
## WCDMA Band II (RMC 12.2Kbps)

### Lowest Band Edge



Date: 26.OCT.2019 16:16:07

### Highest Band Edge



Date: 26.OCT.2019 16:17:02



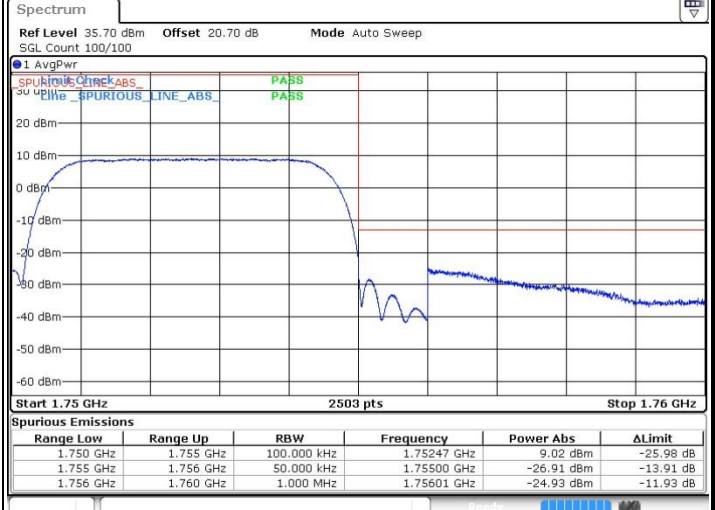
WCDMA Band IV (RMC 12.2Kbps)

Lowest Band Edge

Highest Band Edge



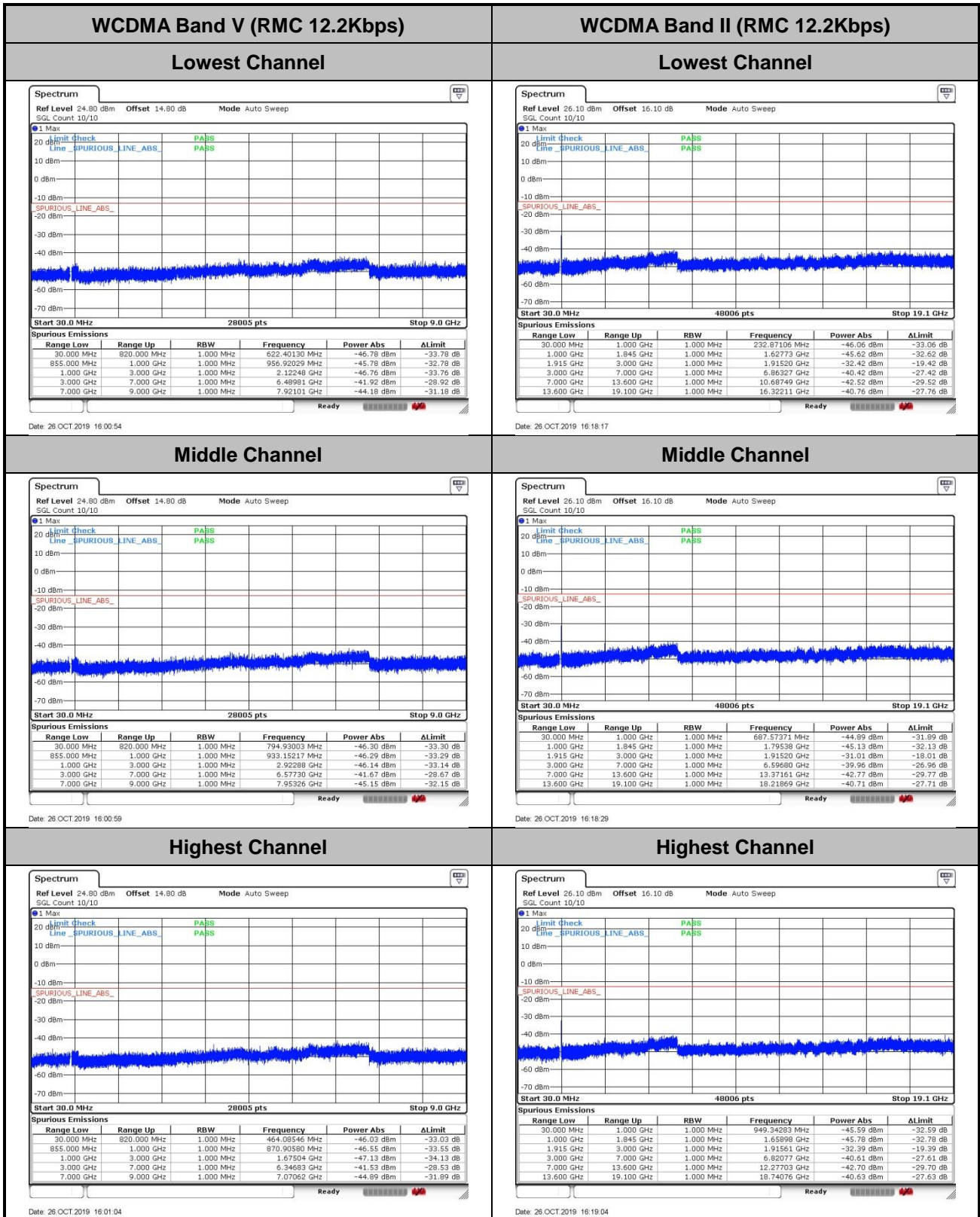
Date: 26.OCT.2019 19:13:24



Date: 26.OCT.2019 19:14:07



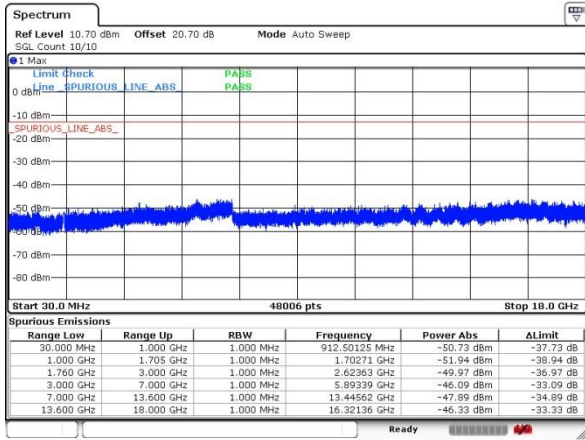
# Conducted Spurious Emission



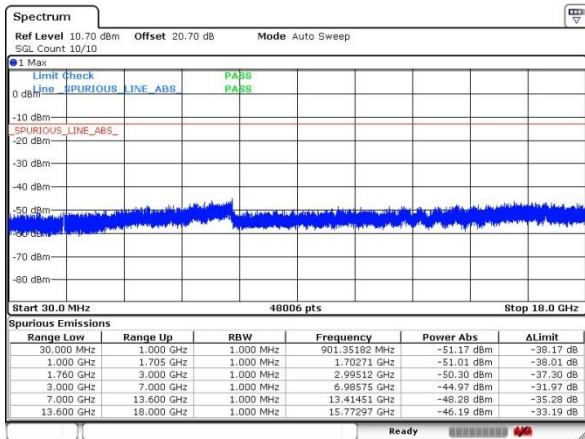


WCDMA Band IV (RMC 12.2Kbps)

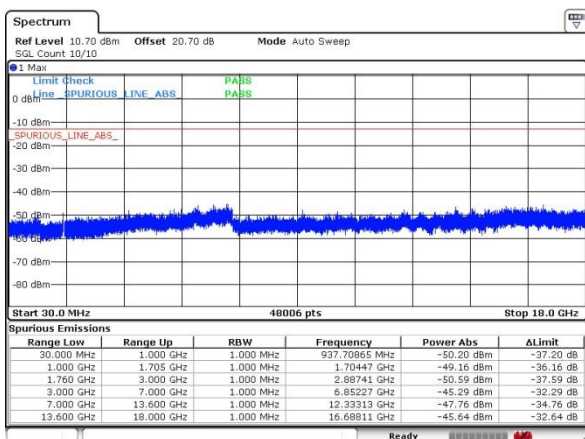
Lowest Channel



Middle Channel



Highest Channel





**Frequency Stability**

Test Conditions	Middle Channel	WCDMA Band V (RMC 12.2KbpsRMC 12.2Kbps)	Limit 2.5ppm
Temperature (°C)	Voltage (Volt)	Deviation (ppm)	Result
50	Normal Voltage	0.0068	PASS
40	Normal Voltage	0.0255	
30	Normal Voltage	0.0021	
20(Ref.)	Normal Voltage	0.0000	
10	Normal Voltage	0.0278	
0	Normal Voltage	0.0243	
-10	Normal Voltage	0.0068	
-20	Normal Voltage	0.0273	
-30	Normal Voltage	0.0036	
20	Maximum Voltage	0.0012	
20	Normal Voltage	0.0234	
20	Battery End Point	0.0263	

Test Conditions	Middle Channel	WCDMA Band II (RMC 12.2Kbps)	Limit Note 2.
Temperature (°C)	Voltage (Volt)	Deviation (ppm)	Result
50	Normal Voltage	0.0018	PASS
40	Normal Voltage	0.0112	
30	Normal Voltage	0.0118	
20(Ref.)	Normal Voltage	0.0000	
10	Normal Voltage	0.0164	
0	Normal Voltage	0.0048	
-10	Normal Voltage	0.0143	
-20	Normal Voltage	0.0159	
-30	Normal Voltage	0.0027	
20	Maximum Voltage	0.0022	
20	Normal Voltage	0.0096	
20	Battery End Point	0.0032	





Test Conditions	Middle Channel	WCDMA Band IV (RMC 12.2Kbps)	Limit Note 2.
Temperature (°C)	Voltage (Volt)	Deviation (ppm)	Result
50	Normal Voltage	0.0035	PASS
40	Normal Voltage	0.0029	
30	Normal Voltage	0.0150	
20(Ref.)	Normal Voltage	0.0000	
10	Normal Voltage	0.0023	
0	Normal Voltage	0.0127	
-10	Normal Voltage	0.0035	
-20	Normal Voltage	0.0144	
-30	Normal Voltage	0.0046	
20	Maximum Voltage	0.0017	
20	Normal Voltage	0.0133	
20	Battery End Point	0.0035	

**Note:**

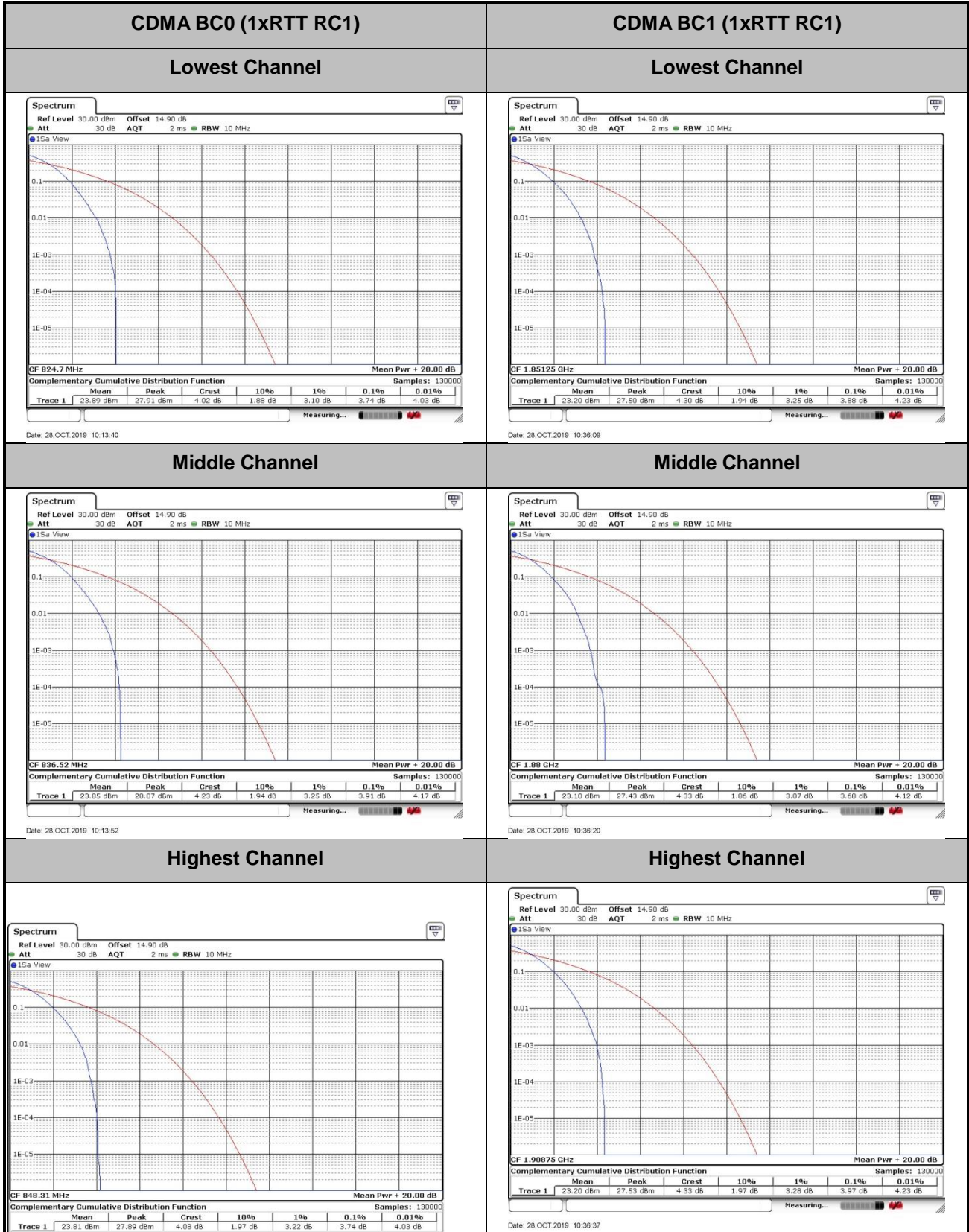
- 1. Normal Voltage = 3.8V. ; Battery End Point (BEP) =3.6 V. ; Maximum Voltage =4.4V
- 2. The frequency fundamental emissions stay within the authorized frequency block based on the frequency deviation measured is small.



### A3. CDMA

#### Peak-to-Average Ratio

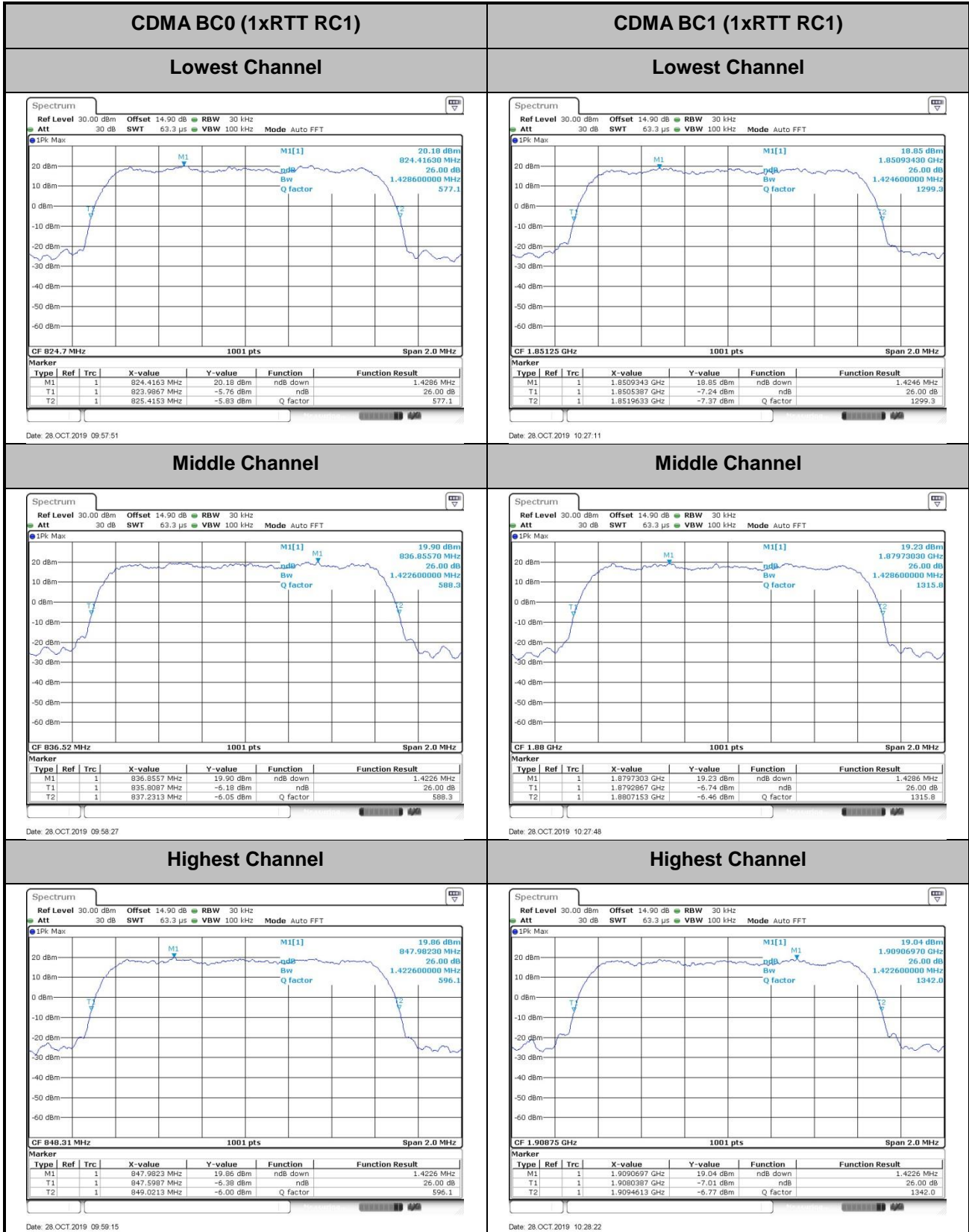
Mode	CDMA BC0	CDMA BC1	Limit: 13dB
Mod.	1xRTT RC1	1xRTT RC1	Result
Lowest CH	3.74	3.88	PASS
Middle CH	3.91	3.68	
Highest CH	3.74	3.97	





**26dB Bandwidth**

Mode	CDMA BC0	CDMA BC1
Mod.	1xRTT RC1	1xRTT RC1
Lowest CH	1.4286	1.4246
Middle CH	1.4226	1.4286
Highest CH	1.4226	1.4226

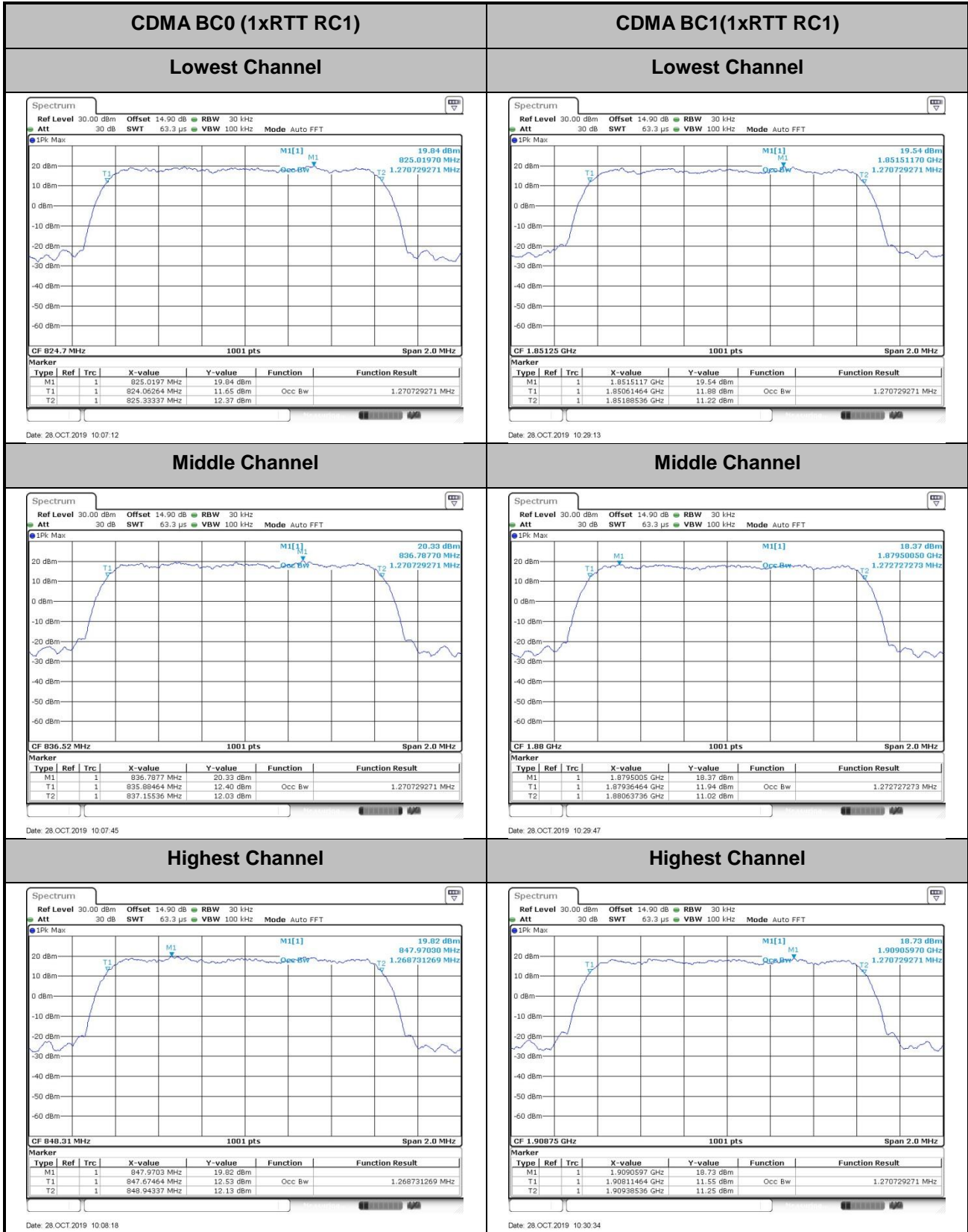






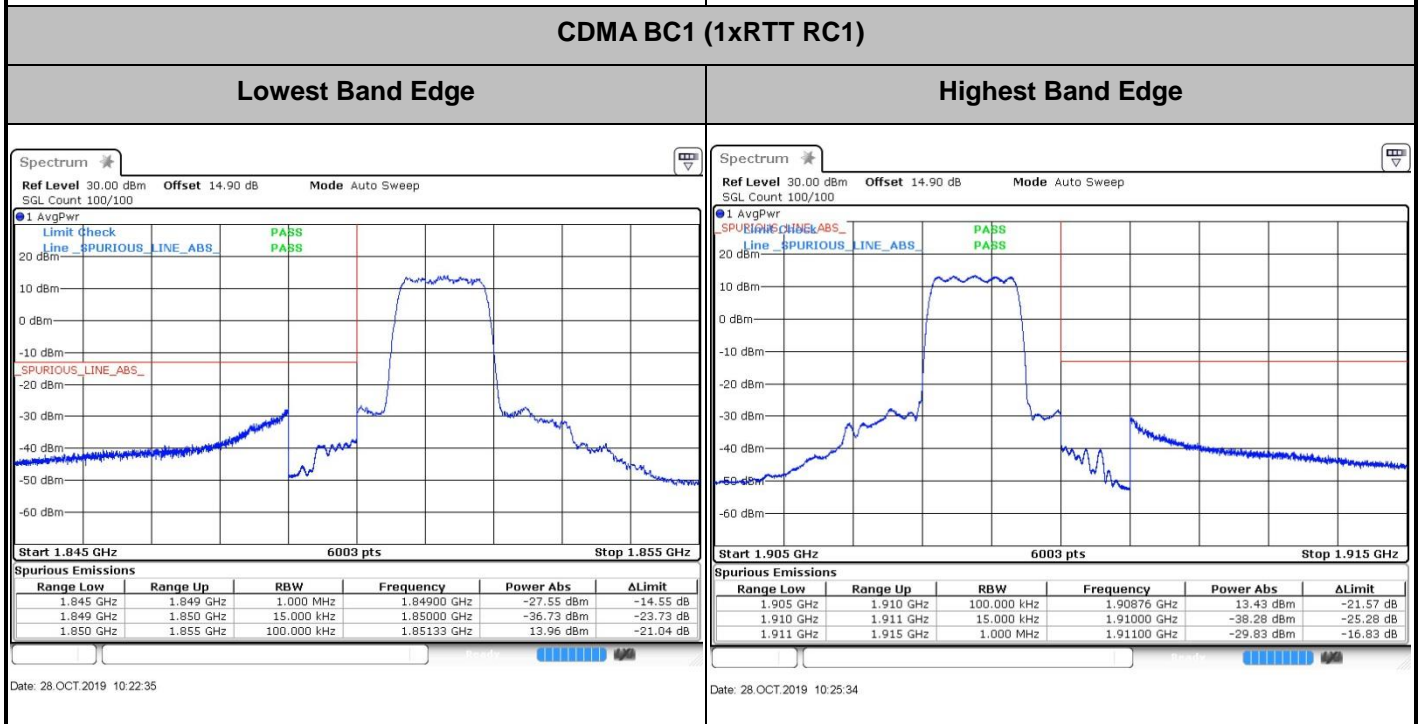
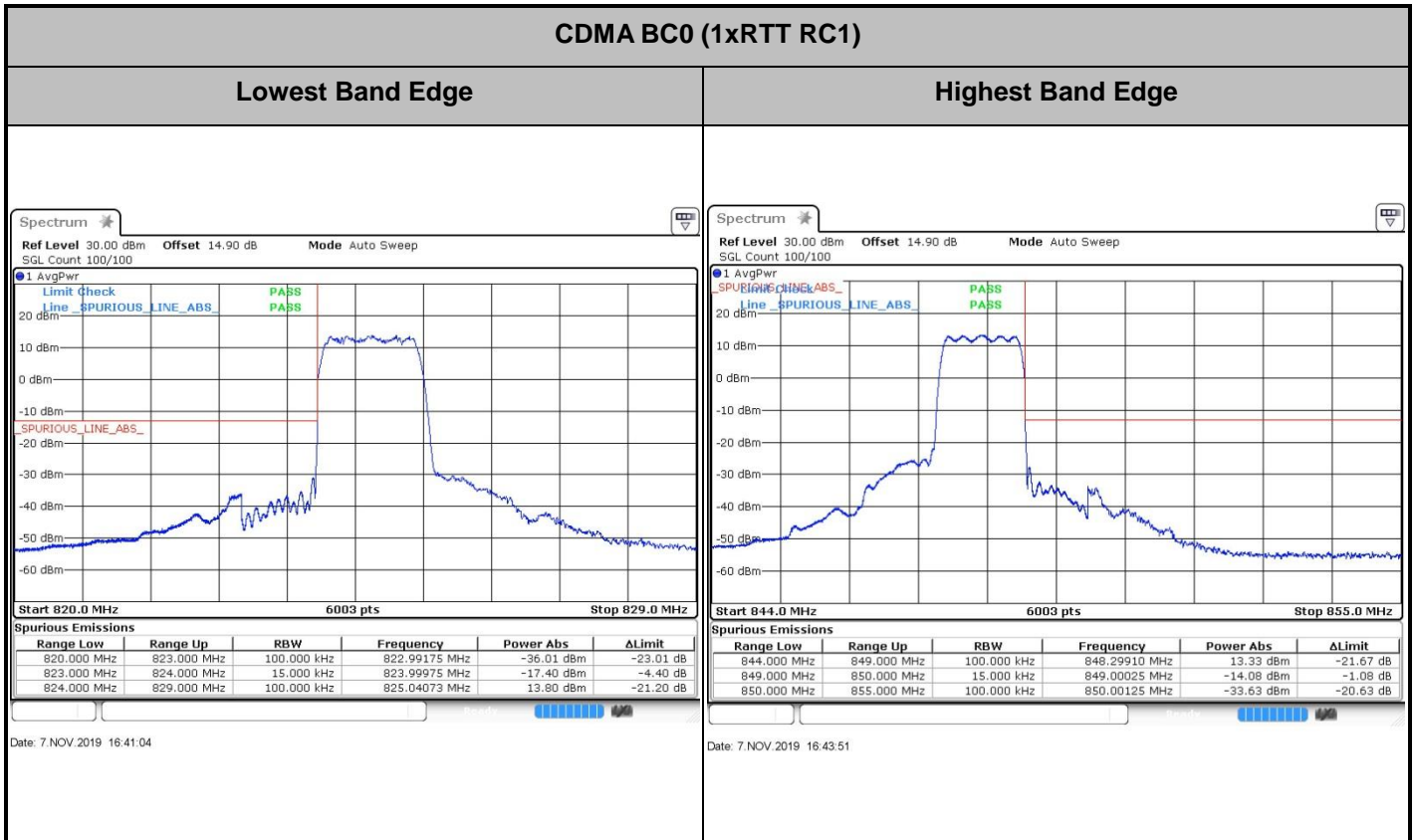
### Occupied Bandwidth

Mode	CDMA BC0	CDMA BC1
Mod.	1xRTT RC1	1xRTT RC1
Lowest CH	1.271	1.271
Middle CH	1.271	1.273
Highest CH	1.269	1.271



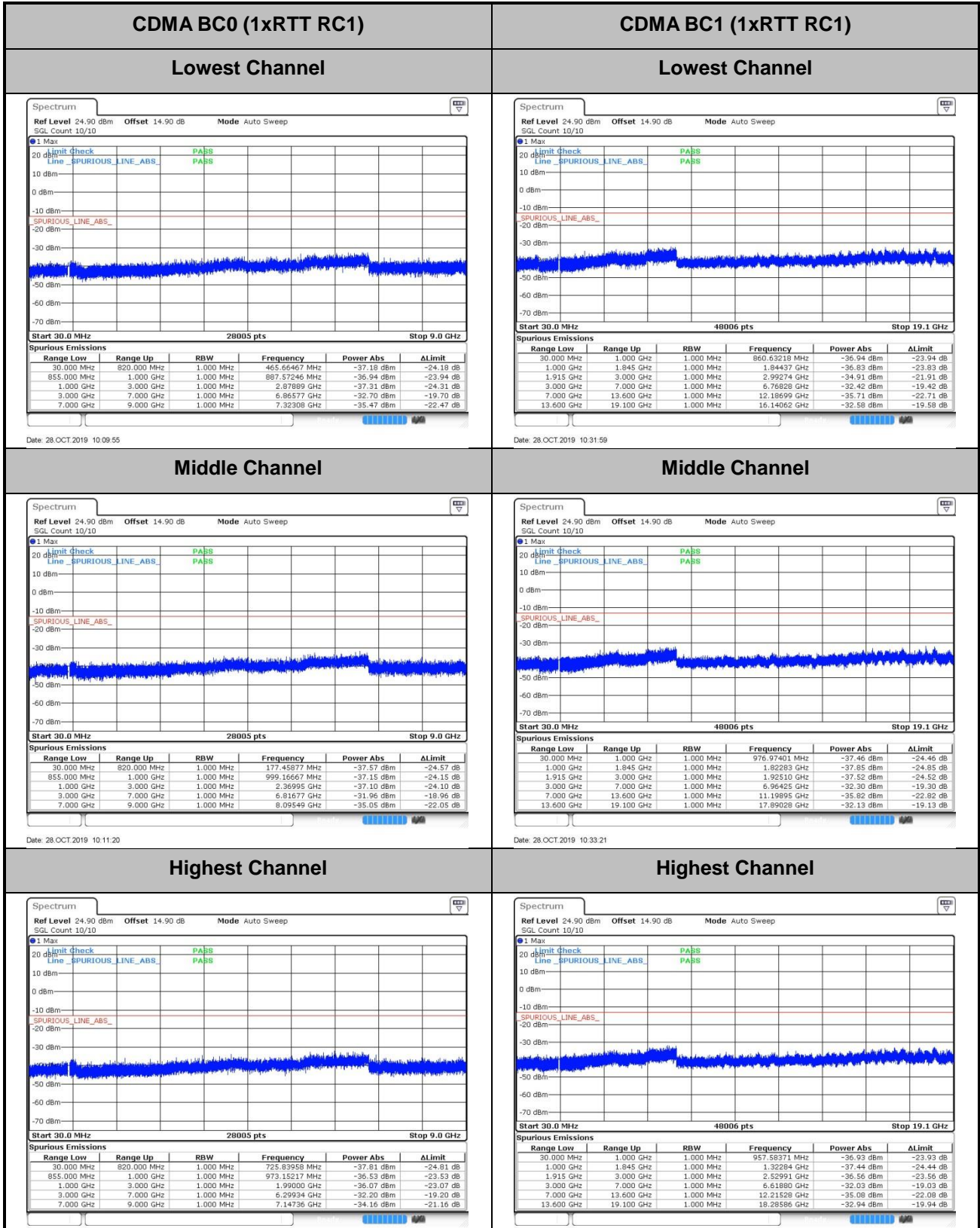


# Conducted Band Edge





# Conducted Spurious Emission





**Frequency Stability**

Test Conditions	Middle Channel	CDMA BC0 (1xRTT RC1)	Limit
Temperature (°C)	Voltage (Volt)	Deviation (ppm)	2.5ppm Result
50	Normal Voltage	0.0016	PASS
40	Normal Voltage	0.0005	
30	Normal Voltage	0.0032	
20(Ref.)	Normal Voltage	0.0000	
10	Normal Voltage	0.0043	
0	Normal Voltage	0.0059	
-10	Normal Voltage	0.0011	
-20	Normal Voltage	0.0048	
-30	Normal Voltage	0.0090	
20	Maximum Voltage	0.0005	
20	Normal Voltage	0.0090	
20	Battery End Point	0.0016	





Test Conditions	Middle Channel	CDMA BC1 (1xRTT RC1)	Limit Note 2.
Temperature (°C)	Voltage (Volt)	Deviation (ppm)	Result
50	Normal Voltage	0.0037	PASS
40	Normal Voltage	0.0027	
30	Normal Voltage	0.0005	
20(Ref.)	Normal Voltage	0.0000	
10	Normal Voltage	0.0069	
0	Normal Voltage	0.0074	
-10	Normal Voltage	0.0011	
-20	Normal Voltage	0.0080	
-30	Normal Voltage	0.0122	
20	Maximum Voltage	0.0027	
20	Normal Voltage	0.0112	
20	Battery End Point	0.0021	

**Note:**

1. Normal Voltage = 3.8V ; Battery End Point (BEP) = 3.6V ; Maximum Voltage =4.4V
2. The frequency fundamental emissions stay within the authorized frequency block based on the frequency deviation measured is small.



## Appendix B. Test Results of Radiated Test

### Radiated Spurious Emission

GSM850 (GSM)								
Channel	Frequency ( MHz )	ERP ( dBm )	Limit ( dBm )	Over Limit ( dB )	S.G. Power ( dBm )	TX Cable loss ( dB )	TX Antenna Gain ( dBi)	Polarization (H/V)
Lowest	1648	-45.25	-13	-32.25	-52.22	1.58	10.70	H
	2472	-42.90	-13	-29.90	-51.15	2.102	12.50	H
	3294	-59.98	-13	-46.98	-68.87	2.856	13.90	H
	4122	-60.22	-13	-47.22	-68.68	2.689	13.30	H
	1648	-48.48	-13	-35.48	-55.45	1.58	10.70	V
	2472	-40.24	-13	-27.24	-48.49	2.10	12.50	V
	3294	-58.22	-13	-45.22	-67.11	2.86	13.90	V
	4122	-57.84	-13	-44.84	-66.30	2.69	13.30	V
Middle	1672	-49.34	-13	-36.34	-56.31	1.58	10.70	H
	2510	-41.92	-13	-28.92	-50.17	2.102	12.50	H
	3348	-64.35	-13	-51.35	-73.24	2.856	13.90	H
	1672	-52.10	-13	-39.10	-59.07	1.58	10.70	V
	2510	-42.08	-13	-29.08	-50.33	2.10	12.50	V
	3348	-63.08	-13	-50.08	-71.97	2.86	13.90	V
Highest	1698	-51.71	-13	-38.71	-58.68	1.58	10.70	H
	2546	-47.06	-13	-34.06	-55.31	2.102	12.50	H
	3396	-56.31	-13	-43.31	-65.20	2.856	13.90	H
	1698	-53.99	-13	-40.99	-60.96	1.58	10.70	V
	2546	-43.98	-13	-30.98	-52.23	2.10	12.50	V
	3396	-53.84	-13	-40.84	-62.73	2.86	13.90	V

Remark: Spurious emissions within 30-1000MHz were found more than 20dB below limit line.



GSM850 (GSM)								
Channel	Frequency ( MHz )	ERP ( dBm )	Limit ( dBm )	Over Limit ( dB )	S.G. Power ( dBm )	TX Cable loss ( dB )	TX Antenna Gain (dBi)	Polarization (H/V)
Lowest	1648	-64.45	-13	-51.45	-71.42	1.58	10.70	H
	2472	-51.22	-13	-38.22	-59.47	2.102	12.50	H
	3294	-63.48	-13	-50.48	-72.37	2.856	13.90	H
	4122	-61.32	-13	-48.32	-69.78	2.689	13.30	H
	1648	-59.29	-13	-46.29	-66.26	1.58	10.70	V
	2472	-49.72	-13	-36.72	-57.97	2.10	12.50	V
	3294	-64.34	-13	-51.34	-73.23	2.86	13.90	V
	4122	-59.57	-13	-46.57	-68.03	2.69	13.30	V
Middle	1672	-62.44	-13	-49.44	-69.41	1.58	10.70	H
	2510	-46.93	-13	-33.93	-55.18	2.102	12.50	H
	3348	-64.19	-13	-51.19	-73.08	2.856	13.90	H
	1672	-61.78	-13	-48.78	-68.75	1.58	10.70	V
	2510	-46.85	-13	-33.85	-55.10	2.10	12.50	V
	3348	-63.98	-13	-50.98	-72.87	2.86	13.90	V
Highest	1698	-64.20	-13	-51.20	-71.17	1.58	10.70	H
	2546	-51.57	-13	-38.57	-59.82	2.102	12.50	H
	3396	-64.18	-13	-51.18	-73.07	2.856	13.90	H
	4242	-60.69	-13	-47.69	-69.15	2.689	13.30	H
	1698	-63.62	-13	-50.62	-70.59	1.58	10.70	V
	2546	-45.09	-13	-32.09	-53.34	2.10	12.50	V
	3396	-63.20	-13	-50.20	-72.09	2.86	13.90	V
	4242	-59.12	-13	-46.12	-67.58	2.69	13.30	V

Remark: Spurious emissions within 30-1000MHz were found more than 20dB below limit line.



GSM1900 (GSM)								
Channel	Frequency ( MHz )	EIRP ( dBm )	Limit ( dBm )	Over Limit ( dB )	S.G. Power ( dBm )	TX Cable loss ( dB )	TX Antenna Gain (dBi)	Polarization (H/V)
Lowest	3699	-57.59	-13	-44.59	-69.85	2.641	14.90	H
	5550.6	-56.08	-13	-43.08	-67.94	2.94	14.80	H
	7404	-50.05	-13	-37.05	-59.82	3.39	13.16	H
	3700.4	-57.32	-13	-44.32	-69.58	2.64	14.90	V
	5550	-55.77	-13	-42.77	-67.63	2.94	14.80	V
	7404	-49.77	-13	-36.77	-59.54	3.39	13.16	V
Middle	3759	-57.08	-13	-44.08	-69.34	2.641	14.90	H
	5640	-55.68	-13	-42.68	-67.54	2.94	14.80	H
	7524	-50.21	-13	-37.21	-59.98	3.39	13.16	H
	3759	-57.11	-13	-44.11	-69.37	2.64	14.90	V
	5640	-55.40	-13	-42.40	-67.26	2.94	14.80	V
	7524	-49.36	-13	-36.36	-59.13	3.39	13.16	V
Highest	3819	-57.11	-13	-44.11	-69.37	2.641	14.90	H
	5729.4	-55.89	-13	-42.89	-67.75	2.94	14.80	H
	7644	-50.11	-13	-37.11	-59.88	3.39	13.16	H
	3819	-56.95	-13	-43.95	-69.21	2.64	14.90	V
	5729.4	-55.35	-13	-42.35	-67.21	2.94	14.80	V
	7644	-49.31	-13	-36.31	-59.08	3.39	13.16	V

Remark: Spurious emissions within 30-1000MHz were found more than 20dB below limit line.



GSM1900 (GSM)								
Channel	Frequency ( MHz )	EIRP ( dBm )	Limit ( dBm )	Over Limit ( dB )	S.G. Power ( dBm )	TX Cable loss ( dB )	TX Antenna Gain (dBi)	Polarization (H/V)
Lowest	3699	-58.09	-13	-45.09	-70.35	2.641	14.90	H
	5550	-55.83	-13	-42.83	-67.69	2.94	14.80	H
	7404	-50.20	-13	-37.20	-59.97	3.39	13.16	H
	3699	-57.94	-13	-44.94	-70.20	2.64	14.90	V
	5550	-55.88	-13	-42.88	-67.74	2.94	14.80	V
	7404	-49.83	-13	-36.83	-59.60	3.39	13.16	V
Middle	3759	-56.94	-13	-43.94	-69.20	2.641	14.90	H
	5640	-55.58	-13	-42.58	-67.44	2.94	14.80	H
	7524	-50.28	-13	-37.28	-60.05	3.39	13.16	H
	3759	-57.11	-13	-44.11	-69.37	2.64	14.90	V
	5640	-55.18	-13	-42.18	-67.04	2.94	14.80	V
	7524	-49.46	-13	-36.46	-59.23	3.39	13.16	V
Highest	3819	-57.53	-13	-44.53	-69.79	2.64	14.90	H
	5730	-55.89	-13	-42.89	-67.75	2.94	14.80	H
	7644	-50.08	-13	-37.08	-59.85	3.39	13.16	H
	3819	-57.50	-13	-44.50	-69.76	2.64	14.90	V
	5730	-55.41	-13	-42.41	-67.27	2.94	14.80	V
	7644	-49.51	-13	-36.51	-59.28	3.39	13.16	V

Remark: Spurious emissions within 30-1000MHz were found more than 20dB below limit line.





WCDMA Band V(RMC 12.2Kbps)								
Channel	Frequency ( MHz )	EIRP ( dBm )	Limit ( dBm )	Over Limit ( dB )	S.G. Power ( dBm )	TX Cable loss ( dB )	TX Antenna Gain (dBi)	Polarization (H/V)
Lowest	1652.8	-68.53	-13	-55.53	-75.50	1.58	10.70	H
	2482	-59.62	-13	-46.62	-67.87	2.102	12.50	H
	3306	-64.25	-13	-51.25	-73.14	2.856	13.90	H
	1652	-68.56	-13	-55.56	-75.53	1.58	10.70	V
	2482	-61.15	-13	-48.15	-69.40	2.10	12.50	V
	3306	-64.15	-13	-51.15	-73.04	2.86	13.90	V
Middle	1672	-67.86	-13	-54.86	-74.83	1.58	10.70	H
	2509.2	-59.43	-13	-46.43	-67.68	2.102	12.50	H
	3348	-64.62	-13	-51.62	-73.51	2.856	13.90	H
	1672.8	-68.02	-13	-55.02	-74.99	1.58	10.70	V
	2510	-61.16	-13	-48.16	-69.41	2.10	12.50	V
	3348	-64.10	-13	-51.10	-72.99	2.86	13.90	V
Highest	1694	-68.22	-13	-55.22	-75.19	1.58	10.70	H
	2536	-59.30	-13	-46.30	-67.55	2.102	12.50	H
	3384	-64.85	-13	-51.85	-73.74	2.856	13.90	H
	1693.2	-68.42	-13	-55.42	-75.39	1.58	10.70	V
	2540	-60.57	-13	-47.57	-68.82	2.10	12.50	V
	3384	-64.50	-13	-51.50	-73.39	2.86	13.90	V

Remark: Spurious emissions within 30-1000MHz were found more than 20dB below limit line.



WCDMA Band II(RMC 12.2Kbps)								
Channel	Frequency ( MHz )	EIRP ( dBm )	Limit ( dBm )	Over Limit ( dB )	S.G. Power ( dBm )	TX Cable loss ( dB )	TX Antenna Gain (dBi)	Polarization (H/V)
Lowest	3705	-57.51	-13	-44.51	-69.77	2.64	14.90	H
	5557.2	-55.55	-13	-42.55	-67.41	2.94	14.80	H
	7404	-50.40	-13	-37.40	-60.17	3.39	13.16	H
	3704.8	-57.43	-13	-44.43	-69.69	2.64	14.90	V
	5556	-55.68	-13	-42.68	-67.54	2.94	14.80	V
	7404	-49.58	-13	-36.58	-59.35	3.39	13.16	V
Middle	3759	-57.21	-13	-44.21	-69.47	2.64	14.90	H
	5643	-53.99	-13	-40.99	-65.85	2.94	14.80	H
	7524	-50.30	-13	-37.30	-60.07	3.39	13.16	H
	3759	-56.68	-13	-43.68	-68.94	2.64	14.90	V
	5640	-54.66	-13	-41.66	-66.52	2.94	14.80	V
	7524	-49.56	-13	-36.56	-59.33	3.39	13.16	V
Highest	3816	-57.78	-13	-44.78	-70.04	2.641	14.90	H
	5724	-55.81	-13	-42.81	-67.67	2.94	14.80	H
	7632	-50.05	-13	-37.05	-59.82	3.39	13.16	H
	3816	-56.94	-13	-43.94	-69.20	2.64	14.90	V
	5724	-55.25	-13	-42.25	-67.11	2.94	14.80	V
	7632	-49.65	-13	-36.65	-59.42	3.39	13.16	V

Remark: Spurious emissions within 30-1000MHz were found more than 20dB below limit line.



WCDMA Band IV(RMC 12.2Kbps)								
Channel	Frequency ( MHz )	EIRP ( dBm )	Limit ( dBm )	Over Limit ( dB )	S.G. Power ( dBm )	TX Cable loss ( dB )	TX Antenna Gain (dBi)	Polarization (H/V)
Lowest	3423	-53.86	-13	-40.86	-64.60	2.604	13.34	H
	5137.2	-56.31	-13	-43.31	-66.82	3.011	13.52	H
	6852	-52.77	-13	-39.77	-62.97	3.271	13.47	H
	3423	-56.29	-13	-43.29	-67.03	2.604	13.34	V
	5136	-56.16	-13	-43.16	-66.67	3.011	13.52	V
	6852	-52.94	-13	-39.94	-63.14	3.271	13.47	V
Middle	3468	-53.95	-13	-40.95	-64.69	2.604	13.34	H
	5199	-56.41	-13	-43.41	-66.92	3.011	13.52	H
	6936	-52.66	-13	-39.66	-62.86	3.271	13.47	H
	3465	-54.94	-13	-41.94	-65.68	2.604	13.34	V
	5199	-56.62	-13	-43.62	-67.13	3.011	13.52	V
	6936	-52.39	-13	-39.39	-62.59	3.271	13.47	V
Highest	3504	-58.69	-13	-45.69	-69.43	2.604	13.34	H
	5257.8	-56.46	-13	-43.46	-66.97	3.011	13.52	H
	7008	-51.20	-13	-38.20	-61.40	3.271	13.47	H
	3504	-59.32	-13	-46.32	-70.06	2.604	13.34	V
	5259	-56.91	-13	-43.91	-67.42	3.011	13.52	V
	7008	-51.04	-13	-38.04	-61.24	3.271	13.47	V

Remark: Spurious emissions within 30-1000MHz were found more than 20dB below limit line.



CDMA BC0(1xRTT RC1)								
Channel	Frequency ( MHz )	ERP ( dBm )	Limit ( dBm )	Over Limit ( dB )	S.G. Power ( dBm )	TX Cable loss ( dB )	TX Antenna Gain (dBi)	Polarization (H/V)
Lowest	1650	-65.53	-13	-52.53	-72.50	1.58	10.70	H
	2474	-64.37	-13	-51.37	-72.62	2.102	12.50	H
	3300	-64.09	-13	-51.09	-72.98	2.856	13.90	H
	1650	-67.05	-13	-54.05	-74.02	1.58	10.70	V
	2474	-63.66	-13	-50.66	-71.91	2.10	12.50	V
	3300	-63.70	-13	-50.70	-72.59	2.86	13.90	V
Middle	1672	-65.47	-13	-52.47	-72.44	1.58	10.70	H
	2510	-62.68	-13	-49.68	-70.93	2.102	12.50	H
	3348	-63.64	-13	-50.64	-72.53	2.856	13.90	H
	1674	-64.87	-13	-51.87	-71.84	1.58	10.70	V
	2510	-63.39	-13	-50.39	-71.64	2.10	12.50	V
	3348	-63.97	-13	-50.97	-72.86	2.86	13.90	V
Highest	1696	-66.16	-13	-53.16	-73.13	1.58	10.70	H
	2544	-63.45	-13	-50.45	-71.70	2.102	12.50	H
	3396	-63.62	-13	-50.62	-72.51	2.856	13.90	H
	1696	-67.70	-13	-54.70	-74.67	1.58	10.70	V
	2544	-63.68	-13	-50.68	-71.93	2.10	12.50	V
	3396	-63.79	-13	-50.79	-72.68	2.86	13.90	V

Remark: Spurious emissions within 30-1000MHz were found more than 20dB below limit line.



CDMA BC1(1xRTT RC1)								
Channel	Frequency ( MHz )	EIRP ( dBm )	Limit ( dBm )	Over Limit ( dB )	S.G. Power ( dBm )	TX Cable loss ( dB )	TX Antenna Gain (dBi)	Polarization (H/V)
Lowest	3702	-56.45	-13	-43.45	-68.71	2.641	14.90	H
	5553	-54.71	-13	-41.71	-66.57	2.94	14.80	H
	7404	-50.33	-13	-37.33	-60.10	3.39	13.16	H
	3702	-56.33	-13	-43.33	-68.59	2.64	14.90	V
	5553	-55.62	-13	-42.62	-67.48	2.94	14.80	V
	7404	-49.64	-13	-36.64	-59.41	3.39	13.16	V
Middle	3759	-57.09	-13	-44.09	-69.35	2.641	14.90	H
	5640	-55.15	-13	-42.15	-67.01	2.94	14.80	H
	7524	-50.42	-13	-37.42	-60.19	3.39	13.16	H
	3759	-56.74	-13	-43.74	-69.00	2.64	14.90	V
	5640	-53.90	-13	-40.90	-65.76	2.94	14.80	V
	7524	-49.56	-13	-36.56	-59.33	3.39	13.16	V
Highest	3819	-57.59	-13	-44.59	-69.85	2.641	14.90	H
	5727	-55.97	-13	-42.97	-67.83	2.94	14.80	H
	7632	-50.14	-13	-37.14	-59.91	3.39	13.16	H
	3819	-57.50	-13	-44.50	-69.76	2.64	14.90	V
	5727	-55.67	-13	-42.67	-67.53	2.94	14.80	V
	7632	-49.77	-13	-36.77	-59.54	3.39	13.16	V

Remark: Spurious emissions within 30-1000MHz were found more than 20dB below limit line.