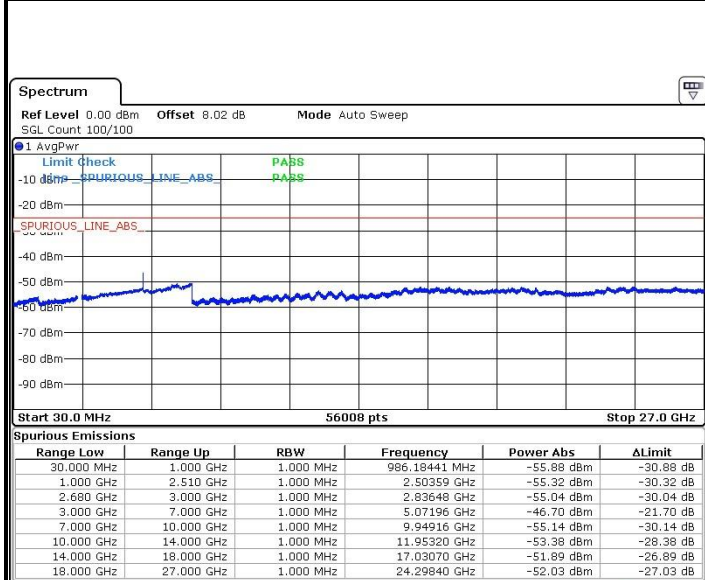




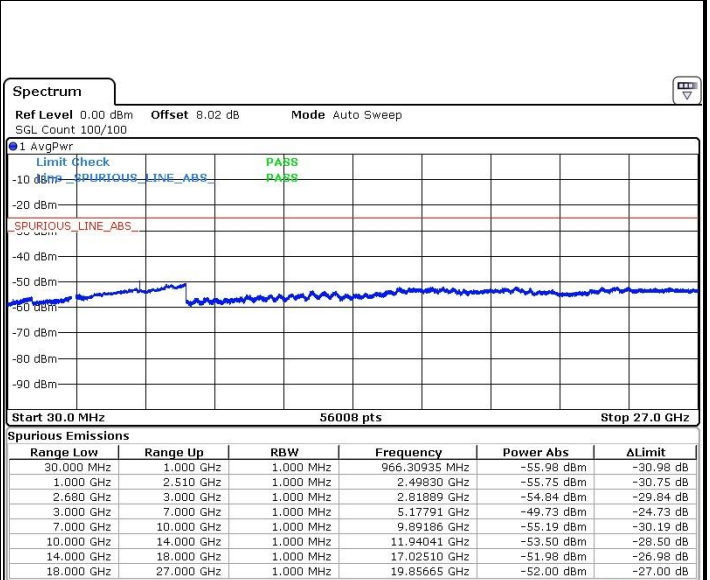
LTE Band 41 / 15MHz

Lowest Channel / 64QAM



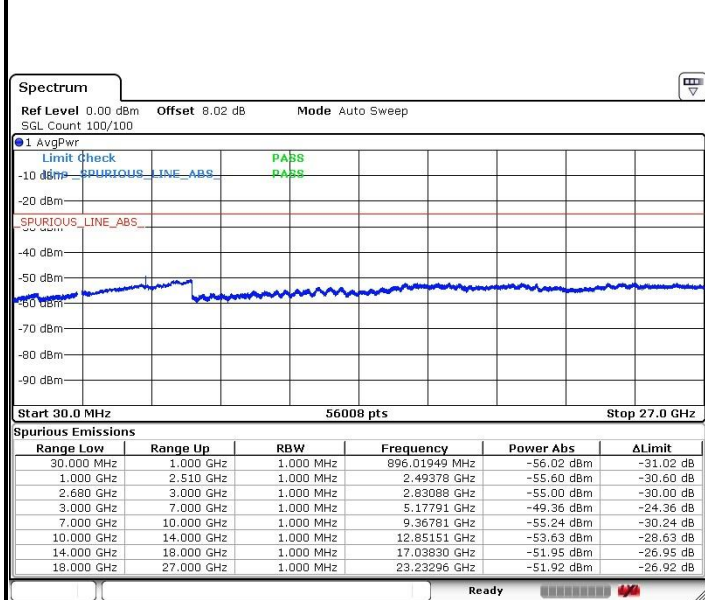
Date: 5.NOV.2019 01:14:14

Middle Channel / 64QAM



Date: 5.NOV.2019 01:16:29

Highest Channel / 64QAM



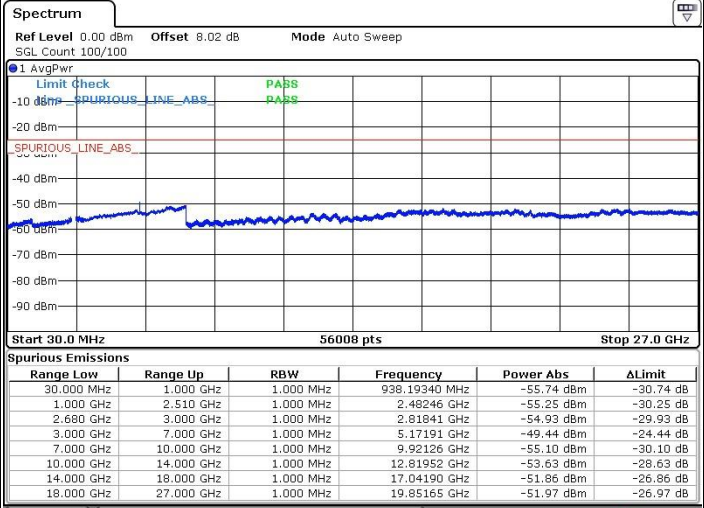
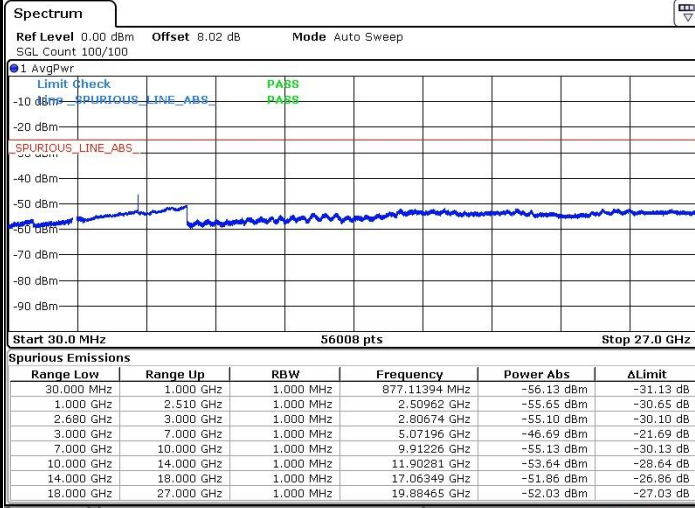
Date: 5.NOV.2019 01:23:00



LTE Band 41 / 20MHz

Lowest Channel / 64QAM

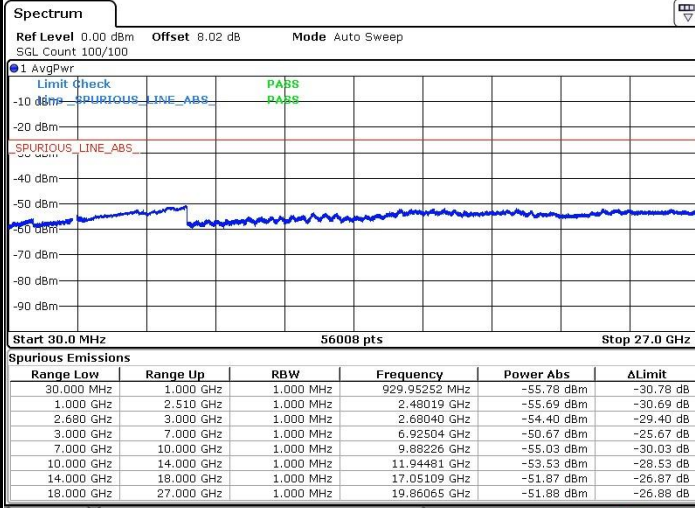
Middle Channel / 64QAM



Date: 5 NOV.2019 01:00:21

Date: 5 NOV.2019 01:05:25

Highest Channel / 64QAM



Date: 5 NOV.2019 01:07:18



Frequency Stability

Test Conditions		LTE Band 41 (QPSK) / Middle Channel	Limit
Temperature (°C)	Voltage (Volt)	BW 10MHz	Note 2.
		Deviation (ppm)	Result
50	Normal Voltage	0.0023	PASS
40	Normal Voltage	0.0004	
30	Normal Voltage	0.0021	
20(Ref.)	Normal Voltage	0.0000	
10	Normal Voltage	0.0016	
0	Normal Voltage	0.0020	
-10	Normal Voltage	0.0022	
-20	Normal Voltage	0.0002	
-30	Normal Voltage	0.0002	
20	Maximum Voltage	0.0016	
20	Normal Voltage	0.0005	
20	Battery End Point	0.0003	

Note:

1. Normal Voltage =3.8 V. ; Battery End Point (BEP) =3.6 V. ; Maximum Voltage =4.2 V.
2. Note: The frequency fundamental emissions stay within the authorized frequency block.



Appendix B. Test Results of Radiated Test

Radiated Spurious Emission

LTE Band 4 / 20MHz / QPSK								
Channel	Frequency (MHz)	EIRP (dBm)	Limit (dBm)	Over Limit (dB)	S.G. Power (dBm)	TX Cable loss (dB)	TX Antenna Gain (dBi)	Polarization (H/V)
Middle	3447	-53.79	-13	-40.79	-64.53	2.604	13.34	H
	5170.77	-51.47	-13	-38.47	-61.98	3.011	13.52	H
	6894	-49.15	-13	-36.15	-59.35	3.271	13.47	H
	3447.18	-53.59	-13	-40.59	-64.33	2.604	13.34	V
	5172	-51.38	-13	-38.38	-61.89	3.011	13.52	V
	6894	-49.65	-13	-36.65	-59.85	3.271	13.47	V

Remark: Spurious emissions within 30-1000MHz were found more than 20dB below limit line.

LTE Band 5 / 10MHz / QPSK								
Channel	Frequency (MHz)	EIRP (dBm)	Limit (dBm)	Over Limit (dB)	S.G. Power (dBm)	TX Cable loss (dB)	TX Antenna Gain (dBi)	Polarization (H/V)
Middle	1664	-64.54	-13	-51.54	-71.51	1.58	10.70	H
	2496	-39.69	-13	-26.69	-47.94	2.102	12.50	H
	3330	-64.03	-13	-51.03	-72.92	2.856	13.90	H
	1664	-64.01	-13	-51.01	-70.98	1.58	10.70	V
	2496	-41.14	-13	-28.14	-49.39	2.10	12.50	V
	3330	-63.77	-13	-50.77	-72.66	2.86	13.90	V

Remark: Spurious emissions within 30-1000MHz were found more than 20dB below limit line.

LTE Band 26 / 15MHz / QPSK								
Channel	Frequency (MHz)	EIRP (dBm)	Limit (dBm)	Over Limit (dB)	S.G. Power (dBm)	TX Cable loss (dB)	TX Antenna Gain (dBi)	Polarization (H/V)
Middle	1659.68	-66.05	-13	-53.05	-73.02	1.58	10.70	H
	2490	-59.68	-13	-46.68	-67.93	2.102	12.50	H
	3318	-62.56	-13	-49.56	-71.45	2.856	13.90	H
	1660	-66.02	-13	-53.02	-72.99	1.58	10.70	V
	2490	-55.13	-13	-42.13	-63.38	2.10	12.50	V
	3318	-62.59	-13	-49.59	-71.48	2.86	13.90	V

Remark: Spurious emissions within 30-1000MHz were found more than 20dB below limit line.



LTE Band 41 / 20MHz / QPSK								
Channel	Frequency (MHz)	EIRP (dBm)	Limit (dBm)	Over Limit (dB)	S.G. Power (dBm)	TX Cable loss (dB)	TX Antenna Gain (dBi)	Polarization (H/V)
Middle	5172	-57.42	-25	-32.42	-67.52	3.54	13.64	H
	7760	-49.99	-25	-24.99	-59.42	4.10	13.52	H
	10340	-58.36	-25	-33.36	-68.24	4.51	14.39	H
	5172	-56.97	-25	-31.97	-67.07	3.54	13.64	V
	7760	-52.25	-25	-27.25	-61.68	4.10	13.52	V
	10340	-58.31	-25	-33.31	-68.19	4.51	14.39	V

Remark: Spurious emissions within 30-1000MHz were found more than 20dB below limit line.



Appendix D. Reference Report

Please refer to Sporton report number FG9O0901B which is issued separately.