



FCC RF Test Report

APPLICANT : Motorola Mobility LLC
EQUIPMENT : Mobile Cellular Phone
BRAND NAME : Motorola
MODEL NAME : XT2041-3
FCC ID : IHDT56YL3
STANDARD : 47 CFR Part 2, 22(H), 24(E), 27(L), 27(M)
CLASSIFICATION : PCS Licensed Transmitter Held to Ear (PCE)

The product was received on Oct. 09, 2019 and completely tested on Nov. 16, 2019. We, Sporton International (Kunshan) Inc., would like to declare that the tested sample has been evaluated in accordance with the procedures given in ANSI C63.26-2015 and shown compliance with the applicable technical standards.

The test results in this report apply exclusively to the tested model / sample. Without written approval of Sporton International (Kunshan) Inc., the test report shall not be reproduced except in full.

Reviewed by: Jason Jia / Supervisor

Approved by: James Huang / Manager



Sporton International (Kunshan) Inc.

**No. 1098, Pengxi North Road, Kunshan Economic Development Zone Jiangsu Province 215300
People's Republic of China**



TABLE OF CONTENTS

REVISION HISTORY... 3
SUMMARY OF TEST RESULT ... 4
1 GENERAL DESCRIPTION ... 6
1.1 Applicant ... 6
1.2 Manufacturer ... 6
1.3 Product Feature of Equipment Under Test ... 6
1.4 Product Specification of Equipment Under Test ... 7
1.5 Modification of EUT ... 7
1.6 Specification of Accessory ... 8
1.7 Re-use of Measured Data ... 9
1.8 Maximum ERP/EIRP, Frequency Tolerance, and Emission Designator ... 10
1.9 Testing Location ... 14
1.10 Test Software ... 14
1.11 Applicable Standards ... 14
2 TEST CONFIGURATION OF EQUIPMENT UNDER TEST ... 15
2.1 Test Mode ... 15
2.2 Connection Diagram of Test System ... 17
2.3 Support Unit used in test configuration and system ... 17
2.4 Measurement Results Explanation Example ... 17
2.5 Frequency List of Low/Middle/High Channels ... 18
3 CONDUCTED TEST ITEMS ... 21
3.1 Measuring Instruments ... 21
3.2 Test Setup ... 21
3.3 Test Result of Conducted Test ... 21
3.4 Conducted Output Power and ERP/EIRP ... 22
3.5 Peak-to-Average Ratio ... 23
3.6 Occupied Bandwidth ... 24
3.7 Conducted Band Edge ... 25
3.8 Conducted Spurious Emission ... 27
3.9 Frequency Stability ... 28
4 RADIATED TEST ITEMS ... 29
4.1 Measuring Instruments ... 29
4.2 Test Setup ... 29
4.3 Test Result of Radiated Test ... 29
4.4 Radiated Spurious Emission ... 30
5 LIST OF MEASURING EQUIPMENT ... 31
6 UNCERTAINTY OF EVALUATION ... 32
APPENDIX A. TEST RESULTS OF CONDUCTED TEST
APPENDIX B. TEST RESULTS OF RADIATED TEST
APPENDIX C. TEST SETUP PHOTOGRAPHS
APPENDIX D. REFERENCE REPORT



SUMMARY OF TEST RESULT

Report Section	FCC Rule	Description	Limit	Result	Remark
3.4	§2.1046	Conducted Output Power	Reporting Only	PASS	-
	§22.913(a)(5)	Effective Radiated Power (Band 5) (Band 26)	ERP < 7 Watt		
	§24.232(c) §27.50(h)(2)	Equivalent Isotropic Radiated Power (Band 2) (Band 7) (Band 38) (Band 41)	EIRP < 2Watt		
	§27.50(d)(4)	Equivalent Isotropic Radiated Power (Band 4)	EIRP < 1Watt		
3.5	§24.232(d)	Peak-to-Average Ratio	<13 dB	PASS	-
3.6	§2.1049	Occupied Bandwidth	Reporting Only	PASS	-
3.7	§2.1051 §22.917(a) §24.238(a) §27.53(h)	Conducted Band Edge Measurement (Band 2) (Band 4) (Band 5) (Band 26)	< 43+10log ₁₀ (P[Watts])	PASS	-
	§27.53(m)(4)	Conducted Band Edge Measurement (Band 7) (Band 38) (Band 41)	§27.53(m)(4)		
3.8	§2.1051 §22.917(a) §24.238(a) §27.53(h)	Conducted Spurious Emission (Band 2) (Band 4) (Band 5) (Band 26)	< 43+10log ₁₀ (P[Watts])	PASS	-
	§2.1051 §27.53(m)(4)	Conducted Spurious Emission (Band 7) (Band 38) (Band 41)	< 55+10log ₁₀ (P[Watts])		
3.9	§2.1055 §22.355	Frequency Stability Temperature & Voltage	< 2.5 ppm for Part 22	PASS	-
	§2.1055 §24.235 §27.54		Within Authorized Band		



Report Section	FCC Rule	Description	Limit	Result	Remark
4.4	§2.1053 §22.917(a) §24.238(a) §27.53(h)	Radiated Spurious Emission (Band 2) (Band 4) (Band 5) (Band 26)	$< 43+10\log_{10}(P[\text{Watts}])$	PASS	Under limit 24.99 dB at 7760.000 MHz
	§2.1053 §27.53(m)(4)	Radiated Spurious Emission (Band 7) (Band 38) (Band 41)	$< 55+10\log_{10}(P[\text{Watts}])$		

Declaration of Conformity:
The test results with all measurement uncertainty excluded are presented in accordance with the regulation limits or requirements declared by manufacturers.

Comments and Explanations:
The declared of product specification for EUT presented in the report are provided by the manufacturer, and the manufacturer takes all the responsibilities for the accuracy of product specification.



1 General Description

1.1 Applicant

Motorola Mobility LLC
222 W,Merchandise Mart Plaza, Chicago IL 60654 USA

1.2 Manufacturer

Motorola Mobility LLC
222 W,Merchandise Mart Plaza, Chicago IL 60654 USA

1.3 Product Feature of Equipment Under Test

Product Feature	
Equipment	Mobile Cellular Phone
Brand Name	Motorola
Model Name	XT2041-3
FCC ID	IHDT56YL3
EUT supports Radios application	GSM/WCDMA/LTE WLAN 2.4GHz 802.11b/g/n HT20 Bluetooth BR/EDR/LE FM Receiver and GNSS
IMEI Code	Conducted: N/A Radiation: 359095100020053 / 359095100020061 for Band 4, 26 359098100019414/359098100019422 for Band 5 359095100023172/359095100023180 for Band 41
HW Version	DVT2
SW Version	QPE30.61
EUT Stage	Identical Prototype

1.4 Product Specification of Equipment Under Test

Standards-related Product Specification	
Tx Frequency	LTE Band 2 : 1850.7 MHz ~ 1909.3 MHz LTE Band 4 : 1710.7 MHz ~ 1754.3 MHz LTE Band 5 : 824.7 MHz ~ 848.3 MHz LTE Band 7 : 2502.5 MHz ~ 2567.5 MHz LTE Band 26 : 824.7MHz ~ 848.3 MHz LTE Band 38 : 2572.5MHz ~ 2617.5MHz LTE Band 41 : 2537.5 MHz ~ 2652.5 MHz
Rx Frequency	LTE Band 2 : 1930.7 MHz ~ 1989.3 MHz LTE Band 4 : 2110.7 MHz ~ 2154.3 MHz LTE Band 5 : 869.7 MHz ~ 893.3 MHz LTE Band 7 : 2622.5MHz ~ 2687.5 MHz LTE Band 26 : 869.7MHz ~ 893.3MHz LTE Band 38 : 2572.5MHz ~ 2617.5MHz LTE Band 41 : 2537.5 MHz ~ 2652.5 MHz
Bandwidth	LTE Band 2 : 1.4MHz / 3MHz / 5MHz / 10MHz / 15MHz / 20MHz LTE Band 4 : 1.4MHz / 3MHz / 5MHz / 10MHz / 15MHz / 20MHz LTE Band 5 : 1.4MHz / 3MHz / 5MHz / 10MHz LTE Band 7 : 5MHz / 10MHz / 15MHz / 20MHz LTE Band 26 : 1.4MHz / 3MHz / 5MHz / 10MHz / 15MHz LTE Band 38 : 5MHz / 10MHz / 15MHz / 20MHz LTE Band 41 : 5MHz / 10MHz / 15MHz / 20MHz
Maximum Output Power to Antenna	LTE Band 2 : 23.03 dBm LTE Band 4 : 22.34 dBm LTE Band 5 : 22.85 dBm LTE Band 7 : 23.25 dBm LTE Band 26 : 21.91 dBm LTE Band 38 : 22.90 dBm LTE Band 41 : 22.87 dBm
Antenna Gain	LTE Band 2 : -0.60 dBi LTE Band 4 : -0.10 dBi LTE Band 5 : -5.90 dBi LTE Band 7 : 0.10 dBi LTE Band 26 : -4.30 dBi LTE Band 38 : 0.10 dBi LTE Band 41 : 0.10 dBi
Type of Modulation	QPSK / 16QAM / 64QAM

1.5 Modification of EUT

No modifications are made to the EUT during all test items.



1.6 Specification of Accessory

Specification of Accessory				
AC Adapter 1(US)	Brand Name	Motorola (Chenyang)	Model Name	SC-51
	Power Rating	I/P: 100-240 Vac, 600mA, O/P: 5/9/12Vdc, 3000/2000/1500mA		
AC Adapter 1(EU)	Brand Name	Motorola (Chenyang)	Model Name	SC-52
	Power Rating	I/P: 100-240 Vac, 600mA, O/P: 5/9/12Vdc, 3000/2000/1500mA		
AC Adapter 1(AU)	Brand Name	Motorola (Chenyang)	Model Name	SC-55
	Power Rating	I/P: 100-240 Vac, 600mA, O/P: 5/9/12Vdc, 3000/2000/1500mA		
AC Adapter 1(UK)	Brand Name	Motorola (Chenyang)	Model Name	SC-53
	Power Rating	I/P: 100-240 Vac, 600mA, O/P: 5/9/12Vdc, 3000/2000/1500mA		
AC Adapter 2(US)	Brand Name	Motorola (Acbel)	Model Name	SC-51
	Power Rating	I/P: 100-240 Vac, 600mA, O/P: 5/9/12Vdc, 3000/2000/1500mA		
AC Adapter 2(EU)	Brand Name	Motorola (Acbel)	Model Name	SC-52
	Power Rating	I/P: 100-240 Vac, 600mA, O/P: 5/9/12Vdc, 3000/2000/1500mA		
Battery	Brand Name	Motorola(Amperex)	Model Name	KZ50
	Power Rating	3.8Vdc, 5000mAh	Type	Li-ion polymer
Earphone	Brand Name	Motorola (New Leader)	Model Name	NLD-EM307K-01SF
	Signal Line Type	1.2 meter, non-shielded cable, without ferrite core		
USB Cable 1	Brand Name	Motorola (SaiBao)	Model Name	SWT-A096A
	Signal Line Type	1.0 meter, shielded cable, without ferrite core		
USB Cable 2	Brand Name	Motorola (LiQi)	Model Name	LQ025289
	Signal Line Type	1.0 meter, shielded cable, without ferrite core		
USB Cable 3	Brand Name	Motorola (BRL)	Model Name	711310002781
	Signal Line Type	1.0 meter, shielded cable, without ferrite core		



1.7 Re-use of Measured Data

1.7.1 Introduction Section

This application re-uses data collected on a similar device. The subject device of this application (Model: XT2041-3, FCC ID: IHDT56YL3) is electrically identical to the reference device (Model: XT2041-1, FCC ID: IHDT56YL2) for the portions of the circuitry corresponding to the data being re-used, as treated by KDB Publication 484596 D01.

1.7.2 Difference Section

For details concerning the similarity with respect to component placement, mechanical/electrical design etc., please refer to the Product Equality Declaration.

The re-used RF data includes the following bands provided in Appendix D (Sporton RF Report No. FG9O0901A for the reference device Model: XT2041-1, FCC ID: IHDT56YL2).

1.7.3 Reference detail Section:

Equipment Class	Reference FCC ID	Folder Test	Report Title/Section
PCE (LTE)	IHDT56YL2	Part22H.24E.27L.27M,.27H (FG9O0901B)	All sections applicable for LTE Band 2/7, Other test item for full test.

1.7.4 Spot Check Verification Data Section

In order to confirm hardware similarity of the subject device with the reference device, spot check measurements were performed on the subject device for the following test items, the test result were consistent with FCC ID: IHDT56YL2.

Assertions concerning the similarity of these devices are based on representations by the applicant. The applicant accepts full responsibility for the validity of the similarity claim, and for the determination that verification test data are sufficient to support it.

Test Item	Mode	IHDT56YL2 Worst Result	IHDT56YL3 Worst Result	Difference (dB)
Radiated Spurious Emission (dBuV/m)	LTE Band2	-49.78	-49.36	0.42
	LTE Band7	-43.03	-44	-0.97



1.8 Maximum ERP/EIRP, Frequency Tolerance, and Emission Designator

LTE Band 2		QPSK			16QAM		
BW (MHz)	Frequency Range (MHz)	Emission Designator (99%OBW)	Frequency Tolerance (ppm)	Maximum EIRP(W)	Emission Designator (99%OBW)	Frequency Tolerance (ppm)	Maximum EIRP(W)
1.4	1850.7 ~ 1909.3	-	-	0.1671	-	-	0.1413
3	1851.5 ~ 1908.5	-	-	0.1675	-	-	0.1429
5	1852.5 ~ 1907.5	-	-	0.1738	-	-	0.1517
10	1855.0 ~ 1905.0	-	-	0.1742	-	-	0.1531
15	1857.5 ~ 1902.5	-	-	0.1726	-	-	0.1496
20	1860.0 ~ 1900.0	-	-	0.1750	-	-	0.1483
LTE Band 2		64QAM					
BW (MHz)	Frequency Range (MHz)	Emission Designator (99%OBW)	Frequency Tolerance (ppm)		Maximum EIRP(W)		
1.4	1850.7 ~ 1909.3	-	-		0.1164		
3	1851.5 ~ 1908.5	-	-		0.1175		
5	1852.5 ~ 1907.5	-	-		0.1233		
10	1855.0 ~ 1905.0	-	-		0.1245		
15	1857.5 ~ 1902.5	-	-		0.1222		
20	1860.0 ~ 1900.0	-	-		0.1205		
LTE Band 4		QPSK			16QAM		
BW (MHz)	Frequency Range (MHz)	Emission Designator (99%OBW)	Frequency Tolerance (ppm)	Maximum EIRP(W)	Emission Designator (99%OBW)	Frequency Tolerance (ppm)	Maximum EIRP(W)
1.4	1710.7 ~ 1754.3	1M09G7D	-	0.1667	1M09W7D	-	0.1374
3	1711.5 ~ 1753.5	2M72G7D	-	0.1671	2M72W7D	-	0.1409
5	1712.5 ~ 1752.5	4M49G7D	-	0.1667	4M50W7D	-	0.1452
10	1715.0 ~ 1750.0	9M05G7D	0.0031	0.1671	9M05W7D	-	0.1455
15	1717.5 ~ 1747.5	13M5G7D	-	0.1656	13M5W7D	-	0.1432
20	1720.0 ~ 1745.0	18M4G7D	-	0.1675	18M4W7D	-	0.1435
LTE Band 4		64QAM					
BW (MHz)	Frequency Range (MHz)	Emission Designator (99%OBW)	Frequency Tolerance (ppm)		Maximum EIRP(W)		
1.4	1710.7 ~ 1754.3	1M09W7D	-		0.1117		
3	1711.5 ~ 1753.5	2M73W7D	-		0.1156		
5	1712.5 ~ 1752.5	4M51W7D	-		0.1169		



10	1715.0 ~ 1750.0	9M07W7D	-	0.1175			
15	1717.5 ~ 1747.5	13M5W7D	-	0.1164			
20	1720.0 ~ 1745.0	18M5W7D	-	0.1169			
LTE Band 5		QPSK			16QAM		
BW (MHz)	Frequency Range (MHz)	Emission Designator (99%OBW)	Frequency Tolerance (ppm)	Maximum ERP(W)	Emission Designator (99%OBW)	Frequency Tolerance (ppm)	Maximum ERP(W)
1.4	824.7 ~ 848.3	1M09G7D	-	0.0301	1M09W7D	-	0.0251
3	825.5 ~ 847.5	2M73G7D	-	0.0299	2M74W7D	-	0.0251
5	826.5 ~ 846.5	4M51G7D	-	0.0301	4M51W7D	-	0.0254
10	829.0 ~ 844.0	9M05G7D	0.0059	0.0302	9M03W7D	-	0.0248
LTE Band 5		64QAM					
BW (MHz)	Frequency Range (MHz)	Emission Designator (99%OBW)	Frequency Tolerance (ppm)	Maximum ERP(W)			
1.4	824.7 ~ 848.3	1M09W7D	-	0.0203			
3	825.5 ~ 847.5	2M73W7D	-	0.0204			
5	826.5 ~ 846.5	4M51W7D	-	0.0207			
10	829.0 ~ 844.0	9M07W7D	-	0.0201			
LTE Band 7		QPSK			16QAM		
BW (MHz)	Frequency Range (MHz)	Emission Designator (99%OBW)	Frequency Tolerance (ppm)	Maximum EIRP(W)	Emission Designator (99%OBW)	Frequency Tolerance (ppm)	Maximum EIRP(W)
5	2502.5 ~ 2567.5	-	-	0.2138	-	-	0.2032
10	2505.0 ~ 2565.0	-	-	0.2143	-	-	0.1919
15	2507.5 ~ 2562.5	-	-	0.2158	-	-	0.1923
20	2510.0 ~ 2560.0	-	-	0.2163	-	-	0.2042
LTE Band 7		64QAM					
BW (MHz)	Frequency Range (MHz)	Emission Designator (99%OBW)	Frequency Tolerance (ppm)	Maximum EIRP(W)			
5	2502.5 ~ 2567.5	-	-	0.1542			
10	2505.0 ~ 2565.0	-	-	0.1596			
15	2507.5 ~ 2562.5	-	-	0.1603			
20	2510.0 ~ 2560.0	-	-	0.1592			



LTE Band 26		QPSK			16QAM		
BW (MHz)	Frequency Range (MHz)	Emission Designator (99%OBW)	Frequency Tolerance (ppm)	Maximum ERP(W)	Emission Designator (99%OBW)	Frequency Tolerance (ppm)	Maximum ERP(W)
1.4	824.7 ~ 848.3	1M10G7D	-	0.0345	1M10W7D	-	0.0335
3	825.5 ~ 847.5	2M72G7D	-	0.0348	2M73W7D	-	0.0337
5	826.5 ~ 846.5	4M51G7D	-	0.0348	4M50W7D	-	0.0337
10	829.0 ~ 844.0	9M07G7D	0.0091	0.0349	9M03W7D	-	0.0339
15	831.5 ~ 841.5	13M5G7D	-	0.0352	13M5W7D	-	0.0341
CH26765	821.5	13M4G7D	-	0.0329	13M4W7D	-	0.0319
LTE Band 26		64QAM					
BW (MHz)	Frequency Range (MHz)	Emission Designator (99%OBW)	Frequency Tolerance (ppm)		Maximum ERP(W)		
1.4	824.7 ~ 848.3	1M09W7D	-		0.0274		
3	825.5 ~ 847.5	2M73W7D	-		0.0272		
5	826.5 ~ 846.5	4M52W7D	-		0.0272		
10	829.0 ~ 844.0	9M05W7D	-		0.0272		
15	831.5 ~ 841.5	13M4W7D	-		0.0277		
CH26765	821.5	13M4W7D	-		0.0259		
LTE Band 38		QPSK			16QAM		
BW (MHz)	Frequency Range (MHz)	Emission Designator (99%OBW)	Frequency Tolerance (ppm)	Maximum EIRP(W)	Emission Designator (99%OBW)	Frequency Tolerance (ppm)	Maximum EIRP(W)
5	2572.5 ~ 2617.5	4M50G7D	-	0.1884	4M51W7D	-	0.1549
10	2575.0 ~ 2615.0	9M03G7D	0.0022	0.1914	9M05W7D	-	0.1556
15	2577.5 ~ 2612.5	13M5G7D	-	0.1936	13M5W7D	-	0.1585
20	2580.0 ~ 2610.0	18M4G7D	-	0.1954	18M4W7D	-	0.1603
LTE Band 38		64QAM					
BW (MHz)	Frequency Range (MHz)	Emission Designator (99%OBW)	Frequency Tolerance (ppm)		Maximum EIRP(W)		
5	2572.5 ~ 2617.5	4M49W7D	-		0.1227		
10	2575.0 ~ 2615.0	9M05W7D	-		0.1227		
15	2577.5 ~ 2612.5	13M5W7D	-		0.1253		
20	2580.0 ~ 2610.0	18M4W7D	-		0.1271		



LTE Band 41		QPSK			16QAM		
BW (MHz)	Frequency Range (MHz)	Emission Designator (99%OBW)	Frequency Tolerance (ppm)	Maximum EIRP(W)	Emission Designator (99%OBW)	Frequency Tolerance (ppm)	Maximum EIRP(W)
5	2537.5 ~ 2652.5	4M50G7D	-	0.1884	4M51W7D	-	0.1549
10	2540.0 ~ 2650.0	9M03G7D	0.0022	0.1914	9M05W7D	-	0.1556
15	2542.5 ~ 2647.5	13M5G7D	-	0.1936	13M5W7D	-	0.1585
20	2545.0 ~ 2646.0	18M4G7D	-	0.1954	18M4W7D	-	0.1603
LTE Band 41		64QAM					
BW (MHz)	Frequency Range (MHz)	Emission Designator (99%OBW)	Frequency Tolerance (ppm)		Maximum EIRP(W)		
5	2537.5 ~ 2652.5	4M49W7D	-		0.1227		
10	2540.0 ~ 2650.0	9M05W7D	-		0.1227		
15	2542.5 ~ 2647.5	13M5W7D	-		0.1253		
20	2545.0 ~ 2646.0	18M4W7D	-		0.1271		



1.9 Testing Location

Sporton International (Kunshan) Inc. is accredited to ISO/IEC 17025:2017 by American Association for Laboratory Accreditation with Certificate Number 5145.02.

Test Firm	Sporton International (Kunshan) Inc.		
Test Site Location	No. 1098, Pengxi North Road, Kunshan Economic Development Zone Jiangsu Province 215300 People's Republic of China TEL : +86-512-57900158 FAX : +86-512-57900958		
Test Site No.	Sporton Site No.	FCC Designation No.	FCC Test Firm Registration No.
	03CH04-KS TH01-KS	CN1257	314309

1.10 Test Software

Item	Site	Manufacture	Name	Version
1.	03CH04-KS	AUDIX	E3	6.2009-8-24a

1.11 Applicable Standards

According to the specifications of the manufacturer, the EUT must comply with the requirements of the following standards:

- 47 CFR Part 2, 22(H), 24(E), 27(L), 27(M)
- ANSI C63.26-2015
- FCC KDB 971168 D01 Power Meas License Digital Systems v03r01
- FCC KDB 412172 D01 Determining ERP and EIRP v01r01

Remark:

1. All test items were verified and recorded according to the standards and without any deviation during the test.
2. This EUT has also been tested and complied with the requirements of FCC Part 15, Subpart B, recorded in a separate test report.



2 Test Configuration of Equipment Under Test

2.1 Test Mode

Antenna port conducted and radiated test items listed below are performed according to KDB 971168 D01 Power Meas License Digital Systems v03r01 with maximum output power.

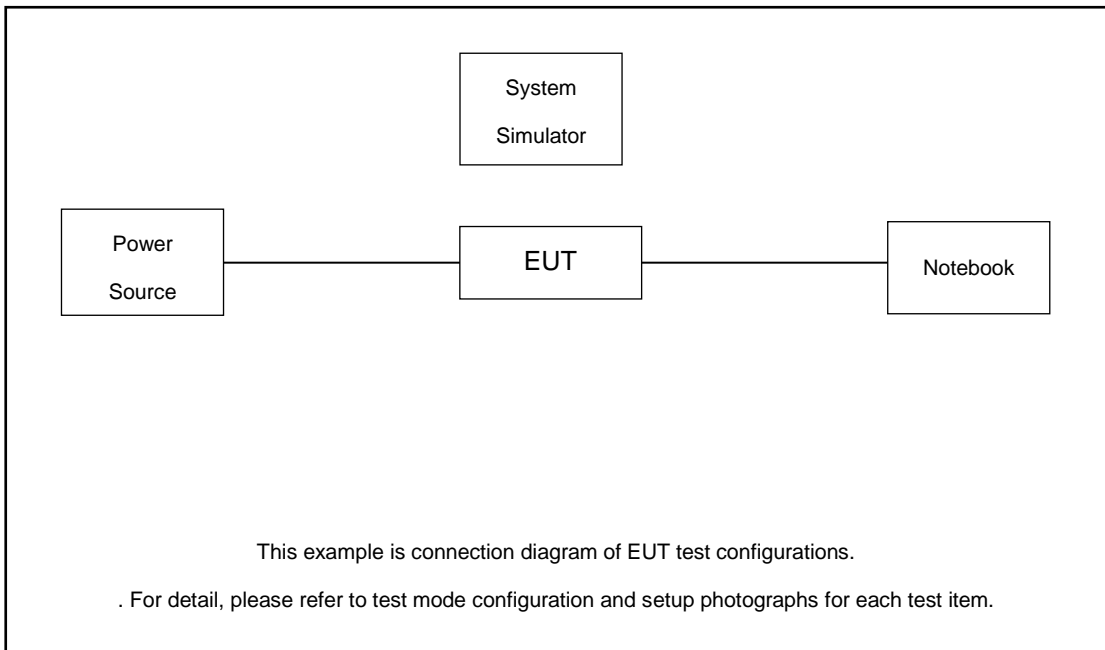
Radiated measurements are performed by rotating the EUT in three different orthogonal test planes to find the maximum emission.

Test Items	Band	Bandwidth (MHz)						Modulation			RB #			Test Channel		
		1.4	3	5	10	15	20	QPSK	16QAM	64QAM	1	Half	Full	L	M	H
Max. Output Power	2	v	v	v	v	v	v	v	v	v	v	v	v	v	v	v
	4	v	v	v	v	v	v	v	v	v	v	v	v	v	v	v
	5	v	v	v	v	-	-	v	v	v	v	v	v	v	v	v
	7	-	-	v	v	v	v	v	v	v	v	v	v	v	v	v
	26	v	v	v	v	v	-	v	v	v	v	v	v	v	v	v
	38	-	-	v	v	v	v	v	v	v	v	v	v	v	v	v
	41	-	-	v	v	v	v	v	v	v	v	v	v	v	v	v
Peak-to-Average Ratio	4						v	v	v	v	v		v	v	v	v
	5				v	-	-	v	v	v	v		v	v	v	v
	26				v		-	v	v	v	v		v	v	v	v
	41	-	-				v	v	v	v	v		v	v	v	v
26dB and 99% Bandwidth	4	v	v	v	v	v	v	v	v	v			v	v	v	v
	5	v	v	v	v	-	-	v	v	v			v	v	v	v
	26	v	v	v	v	v	-	v	v	v			v	v	v	v
	41	-	-	v	v	v	v	v	v	v			v	v	v	v
Conducted Band Edge	4	v	v	v	v	v	v	v	v	v	v		v	v		v
	5	v	v	v	v	-	-	v	v	v	v		v	v		v
	26	v	v	v	v	v	-	v	v	v	v		v	v		v
	41	-	-	v	v	v	v	v	v	v	v		v	v		v



Test Items	Band	Bandwidth (MHz)						Modulation			RB #			Test Channel		
		1.4	3	5	10	15	20	QPSK	16QAM	64QAM	1	Half	Full	L	M	H
Conducted Spurious Emission	4	v	v	v	v	v	v	v	v	v	v			v	v	v
	5	v	v	v	v	-	-	v	v	v	v			v	v	v
	26	v	v	v	v	v	-	v	v	v	v			v	v	v
	41	-	-	v	v	v	v	v	v	v	v			v	v	v
Frequency Stability	4				v			v					v		v	
	5				v	-	-	v					v		v	
	26				v		-	v					v		v	
	41	-	-		v			v					v		v	
E.R.P / E.I.R.P	2	v	v	v	v	v	v	v	v	v	v			v	v	v
	4	v	v	v	v	v	v	v	v	v	v			v	v	v
	5	v	v	v	v	-	-	v	v	v	v			v	v	v
	7	-	-	v	v	v	v	v	v	v	v			v	v	v
	26	v	v	v	v	v	-	v	v	v	v			v	v	v
	41	-	-	v	v	v	v	v	v	v	v			v	v	v
Radiated Spurious Emission	4	Worst Case												v		
	5	Worst Case												v		
	26	Worst Case												v		
	41	Worst Case												v		
Note	<ol style="list-style-type: none"> The mark "v" means that this configuration is chosen for testing The mark "-" means that this bandwidth is not supported. The device is investigated from 30MHz to 10 times of fundamental signal for radiated spurious emission test under different RB size/offset and modulations in exploratory test. Subsequently, only the worst case emissions are reported. LTE Band 41 overlaps the entire frequency range of LTE Band 38. Therefore, the test results provided in this report covers Band 41 as well as Band 38. 															

2.2 Connection Diagram of Test System



2.3 Support Unit used in test configuration and system

Item	Equipment	Trade Name	Model No.	FCC ID	Data Cable	Power Cord
1.	LTE Base Station	Anritsu	MT8820C	N/A	N/A	Unshielded, 1.8 m
2.	DC Power Supply	GW INSTRON	GPS-3030D	N/A	N/A	Unshielded, 1.8m

2.4 Measurement Results Explanation Example

For all conducted test items:

The offset level is set in the spectrum analyzer to compensate the RF cable loss and attenuator factor between EUT conducted output port and spectrum analyzer. With the offset compensation, the spectrum analyzer reading level is exactly the EUT RF output level.

The spectrum analyzer offset is derived from RF cable loss and attenuator factor.

$$\text{Offset} = \text{RF cable loss.}$$

Following shows an offset computation example with cable loss 4.5 dB.

Example :

$$\begin{aligned} \text{Offset(dB)} &= \text{RF cable loss(dB)}. \\ &= 4.5 \text{ (dB)} \end{aligned}$$



2.5 Frequency List of Low/Middle/High Channels

LTE Band 2 Channel and Frequency List				
BW [MHz]	Channel/Frequency(MHz)	Lowest	Middle	Highest
20	Channel	18700	18900	19100
	Frequency	1860	1880	1900
15	Channel	18675	18900	19125
	Frequency	1857.5	1880	1902.5
10	Channel	18650	18900	19150
	Frequency	1855	1880	1905
5	Channel	18625	18900	19175
	Frequency	1852.5	1880	1907.5
3	Channel	18615	18900	19185
	Frequency	1851.5	1880	1908.5
1.4	Channel	18607	18900	19193
	Frequency	1850.7	1880	1909.3

LTE Band 4 Channel and Frequency List				
BW [MHz]	Channel/Frequency(MHz)	Lowest	Middle	Highest
20	Channel	20050	20175	20300
	Frequency	1720	1732.5	1745
15	Channel	20025	20175	20325
	Frequency	1717.5	1732.5	1747.5
10	Channel	20000	20175	20350
	Frequency	1715	1732.5	1750
5	Channel	19975	20175	20375
	Frequency	1712.5	1732.5	1752.5
3	Channel	19965	20175	20385
	Frequency	1711.5	1732.5	1753.5
1.4	Channel	19957	20175	20393
	Frequency	1710.7	1732.5	1754.3



LTE Band 5 Channel and Frequency List				
BW [MHz]	Channel/Frequency(MHz)	Lowest	Middle	Highest
10	Channel	20450	20525	20600
	Frequency	829	836.5	844
5	Channel	20425	20525	20625
	Frequency	826.5	836.5	846.5
3	Channel	20415	20525	20635
	Frequency	825.5	836.5	847.5
1.4	Channel	20407	20525	20643
	Frequency	824.7	836.5	848.3

LTE Band 7 Channel and Frequency List				
BW [MHz]	Channel/Frequency(MHz)	Lowest	Middle	Highest
20	Channel	20850	21100	21350
	Frequency	2510	2535	2560
15	Channel	20825	21100	21375
	Frequency	2507.5	2535	2562.5
10	Channel	20800	21100	21400
	Frequency	2505	2535	2565
5	Channel	20775	21100	21425
	Frequency	2502.5	2535	2567.5



LTE Band 26 Channel and Frequency List				
BW [MHz]	Channel/Frequency(MHz)	Lowest	Middle	Highest
15	Channel	26865	26915	26965
	Frequency	831.5	836.5	841.5
10	Channel	26840	26915	26990
	Frequency	829	836.5	844
5	Channel	26815	26915	27015
	Frequency	826.5	836.5	846.5
3	Channel	26805	26915	27025
	Frequency	825.5	836.5	847.5
1.4	Channel	26797	26915	27033
	Frequency	824.7	836.5	848.3

LTE Band 38 Channel and Frequency List				
BW [MHz]	Channel/Frequency(MHz)	Lowest	Middle	Highest
20	Channel	37850	38000	38150
	Frequency	2580	2595	2610
15	Channel	37825	38000	38175
	Frequency	2577.5	2595	2612.5
10	Channel	37800	38000	38200
	Frequency	2575	2595	2615
5	Channel	37775	38000	38225
	Frequency	2572.5	2595	2617.5

LTE Band 41 Channel and Frequency List				
BW [MHz]	Channel/Frequency(MHz)	Lowest	Middle	Highest
20	Channel	40140	40640	41140
	Frequency	2545	2595	2645
15	Channel	40115	40640	41165
	Frequency	2542.5	2595	2647.5
10	Channel	40090	40640	41190
	Frequency	2540	2595	2650
5	Channel	40065	40640	41215
	Frequency	2537.5	2595	2652.5


3 Conducted Test Items

3.1 Measuring Instruments

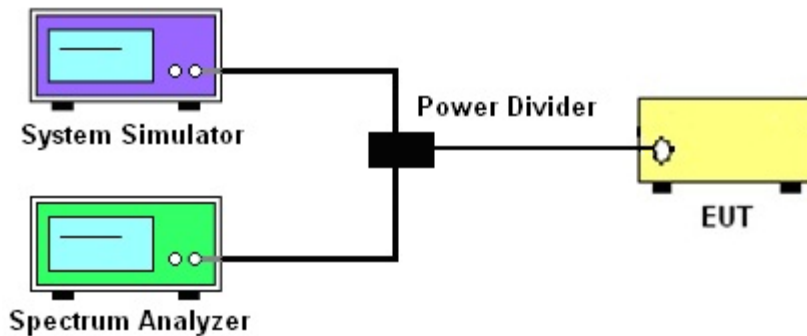
See list of measuring instruments of this test report.

3.2 Test Setup

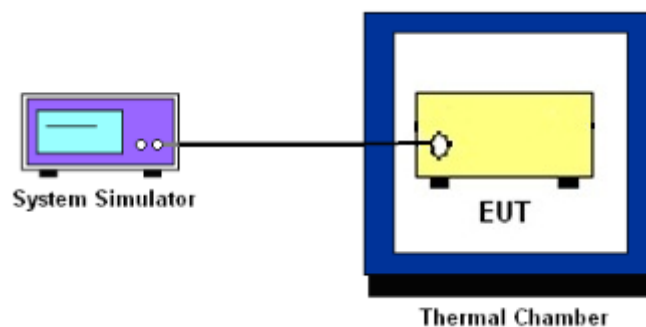
3.2.1 Conducted Output Power



3.2.2 Peak-to-Average Ratio, Occupied Bandwidth ,Conducted Band-Edge and Conducted Spurious Emission



3.2.3 Frequency Stability



3.3 Test Result of Conducted Test

Please refer to Appendix A.



3.4 Conducted Output Power and ERP/EIRP

3.4.1 Description of the Conducted Output Power Measurement and ERP/EIRP Measurement

A system simulator was used to establish communication with the EUT. Its parameters were set to force the EUT transmitting at maximum output power. The measured power in the radio frequency on the transmitter output terminals shall be reported.

The ERP of mobile transmitters must not exceed 7 Watts for LTE Band 5.

The EIRP of mobile transmitters must not exceed 2 Watts for LTE Band 2 and Band 7 and Band 38 and Band 41.

The EIRP of mobile transmitters must not exceed 1 Watts for LTE Band 4.

According to KDB 412172 D01 Power Approach,

$EIRP = P_T + G_T - L_C$, $ERP = EIRP - 2.15$, where

P_T = transmitter output power in dBm

G_T = gain of the transmitting antenna in dBi

L_C = signal attenuation in the connecting cable between the transmitter and antenna in dB

3.4.2 Test Procedures

1. The testing follows ANSI C63.26 Section 5.2
2. The transmitter output port was connected to the system simulator.
3. Set EUT at maximum power through the system simulator.
4. Select lowest, middle, and highest channels for each band and different modulation.
5. Measure and record the power level from the system simulator.



3.5 Peak-to-Average Ratio

3.5.1 Description of the PAR Measurement

Power Complementary Cumulative Distribution Function (CCDF) curves provide a means for characterizing the power peaks of a digitally modulated signal on a statistical basis. A CCDF curve depicts the probability of the peak signal amplitude exceeding the average power level. Most contemporary measurement instrumentation include the capability to produce CCDF curves for an input signal provided that the instrument's resolution bandwidth can be set wide enough to accommodate the entire input signal bandwidth. In measuring transmissions in this band using an average power technique, the peak-to-average ratio (PAR) of the transmission may not exceed 13 dB.

3.5.2 Test Procedures

1. The testing follows ANSI C63.26 Section 5.2.3.4 (CCDF).
2. The EUT was connected to spectrum and system simulator via a power divider.
3. Set the CCDF (Complementary Cumulative Distribution Function) option in spectrum analyzer.
4. The highest RF powers were measured and recorded the maximum PAPR level associated with a probability of 0.1 %.
5. Record the deviation as Peak to Average Ratio.



3.6 Occupied Bandwidth

3.6.1 Description of Occupied Bandwidth Measurement

The occupied bandwidth is the width of a frequency band such that, below the lower and above the upper frequency limits, the mean powers emitted are each equal to a specified percentage 0.5% of the total mean transmitted power.

The 26 dB emission bandwidth is defined as the frequency range between two points, one above and one below the carrier frequency, at which the spectral density of the emission is attenuated 26 dB below the maximum in-band spectral density of the modulated signal. Spectral density (power per unit bandwidth) is to be measured with a detector of resolution bandwidth equal to approximately 1.0% of the emission bandwidth.

3.6.2 Test Procedures

1. The testing follows ANSI C63.26 Section 5.4
2. The EUT was connected to spectrum analyzer and system simulator via a power divider.
3. The spectrum analyzer center frequency is set to the nominal EUT channel center frequency. The span range for the spectrum analyzer shall be between two and five times the anticipated OBW.
4. The nominal resolution bandwidth (RBW) shall be in the range of 1 to 5 % of the anticipated OBW, and the VBW shall be at least 3 times the RBW.
5. Set the detection mode to peak, and the trace mode to max hold.
6. Determine the reference value: Set the EUT to transmit a modulated signal. Allow the trace to stabilize. Set the spectrum analyzer marker to the highest level of the displayed trace.
(this is the reference value)
7. Determine the “-26 dB down amplitude” as equal to (Reference Value – X).
8. Place two markers, one at the lowest and the other at the highest frequency of the envelope of the spectral display such that each marker is at or slightly below the “-X dB down amplitude” determined in step 6. If a marker is below this “-X dB down amplitude” value it shall be placed as close as possible to this value. The OBW is the positive frequency difference between the two markers.
9. Use the 99 % power bandwidth function of the spectrum analyzer and report the measured bandwidth.



3.7 Conducted Band Edge

3.7.1 Description of Conducted Band Edge Measurement

22.917(a)

For operations in the 824 – 849 MHz band, the FCC limit is $43 + 10\log_{10}(P[\text{Watts}])$ dB below the transmitter power P(Watts) in a 100kHz bandwidth. However, in the 1MHz bands immediately outside and adjacent to the licensee's frequency block, a resolution bandwidth of at least one percent of the emission bandwidth of the fundamental emission of the transmitter may be employed.

24.238 (a)

For operations in the 1850-1910 and 1930-1990 MHz band, the FCC limit is $43 + 10\log_{10}(P[\text{Watts}])$ dB below the transmitter power P(Watts) in a 1MHz bandwidth. However, in the 1 MHz bands immediately outside and adjacent to the frequency block a resolution bandwidth of at least one percent of the emission bandwidth of the fundamental emission of the transmitter may be employed.

27.53 (h)

For operations in the 1710 – 1755 MHz band, the FCC limit is $43 + 10\log_{10}(P[\text{Watts}])$ dB below the transmitter power P(Watts) in a 1 MHz bandwidth. However, in the 1MHz bands immediately outside and adjacent to the licensee's frequency block, a resolution bandwidth of at least one percent of the emission bandwidth of the fundamental emission of the transmitter may be employed.

27.53(m)(4)

For mobile digital stations, the attenuation factor shall be not less than $40 + 10 \log (P)$ dB on all frequencies between the channel edge and 5 megahertz from the channel edge, $43 + 10 \log (P)$ dB on all frequencies between 5 megahertz and X megahertz from the channel edge, and $55 + 10 \log (P)$ dB on all frequencies more than X megahertz from the channel edge, where X is the greater of 6 megahertz or the actual emission bandwidth as defined in paragraph (m)(6) of this section. In addition, the attenuation factor shall not be less that $43 + 10 \log (P)$ dB on all frequencies between 2490.5 MHz and 2496 MHz and $55 + 10 \log (P)$ dB at or below 2490.5 MHz. Mobile Satellite Service licensees operating on frequencies below 2495 MHz may also submit a documented interference complaint against BRS licensees operating on channel BRS Channel 1 on the same terms and conditions as adjacent channel BRS or EBS licensees.



3.7.2 Test Procedures

1. The testing follows ANSI C63.26 section 5.7
2. The EUT was connected to spectrum analyzer and system simulator via a power divider.
3. The band edges of low and high channels for the highest RF powers were measured.
4. Set RBW \geq 1% EBW in the 1MHz band immediately outside and adjacent to the band edge.
5. Beyond the 1 MHz band from the band edge, RBW=1MHz was used.
6. Set spectrum analyzer with RMS detector.
7. The RF fundamental frequency should be excluded against the limit line in the operating frequency band.
8. Checked that all the results comply with the emission limit line.

Example:

The limit line is derived from $43 + 10\log(P)$ dB below the transmitter power P(Watts)

$$= P(W) - [43 + 10\log(P)] \text{ (dB)}$$

$$= [30 + 10\log(P)] \text{ (dBm)} - [43 + 10\log(P)] \text{ (dB)} = -13\text{dBm}.$$

9. For LTE Band 7, 38, 41, the other 40 dB, and 55 dB have additionally applied same calculation above.



3.8 Conducted Spurious Emission

3.8.1 Description of Conducted Spurious Emission Measurement

The power of any emission outside of the authorized operating frequency ranges must be lower than the transmitter power (P) by a factor of at least $43 + 10 \log (P)$ dB.

For Band 7,38,41:

The power of any emission outside of the authorized operating frequency ranges must be lower than the transmitter power (P) by a factor of at least $55 + 10 \log (P)$ dB.

It is measured by means of a calibrated spectrum analyzer and scanned from 30 MHz up to a frequency including its 10th harmonic.

3.8.2 Test Procedures

1. The testing follows ANSI C63.26 section 5.7
2. The EUT was connected to spectrum analyzer and system simulator via a power divider.
3. The RF output of EUT was connected to the spectrum analyzer by RF cable and attenuator. The path loss was compensated to the results for each measurement.
4. The middle channel for the highest RF power within the transmitting frequency was measured.
5. The conducted spurious emission for the whole frequency range was taken.
6. Make the measurement with the spectrum analyzer's RBW = 1MHz, VBW = 3MHz.
7. Set spectrum analyzer with RMS detector.
8. Taking the record of maximum spurious emission.
9. The RF fundamental frequency should be excluded against the limit line in the operating frequency band.
10. The limit line is derived from $43 + 10\log(P)$ dB below the transmitter power P(Watts)
 $= P(W) - [43 + 10\log(P)]$ (dB)
 $= [30 + 10\log(P)]$ (dBm) - $[43 + 10\log(P)]$ (dB)
 $= -13$ dBm.
11. For Band 7, 38, 41
The limit line is derived from $55 + 10\log(P)$ dB below the transmitter power P(Watts)
 $= P(W) - [55 + 10\log(P)]$ (dB)
 $= [30 + 10\log(P)]$ (dBm) - $[55 + 10\log(P)]$ (dB)
 $= -25$ dBm.



3.9 Frequency Stability

3.9.1 Description of Frequency Stability Measurement

The frequency stability shall be measured by variation of ambient temperature and variation of primary supply voltage to ensure that the fundamental emission stays within the authorized frequency block. The frequency stability of the transmitter shall be maintained within $\pm 0.00025\%$ ($\pm 2.5\text{ppm}$) of the center frequency.

3.9.2 Test Procedures for Temperature Variation

1. The testing follows ANSI C63.26 section 5.6.4
2. The EUT was set up in the thermal chamber and connected with the system simulator.
3. With power OFF, the temperature was decreased to -30°C and the EUT was stabilized before testing. Power was applied and the maximum change in frequency was recorded within one minute.
4. With power OFF, the temperature was raised in 10°C step up to 50°C . The EUT was stabilized at each step for at least half an hour. Power was applied and the maximum frequency change was recorded within one minute.

3.9.3 Test Procedures for Voltage Variation

1. The testing follows ANSI C63.26 section 5.6.5
2. The EUT was placed in a temperature chamber at $20\pm 5^{\circ}\text{C}$ and connected with the system simulator.
3. The power supply voltage to the EUT was varied from 85% to 115% of the nominal value for other than hand carried battery equipment.
4. For hand carried, battery powered equipment, reduce the primary ac or dc supply voltage to the battery operating end point, which shall be specified by the manufacturer.
5. The variation in frequency was measured for the worst case.

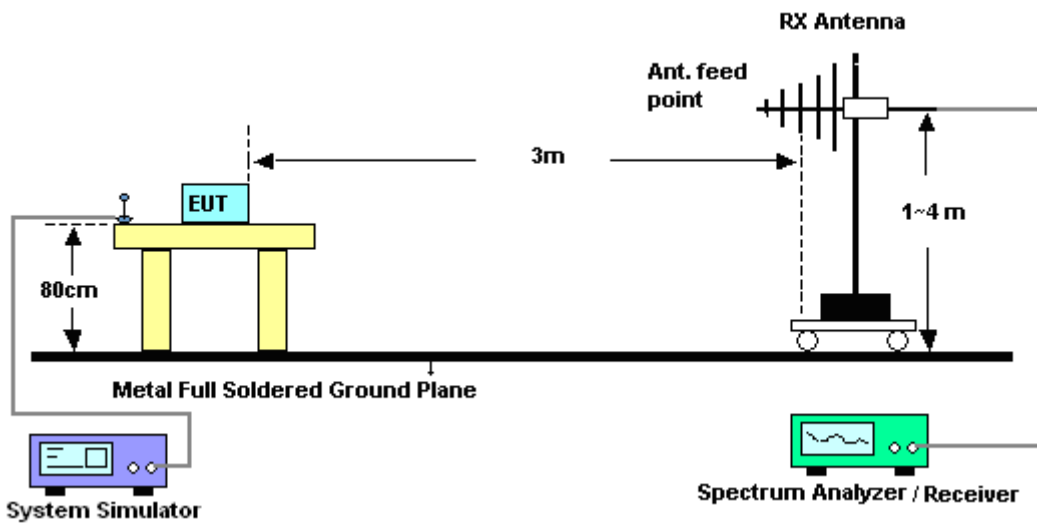
4 Radiated Test Items

4.1 Measuring Instruments

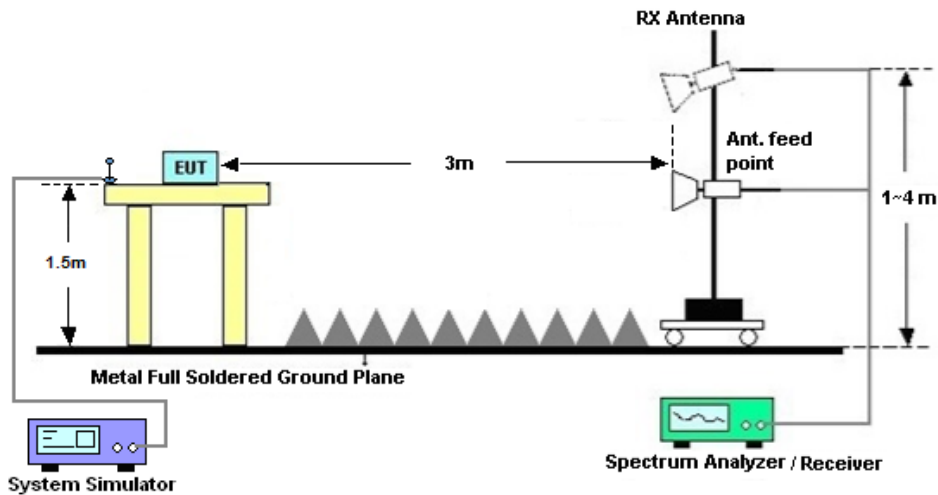
See list of measuring instruments of this test report.

4.2 Test Setup

4.2.1 For radiated test from 30MHz to 1GHz



4.2.2 For radiated test above 1GHz



4.3 Test Result of Radiated Test

Please refer to Appendix B.



4.4 Radiated Spurious Emission

4.4.1 Description of Radiated Spurious Emission

The radiated spurious emission was measured by substitution method according to ANSI C63.26. The power of any emission outside of the authorized operating frequency ranges must be attenuated below the transmitter power (P) by a factor of at least $43 + 10 \log (P)$ dB.

For Band 7, 38, 41

The power of any emission outside of the authorized operating frequency ranges must be attenuated below the transmitter power (P) by a factor of at least $55 + 10 \log (P)$ dB.

The spectrum is scanned from 30 MHz up to a frequency including its 10th harmonic.

4.4.2 Test Procedures

1. The testing follows ANSI C63.26 Section 5.5
2. The EUT was placed on a turntable with 0.8 meter height for frequency below 1GHz and 1.5 meter height for frequency above 1GHz respectively above ground.
3. The EUT was set 3 meters from the receiving antenna mounted on the antenna tower.
4. The table was rotated 360 degrees to determine the position of the highest spurious emission.
5. The height of the receiving antenna is varied between 1m to 4m to search the maximum spurious emission for both horizontal and vertical polarizations.
6. During the measurement, the system simulator parameters were set to force the EUT transmitting at maximum output power.
7. Make the measurement with the spectrum analyzer's RBW = 1MHz, VBW = 3MHz, taking the record of maximum spurious emission.
8. A horn antenna was substituted in place of the EUT and was driven by a signal generator.
9. Tune the output power of signal generator to the same emission level with EUT maximum spurious emission.
10. $EIRP (dBm) = S.G. Power - Tx Cable Loss + Tx Antenna Gain$
11. $ERP (dBm) = EIRP - 2.15$
12. The RF fundamental frequency should be excluded against the limit line in the operating frequency band.

The limit line is derived from $43 + 10\log(P)$ dB below the transmitter power P(Watts)
 $= P(W) - [43 + 10\log(P)] (dB)$
 $= [30 + 10\log(P)] (dBm) - [43 + 10\log(P)] (dB)$
 $= -13dBm.$

13. For Band 7, 38, 41:

The limit line is derived from $55 + 10\log(P)$ dB below the transmitter power P(Watts)



5 List of Measuring Equipment

Instrument	Manufacturer	Model No.	Serial No.	Characteristics	Calibration Date	Test Date	Due Date	Remark
Spectrum Analyzer	R&S	FSV40	101040	10Hz~40GHz	Aug. 07, 2019	Nov. 01, 2019~ Nov. 05, 2019	Aug. 06, 2020	Conducted (TH01-KS)
Thermal Chamber	Ten Billion	TTC-B3S	TBN-960502	-40~+150°C	Nov. 19, 2018	Nov. 01, 2019~ Nov. 05, 2019	Nov. 18, 2019	Conducted (TH01-KS)
EXA Spectrum Analyzer	Keysight	N9010A	MY55150244	10Hz-44G,MAX 30dB	Apr. 16, 2019	Nov. 16, 2019	Apr. 15, 2020	Radiation (03CH04-KS)
Bilog Antenna	TeseQ	CBL6111D	44483	30MHz-1GHz	Dec. 28, 2018	Nov. 16, 2019	Dec. 27, 2019	Radiation (03CH04-KS)
Horn Antenna	Schwarzbeck	BBHA9120D	1648	1GHz~18GHz	Jan. 27, 2019	Nov. 16, 2019	Jan. 26, 2020	Radiation (03CH04-KS)
SHF-EHF Horn	Com-power	AH-840	101070	18GHz~40GHz	Jan. 05, 2019	Nov. 16, 2019	Jan. 04, 2020	Radiation (03CH04-KS)
Amplifier	SONOMA	310N	187289	9KHz-1GHz	Aug. 06, 2019	Nov. 16, 2019	Aug. 05, 2020	Radiation (03CH04-KS)
Amplifier	MITEQ	TTA1840-35 -HG	2014749	18~40GHz	Jan. 14, 2019	Nov. 16, 2019	Jan. 13, 2020	Radiation (03CH04-KS)
high gain Amplifier	MITEQ	AMF-7D-00 101800-30-1 0P	2025788	1Ghz-18Ghz	Aug. 16, 2019	Nov. 16, 2019	Aug. 15, 2020	Radiation (03CH04-KS)
Amplifier	Keysight	83017A	MY57280106	500MHz~26.5GHz	Apr. 15, 2019	Nov. 16, 2019	Apr. 14, 2020	Radiation (03CH04-KS)
AC Power Source	Chroma	61601	F104090004	N/A	NCR	Nov. 16, 2019	NCR	Radiation (03CH04-KS)
Turn Table	ChamPro	EM 1000-T	060762-T	0~360 degree	NCR	Nov. 16, 2019	NCR	Radiation (03CH04-KS)
Antenna Mast	ChamPro	EM 1000-A	060762-A	1 m~4 m	NCR	Nov. 16, 2019	NCR	Radiation (03CH04-KS)

NCR: No Calibration Required



6 Uncertainty of Evaluation

The measurement uncertainties shown below were calculated in accordance with the requirements of ANSI 63.26-2015. All the measurement uncertainty value were shown with a coverage K=2 to indicate 95% level of confidence. The measurement data show herein meets or exceeds the CISPR measurement uncertainty values specified in CISPR 16-4-2 and can be compared directly to specified limit to determine compliance.

Uncertainty of Radiated Emission Measurement (30 MHz ~ 1000 MHz)

Measuring Uncertainty for a Level of Confidence of 95% (U = 2Uc(y))	3.3dB
---	-------

Uncertainty of Radiated Emission Measurement (1 GHz ~ 40 GHz)

Measuring Uncertainty for a Level of Confidence of 95% (U = 2Uc(y))	2.8dB
---	-------



Appendix A. Test Results of Conducted Test

Conducted Output Power(Average power)

LTE Band 2 Maximum Average Power [dBm]						
BW [MHz]	RB Size	RB Offset	Mod	Lowest	Middle	Highest
20	1	0	QPSK	22.77	23.03	22.92
20	1	49		22.71	22.73	22.90
20	1	99		22.65	22.65	22.84
20	50	0		21.85	21.83	21.90
20	50	24		21.75	21.96	21.95
20	50	50		21.69	21.86	21.85
20	100	0		21.76	21.75	21.91
20	1	0	16-QAM	22.19	22.14	22.31
20	1	49		22.12	22.11	22.29
20	1	99		21.91	22.05	22.20
20	50	0		20.92	20.98	21.04
20	50	24		20.92	20.93	21.03
20	50	50		20.83	20.84	21.01
20	100	0		20.84	20.87	21.02
20	1	0	64-QAM	21.27	21.26	21.41
20	1	49		21.19	21.22	21.35
20	1	99		20.99	21.14	21.29
20	50	0		20.16	20.14	20.24
20	50	24		20.11	20.12	20.22
20	50	50		20.00	20.02	20.21
20	100	0		20.08	20.10	20.24
15	1	0	QPSK	22.82	22.78	22.92
15	1	37		22.70	22.70	22.97
15	1	74		22.56	22.61	22.91
15	36	0		21.80	21.80	21.95
15	36	20		21.76	21.80	21.91
15	36	39		21.72	21.70	22.00
15	75	0		21.75	21.74	21.93



15	1	0	16-QAM	22.20	22.18	22.30
15	1	37		22.09	22.10	22.35
15	1	74		21.95	21.99	22.22
15	36	0		20.97	20.97	21.04
15	36	20		20.94	20.92	21.07
15	36	39		20.80	20.86	21.07
15	75	0		20.90	20.90	21.00
15	1	0	64-QAM	21.31	21.26	21.35
15	1	37		21.18	21.19	21.47
15	1	74		21.05	21.09	21.37
15	36	0		20.15	20.16	20.24
15	36	20		20.14	20.13	20.27
15	36	39		20.01	20.06	20.31
15	75	0		20.09	20.11	20.21



LTE Band 2 Maximum Average Power [dBm]						
BW [MHz]	RB Size	RB Offset	Mod	Lowest	Middle	Highest
10	1	0	QPSK	22.78	22.75	23.01
10	1	25		22.70	22.70	22.84
10	1	49		22.61	22.62	22.99
10	25	0		21.77	21.75	22.03
10	25	12		21.78	21.78	22.10
10	25	25		21.70	21.70	22.05
10	50	0		21.78	21.75	22.03
10	1	0	16-QAM	22.13	22.10	22.35
10	1	25		22.08	22.13	22.45
10	1	49		21.99	22.05	22.35
10	25	0		20.92	20.90	21.11
10	25	12		20.91	20.89	21.24
10	25	25		20.86	20.85	21.20
10	50	0		20.86	20.87	21.10
10	1	0	64-QAM	21.26	21.26	21.48
10	1	25		21.18	21.23	21.55
10	1	49		21.09	21.10	21.45
10	25	0		20.09	20.09	20.32
10	25	12		20.11	20.11	20.42
10	25	25		20.08	20.07	20.39
10	50	0		20.06	20.08	20.30
5	1	0	QPSK	22.76	22.74	22.87
5	1	12		22.73	22.71	22.83
5	1	24		22.68	22.69	23.00
5	12	0		21.81	21.80	22.08
5	12	7		21.78	21.79	22.12
5	12	13		21.75	21.73	22.08
5	25	0		21.77	21.74	22.08
5	1	0	16-QAM	22.16	22.11	22.39
5	1	12		22.11	22.08	22.41
5	1	24		22.08	22.06	22.27
5	12	0		20.92	20.90	21.21
5	12	7		20.94	20.90	21.22



5	12	13	64-QAM	20.89	20.89	21.16
5	25	0		20.87	20.85	21.19
5	1	0		21.29	21.19	21.51
5	1	12		21.20	21.24	21.51
5	1	24		21.20	21.16	21.40
5	12	0		20.11	20.09	20.41
5	12	7		20.14	20.08	20.39
5	12	13		20.10	20.08	20.35
5	25	0		20.08	20.04	20.40



LTE Band 2 Maximum Average Power [dBm]						
BW [MHz]	RB Size	RB Offset	Mod	Lowest	Middle	Highest
3	1	0	QPSK	22.50	22.50	22.84
3	1	8		22.50	22.49	22.82
3	1	14		22.52	22.48	22.80
3	8	0		21.58	21.55	21.86
3	8	4		21.58	21.58	21.95
3	8	7		21.57	21.54	21.85
3	15	0		21.55	21.56	21.87
3	1	0	16-QAM	21.90	21.86	22.12
3	1	8		21.89	21.88	22.15
3	1	14		21.89	21.86	22.10
3	8	0		20.76	20.73	21.03
3	8	4		20.77	20.77	21.06
3	8	7		20.77	20.73	21.04
3	15	0		20.69	20.70	21.03
3	1	0	64-QAM	20.98	20.96	21.28
3	1	8		21.01	21.03	21.30
3	1	14		21.01	20.99	21.24
3	8	0		19.94	19.91	20.19
3	8	4		19.95	19.97	20.22
3	8	7		19.91	19.90	20.20
3	15	0		19.87	19.89	20.20
1.4	1	0	QPSK	22.47	22.44	22.74
1.4	1	3		22.51	22.49	22.83
1.4	1	5		22.44	22.44	22.75
1.4	3	0		22.49	22.45	22.79
1.4	3	1		22.55	22.49	22.82
1.4	3	3		22.48	22.47	22.78
1.4	6	0		21.50	21.47	21.81
1.4	1	0	16-QAM	21.83	21.84	22.07
1.4	1	3		21.94	21.92	22.10
1.4	1	5		21.85	21.81	22.08
1.4	3	0		21.64	21.60	21.86
1.4	3	1		21.67	21.66	21.92



1.4	3	3	64-QAM	21.60	21.59	21.86
1.4	6	0		20.71	20.69	20.97
1.4	1	0		20.93	20.94	21.17
1.4	1	3		20.96	21.02	21.26
1.4	1	5		20.92	20.93	21.20
1.4	3	0		20.87	20.86	21.13
1.4	3	1		20.93	20.93	21.15
1.4	3	3		20.88	20.85	21.08
1.4	6	0		19.85	19.81	20.09



LTE Band 4 Maximum Average Power [dBm]						
BW [MHz]	RB Size	RB Offset	Mod	Lowest	Middle	Highest
20	1	0	QPSK	22.09	22.34	22.22
20	1	49		22.02	22.12	22.28
20	1	99		22.10	22.07	22.06
20	50	0		21.03	21.20	21.20
20	50	24		21.00	21.27	21.19
20	50	50		21.02	21.17	21.14
20	100	0		21.00	21.23	21.20
20	1	0	16-QAM	21.50	21.54	21.67
20	1	49		21.41	21.59	21.65
20	1	99		21.38	21.44	21.53
20	50	0		20.17	20.30	20.37
20	50	24		20.17	20.39	20.35
20	50	50		20.17	20.28	20.29
20	100	0		20.13	20.34	20.30
20	1	0	64-QAM	20.56	20.63	20.78
20	1	49		20.50	20.70	20.75
20	1	99		20.44	20.56	20.63
20	50	0		19.37	19.49	19.55
20	50	24		19.36	19.57	19.53
20	50	50		19.37	19.47	19.48
20	100	0		19.33	19.59	19.51
15	1	0	QPSK	22.11	22.11	22.23
15	1	37		22.00	22.24	22.29
15	1	74		22.13	22.13	22.07
15	36	0		21.08	21.19	21.23
15	36	20		21.05	21.29	21.22
15	36	39		21.10	21.23	21.17
15	75	0		21.06	21.25	21.21
15	1	0	16-QAM	21.47	21.57	21.60
15	1	37		21.41	21.66	21.64
15	1	74		21.34	21.55	21.52
15	36	0		20.20	20.30	20.34
15	36	20		20.20	20.41	20.36



15	36	39	64-QAM	20.13	20.32	20.28
15	75	0		20.16	20.38	20.33
15	1	0		20.66	20.66	20.75
15	1	37		20.54	20.76	20.75
15	1	74		20.42	20.64	20.62
15	36	0		19.41	19.51	19.55
15	36	20		19.40	19.61	19.57
15	36	39		19.32	19.52	19.49
15	75	0		19.35	19.58	19.53



LTE Band 4 Maximum Average Power [dBm]						
BW [MHz]	RB Size	RB Offset	Mod	Lowest	Middle	Highest
10	1	0	QPSK	22.00	22.21	22.33
10	1	25		22.13	22.26	22.30
10	1	49		22.12	22.15	22.12
10	25	0		21.32	21.15	21.32
10	25	12		21.01	21.29	21.34
10	25	25		21.34	21.21	21.15
10	50	0		21.13	21.25	21.18
10	1	0	16-QAM	21.42	21.60	21.73
10	1	25		21.38	21.67	21.67
10	1	49		21.24	21.55	21.56
10	25	0		20.08	20.32	20.44
10	25	12		20.10	20.39	20.43
10	25	25		20.03	20.34	20.30
10	50	0		20.04	20.39	20.33
10	1	0	64-QAM	20.52	20.69	20.78
10	1	25		20.43	20.80	20.78
10	1	49		20.34	20.66	20.65
10	25	0		19.29	19.51	19.64
10	25	12		19.32	19.58	19.64
10	25	25		19.24	19.53	19.51
10	50	0		19.22	19.57	19.54
5	1	0	QPSK	22.13	22.16	22.26
5	1	12		22.13	22.25	22.24
5	1	24		22.32	22.21	22.12
5	12	0		21.00	21.15	21.30
5	12	7		21.13	21.29	21.24
5	12	13		21.12	21.26	21.19
5	25	0		21.32	21.25	21.19
5	1	0	16-QAM	21.37	21.59	21.67
5	1	12		21.30	21.67	21.72
5	1	24		21.26	21.59	21.56
5	12	0		20.10	20.32	20.45
5	12	7		20.32	20.44	20.38



5	12	13		20.06	20.36	20.36
5	25	0		20.07	20.38	20.30
5	1	0	64-QAM	20.50	20.66	20.74
5	1	12		20.32	20.76	20.78
5	1	24		20.38	20.70	20.62
5	12	0		19.29	19.50	19.65
5	12	7		19.19	19.63	19.54
5	12	13		19.27	19.54	19.53
5	25	0		19.28	19.58	19.51



LTE Band 4 Maximum Average Power [dBm]						
BW [MHz]	RB Size	RB Offset	Mod	Lowest	Middle	Highest
3	1	0	QPSK	22.03	22.00	22.02
3	1	8		22.27	22.23	22.33
3	1	14		22.20	22.32	22.12
3	8	0		21.04	21.24	21.29
3	8	4		21.42	21.33	21.26
3	8	7		21.29	21.48	21.53
3	15	0		21.38	21.50	21.71
3	1	0	16-QAM	21.14	21.14	21.12
3	1	8		21.09	21.20	21.16
3	1	14		21.59	21.24	21.12
3	8	0		20.55	20.75	20.93
3	8	4		20.55	20.73	20.95
3	8	7		20.45	20.47	20.86
3	15	0		20.11	20.04	20.34
3	1	0	64-QAM	20.52	20.36	20.46
3	1	8		20.66	20.73	20.68
3	1	14		20.46	20.29	20.38
3	8	0		19.52	19.42	19.38
3	8	4		19.43	19.45	19.21
3	8	7		19.39	19.06	19.16
3	15	0		19.40	19.07	19.14
1.4	1	0	QPSK	22.01	22.19	22.27
1.4	1	3		22.08	22.23	22.32
1.4	1	5		22.00	22.26	22.21
1.4	3	0		22.05	22.25	22.28
1.4	3	1		22.08	22.21	22.29
1.4	3	3		22.06	22.23	22.30
1.4	6	0		21.00	21.32	21.26
1.4	1	0	16-QAM	21.02	21.24	21.32
1.4	1	3		21.16	21.48	21.41
1.4	1	5		21.11	21.43	21.32
1.4	3	0		21.21	21.08	21.10
1.4	3	1		21.20	21.21	21.11



1.4	3	3	64-QAM	21.18	21.16	21.09
1.4	6	0		20.20	20.15	20.12
1.4	1	0		20.12	20.36	20.45
1.4	1	3		20.25	20.58	20.47
1.4	1	5		20.19	20.47	20.40
1.4	3	0		20.12	20.32	20.34
1.4	3	1		20.14	20.45	20.35
1.4	3	3		20.08	20.36	20.31
1.4	6	0		19.01	19.31	19.25



LTE Band 5 Maximum Average Power [dBm]						
BW [MHz]	RB Size	RB Offset	Mod	Lowest	Middle	Highest
10	1	0	QPSK	22.53	22.85	22.69
10	1	25		22.46	22.49	22.78
10	1	49		22.48	22.45	22.67
10	25	0		21.47	21.50	21.60
10	25	12		21.51	21.71	21.70
10	25	25		21.47	21.43	21.68
10	50	0		21.51	21.45	21.58
10	1	0	16-QAM	21.76	21.80	21.97
10	1	25		21.70	21.75	22.00
10	1	49		21.77	21.72	21.91
10	25	0		20.55	20.61	20.73
10	25	12		20.63	20.58	20.80
10	25	25		20.56	20.51	20.76
10	50	0		20.60	20.56	20.70
10	1	0	64-QAM	20.85	20.93	21.03
10	1	25		20.81	20.83	21.08
10	1	49		20.89	20.80	20.97
10	25	0		19.74	19.82	19.94
10	25	12		19.85	19.79	20.01
10	25	25		19.77	19.71	20.00
10	50	0		19.79	19.76	19.89
5	1	0	QPSK	22.51	22.50	22.84
5	1	12		22.47	22.49	22.79
5	1	24		22.45	22.44	22.77
5	12	0		21.43	21.44	21.76
5	12	7		21.46	21.47	21.76
5	12	13		21.39	21.42	21.69
5	25	0		21.42	21.40	21.73
5	1	0	16-QAM	21.73	21.74	22.08
5	1	12		21.74	21.76	22.09
5	1	24		21.71	21.69	21.93
5	12	0		20.56	20.56	20.86
5	12	7		20.56	20.58	20.88



5	12	13	64-QAM	20.53	20.54	20.81
5	25	0		20.50	20.52	20.81
5	1	0		20.83	20.85	21.22
5	1	12		20.84	20.88	21.18
5	1	24		20.79	20.77	21.08
5	12	0		19.76	19.76	20.05
5	12	7		19.77	19.77	20.07
5	12	13		19.70	19.74	20.01
5	25	0		19.71	19.73	20.02



LTE Band 5 Maximum Average Power [dBm]						
BW [MHz]	RB Size	RB Offset	Mod	Lowest	Middle	Highest
3	1	0	QPSK	22.49	22.48	22.80
3	1	8		22.45	22.46	22.80
3	1	14		22.45	22.42	22.74
3	8	0		21.41	21.43	21.73
3	8	4		21.44	21.44	21.72
3	8	7		21.39	21.42	21.69
3	15	0		21.42	21.39	21.71
3	1	0	16-QAM	21.72	21.71	21.99
3	1	8		21.69	21.70	22.04
3	1	14		21.69	21.68	21.96
3	8	0		20.56	20.59	20.84
3	8	4		20.59	20.58	20.90
3	8	7		20.52	20.57	20.87
3	15	0		20.51	20.51	20.81
3	1	0	64-QAM	20.81	20.83	21.12
3	1	8		20.78	20.79	21.14
3	1	14		20.77	20.78	21.09
3	8	0		19.70	19.75	20.01
3	8	4		19.74	19.74	20.07
3	8	7		19.71	19.74	20.04
3	15	0		19.71	19.69	20.02
1.4	1	0	QPSK	22.46	22.45	22.74
1.4	1	3		22.52	22.52	22.84
1.4	1	5		22.45	22.42	22.75
1.4	3	0		22.49	22.48	22.81
1.4	3	1		22.54	22.53	22.82
1.4	3	3		22.48	22.48	22.79
1.4	6	0		21.40	21.39	21.70
1.4	1	0	16-QAM	21.68	21.70	21.97
1.4	1	3		21.77	21.75	22.05
1.4	1	5		21.69	21.67	21.95
1.4	3	0		21.47	21.48	21.77
1.4	3	1		21.51	21.50	21.79



1.4	3	3	64-QAM	21.46	21.46	21.75
1.4	6	0		20.57	20.57	20.85
1.4	1	0		20.80	20.81	21.05
1.4	1	3		20.86	20.82	21.13
1.4	1	5		20.78	20.83	21.07
1.4	3	0		20.75	20.75	21.04
1.4	3	1		20.75	20.81	21.06
1.4	3	3		20.75	20.70	21.00
1.4	6	0		19.71	19.69	19.97



LTE Band 26 Maximum Average Power [dBm]						
BW [MHz]	RB Size	RB Offset	Mod	Lowest	Middle	Highest
15	1	0	QPSK	21.58	21.70	21.89
15	1	37		21.60	21.70	21.91
15	1	74		21.62	21.71	21.90
15	36	0		21.16	21.28	21.34
15	36	20		21.13	21.19	21.41
15	36	39		21.15	21.13	21.37
15	75	0		21.08	21.21	21.40
15	1	0	16-QAM	21.48	21.58	21.74
15	1	37		21.48	21.56	21.78
15	1	74		21.49	21.57	21.73
15	36	0		20.24	20.35	20.45
15	36	20		20.22	20.37	20.58
15	36	39		20.27	20.32	20.48
15	75	0		20.22	20.34	20.54
15	1	0	64-QAM	20.58	20.66	20.86
15	1	37		20.57	20.63	20.88
15	1	74		20.56	20.66	20.87
15	36	0		19.45	19.57	19.66
15	36	20		19.42	19.57	19.79
15	36	39		19.44	19.51	19.67
15	75	0		19.41	19.53	19.72
10	1	0	QPSK	21.48	21.62	21.85
10	1	25		21.43	21.69	21.88
10	1	49		21.42	21.72	21.79
10	25	0		21.23	21.26	21.37
10	25	12		21.10	21.24	21.35
10	25	25		21.01	21.21	21.36
10	50	0		21.09	21.19	21.34
10	1	0	16-QAM	21.37	21.48	21.72
10	1	25		21.28	21.56	21.75
10	1	49		21.30	21.55	21.65
10	25	0		20.09	20.36	20.44
10	25	12		20.21	20.34	20.47



10	25	25	64-QAM	20.11	20.31	20.51
10	50	0		20.18	20.29	20.43
10	1	0		20.45	20.59	20.80
10	1	25		20.41	20.60	20.45
10	1	49		20.42	20.66	20.65
10	25	0		19.28	19.56	19.65
10	25	12		19.42	19.55	19.65
10	25	25		19.31	19.52	19.69
10	50	0		19.38	19.49	19.63



LTE Band 26 Maximum Average Power [dBm]						
BW [MHz]	RB Size	RB Offset	Mod	Lowest	Middle	Highest
5	1	0	QPSK	21.47	21.69	21.87
5	1	12		21.47	21.69	21.87
5	1	24		21.44	21.69	21.85
5	12	0		21.40	21.61	21.79
5	12	7		21.01	21.23	21.39
5	12	13		21.01	21.24	21.42
5	25	0		21.01	21.20	21.36
5	1	0	16-QAM	21.00	21.19	21.37
5	1	12		21.36	21.53	21.72
5	1	24		21.34	21.55	21.71
5	12	0		21.29	21.50	21.63
5	12	7		20.11	20.32	20.52
5	12	13		20.15	20.36	20.51
5	25	0		20.08	20.30	20.50
5	1	0	64-QAM	20.09	20.29	20.46
5	1	12		20.45	20.63	20.80
5	1	24		20.41	20.63	20.78
5	12	0		20.36	20.58	20.70
5	12	7		19.31	19.52	19.74
5	12	13		19.33	19.55	19.73
5	25	0		19.29	19.51	19.70
3	1	0	QPSK	21.44	21.68	21.86
3	1	8		21.45	21.64	21.81
3	1	14		21.43	21.65	21.81
3	8	0		21.00	21.18	21.40
3	8	4		21.03	21.23	21.40
3	8	7		21.03	21.20	21.36
3	15	0		21.01	21.20	21.39
3	1	0	16-QAM	21.33	21.50	21.72
3	1	8		21.39	21.52	21.70
3	1	14		21.30	21.49	21.62
3	8	0		20.16	20.38	20.55
3	8	4		20.17	20.40	20.56



3	8	7	64-QAM	20.13	20.38	20.52
3	15	0		20.09	20.35	20.50
3	1	0		20.43	20.68	20.80
3	1	8		20.40	20.63	20.80
3	1	14		20.41	20.59	20.74
3	8	0		19.33	19.54	19.73
3	8	4		19.37	19.56	19.71
3	8	7		19.31	19.55	19.66
3	15	0		19.29	19.53	19.68



LTE Band 26 Maximum Average Power [dBm]						
BW [MHz]	RB Size	RB Offset	Mod	Lowest	Middle	Highest
1.4	1	0	QPSK	21.40	21.61	21.75
1.4	1	3		21.45	21.65	21.83
1.4	1	5		21.40	21.59	21.73
1.4	3	0		21.43	21.64	21.80
1.4	3	1		21.48	21.67	21.83
1.4	3	3		21.45	21.64	21.77
1.4	6	0		21.06	21.12	21.29
1.4	1	0	16-QAM	21.26	21.48	21.64
1.4	1	3		21.40	21.59	21.70
1.4	1	5		21.29	21.51	21.59
1.4	3	0		21.07	21.24	21.40
1.4	3	1		21.09	21.28	21.40
1.4	3	3		21.08	21.20	21.34
1.4	6	0		20.13	20.30	20.50
1.4	1	0	64-QAM	20.46	20.55	20.77
1.4	1	3		20.48	20.68	20.82
1.4	1	5		20.40	20.59	20.71
1.4	3	0		20.36	20.48	20.64
1.4	3	1		20.37	20.54	20.69
1.4	3	3		20.35	20.47	20.65
1.4	6	0		19.26	19.44	19.61



LTE Band 7 Maximum Average Power [dBm]						
BW [MHz]	RB Size	RB Offset	Mod	Lowest	Middle	Highest
20	1	0	QPSK	22.87	23.25	23.03
20	1	49		23.07	23.13	23.15
20	1	99		23.02	22.99	23.13
20	50	0		22.37	22.47	22.66
20	50	24		22.47	22.71	22.70
20	50	50		22.52	22.61	22.64
20	100	0		22.45	22.67	22.65
20	1	0	16-QAM	22.65	22.62	22.78
20	1	49		22.92	23.00	22.73
20	1	99		22.67	22.64	22.63
20	50	0		21.53	21.51	21.71
20	50	24		21.62	21.62	21.84
20	50	50		21.57	21.60	21.77
20	100	0		21.52	21.57	21.67
20	1	0	64-QAM	21.86	21.72	21.82
20	1	49		21.75	21.78	21.80
20	1	99		21.73	21.74	21.92
20	50	0		20.69	20.81	20.97
20	50	24		20.78	20.85	20.64
20	50	50		20.82	20.91	20.94
20	100	0		20.70	20.76	20.87
15	1	0	QPSK	22.85	22.99	23.12
15	1	37		22.83	22.95	23.09
15	1	74		22.91	23.09	23.24
15	36	0		22.46	22.54	22.70
15	36	20		22.49	22.58	22.67
15	36	39		22.46	22.59	22.63
15	75	0		22.38	22.56	22.65
15	1	0	16-QAM	22.26	22.65	22.72
15	1	37		22.64	22.66	22.74
15	1	74		22.40	22.52	22.62
15	36	0		21.52	21.63	21.75
15	36	20		21.56	21.72	21.76



15	36	39	64-QAM	21.52	21.66	21.72
15	75	0		21.48	21.65	21.66
15	1	0		21.66	21.80	21.95
15	1	37		21.69	21.81	21.83
15	1	74		21.75	21.82	21.81
15	36	0		20.58	20.75	20.88
15	36	20		20.71	20.76	20.81
15	36	39		20.65	20.72	20.87
15	75	0		20.63	20.77	20.77



LTE Band 7 Maximum Average Power [dBm]						
BW [MHz]	RB Size	RB Offset	Mod	Lowest	Middle	Highest
10	1	0	QPSK	23.09	23.01	23.18
10	1	25		23.07	23.06	22.91
10	1	49		22.96	23.21	23.03
10	25	0		22.45	22.47	22.55
10	25	12		22.47	22.53	22.60
10	25	25		22.51	22.53	22.54
10	50	0		22.46	22.46	22.54
10	1	0	16-QAM	22.23	22.65	22.64
10	1	25		22.68	22.65	22.73
10	1	49		22.30	22.42	22.38
10	25	0		21.58	21.51	21.70
10	25	12		21.62	21.59	21.76
10	25	25		21.53	21.59	21.60
10	50	0		21.50	21.57	21.69
10	1	0	64-QAM	21.61	21.65	21.78
10	1	25		21.62	21.93	21.72
10	1	49		21.62	21.57	21.75
10	25	0		20.58	20.65	20.78
10	25	12		20.66	20.78	20.82
10	25	25		20.58	20.76	20.77
10	50	0		20.67	20.67	20.72
5	1	0	QPSK	22.95	23.03	23.01
5	1	12		22.96	23.01	23.06
5	1	24		22.97	23.20	23.14
5	12	0		22.40	22.48	22.43
5	12	7		22.43	22.60	22.53
5	12	13		22.45	22.50	22.58
5	25	0		22.33	22.52	22.50
5	1	0	16-QAM	22.54	22.60	22.55
5	1	12		22.58	22.98	22.82
5	1	24		22.84	22.68	22.72
5	12	0		21.46	21.53	21.53
5	12	7		21.55	21.57	21.69



5	12	13	64-QAM	21.62	21.55	21.60
5	25	0		21.47	21.68	21.67
5	1	0		21.50	21.68	21.71
5	1	12		21.48	21.68	21.78
5	1	24		21.66	21.50	21.74
5	12	0		20.63	20.68	20.65
5	12	7		20.62	20.57	20.66
5	12	13		20.67	20.76	20.71
5	25	0		20.51	20.62	20.70



LTE Band 38 Maximum Average Power [dBm]						
BW [MHz]	RB Size	RB Offset	Mod	Lowest	Middle	Highest
20	1	0	QPSK	22.64	22.90	22.60
20	1	49		22.55	22.61	22.68
20	1	99		22.78	22.63	22.77
20	50	0		21.78	22.11	22.09
20	50	24		21.82	21.83	21.88
20	50	50		21.79	21.83	21.97
20	100	0		21.85	21.93	21.92
20	1	0	16-QAM	21.64	21.64	21.77
20	1	49		21.57	21.68	21.83
20	1	99		21.75	21.69	21.90
20	50	0		20.89	20.92	21.08
20	50	24		20.95	20.93	21.08
20	50	50		20.95	20.75	20.96
20	100	0		20.82	20.80	20.94
20	1	0	64-QAM	21.48	21.44	21.59
20	1	49		21.41	21.39	21.55
20	1	99		21.49	21.50	21.70
20	50	0		19.92	20.07	20.24
20	50	24		20.08	19.99	20.15
20	50	50		20.08	19.90	20.12
20	100	0		20.35	20.34	20.40
15	1	0	QPSK	22.60	22.61	22.71
15	1	37		22.63	22.67	22.64
15	1	74		22.64	22.79	22.86
15	36	0		21.79	21.77	21.86
15	36	20		21.85	21.77	21.92
15	36	39		21.85	21.69	21.81
15	75	0		21.82	21.83	21.89
15	1	0	16-QAM	21.70	21.65	21.83
15	1	37		21.66	21.72	21.68
15	1	74		21.77	21.76	21.90
15	36	0		20.84	20.73	20.83
15	36	20		20.81	20.74	20.98



15	36	39	64-QAM	20.80	20.76	20.89
15	75	0		20.93	20.85	21.00
15	1	0		20.80	20.59	20.87
15	1	37		20.84	20.74	20.70
15	1	74		20.67	20.78	20.90
15	36	0		20.19	20.18	20.37
15	36	20		20.25	20.27	20.33
15	36	39		20.24	20.30	20.33
15	75	0		20.34	20.26	20.42



LTE Band 38 Maximum Average Power [dBm]						
BW [MHz]	RB Size	RB Offset	Mod	Lowest	Middle	Highest
10	1	0	QPSK	22.68	22.64	22.88
10	1	25		22.67	22.77	22.84
10	1	49		22.69	22.69	22.88
10	25	0		21.73	21.73	21.78
10	25	12		21.71	21.74	21.89
10	25	25		21.80	21.85	21.91
10	50	0		21.78	21.71	21.96
10	1	0	16-QAM	21.81	21.71	21.89
10	1	25		21.80	21.68	21.83
10	1	49		21.70	21.66	21.86
10	25	0		20.84	20.76	21.00
10	25	12		20.83	20.77	20.91
10	25	25		20.92	20.88	21.02
10	50	0		20.88	20.92	20.88
10	1	0	64-QAM	20.80	20.64	20.82
10	1	25		20.69	20.61	20.84
10	1	49		20.62	20.69	20.88
10	25	0		20.20	20.12	20.27
10	25	12		20.19	20.23	20.28
10	25	25		20.28	20.15	20.30
10	50	0		20.14	20.28	20.33
5	1	0	QPSK	22.63	22.68	22.89
5	1	12		22.63	22.66	22.88
5	1	24		22.59	22.65	22.85
5	12	0		21.71	21.72	21.96
5	12	7		21.80	21.74	21.98
5	12	13		21.73	21.77	21.99
5	25	0		21.73	21.67	21.90
5	1	0	16-QAM	21.72	21.64	21.87
5	1	12		21.67	21.74	21.90
5	1	24		21.78	21.77	21.97
5	12	0		20.76	20.78	21.01
5	12	7		20.87	20.80	21.04



5	12	13	64-QAM	20.79	20.75	21.06
5	25	0		20.77	20.81	21.13
5	1	0		20.64	20.69	20.93
5	1	12		20.75	20.76	20.92
5	1	24		20.77	20.70	20.99
5	12	0		20.17	20.19	20.43
5	12	7		20.18	20.22	20.46
5	12	13		20.19	20.16	20.37
5	25	0		20.22	20.16	20.39



LTE Band 41 Maximum Average Power [dBm]						
BW [MHz]	RB Size	RB Offset	Mod	Lowest	Middle	Highest
20	1	0	QPSK	22.71	22.70	22.56
20	1	49		22.76	22.60	22.50
20	1	99		22.81	22.68	22.58
20	50	0		21.68	21.79	21.58
20	50	24		21.85	21.89	21.60
20	50	50		21.85	21.78	21.75
20	100	0		21.82	21.71	21.66
20	1	0	16-QAM	21.94	21.70	21.68
20	1	49		21.88	21.69	21.74
20	1	99		21.95	21.65	21.65
20	50	0		20.87	20.80	20.78
20	50	24		20.95	20.89	20.72
20	50	50		20.85	20.86	20.77
20	100	0		20.92	20.85	20.79
20	1	0	64-QAM	20.94	20.71	20.69
20	1	49		20.87	20.77	20.75
20	1	99		20.93	20.79	20.65
20	50	0		20.16	19.99	19.86
20	50	24		20.12	20.01	19.90
20	50	50		20.13	19.98	20.05
20	100	0		20.20	20.16	20.07
15	1	0	QPSK	22.68	22.71	22.65
15	1	37		22.70	22.64	22.66
15	1	74		22.77	22.71	22.72
15	36	0		21.71	21.70	21.70
15	36	20		21.76	21.72	21.72
15	36	39		21.73	21.73	21.72
15	75	0		21.71	21.74	21.69
15	1	0	16-QAM	21.82	21.89	21.76
15	1	37		21.82	21.77	21.78
15	1	74		21.90	21.78	21.88
15	36	0		20.80	20.68	20.76
15	36	20		20.82	20.70	20.79



15	36	39	64-QAM	20.82	20.69	20.78
15	75	0		20.84	20.81	20.81
15	1	0		20.82	20.84	20.79
15	1	37		20.81	20.79	20.76
15	1	74		20.88	20.83	20.84
15	36	0		20.08	20.07	20.04
15	36	20		20.10	20.01	20.05
15	36	39		20.07	20.02	20.04
15	75	0		20.09	20.03	20.06



LTE Band 41 Maximum Average Power [dBm]						
BW [MHz]	RB Size	RB Offset	Mod	Lowest	Middle	Highest
10	1	0	QPSK	22.64	22.69	22.59
10	1	25		22.68	22.66	22.62
10	1	49		22.72	22.67	22.67
10	25	0		21.69	21.67	21.66
10	25	12		21.70	21.71	21.71
10	25	25		21.73	21.72	21.69
10	50	0		21.73	21.72	21.71
10	1	0	16-QAM	21.79	21.69	21.71
10	1	25		21.82	21.67	21.73
10	1	49		21.77	21.66	21.75
10	25	0		20.79	20.67	20.75
10	25	12		20.86	20.79	20.80
10	25	25		20.80	20.77	20.81
10	50	0		20.83	20.68	20.78
10	1	0	64-QAM	20.79	20.64	20.73
10	1	25		20.74	20.72	20.75
10	1	49		20.78	20.72	20.78
10	25	0		19.99	20.01	19.96
10	25	12		20.07	20.02	19.98
10	25	25		20.00	20.01	19.98
10	50	0		20.00	20.03	19.96
5	1	0	QPSK	22.60	22.64	22.59
5	1	12		22.64	22.61	22.64
5	1	24		22.61	22.65	22.60
5	12	0		21.68	21.70	21.68
5	12	7		21.71	21.71	21.71
5	12	13		21.69	21.69	21.69
5	25	0		21.66	21.70	21.67
5	1	0	16-QAM	21.70	21.69	21.72
5	1	12		21.80	21.68	21.72
5	1	24		21.77	21.71	21.73
5	12	0		20.76	20.74	20.72
5	12	7		20.77	20.72	20.78



5	12	13	64-QAM	20.76	20.73	20.75
5	25	0		20.82	20.69	20.78
5	1	0		20.72	20.68	20.73
5	1	12		20.79	20.68	20.74
5	1	24		20.75	20.72	20.77
5	12	0		20.00	20.01	19.96
5	12	7		19.99	19.99	19.99
5	12	13		19.99	20.01	19.98
5	25	0		20.00	20.00	19.96



ERP/EIRP

LTE Band 2 (GT - LC = -0.60 dB) QPSK									
Bandwidth	1.4M			3M			5M		
Channel	18607	18900	19193	18615	18900	19185	18625	18900	19175
	(Low)	(Mid)	(High)	(Low)	(Mid)	(High)	(Low)	(Mid)	(High)
Frequency	1850.7	1880	1909.3	1851.5	1880	1908.5	1852.5	1880	1907.5
(MHz)									
Conducted Power (dBm)	22.51	22.49	22.83	22.50	22.50	22.84	22.68	22.69	23.00
Conducted Power (Watts)	0.1782	0.1774	0.1919	0.1778	0.1778	0.1923	0.1854	0.1858	0.1995
EIRP(dBm)	21.91	21.89	22.23	21.90	21.90	22.24	22.08	22.09	22.40
EIRP(Watts)	0.1552	0.1545	0.1671	0.1549	0.1549	0.1675	0.1614	0.1618	0.1738

LTE Band 2 (GT - LC = -0.60 dB) QPSK									
Bandwidth	10M			15M			20M		
Channel	18650	18900	19150	18675	18900	19125	18650	18900	19100
	(Low)	(Mid)	(High)	(Low)	(Mid)	(High)	(Low)	(Mid)	(High)
Frequency	1855	1880	1905	1857.5	1880	1902.5	1860	1880	1900
(MHz)									
Conducted Power (dBm)	22.78	22.75	23.01	22.70	22.70	22.97	22.77	23.03	22.92
Conducted Power (Watts)	0.1897	0.1884	0.2000	0.1862	0.1862	0.1982	0.1892	0.2009	0.1959
EIRP(dBm)	22.18	22.15	22.41	22.10	22.10	22.37	22.17	22.43	22.32
EIRP(Watts)	0.1652	0.1641	0.1742	0.1622	0.1622	0.1726	0.1648	0.1750	0.1706



LTE Band 2 (GT - LC = -0.60 dB) 16QAM									
Bandwidth	1.4M			3M			5M		
Channel	18607	18900	19193	18615	18900	19185	18625	18900	19175
	(Low)	(Mid)	(High)	(Low)	(Mid)	(High)	(Low)	(Mid)	(High)
Frequency (MHz)	1850.7	1880	1909.3	1851.5	1880	1908.5	1852.5	1880	1907.5
Conducted Power (dBm)	21.94	21.92	22.10	21.89	21.88	22.15	22.11	22.08	22.41
Conducted Power (Watts)	0.1563	0.1556	0.1622	0.1545	0.1542	0.1641	0.1626	0.1614	0.1742
EIRP(dBm)	21.34	21.32	21.50	21.29	21.28	21.55	21.51	21.48	21.81
EIRP(Watts)	0.1361	0.1355	0.1413	0.1346	0.1343	0.1429	0.1416	0.1406	0.1517

LTE Band 2 (GT - LC = -0.60 dB) 16QAM									
Bandwidth	10M			15M			20M		
Channel	18650	18900	19150	18675	18900	19125	18650	18900	19100
	(Low)	(Mid)	(High)	(Low)	(Mid)	(High)	(Low)	(Mid)	(High)
Frequency (MHz)	1855	1880	1905	1857.5	1880	1902.5	1860	1880	1900
Conducted Power (dBm)	22.08	22.13	22.45	22.09	22.10	22.35	22.19	22.14	22.31
Conducted Power (Watts)	0.1614	0.1633	0.1758	0.1618	0.1622	0.1718	0.1656	0.1637	0.1702
EIRP(dBm)	21.48	21.53	21.85	21.49	21.50	21.75	21.59	21.54	21.71
EIRP(Watts)	0.1406	0.1422	0.1531	0.1409	0.1413	0.1496	0.1442	0.1426	0.1483



LTE Band 2 (GT - LC = -0.60 dB) 64QAM									
Bandwidth	1.4M			3M			5M		
Channel	18607	18900	19193	18615	18900	19185	18625	18900	19175
	(Low)	(Mid)	(High)	(Low)	(Mid)	(High)	(Low)	(Mid)	(High)
Frequency (MHz)	1850.7	1880	1909.3	1851.5	1880	1908.5	1852.5	1880	1907.5
Conducted Power (dBm)	20.96	21.02	21.26	21.01	21.03	21.30	21.29	21.19	21.51
Conducted Power (Watts)	0.1247	0.1265	0.1337	0.1262	0.1268	0.1349	0.1346	0.1315	0.1416
EIRP(dBm)	20.36	20.42	20.66	20.41	20.43	20.70	20.69	20.59	20.91
EIRP(Watts)	0.1086	0.1102	0.1164	0.1099	0.1104	0.1175	0.1172	0.1146	0.1233

LTE Band 2 (GT - LC = -0.60 dB) 64QAM									
Bandwidth	10M			15M			20M		
Channel	18650	18900	19150	18675	18900	19125	18650	18900	19100
	(Low)	(Mid)	(High)	(Low)	(Mid)	(High)	(Low)	(Mid)	(High)
Frequency (MHz)	1855	1880	1905	1857.5	1880	1902.5	1860	1880	1900
Conducted Power (dBm)	21.18	21.23	21.55	21.18	21.19	21.47	21.27	21.26	21.41
Conducted Power (Watts)	0.1312	0.1327	0.1429	0.1312	0.1315	0.1403	0.1340	0.1337	0.1384
EIRP(dBm)	20.58	20.63	20.95	20.58	20.59	20.87	20.67	20.66	20.81
EIRP(Watts)	0.1143	0.1156	0.1245	0.1143	0.1146	0.1222	0.1167	0.1164	0.1205



LTE Band 4 (GT - LC = -0.10 dB) QPSK									
Bandwidth	1.4M			3M			5M		
Channel	19957	20175	20393	19965	20175	20385	19975	20175	20375
	(Low)	(Mid)	(High)	(Low)	(Mid)	(High)	(Low)	(Mid)	(High)
Frequency (MHz)	1710.7	1732.5	1754.3	1711.5	1732.5	1753.5	1712.5	1732.5	1752.5
Conducted Power (dBm)	22.08	22.23	22.32	22.27	22.23	22.33	22.32	22.21	22.12
Conducted Power (Watts)	0.1614	0.1671	0.1706	0.1687	0.1671	0.1710	0.1706	0.1663	0.1629
EIRP(dBm)	21.98	22.13	22.22	22.17	22.13	22.23	22.22	22.11	22.02
EIRP(Watts)	0.1578	0.1633	0.1667	0.1648	0.1633	0.1671	0.1667	0.1626	0.1592

LTE Band 4 (GT - LC = -0.10 dB) QPSK									
Bandwidth	10M			15M			20M		
Channel	20000	20175	20350	20025	20175	20325	20050	20175	20300
	(Low)	(Mid)	(High)	(Low)	(Mid)	(High)	(Low)	(Mid)	(High)
Frequency (MHz)	1715	1732.5	1750	1717.5	1732.5	1747.5	1720	1732.5	1745
Conducted Power (dBm)	22.00	22.21	22.33	22.00	22.24	22.29	22.09	22.34	22.22
Conducted Power (Watts)	0.1585	0.1663	0.1710	0.1585	0.1675	0.1694	0.1618	0.1714	0.1667
EIRP(dBm)	21.90	22.11	22.23	21.90	22.14	22.19	21.99	22.24	22.12
EIRP(Watts)	0.1549	0.1626	0.1671	0.1549	0.1637	0.1656	0.1581	0.1675	0.1629



LTE Band 4 (GT - LC = -0.10 dB) 16QAM									
Bandwidth	1.4M			3M			5M		
Channel	19957	20175	20393	19965	20175	20385	19975	20175	20375
	(Low)	(Mid)	(High)	(Low)	(Mid)	(High)	(Low)	(Mid)	(High)
Frequency (MHz)	1710.7	1732.5	1754.3	1711.5	1732.5	1753.5	1712.5	1732.5	1752.5
Conducted Power (dBm)	21.16	21.48	21.41	21.59	21.24	21.12	21.30	21.67	21.72
Conducted Power (Watts)	0.1306	0.1406	0.1384	0.1442	0.1330	0.1294	0.1349	0.1469	0.1486
EIRP(dBm)	21.06	21.38	21.31	21.49	21.14	21.02	21.20	21.57	21.62
EIRP(Watts)	0.1276	0.1374	0.1352	0.1409	0.1300	0.1265	0.1318	0.1435	0.1452

LTE Band 4 (GT - LC = -0.10 dB) 16QAM									
Bandwidth	10M			15M			20M		
Channel	20000	20175	20350	20025	20175	20325	20050	20175	20300
	(Low)	(Mid)	(High)	(Low)	(Mid)	(High)	(Low)	(Mid)	(High)
Frequency (MHz)	1715	1732.5	1750	1717.5	1732.5	1747.5	1720	1732.5	1745
Conducted Power (dBm)	21.42	21.60	21.73	21.41	21.66	21.64	21.50	21.54	21.67
Conducted Power (Watts)	0.1387	0.1445	0.1489	0.1384	0.1466	0.1459	0.1413	0.1426	0.1469
EIRP(dBm)	21.32	21.50	21.63	21.31	21.56	21.54	21.40	21.44	21.57
EIRP(Watts)	0.1355	0.1413	0.1455	0.1352	0.1432	0.1426	0.1380	0.1393	0.1435



LTE Band 4 (GT - LC = -0.10 dB) 64QAM									
Bandwidth	1.4M			3M			5M		
Channel	19957	20175	20393	19965	20175	20385	19975	20175	20375
	(Low)	(Mid)	(High)	(Low)	(Mid)	(High)	(Low)	(Mid)	(High)
Frequency (MHz)	1710.7	1732.5	1754.3	1711.5	1732.5	1753.5	1712.5	1732.5	1752.5
Conducted Power (dBm)	20.25	20.58	20.47	20.66	20.73	20.68	20.32	20.76	20.78
Conducted Power (Watts)	0.1059	0.1143	0.1114	0.1164	0.1183	0.1169	0.1076	0.1191	0.1197
EIRP(dBm)	20.15	20.48	20.37	20.56	20.63	20.58	20.22	20.66	20.68
EIRP(Watts)	0.1035	0.1117	0.1089	0.1138	0.1156	0.1143	0.1052	0.1164	0.1169

LTE Band 4 (GT - LC = -0.10 dB) 64QAM									
Bandwidth	10M			15M			20M		
Channel	20000	20175	20350	20025	20175	20325	20050	20175	20300
	(Low)	(Mid)	(High)	(Low)	(Mid)	(High)	(Low)	(Mid)	(High)
Frequency (MHz)	1715	1732.5	1750	1717.5	1732.5	1747.5	1720	1732.5	1745
Conducted Power (dBm)	20.43	20.80	20.78	20.54	20.76	20.75	20.56	20.63	20.78
Conducted Power (Watts)	0.1104	0.1202	0.1197	0.1132	0.1191	0.1189	0.1138	0.1156	0.1197
EIRP(dBm)	20.33	20.70	20.68	20.44	20.66	20.65	20.46	20.53	20.68
EIRP(Watts)	0.1079	0.1175	0.1169	0.1107	0.1164	0.1161	0.1112	0.1130	0.1169



LTE Band 5 (GT - LC = -5.90 dB) QPSK									
Bandwidth	1.4M			3M			5M		
Channel	20407	20525	20643	20415	20525	20635	20425	20525	20625
	(Low)	(Mid)	(High)	(Low)	(Mid)	(High)	(Low)	(Mid)	(High)
Frequency (MHz)	824.7	836.5	848.3	825.5	836.5	847.5	826.5	836.5	846.5
Conducted Power (dBm)	22.52	22.52	22.84	22.49	22.48	22.80	22.51	22.50	22.84
Conducted Power (Watts)	0.1786	0.1786	0.1923	0.1774	0.1770	0.1905	0.1782	0.1778	0.1923
ERP(dBm)	14.47	14.47	14.79	14.44	14.43	14.75	14.46	14.45	14.79
ERP(Watts)	0.0280	0.0280	0.0301	0.0278	0.0277	0.0299	0.0279	0.0279	0.0301

LTE Band 5 (GT - LC = -5.90 dB) QPSK			
Bandwidth	10M		
Channel	20450	20525	20600
	(Low)	(Mid)	(High)
Frequency (MHz)	829	836.5	844
Conducted Power (dBm)	22.53	22.85	22.69
Conducted Power (Watts)	0.1791	0.1928	0.1858
ERP(dBm)	14.48	14.80	14.64
ERP(Watts)	0.0281	0.0302	0.0291



LTE Band 5 (GT - LC = -5.90 dB) 16QAM									
Bandwidth	1.4M			3M			5M		
Channel	20407	20525	20643	20415	20525	20635	20425	20525	20625
	(Low)	(Mid)	(High)	(Low)	(Mid)	(High)	(Low)	(Mid)	(High)
Frequency (MHz)	824.7	836.5	848.3	825.5	836.5	847.5	826.5	836.5	846.5
Conducted Power (dBm)	21.77	21.75	22.05	21.69	21.70	22.04	21.74	21.76	22.09
Conducted Power (Watts)	0.1503	0.1496	0.1603	0.1476	0.1479	0.1600	0.1493	0.1500	0.1618
ERP(dBm)	13.72	13.70	14.00	13.64	13.65	13.99	13.69	13.71	14.04
ERP(Watts)	0.0236	0.0234	0.0251	0.0231	0.0232	0.0251	0.0234	0.0235	0.0254

LTE Band 5 (GT - LC = -5.90 dB) 16QAM			
Bandwidth	10M		
Channel	20450	20525	20600
	(Low)	(Mid)	(High)
Frequency (MHz)	829	836.5	844
Conducted Power (dBm)	21.70	21.75	22.00
Conducted Power (Watts)	0.1479	0.1496	0.1585
ERP(dBm)	13.65	13.70	13.95
ERP(Watts)	0.0232	0.0234	0.0248



LTE Band 5 (GT - LC = -5.90 dB) 64QAM									
Bandwidth	1.4M			3M			5M		
Channel	20407	20525	20643	20415	20525	20635	20425	20525	20625
	(Low)	(Mid)	(High)	(Low)	(Mid)	(High)	(Low)	(Mid)	(High)
Frequency (MHz)	824.7	836.5	848.3	825.5	836.5	847.5	826.5	836.5	846.5
Conducted Power (dBm)	20.86	20.82	21.13	20.78	20.79	21.14	20.83	20.85	21.22
Conducted Power (Watts)	0.1219	0.1208	0.1297	0.1197	0.1199	0.1300	0.1211	0.1216	0.1324
ERP(dBm)	12.81	12.77	13.08	12.73	12.74	13.09	12.78	12.80	13.17
ERP(Watts)	0.0191	0.0189	0.0203	0.0187	0.0188	0.0204	0.0190	0.0191	0.0207

LTE Band 5 (GT - LC = -5.90 dB) 64QAM			
Bandwidth	10M		
Channel	20450	20525	20600
	(Low)	(Mid)	(High)
Frequency (MHz)	829	836.5	844
Conducted Power (dBm)	20.81	20.83	21.08
Conducted Power (Watts)	0.1205	0.1211	0.1282
ERP(dBm)	12.76	12.78	13.03
ERP(Watts)	0.0189	0.0190	0.0201



LTE Band 7 (GT - LC = 0.10 dB) QPSK			
Bandwidth	5M		
Channel	20775	21100	21425
	(Low)	(Mid)	(High)
Frequency	2502.5	2535	2567.5
(MHz)			
Conducted Power (dBm)	22.97	23.20	23.14
Conducted Power (Watts)	0.1982	0.2089	0.2061
EIRP(dBm)	23.07	23.30	23.24
EIRP(Watts)	0.2028	0.2138	0.2109

LTE Band 7 (GT - LC = 0.10 dB) QPSK									
Bandwidth	10M			15M			20M		
Channel	20800	21100	21400	20825	21100	21375	20850	21100	21350
	(Low)	(Mid)	(High)	(Low)	(Mid)	(High)	(Low)	(Mid)	(High)
Frequency	2505	2535	2565	2507.5	2535	2562.5	2510	2535	2560
(MHz)									
Conducted Power (dBm)	22.96	23.21	23.03	22.91	23.09	23.24	22.87	23.25	23.03
Conducted Power (Watts)	0.1977	0.2094	0.2009	0.1954	0.2037	0.2109	0.1936	0.2113	0.2009
EIRP(dBm)	23.06	23.31	23.13	23.01	23.19	23.34	22.97	23.35	23.13
EIRP(Watts)	0.2023	0.2143	0.2056	0.2000	0.2084	0.2158	0.1982	0.2163	0.2056



LTE Band 7 (GT - LC = 0.10 dB) 16QAM			
Bandwidth	5M		
Channel	20775	21100	21425
	(Low)	(Mid)	(High)
Frequency	2502.5	2535	2567.5
(MHz)			
Conducted Power (dBm)	22.58	22.98	22.82
Conducted Power (Watts)	0.1811	0.1986	0.1914
EIRP(dBm)	22.68	23.08	22.92
EIRP(Watts)	0.1854	0.2032	0.1959

LTE Band 7 (GT - LC = 0.10 dB) 16QAM									
Bandwidth	10M			15M			20M		
Channel	20800	21100	21400	20825	21100	21375	20850	21100	21350
	(Low)	(Mid)	(High)	(Low)	(Mid)	(High)	(Low)	(Mid)	(High)
Frequency	2505	2535	2565	2507.5	2535	2562.5	2510	2535	2560
(MHz)									
Conducted Power (dBm)	22.68	22.65	22.73	22.64	22.66	22.74	22.92	23.00	22.73
Conducted Power (Watts)	0.1854	0.1841	0.1875	0.1837	0.1845	0.1879	0.1959	0.1995	0.1875
EIRP(dBm)	22.78	22.75	22.83	22.74	22.76	22.84	23.02	23.10	22.83
EIRP(Watts)	0.1897	0.1884	0.1919	0.1879	0.1888	0.1923	0.2004	0.2042	0.1919



LTE Band 7 (GT - LC = 0.10 dB) 64QAM			
Bandwidth	5M		
Channel	20775	21100	21425
	(Low)	(Mid)	(High)
Frequency	2502.5	2535	2567.5
(MHz)			
Conducted Power (dBm)	21.48	21.68	21.78
Conducted Power (Watts)	0.1406	0.1472	0.1507
EIRP(dBm)	21.58	21.78	21.88
EIRP(Watts)	0.1439	0.1507	0.1542

LTE Band 7 (GT - LC = 0.10 dB) 64QAM									
Bandwidth	10M			15M			20M		
Channel	20800	21100	21400	20825	21100	21375	20850	21100	21350
	(Low)	(Mid)	(High)	(Low)	(Mid)	(High)	(Low)	(Mid)	(High)
Frequency	2505	2535	2565	2507.5	2535	2562.5	2510	2535	2560
(MHz)									
Conducted Power (dBm)	21.62	21.93	21.72	21.66	21.80	21.95	21.73	21.74	21.92
Conducted Power (Watts)	0.1452	0.1560	0.1486	0.1466	0.1514	0.1567	0.1489	0.1493	0.1556
EIRP(dBm)	21.72	22.03	21.82	21.76	21.90	22.05	21.83	21.84	22.02
EIRP(Watts)	0.1486	0.1596	0.1521	0.1500	0.1549	0.1603	0.1524	0.1528	0.1592



LTE Band 26 (GT - LC = -4.30 dB) QPSK									
Bandwidth	1.4M			3M			5M		
Channel	26797	26915	27033	26805	26915	27025	26815	26915	27015
	(Low)	(Mid)	(High)	(Low)	(Mid)	(High)	(Low)	(Mid)	(High)
Frequency	824.7	836.5	848.3	825.5	836.5	847.5	826.5	836.5	846.5
(MHz)									
Conducted Power (dBm)	21.45	21.65	21.83	21.44	21.68	21.86	21.47	21.69	21.87
Conducted Power (Watts)	0.1396	0.1462	0.1524	0.1393	0.1472	0.1535	0.1403	0.1476	0.1538
ERP(dBm)	15.00	15.20	15.38	14.99	15.23	15.41	15.02	15.24	15.42
ERP(Watts)	0.0316	0.0331	0.0345	0.0316	0.0333	0.0348	0.0318	0.0334	0.0348

LTE Band 26 (GT - LC = -4.30 dB) QPSK							
Bandwidth	10M			15M			15M
Channel	26840	26915	26990	26865	26915	26965	26765
	(Low)	(Mid)	(High)	(Low)	(Mid)	(High)	(Low)
Frequency	829	836.5	844	831.5	836.5	841.5	821.5
(MHz)							
Conducted Power (dBm)	21.43	21.69	21.88	21.60	21.70	21.91	21.62
Conducted Power (Watts)	0.1390	0.1476	0.1542	0.1445	0.1479	0.1552	0.1452
ERP(dBm)	14.98	15.24	15.43	15.15	15.25	15.46	15.17
ERP(Watts)	0.0315	0.0334	0.0349	0.0327	0.0335	0.0352	0.0329



LTE Band 26 (GT - LC = -4.30 dB) 16QAM									
Bandwidth	1.4M			3M			5M		
Channel	26797	26915	27033	26805	26915	27025	26815	26915	27015
	(Low)	(Mid)	(High)	(Low)	(Mid)	(High)	(Low)	(Mid)	(High)
Frequency	824.7	836.5	848.3	825.5	836.5	847.5	826.5	836.5	846.5
(MHz)									
Conducted Power (dBm)	21.40	21.59	21.70	21.33	21.50	21.72	21.36	21.53	21.72
Conducted Power (Watts)	0.1380	0.1442	0.1479	0.1358	0.1413	0.1486	0.1368	0.1422	0.1486
ERP(dBm)	14.95	15.14	15.25	14.88	15.05	15.27	14.91	15.08	15.27
ERP(Watts)	0.0313	0.0327	0.0335	0.0308	0.0320	0.0337	0.0310	0.0322	0.0337

LTE Band 26 (GT - LC = -4.30 dB) 16QAM							
Bandwidth	10M			15M			15M
Channel	26840	26915	26990	26865	26915	26965	26765
	(Low)	(Mid)	(High)	(Low)	(Mid)	(High)	(Low)
Frequency	829	836.5	844	831.5	836.5	841.5	821.5
(MHz)							
Conducted Power (dBm)	21.28	21.56	21.75	21.48	21.56	21.78	21.49
Conducted Power (Watts)	0.1343	0.1432	0.1496	0.1406	0.1432	0.1507	0.1409
ERP(dBm)	14.83	15.11	15.30	15.03	15.11	15.33	15.04
ERP(Watts)	0.0304	0.0324	0.0339	0.0318	0.0324	0.0341	0.0319



LTE Band 26 (GT - LC = -4.30 dB) 64QAM									
Bandwidth	1.4M			3M			5M		
Channel	26797	26915	27033	26805	26915	27025	26815	26915	27015
	(Low)	(Mid)	(High)	(Low)	(Mid)	(High)	(Low)	(Mid)	(High)
Frequency	824.7	836.5	848.3	825.5	836.5	847.5	826.5	836.5	846.5
(MHz)									
Conducted Power (dBm)	20.48	20.68	20.82	20.43	20.68	20.80	20.45	20.63	20.80
Conducted Power (Watts)	0.1117	0.1169	0.1208	0.1104	0.1169	0.1202	0.1109	0.1156	0.1202
ERP(dBm)	14.03	14.23	14.37	13.98	14.23	14.35	14.00	14.18	14.35
ERP(Watts)	0.0253	0.0265	0.0274	0.0250	0.0265	0.0272	0.0251	0.0262	0.0272

LTE Band 26 (GT - LC = -4.30 dB) 64QAM							
Bandwidth	10M			15M			15M
Channel	26840	26915	26990	26865	26915	26965	26765
	(Low)	(Mid)	(High)	(Low)	(Mid)	(High)	(Low)
Frequency	829	836.5	844	831.5	836.5	841.5	821.5
(MHz)							
Conducted Power (dBm)	20.45	20.59	20.80	20.57	20.63	20.88	20.58
Conducted Power (Watts)	0.1109	0.1146	0.1202	0.1140	0.1156	0.1225	0.1143
ERP(dBm)	14.00	14.14	14.35	14.12	14.18	14.43	14.13
ERP(Watts)	0.0251	0.0259	0.0272	0.0258	0.0262	0.0277	0.0259



LTE Band 41 (G _T - L _C = 0.10dB) QPSK									
Bandwidth	5M			10M			15M		
Channel	40065	40640	41215	40090	40640	41190	40115	40640	41165
	(Low)	(Mid)	(High)	(Low)	(Mid)	(High)	(Low)	(Mid)	(High)
Frequency (MHz)	2537.5	2595	2652.5	2540	2595	2650	2542.5	2595	2647.5
Conducted Power (dBm)	22.61	22.65	22.60	22.72	22.67	22.67	22.77	22.71	22.72
Conducted Power (Watts)	0.1824	0.1841	0.1820	0.1871	0.1849	0.1849	0.1892	0.1866	0.1871
EIRP(dBm)	22.71	22.75	22.70	22.82	22.77	22.77	22.87	22.81	22.82
EIRP(Watts)	0.1866	0.1884	0.1862	0.1914	0.1892	0.1892	0.1936	0.1910	0.1914

LTE Band 41 (G _T - L _C = 0.10dB) QPSK			
Bandwidth	20M		
Channel	40140	40640	41140
	(Low)	(Mid)	(High)
Frequency (MHz)	2545	2595	2645
Conducted Power (dBm)	22.81	22.68	22.58
Conducted Power (Watts)	0.1910	0.1854	0.1811
EIRP(dBm)	22.91	22.78	22.68
EIRP(Watts)	0.1954	0.1897	0.1854



LTE Band 41 (G _T - L _C = 0.10dB) 16QAM									
Bandwidth	5M			10M			15M		
Channel	40065	40640	41215	40090	40640	41190	40115	40640	41165
	(Low)	(Mid)	(High)	(Low)	(Mid)	(High)	(Low)	(Mid)	(High)
Frequency (MHz)	2537.5	2595	2652.5	2540	2595	2650	2542.5	2595	2647.5
Conducted Power (dBm)	21.80	21.68	21.72	21.82	21.67	21.73	21.90	21.78	21.88
Conducted Power (Watts)	0.1514	0.1472	0.1486	0.1521	0.1469	0.1489	0.1549	0.1507	0.1542
EIRP(dBm)	21.90	21.78	21.82	21.92	21.77	21.83	22.00	21.88	21.98
EIRP(Watts)	0.1549	0.1507	0.1521	0.1556	0.1503	0.1524	0.1585	0.1542	0.1578

LTE Band 41 (G _T - L _C = 0.10dB) 16QAM			
Bandwidth	20M		
Channel	40140	40640	41140
	(Low)	(Mid)	(High)
Frequency (MHz)	2545	2595	2645
Conducted Power (dBm)	21.95	21.65	21.65
Conducted Power (Watts)	0.1567	0.1462	0.1462
EIRP(dBm)	22.05	21.75	21.75
EIRP(Watts)	0.1603	0.1496	0.1496



LTE Band 41 (G _T - L _C = 0.10dB) 64QAM									
Bandwidth	5M			10M			15M		
Channel	40065	40640	41215	40090	40640	41190	40115	40640	41165
	(Low)	(Mid)	(High)	(Low)	(Mid)	(High)	(Low)	(Mid)	(High)
Frequency	2537.5	2595	2652.5	2540	2595	2650	2542.5	2595	2647.5
(MHz)									
Conducted Power (dBm)	20.79	20.68	20.74	20.79	20.64	20.73	20.88	20.83	20.84
Conducted Power (Watts)	0.1199	0.1169	0.1186	0.1199	0.1159	0.1183	0.1225	0.1211	0.1213
EIRP(dBm)	20.89	20.78	20.84	20.89	20.74	20.83	20.98	20.93	20.94
EIRP(Watts)	0.1227	0.1197	0.1213	0.1227	0.1186	0.1211	0.1253	0.1239	0.1242

LTE Band 41 (G _T - L _C = 0.10dB) 64QAM			
Bandwidth	20M		
Channel	40140	40640	41140
	(Low)	(Mid)	(High)
Frequency	2545	2595	2645
(MHz)			
Conducted Power (dBm)	20.94	20.71	20.69
Conducted Power (Watts)	0.1242	0.1178	0.1172
EIRP(dBm)	21.04	20.81	20.79
EIRP(Watts)	0.1271	0.1205	0.1199



LTE Band 4

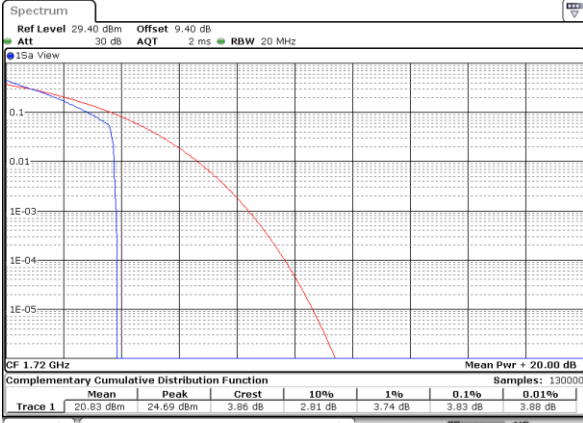
Peak-to-Average Ratio

Mode	LTE Band 4 / 20MHz				
Mod.	QPSK		16QAM		Limit: 13dB
RB Size	1RB	Full RB	1RB	Full RB	Result
Lowest CH	3.83	4.78	5.28	6.14	PASS
Middle CH	3.91	4.81	5.28	6.17	
Highest CH	3.88	4.67	5.62	5.97	
Mode	LTE Band 4 / 20MHz				
Mod.	64QAM				Limit: 13dB
RB Size	1RB	Full RB			Result
Lowest CH	7.13	6.72			PASS
Middle CH	6.78	6.84			
Highest CH	7.45	6.58			



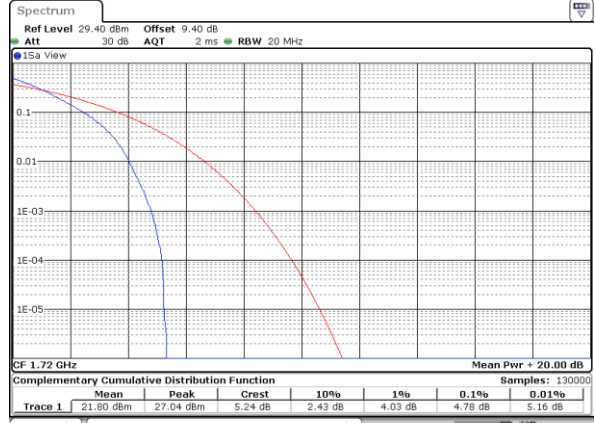
LTE Band 4 / 20MHz / QPSK

Lowest Channel / 1RB



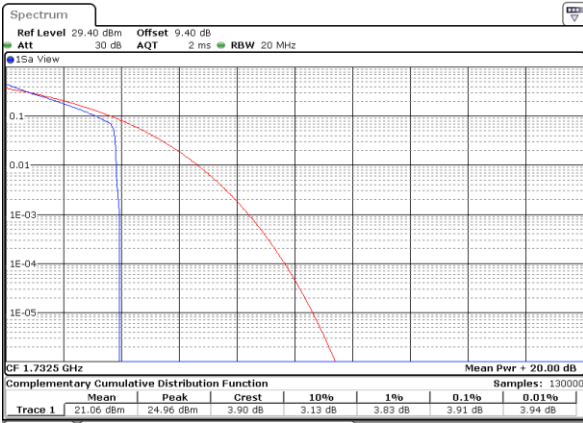
Date: 1 NOV 2019 18:34:21

Lowest Channel / Full RB



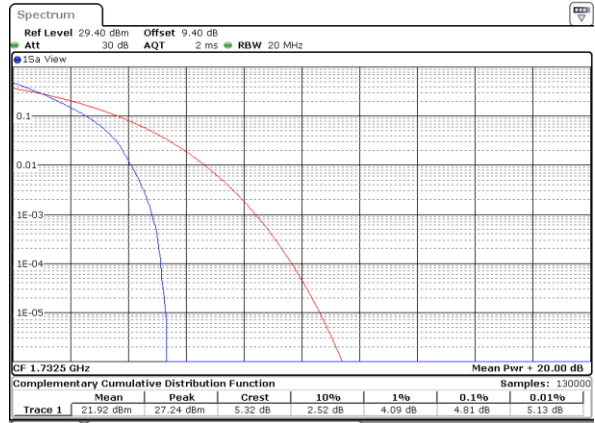
Date: 1 NOV 2019 18:34:31

Middle Channel / 1RB



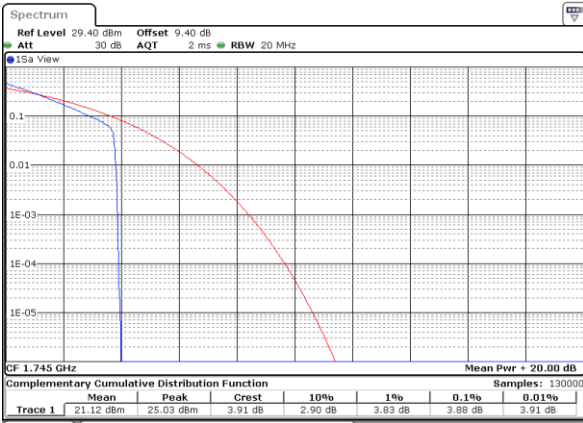
Date: 1 NOV 2019 18:34:49

Middle Channel / Full RB



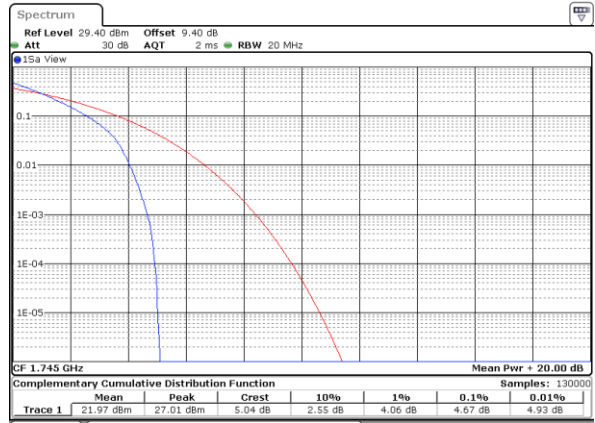
Date: 1 NOV 2019 18:34:40

Highest Channel / 1RB



Date: 1 NOV 2019 18:34:58

Highest Channel / Full RB

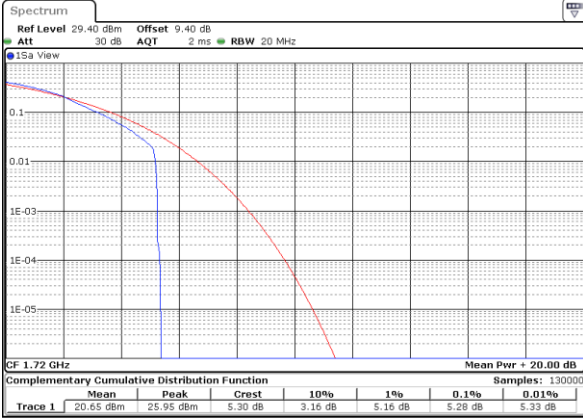


Date: 1 NOV 2019 18:35:07



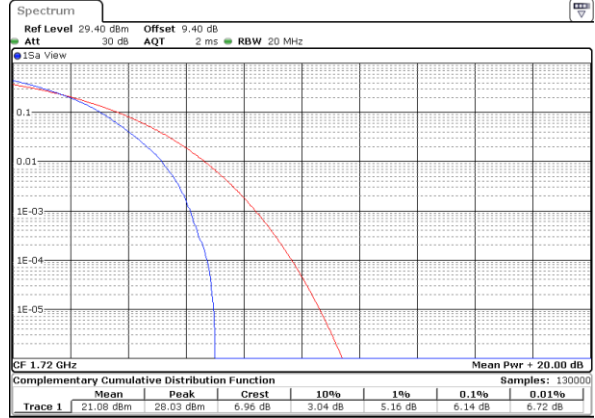
LTE Band 4 / 20MHz / 16QAM

Lowest Channel / 1RB



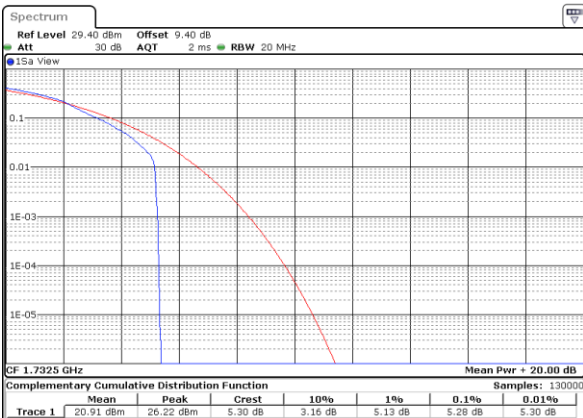
Date: 1 NOV 2019 18:33:27

Lowest Channel / Full RB



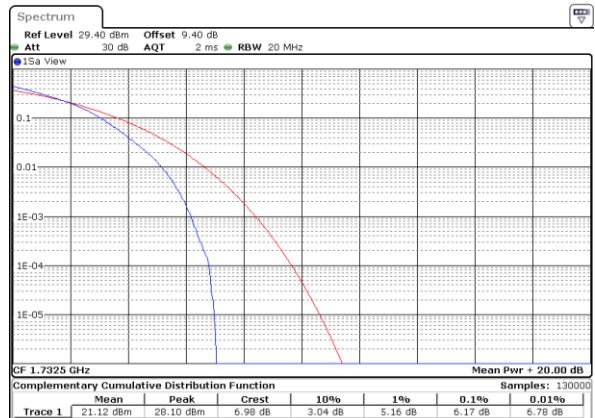
Date: 1 NOV 2019 18:33:36

Middle Channel / 1RB



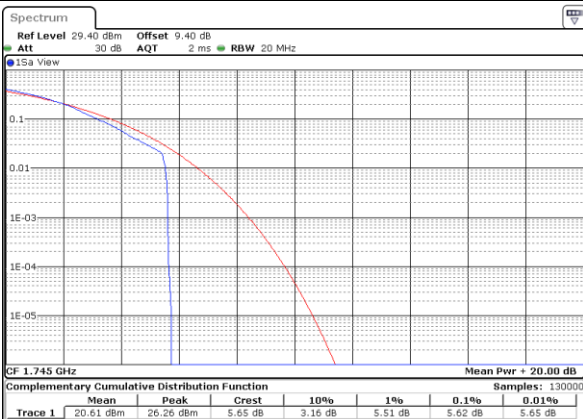
Date: 1 NOV 2019 18:33:45

Middle Channel / Full RB



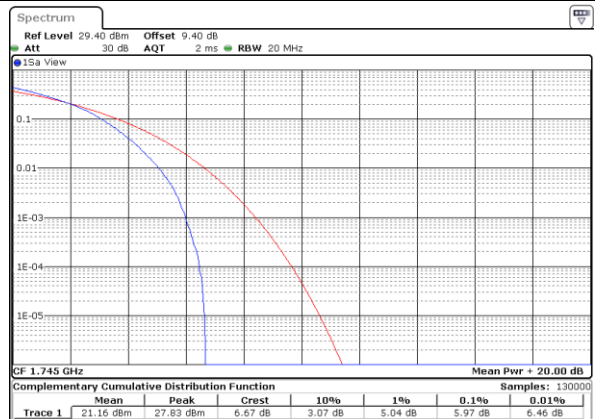
Date: 1 NOV 2019 18:33:54

Highest Channel / 1RB



Date: 1 NOV 2019 18:34:03

Highest Channel / Full RB

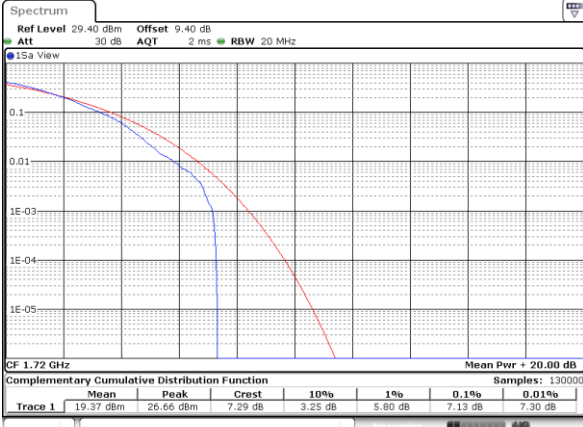


Date: 1 NOV 2019 18:34:13



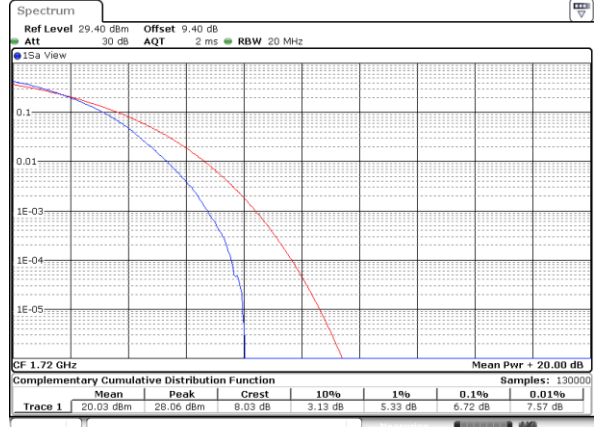
LTE Band 4 / 20MHz / 64QAM

Lowest Channel / 1RB



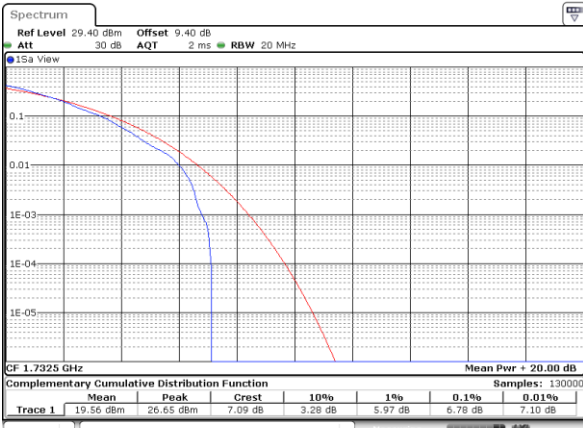
Date: 1 NOV 2019 18:32:35

Lowest Channel / Full RB



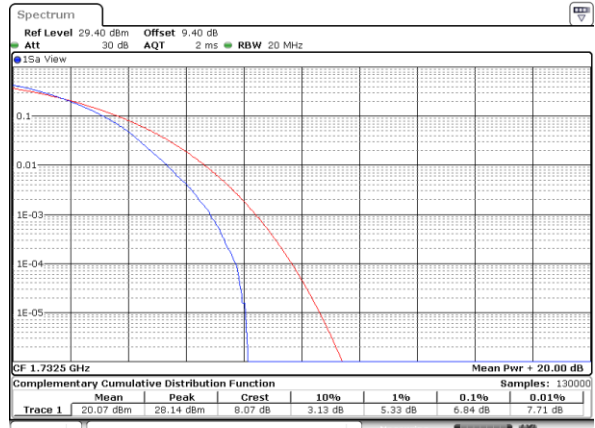
Date: 1 NOV 2019 18:32:44

Middle Channel / 1RB



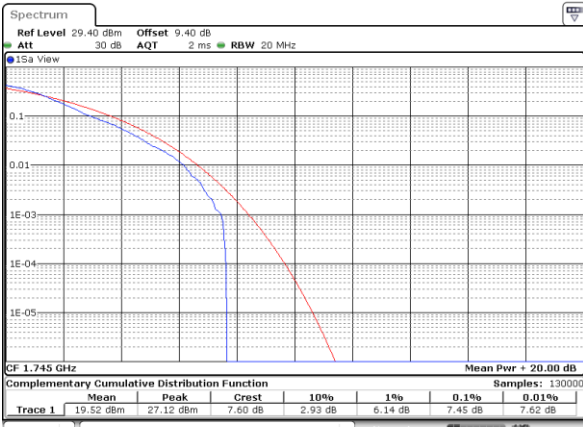
Date: 1 NOV 2019 18:32:52

Middle Channel / Full RB



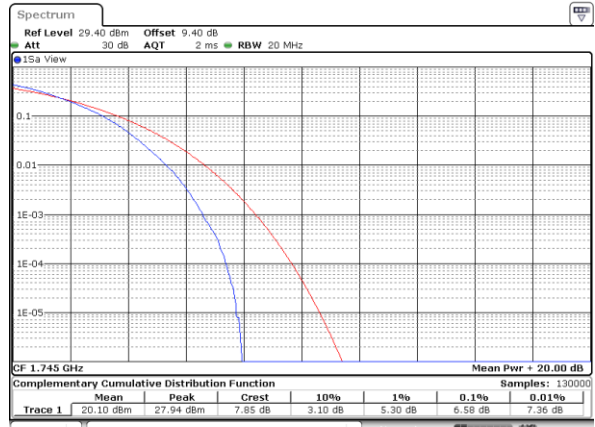
Date: 1 NOV 2019 18:33:01

Highest Channel / 1RB



Date: 1 NOV 2019 18:33:10

Highest Channel / Full RB



Date: 1 NOV 2019 18:33:19



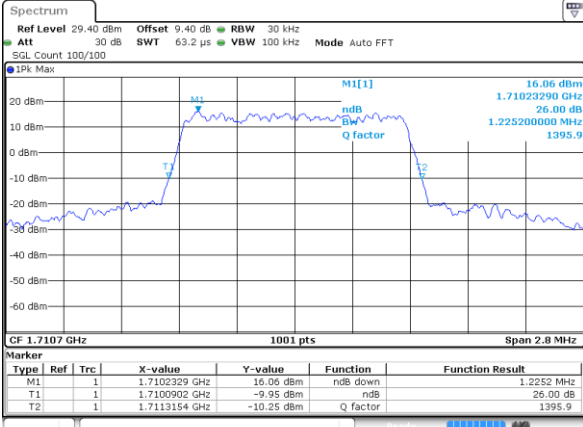
26dB Bandwidth

Mode	LTE Band 4 : 26dB BW(MHz)											
BW	1.4MHz		3MHz		5MHz		10MHz		15MHz		20MHz	
Mod.	QPSK	16QAM	QPSK	16QAM	QPSK	16QAM	QPSK	16QAM	QPSK	16QAM	QPSK	16QAM
Lowest CH	1.2252	1.228	3.0629	3.027	4.905	4.935	9.91	9.83	14.326	14.565	20.06	20.18
Middle CH	1.2336	1.2196	3.015	3.021	4.865	4.915	9.75	9.71	14.535	14.296	20.18	20.06
Highest CH	1.2224	1.2056	3.033	3.009	4.955	4.915	9.69	9.91	14.266	14.416	20.26	20.14
Mode	LTE Band 4 : 26dB BW(MHz)											
BW	1.4MHz		3MHz		5MHz		10MHz		15MHz		20MHz	
Mod.	64QAM		64QAM		64QAM		64QAM		64QAM		64QAM	
Lowest CH	1.2308		2.979		4.945		9.99		14.326		20.26	
Middle CH	1.228		2.9491		4.835		9.65		14.296		20.18	
Highest CH	1.2392		2.991		4.865		9.85		14.745		20.02	



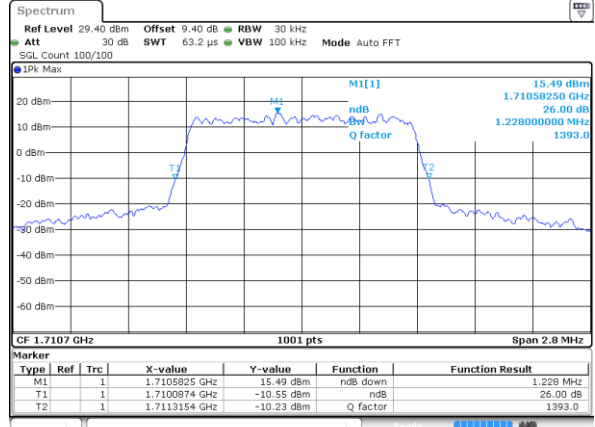
LTE Band 4

Lowest Channel / 1.4MHz / QPSK



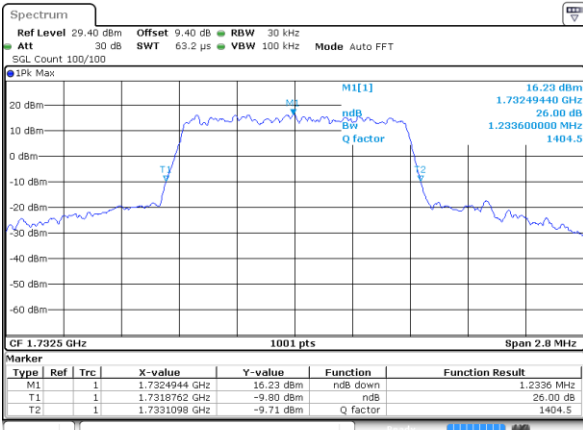
Date: 1 NOV 2019 15:39:49

Lowest Channel / 1.4MHz / 16QAM



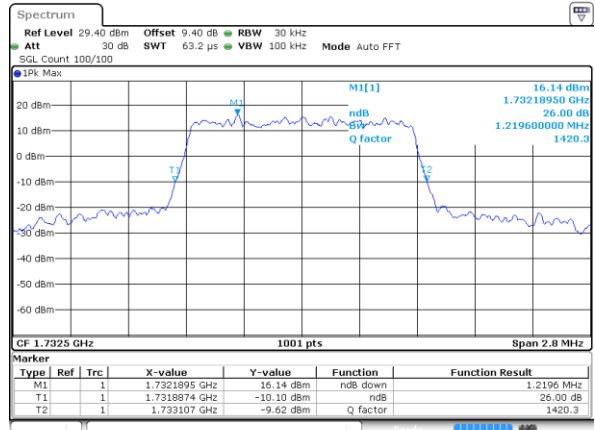
Date: 1 NOV 2019 15:39:59

Middle Channel / 1.4MHz / QPSK



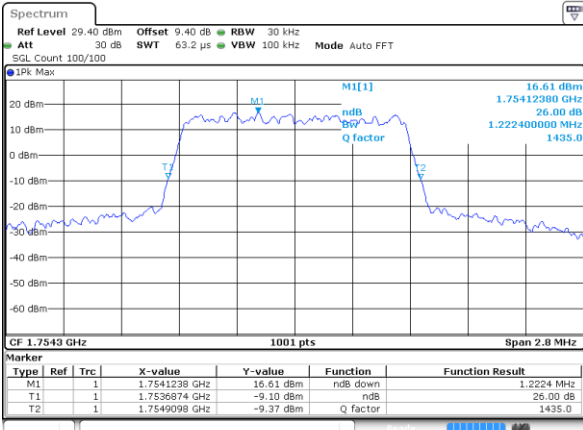
Date: 1 NOV 2019 15:46:48

Middle Channel / 1.4MHz / 16QAM



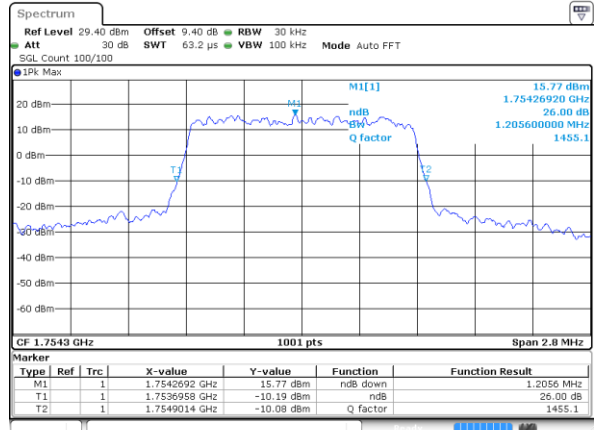
Date: 1 NOV 2019 15:46:58

Highest Channel / 1.4MHz / QPSK



Date: 1 NOV 2019 15:49:17

Highest Channel / 1.4MHz / 16QAM

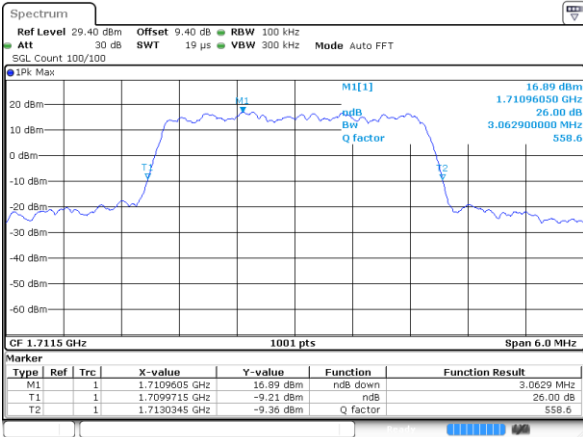


Date: 1 NOV 2019 15:49:28



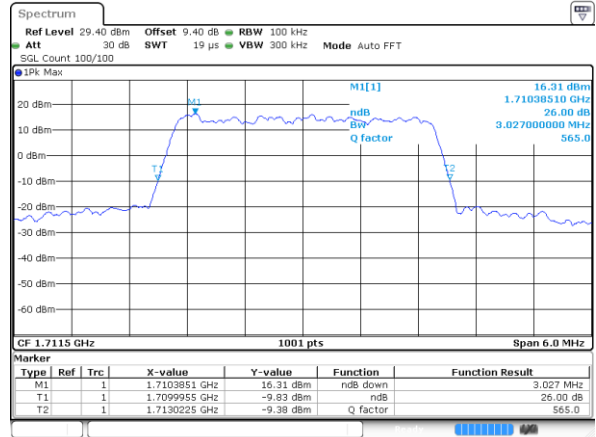
LTE Band 4

Lowest Channel / 3MHz / QPSK



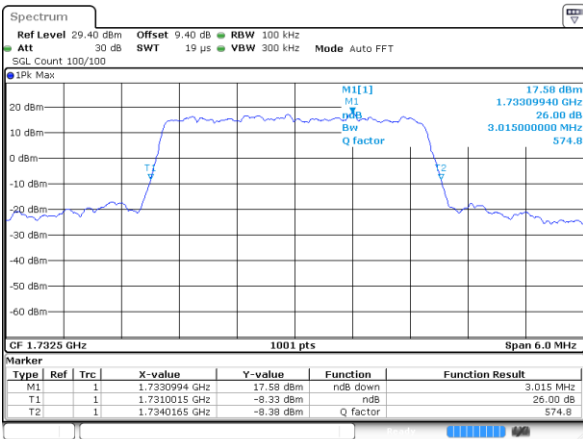
Date: 1 NOV 2019 15:56:15

Lowest Channel / 3MHz / 16QAM



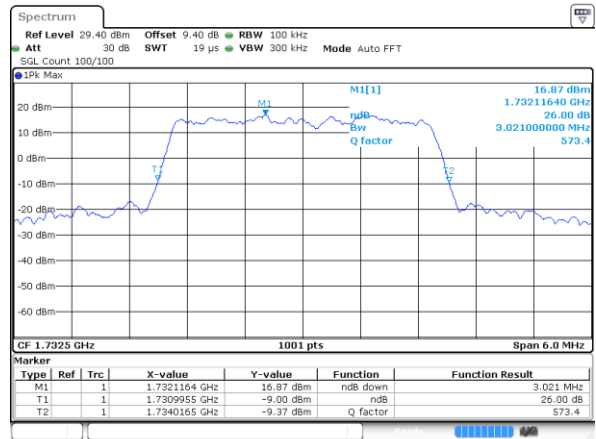
Date: 1 NOV 2019 15:56:25

Middle Channel / 3MHz / QPSK



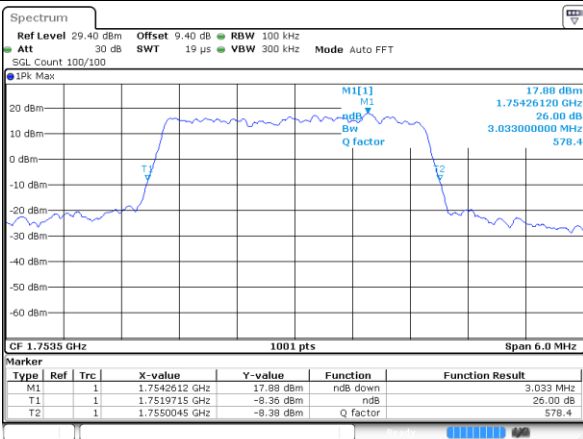
Date: 1 NOV 2019 16:03:13

Middle Channel / 3MHz / 16QAM



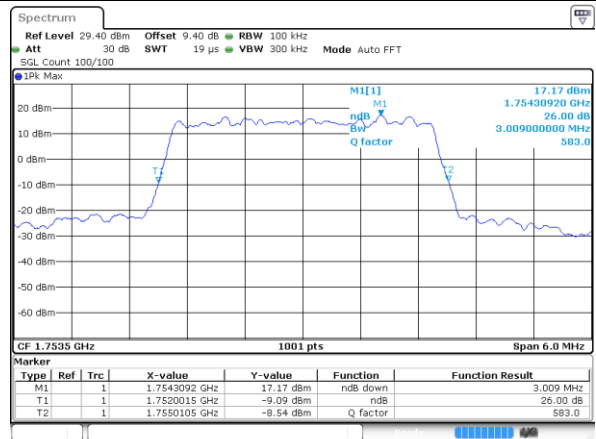
Date: 1 NOV 2019 16:03:23

Highest Channel / 3MHz / QPSK



Date: 1 NOV 2019 16:05:43

Highest Channel / 3MHz / 16QAM

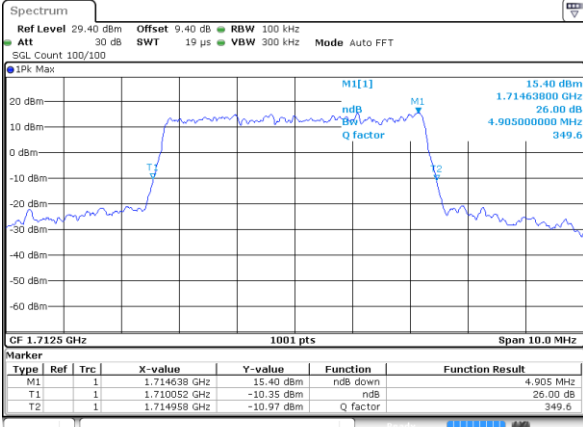


Date: 1 NOV 2019 16:05:54



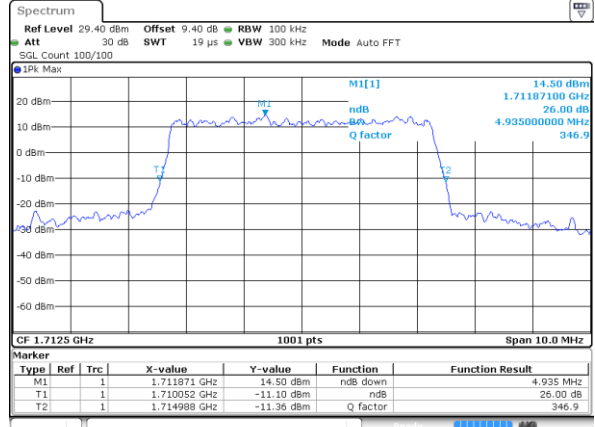
LTE Band 4

Lowest Channel / 5MHz / QPSK



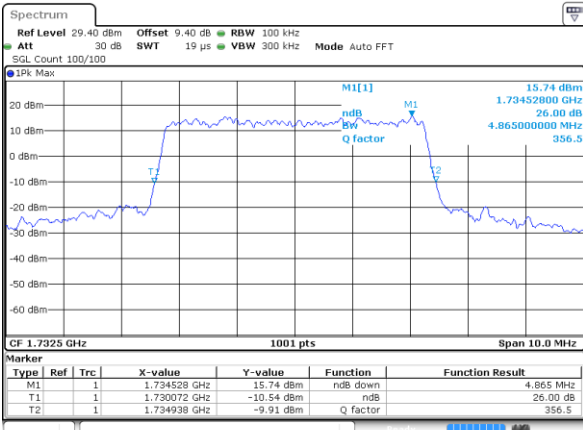
Date: 1 NOV 2019 16:12:42

Lowest Channel / 5MHz / 16QAM



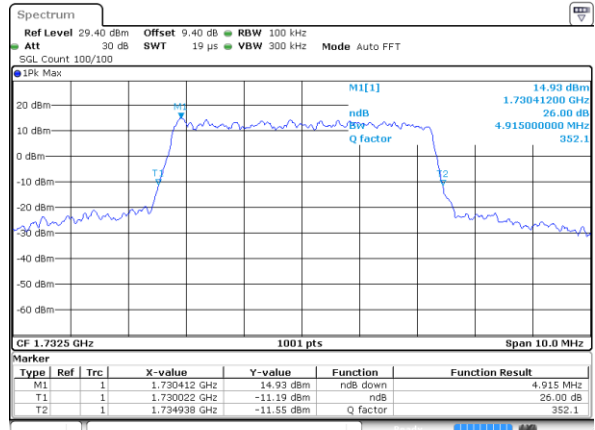
Date: 1 NOV 2019 16:12:52

Middle Channel / 5MHz / QPSK



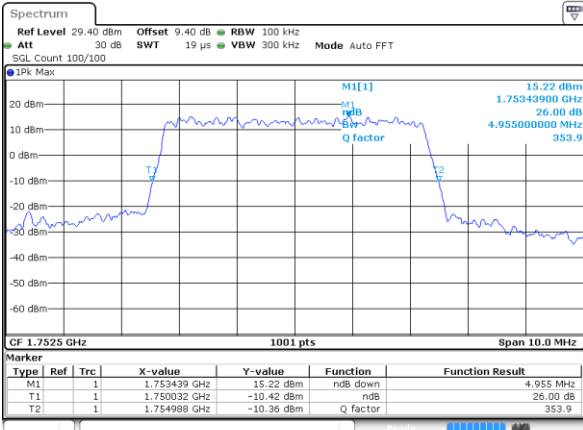
Date: 1 NOV 2019 16:19:41

Middle Channel / 5MHz / 16QAM



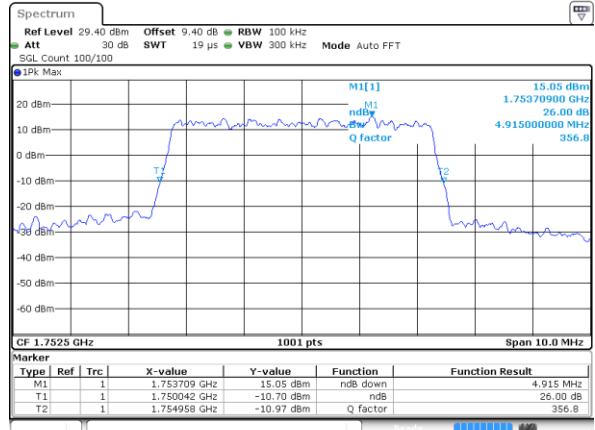
Date: 1 NOV 2019 16:19:51

Highest Channel / 5MHz / QPSK



Date: 1 NOV 2019 16:22:09

Highest Channel / 5MHz / 16QAM

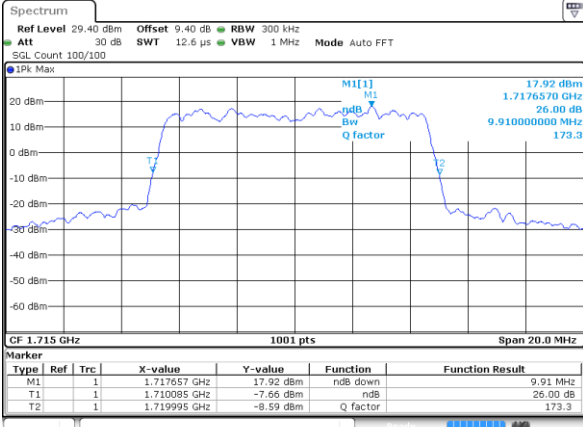


Date: 1 NOV 2019 16:22:19



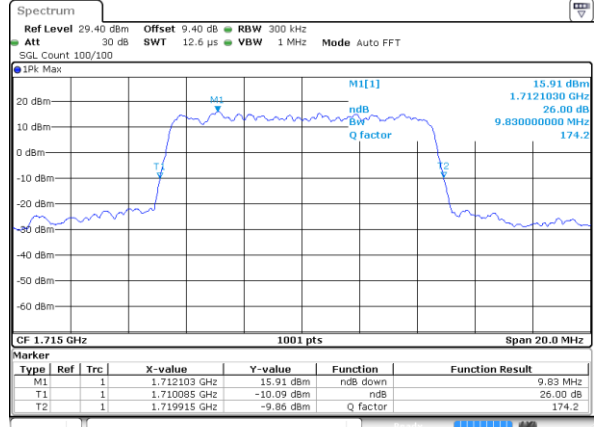
LTE Band 4

Lowest Channel / 10MHz / QPSK



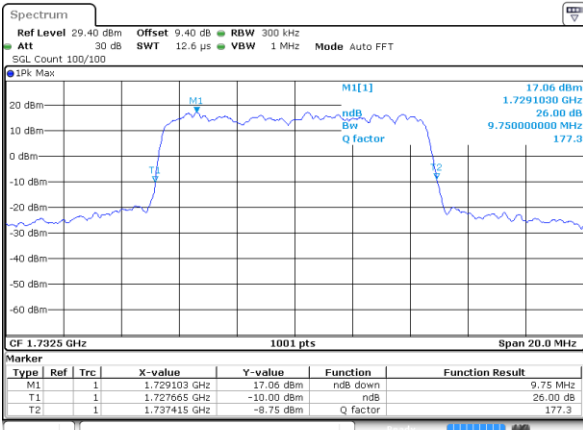
Date: 1 NOV 2019 16:29:08

Lowest Channel / 10MHz / 16QAM



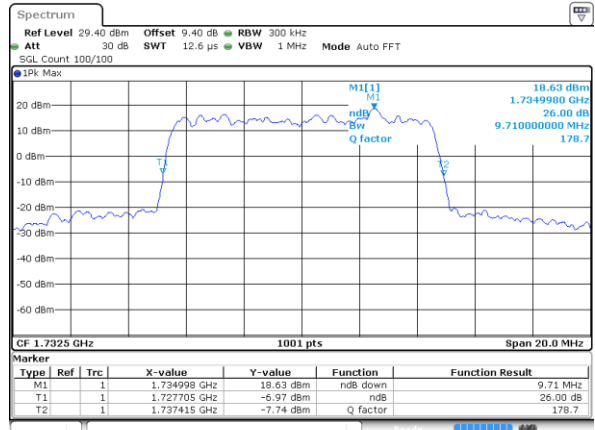
Date: 1 NOV 2019 16:29:18

Middle Channel / 10MHz / QPSK



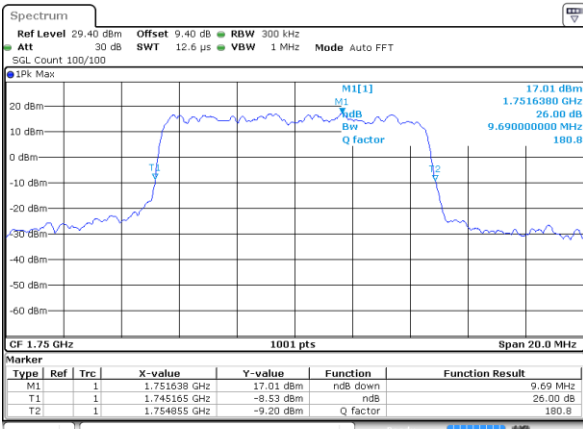
Date: 1 NOV 2019 16:36:06

Middle Channel / 10MHz / 16QAM



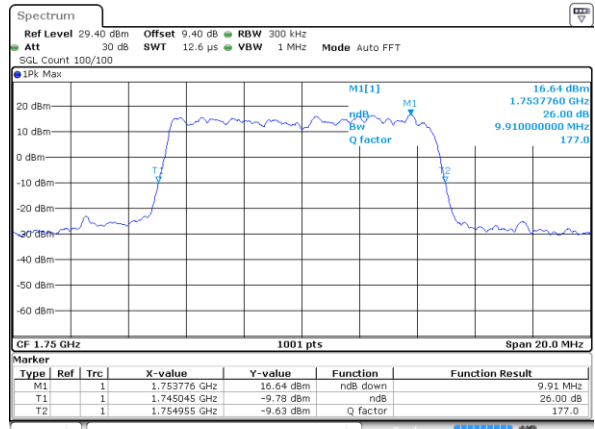
Date: 1 NOV 2019 16:36:16

Highest Channel / 10MHz / QPSK



Date: 1 NOV 2019 16:38:35

Highest Channel / 10MHz / 16QAM

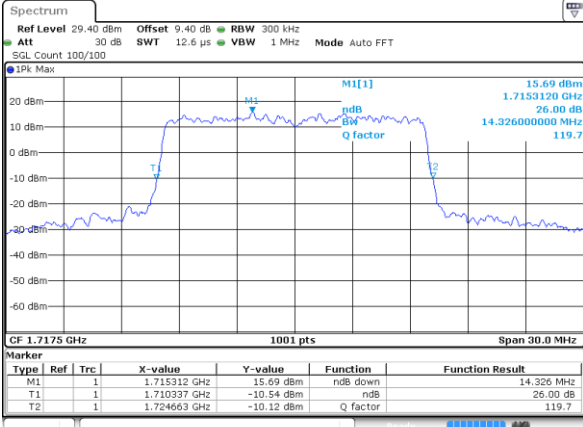


Date: 1 NOV 2019 16:38:45



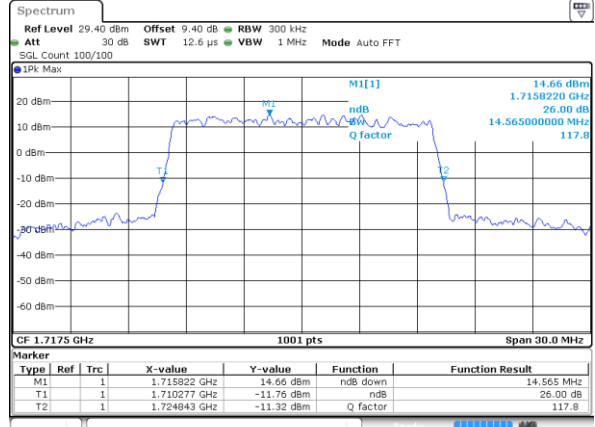
LTE Band 4

Lowest Channel / 15MHz / QPSK



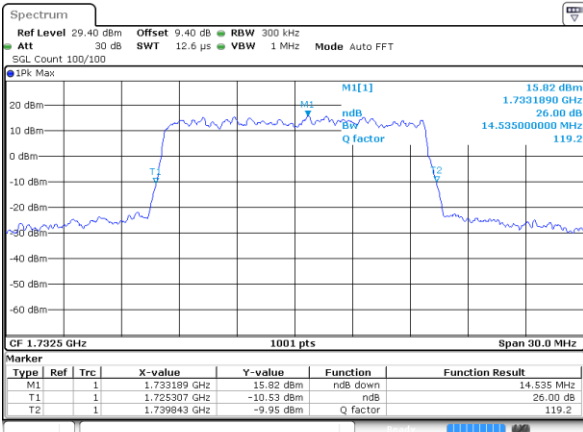
Date: 1 NOV 2019 16:45:33

Lowest Channel / 15MHz / 16QAM



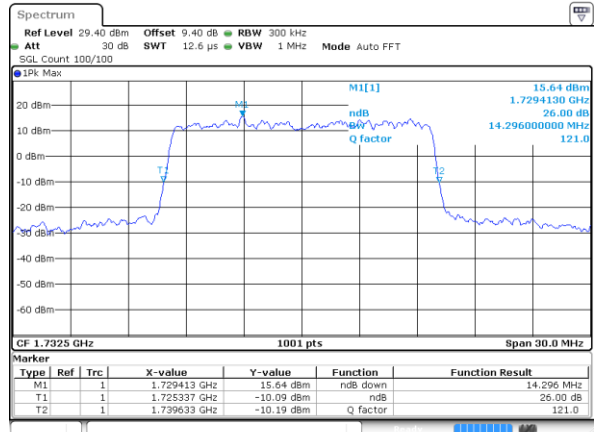
Date: 1 NOV 2019 16:45:43

Middle Channel / 15MHz / QPSK



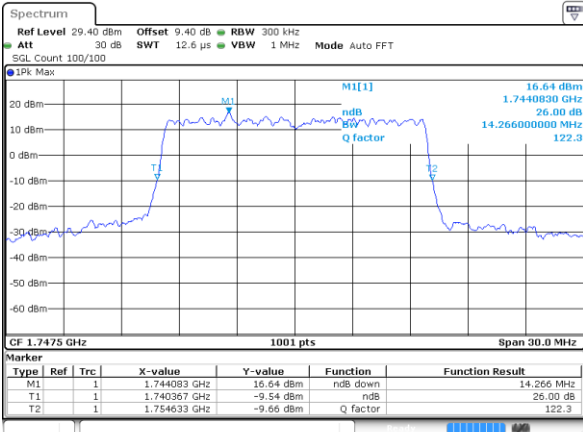
Date: 1 NOV 2019 16:52:32

Middle Channel / 15MHz / 16QAM



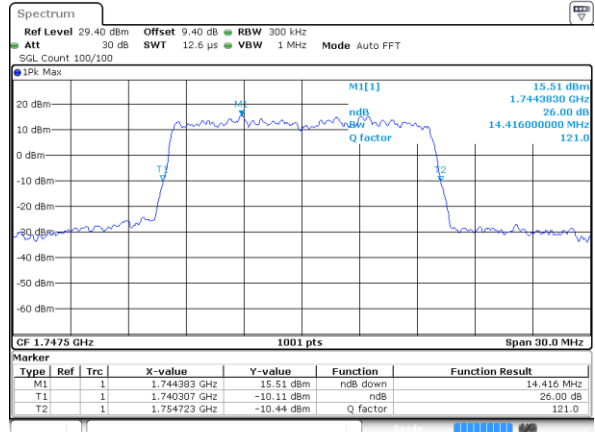
Date: 1 NOV 2019 16:52:42

Highest Channel / 15MHz / QPSK



Date: 1 NOV 2019 16:55:01

Highest Channel / 15MHz / 16QAM

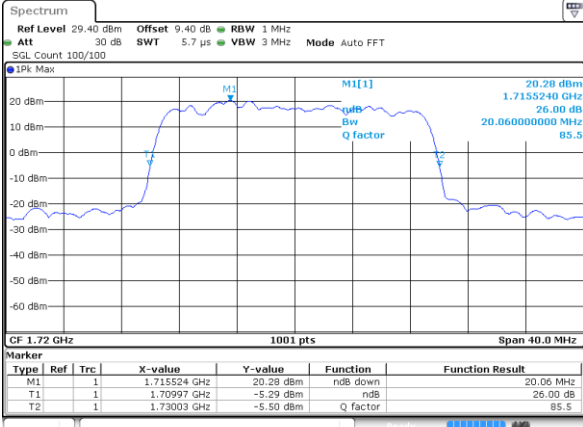


Date: 1 NOV 2019 16:55:11



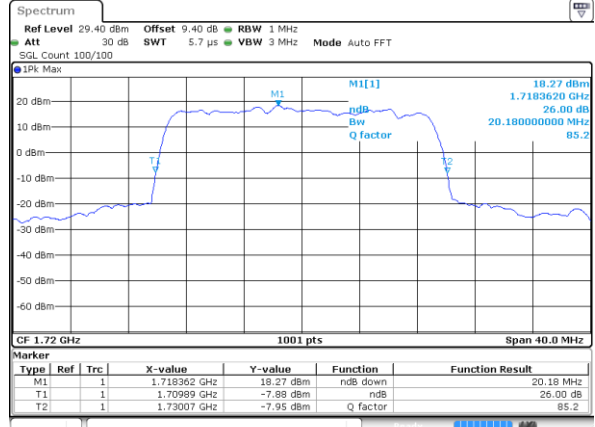
LTE Band 4

Lowest Channel / 20MHz / QPSK



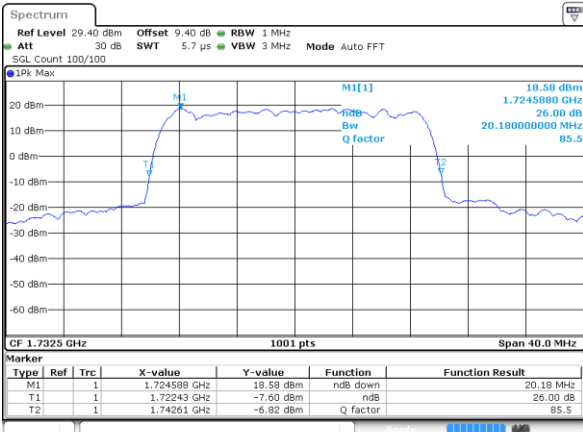
Date: 1 NOV 2019 17:18:59

Lowest Channel / 20MHz / 16QAM



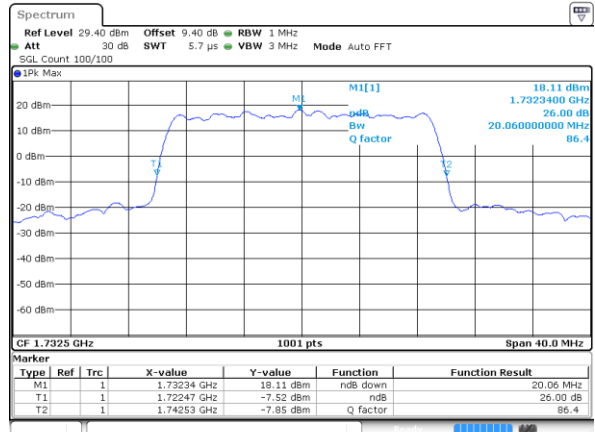
Date: 1 NOV 2019 17:19:09

Middle Channel / 20MHz / QPSK



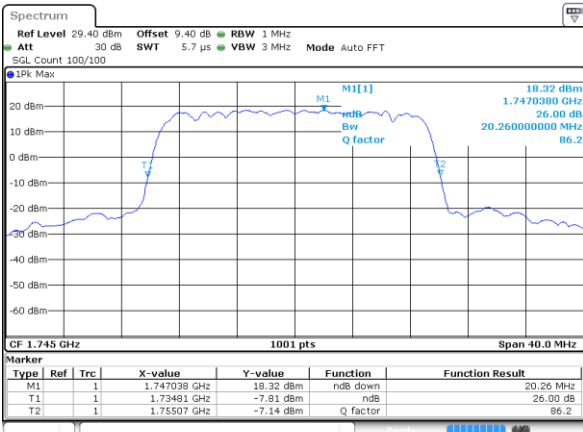
Date: 1 NOV 2019 17:25:58

Middle Channel / 20MHz / 16QAM



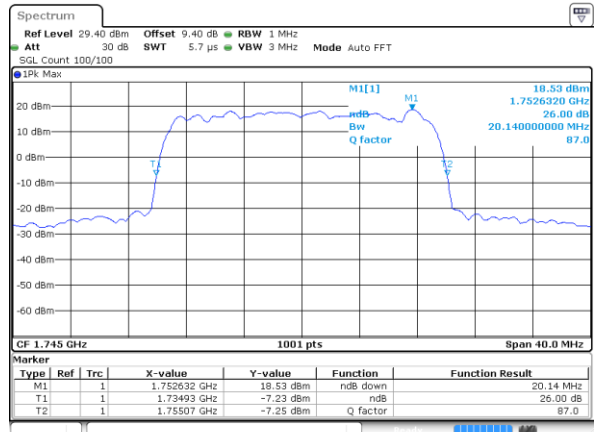
Date: 1 NOV 2019 17:26:08

Highest Channel / 20MHz / QPSK



Date: 1 NOV 2019 17:28:26

Highest Channel / 20MHz / 16QAM

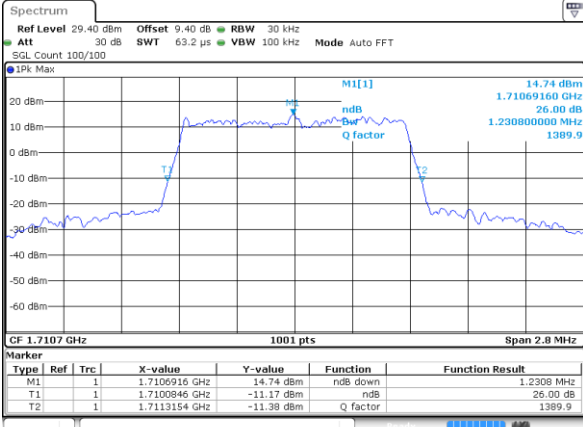


Date: 1 NOV 2019 17:28:36



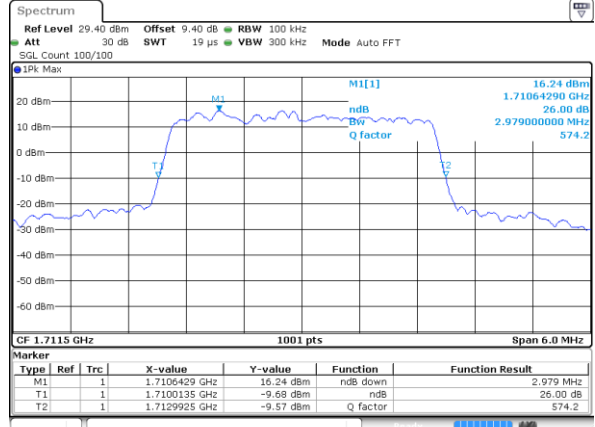
LTE Band 4

Lowest Channel / 1.4MHz / 64QAM



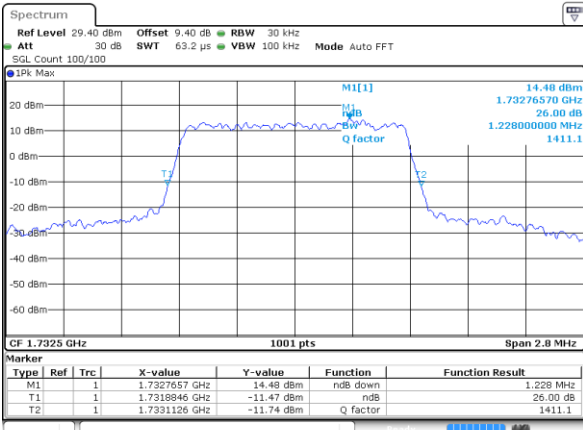
Date: 1 NOV 2019 17:35:15

Lowest Channel / 3MHz / 64QAM



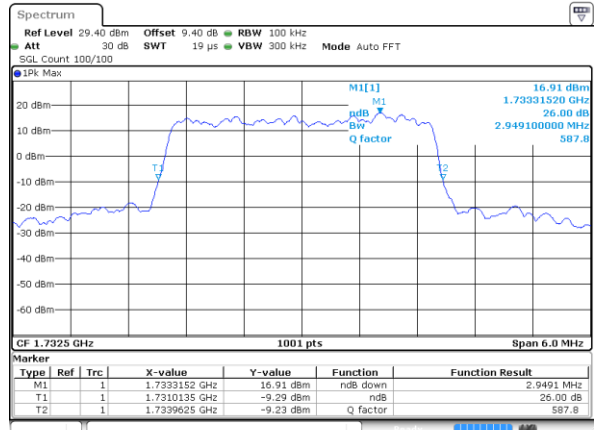
Date: 1 NOV 2019 17:43:29

Middle Channel / 1.4MHz / 64QAM



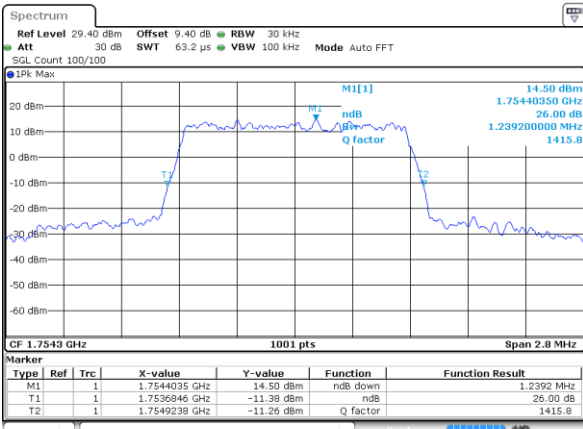
Date: 1 NOV 2019 17:38:44

Middle Channel / 3MHz / 64QAM



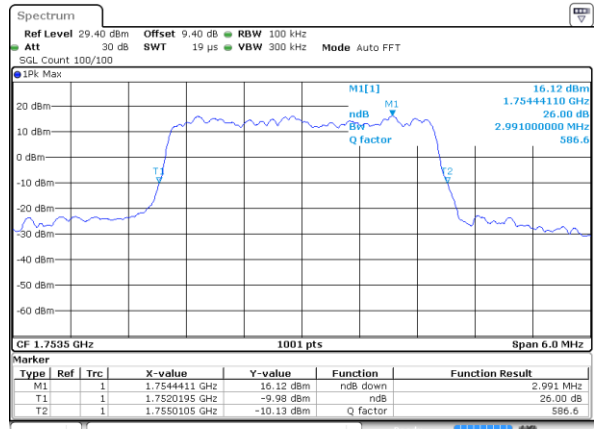
Date: 1 NOV 2019 17:46:58

Highest Channel / 1.4MHz / 64QAM



Date: 1 NOV 2019 17:40:00

Highest Channel / 3MHz / 64QAM

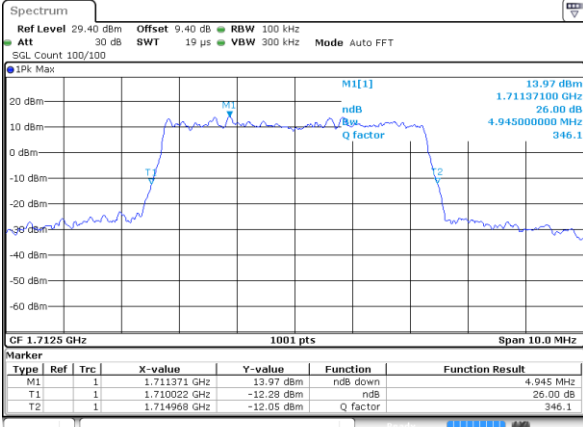


Date: 1 NOV 2019 17:48:12



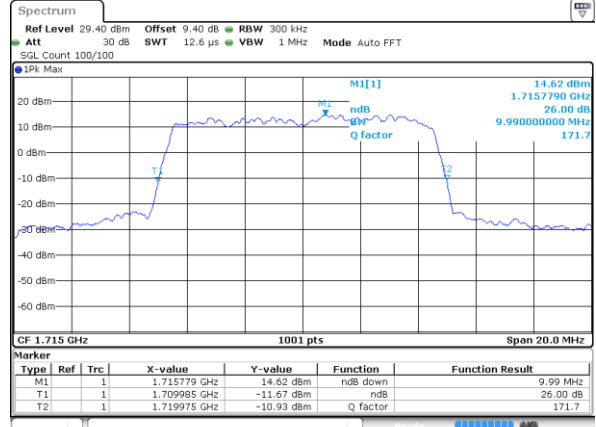
LTE Band 4

Lowest Channel / 5MHz / 64QAM



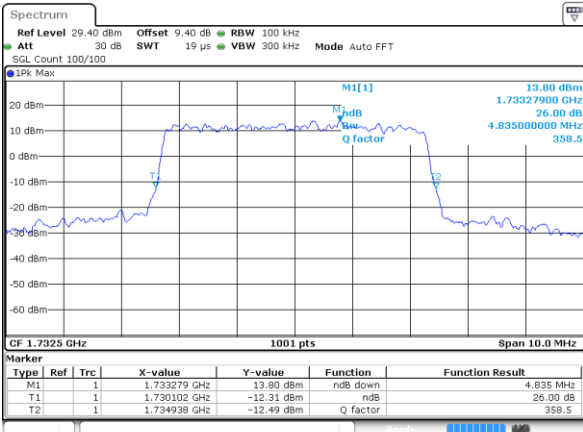
Date: 1 NOV 2019 17:51:41

Lowest Channel / 10MHz / 64QAM



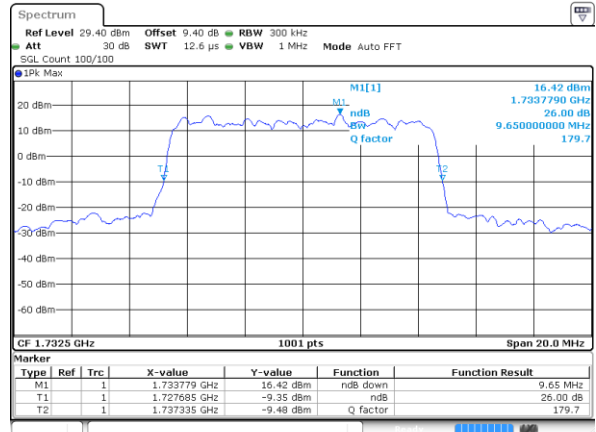
Date: 1 NOV 2019 17:59:55

Middle Channel / 5MHz / 64QAM



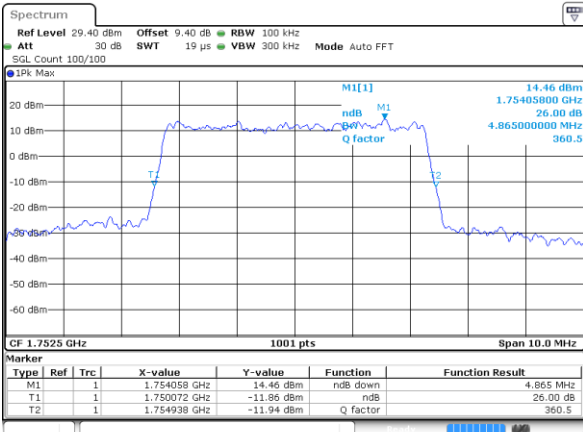
Date: 1 NOV 2019 17:55:12

Middle Channel / 10MHz / 64QAM



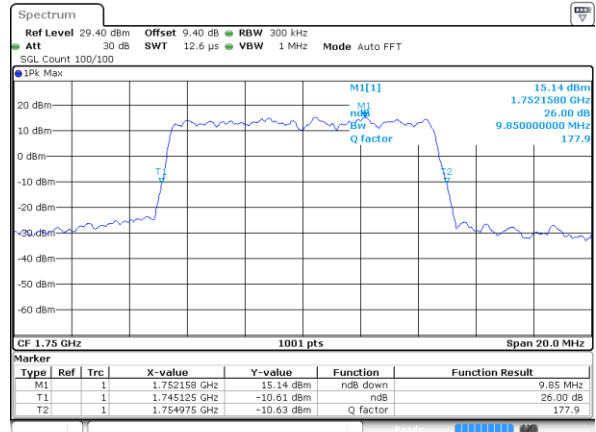
Date: 1 NOV 2019 18:03:25

Highest Channel / 5MHz / 64QAM



Date: 1 NOV 2019 17:56:26

Highest Channel / 10MHz / 64QAM

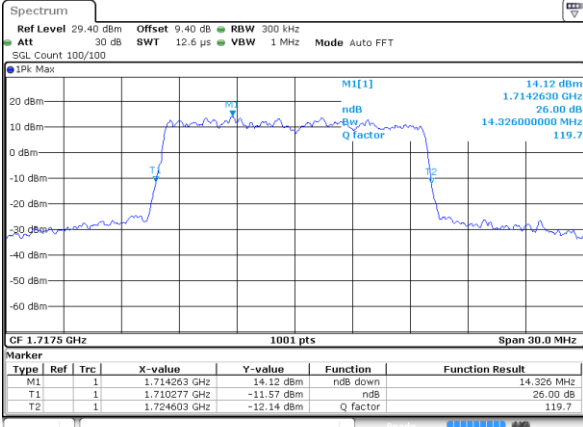


Date: 1 NOV 2019 18:04:39



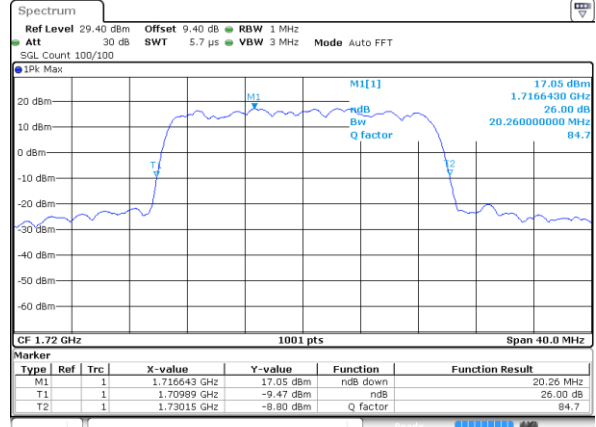
LTE Band 4

Lowest Channel / 15MHz / 64QAM



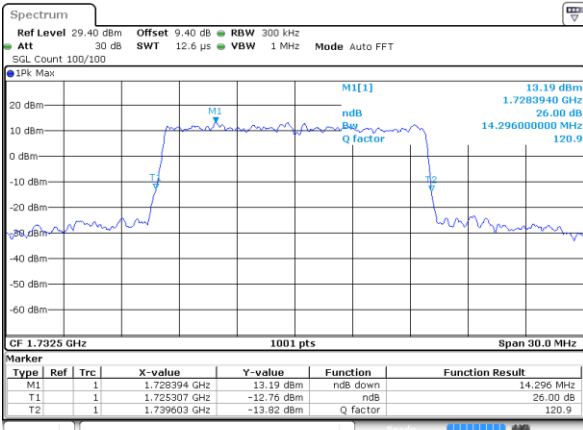
Date: 1 NOV 2019 18:08:08

Lowest Channel / 20MHz / 64QAM



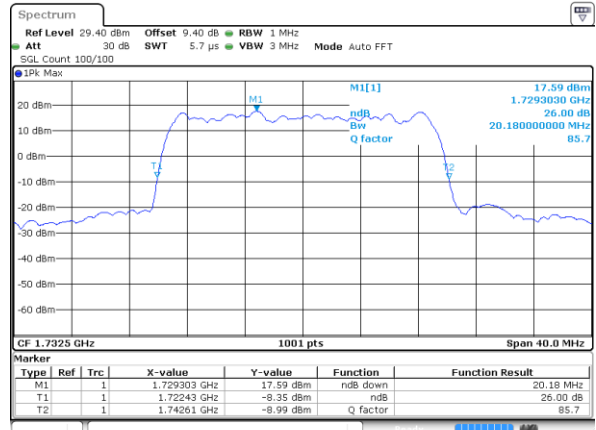
Date: 1 NOV 2019 18:16:21

Middle Channel / 15MHz / 64QAM



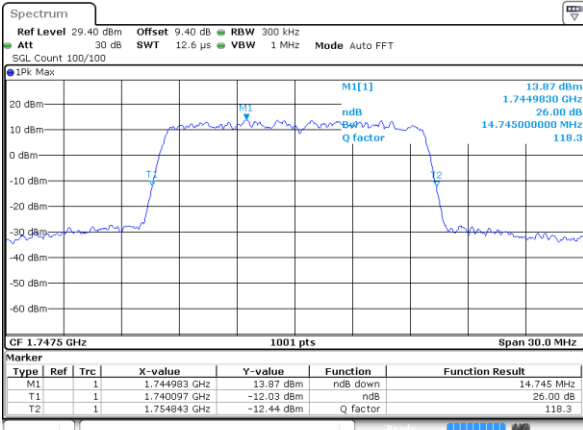
Date: 1 NOV 2019 18:11:37

Middle Channel / 20MHz / 64QAM



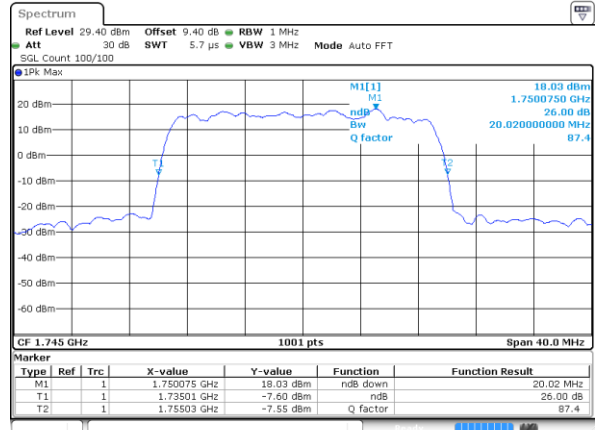
Date: 1 NOV 2019 18:19:50

Highest Channel / 15MHz / 64QAM



Date: 1 NOV 2019 18:12:52

Highest Channel / 20MHz / 64QAM



Date: 1 NOV 2019 18:21:05



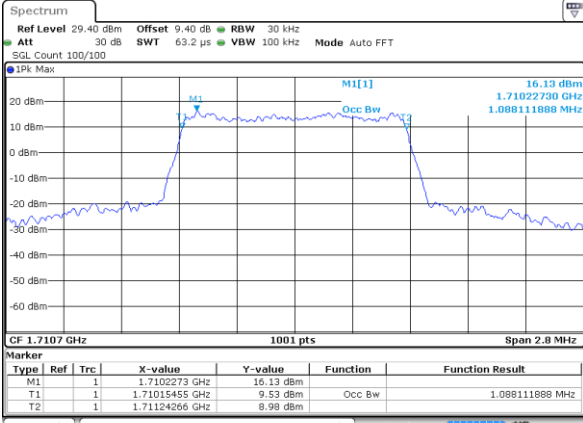
Occupied Bandwidth

Mode	LTE Band 4 : 99%OBW(MHz)											
BW	1.4MHz		3MHz		5MHz		10MHz		15MHz		20MHz	
Mod.	QPSK	16QAM	QPSK	16QAM	QPSK	16QAM	QPSK	16QAM	QPSK	16QAM	QPSK	16QAM
Lowest CH	1.09	1.09	2.72	2.72	4.49	4.50	9.01	8.99	13.40	13.43	18.26	18.42
Middle CH	1.09	1.09	2.71	2.71	4.48	4.50	9.01	9.05	13.46	13.46	18.42	18.18
Highest CH	1.09	1.09	2.71	2.71	4.49	4.49	9.05	9.01	13.37	13.40	18.38	18.42
Mode	LTE Band 4 : 99%OBW(MHz)											
BW	1.4MHz		3MHz		5MHz		10MHz		15MHz		20MHz	
Mod.	64QAM		64QAM		64QAM		64QAM		64QAM		64QAM	
Lowest CH	1.09		2.72		4.49		9.03		13.43		18.54	
Middle CH	1.09		2.73		4.51		9.07		13.46		18.38	
Highest CH	1.09		2.72		4.51		8.97		13.40		18.26	



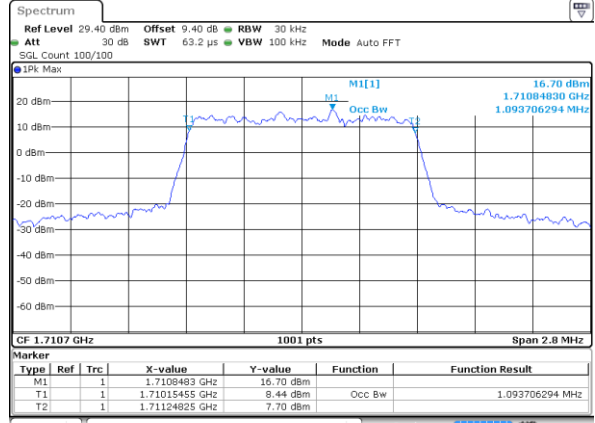
LTE Band 4

Lowest Channel / 1.4MHz / QPSK



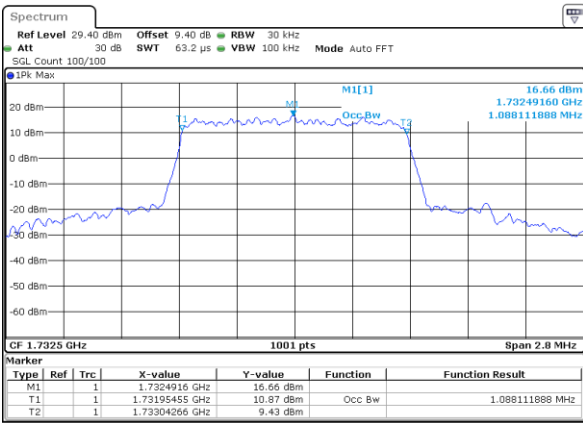
Date: 1 NOV 2019 15:39:29

Lowest Channel / 1.4MHz / 16QAM



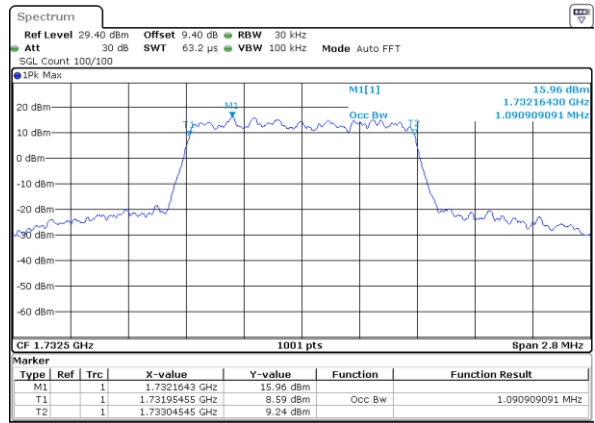
Date: 1 NOV 2019 15:39:39

Middle Channel / 1.4MHz / QPSK



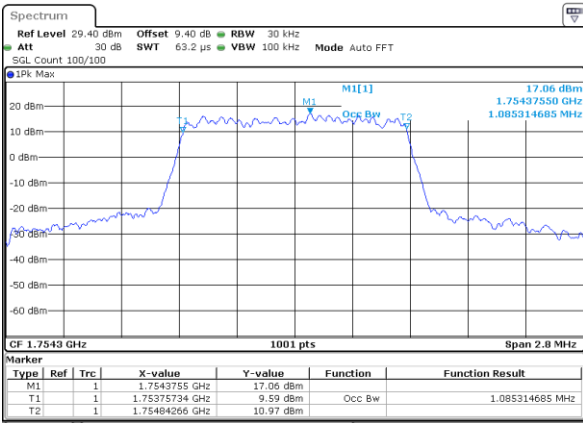
Date: 1 NOV 2019 15:46:28

Middle Channel / 1.4MHz / 16QAM



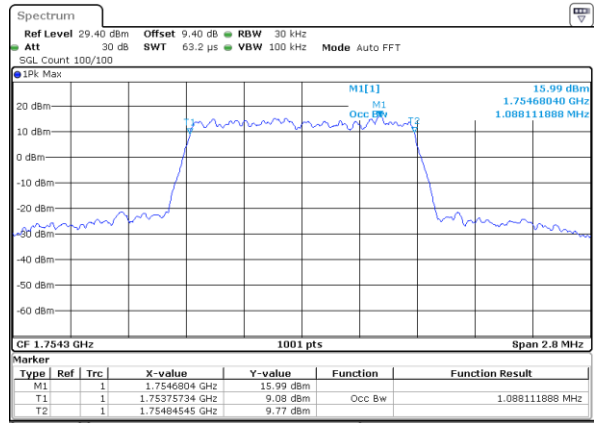
Date: 1 NOV 2019 15:46:38

Highest Channel / 1.4MHz / QPSK



Date: 1 NOV 2019 15:48:57

Highest Channel / 1.4MHz / 16QAM

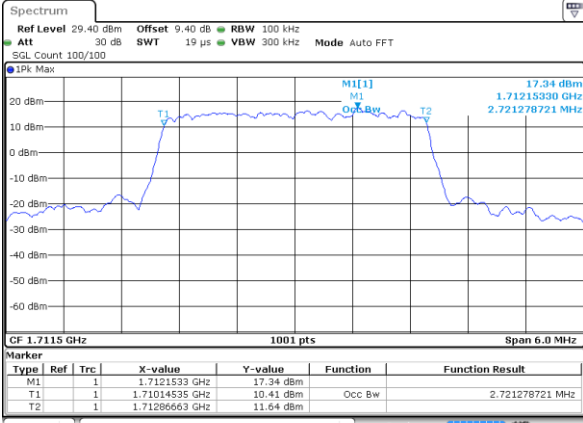


Date: 1 NOV 2019 15:49:07



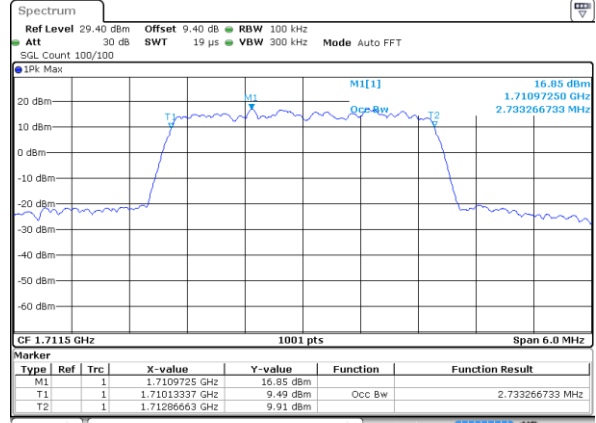
LTE Band 4

Lowest Channel / 3MHz / QPSK



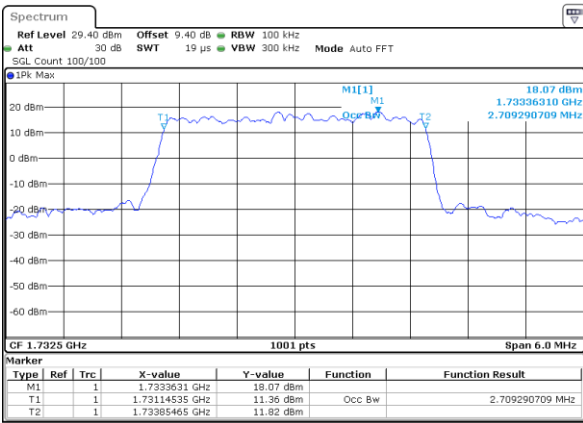
Date: 1 NOV 2019 15:55:55

Lowest Channel / 3MHz / 16QAM



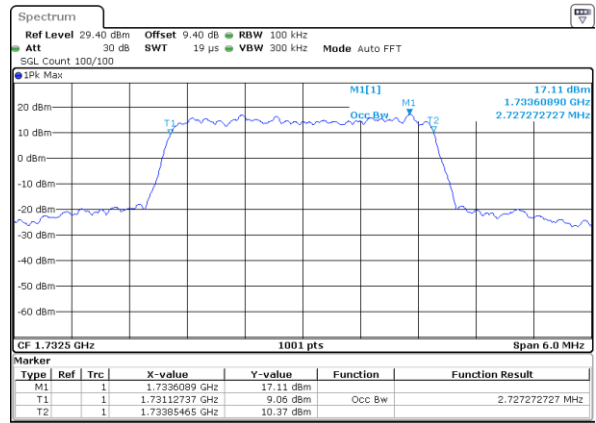
Date: 1 NOV 2019 15:56:05

Middle Channel / 3MHz / QPSK



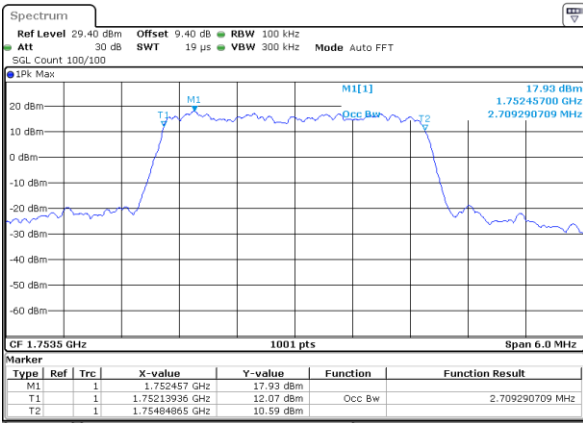
Date: 1 NOV 2019 16:02:53

Middle Channel / 3MHz / 16QAM



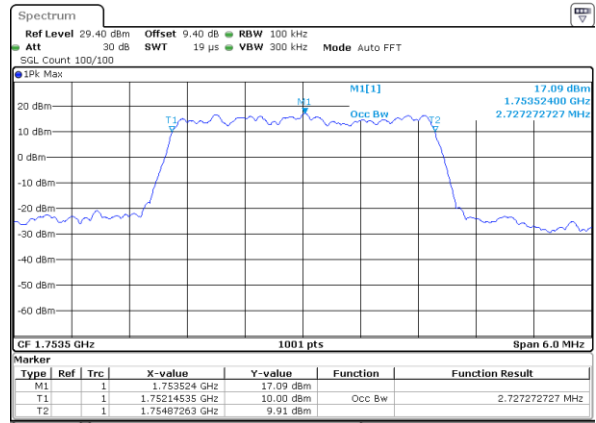
Date: 1 NOV 2019 16:03:03

Highest Channel / 3MHz / QPSK



Date: 1 NOV 2019 16:05:22

Highest Channel / 3MHz / 16QAM

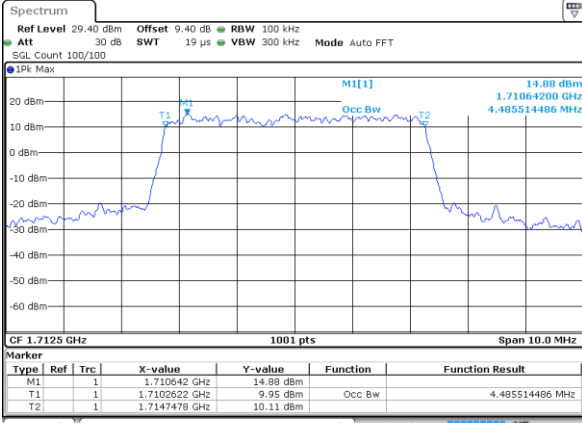


Date: 1 NOV 2019 16:05:32



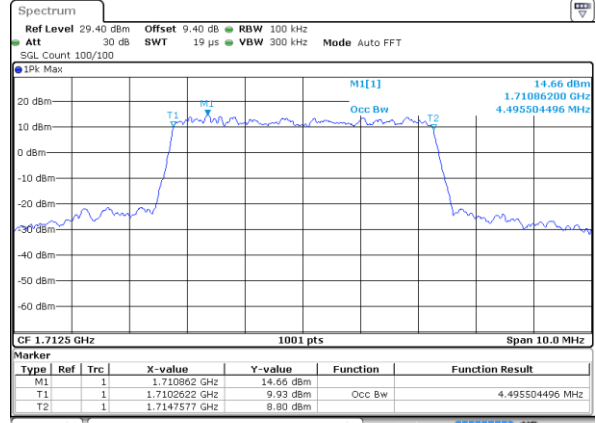
LTE Band 4

Lowest Channel / 5MHz / QPSK



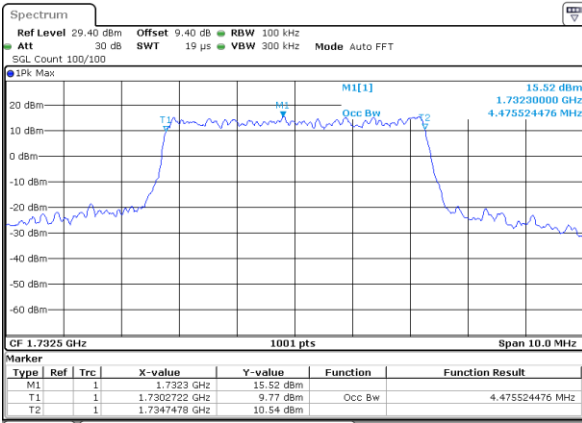
Date: 1 NOV 2019 16:12:22

Lowest Channel / 5MHz / 16QAM



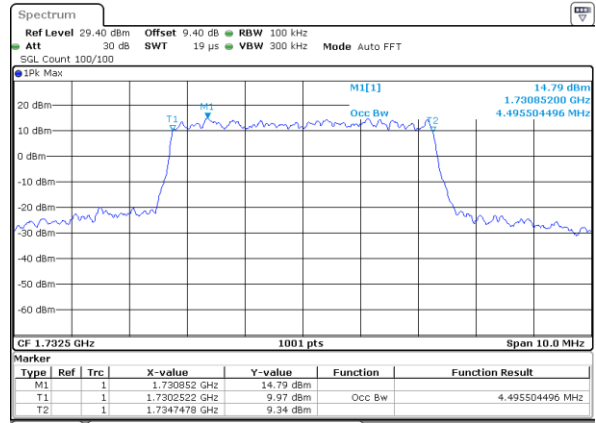
Date: 1 NOV 2019 16:12:32

Middle Channel / 5MHz / QPSK



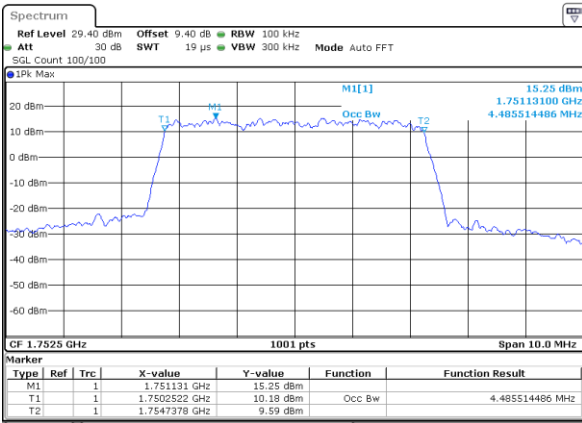
Date: 1 NOV 2019 16:19:20

Middle Channel / 5MHz / 16QAM



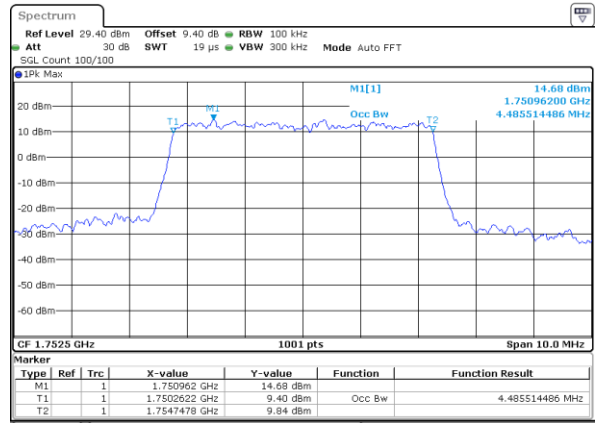
Date: 1 NOV 2019 16:19:31

Highest Channel / 5MHz / QPSK



Date: 1 NOV 2019 16:21:50

Highest Channel / 5MHz / 16QAM

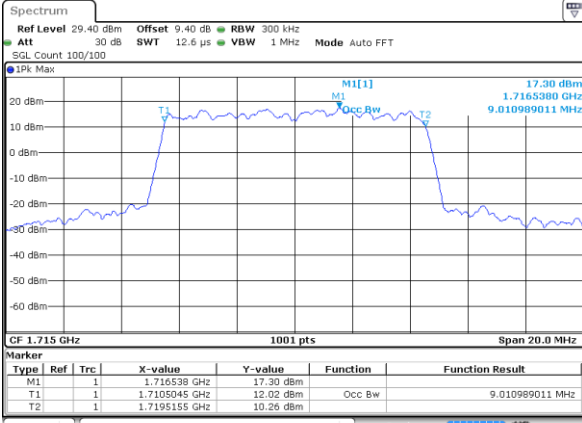


Date: 1 NOV 2019 16:21:59



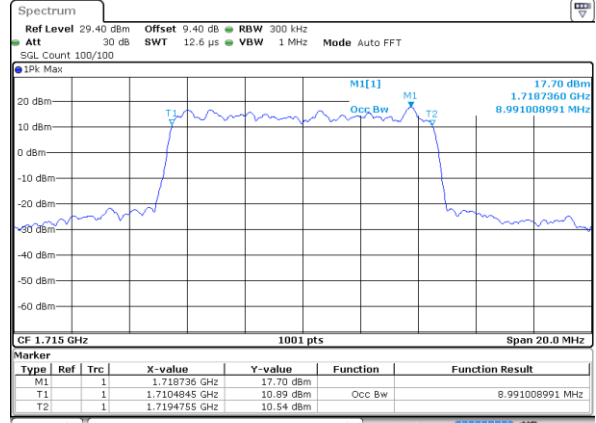
LTE Band 4

Lowest Channel / 10MHz / QPSK



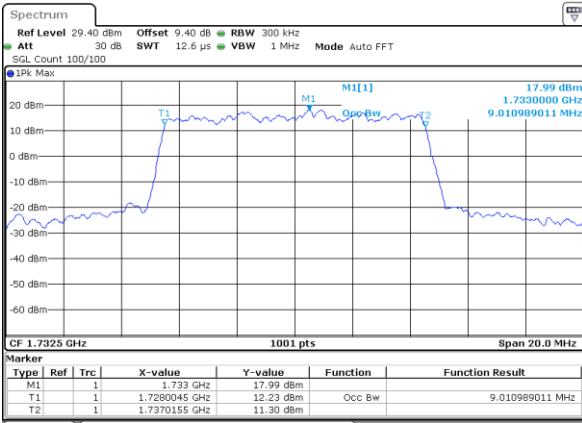
Date: 1 NOV 2019 16:28:48

Lowest Channel / 10MHz / 16QAM



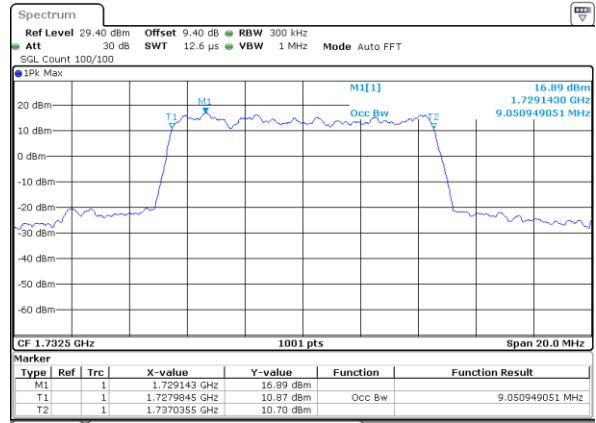
Date: 1 NOV 2019 16:28:58

Middle Channel / 10MHz / QPSK



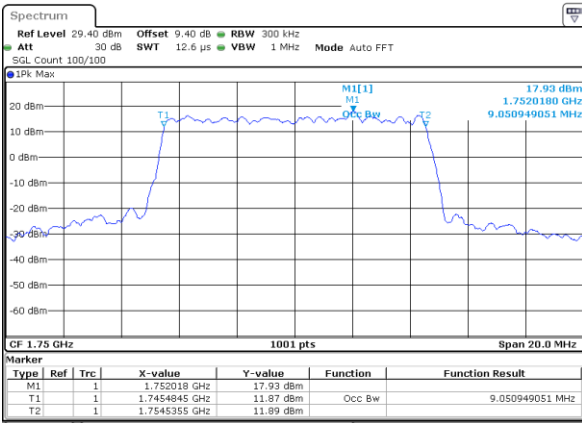
Date: 1 NOV 2019 16:35:46

Middle Channel / 10MHz / 16QAM



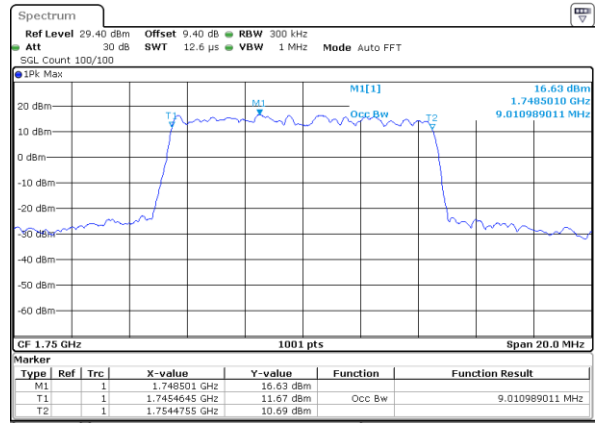
Date: 1 NOV 2019 16:35:56

Highest Channel / 10MHz / QPSK



Date: 1 NOV 2019 16:38:15

Highest Channel / 10MHz / 16QAM

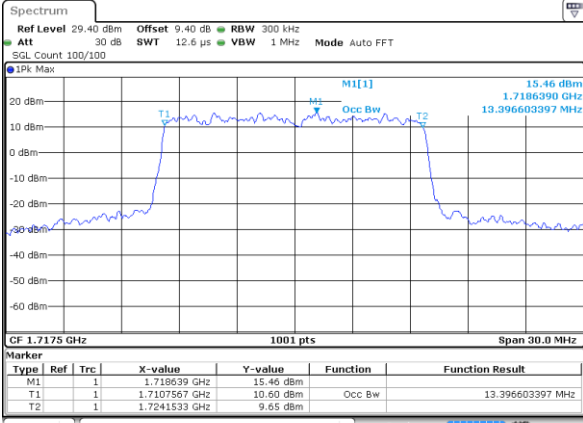


Date: 1 NOV 2019 16:38:25



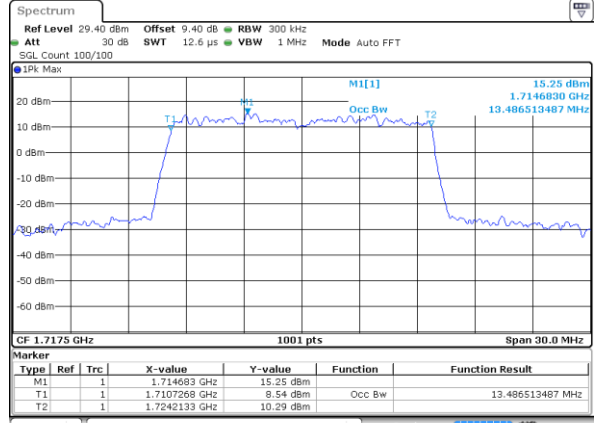
LTE Band 4

Lowest Channel / 15MHz / QPSK



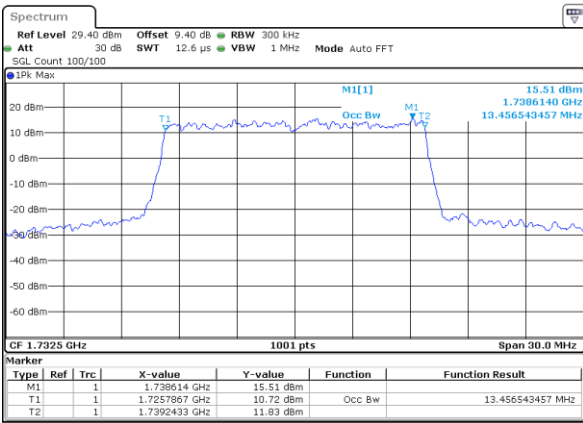
Date: 1 NOV 2019 16:45:13

Lowest Channel / 15MHz / 16QAM



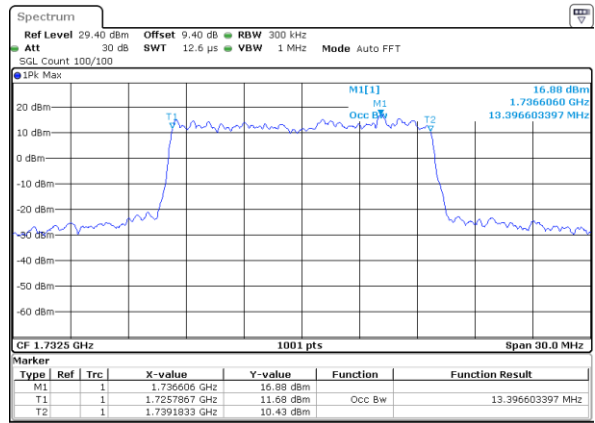
Date: 1 NOV 2019 16:45:23

Middle Channel / 15MHz / QPSK



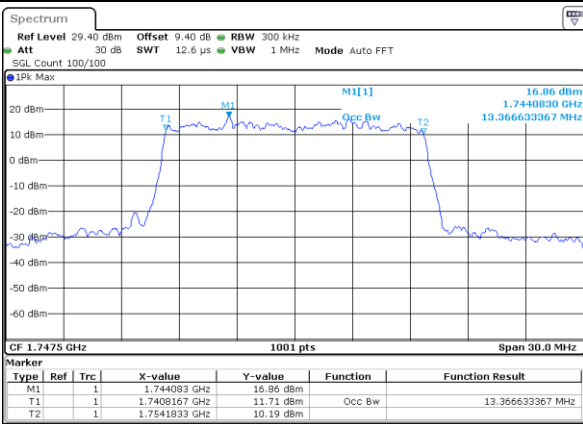
Date: 1 NOV 2019 16:52:12

Middle Channel / 15MHz / 16QAM



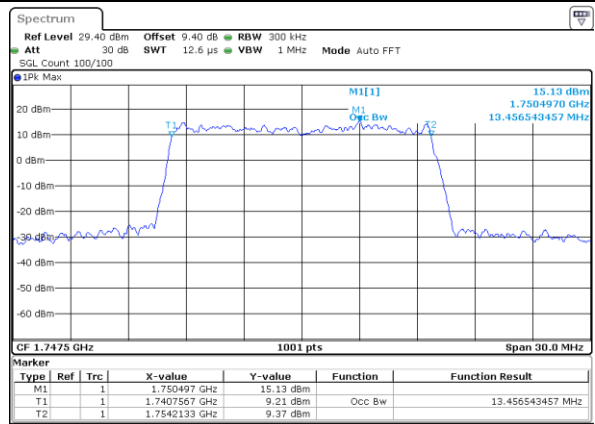
Date: 1 NOV 2019 16:52:22

Highest Channel / 15MHz / QPSK



Date: 1 NOV 2019 16:54:41

Highest Channel / 15MHz / 16QAM

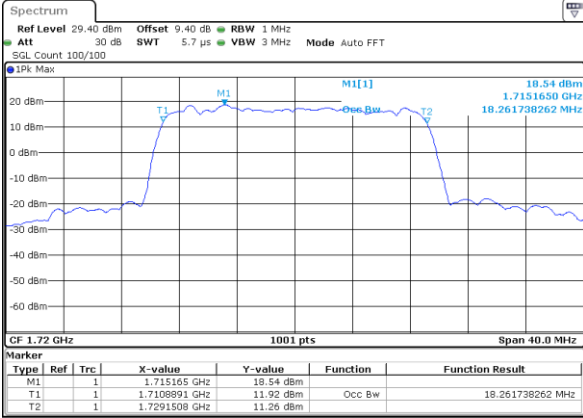


Date: 1 NOV 2019 16:54:51



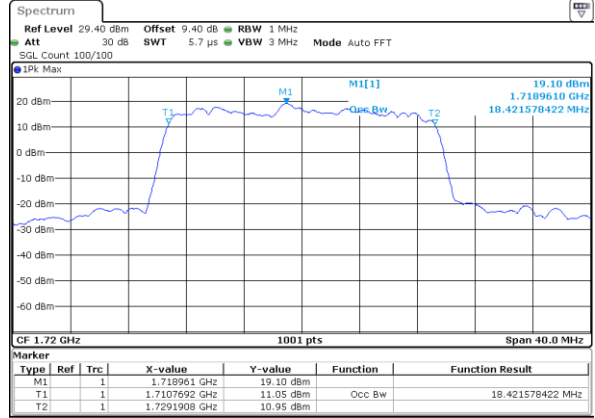
LTE Band 4

Lowest Channel / 20MHz / QPSK



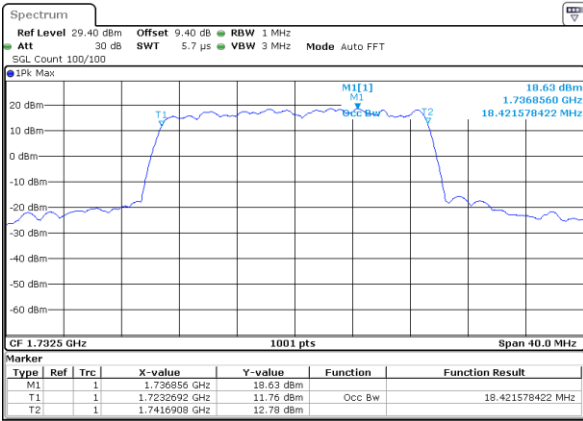
Date: 1 NOV 2019 17:18:39

Lowest Channel / 20MHz / 16QAM



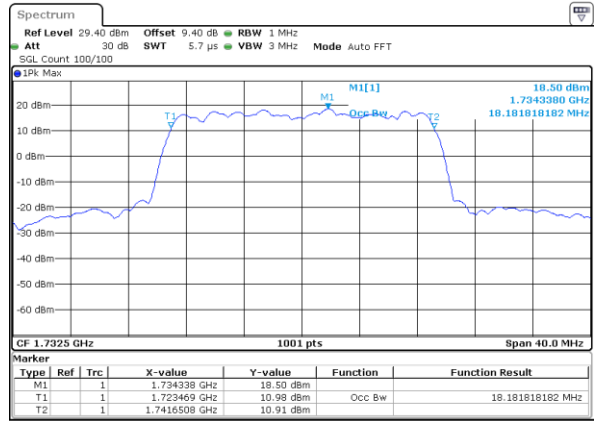
Date: 1 NOV 2019 17:18:49

Middle Channel / 20MHz / QPSK



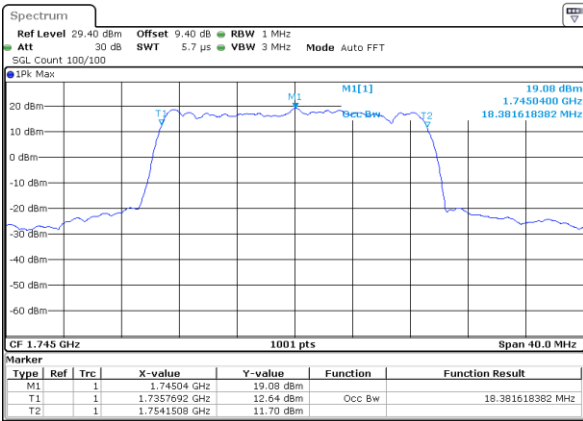
Date: 1 NOV 2019 17:25:38

Middle Channel / 20MHz / 16QAM



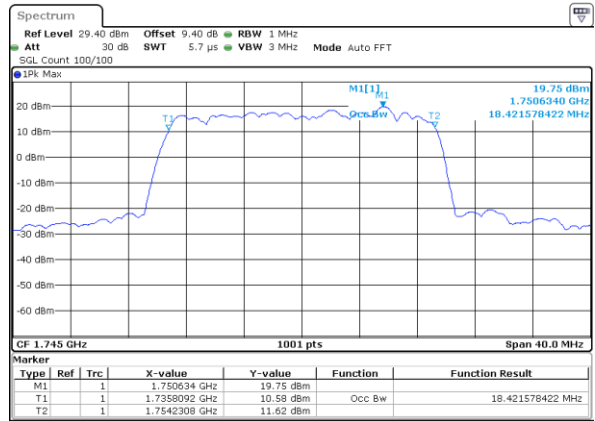
Date: 1 NOV 2019 17:25:48

Highest Channel / 20MHz / QPSK



Date: 1 NOV 2019 17:28:06

Highest Channel / 20MHz / 16QAM



Date: 1 NOV 2019 17:28:17