



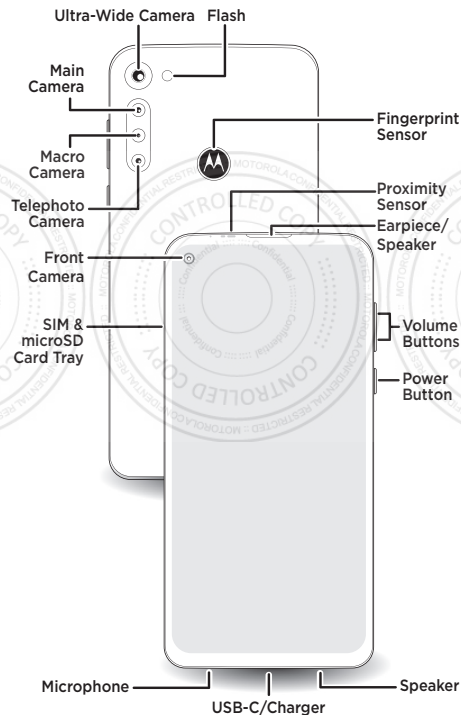
**motog<sup>8</sup>**  
POWER

read me

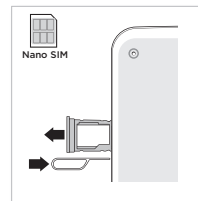
en-US

## Let's get started

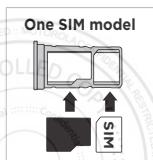
Before using your phone, please read the safety, regulatory, and legal information provided with your product.



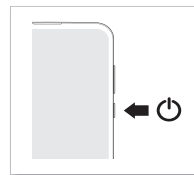
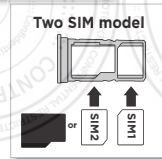
## Put in the cards & power on



- 1 Insert the SIM tool into the tray hole to pop out the tray.  
Make sure you use the correct size SIM card and don't cut the SIM card.




- 2 Insert the SIM card(s) with the gold contacts down.  
Add a microSD card for additional storage\*.



- 3 Press and hold the Power button, then follow the prompts to get started.

\*MicroSD card is optional, sold separately





To view the SAR values for your phone, visit <https://motorola.com/sar>.

This product meets the applicable national or international RF exposure guidance (SAR guideline) when used normally against your head or, when worn or carried, at a distance of 5 mm from the body. The SAR guideline includes a considerable safety margin designed to assure the safety of all persons, regardless of age and health.

To view additional SAR information on your phone, swipe up from the home screen and tap **Settings > About phone > Legal information > RF information**. To view the information on the web, visit <https://motorola.com/rfhealth>.

motorola.com



## Help & more

Get answers, updates, and info:

- **Help is here:** From the home screen, swipe up and tap **Settings > Help** to learn how to use your phone and get support.
- **Get more:** Get software, user guides, and more at [www.motorola.com/mvmotog](http://www.motorola.com/mvmotog).
- **Get apps:** Tap **Play Store** to browse and download apps.
- **Legal information:** This guide provides important legal, safety, and regulatory information that you should read before using your product. For the complete legal information, from the home screen swipe up and tap **Settings > About phone > Legal information**, or visit [www.motorola.com/device-legal](http://www.motorola.com/device-legal).

**Water repellent.** Your phone is not waterproof. For more about your phone's water-repellent design and care, swipe up from the home screen and tap **Settings > About phone > Legal Information**.

**Battery safety.** To prevent possible burning and injury, the battery in your phone should only be removed by a Motorola-approved service center or similar skilled personnel.

If your phone becomes unresponsive, press and hold the Power button until the screen goes dark and your phone restarts. Charge your phone using a compatible Motorola charger. Use of other chargers is not recommended. Don't charge your phone in temperatures below 0°C (32°F) or above 45°C (113°F). For more, swipe up from the home screen and tap **Settings > About phone > Legal information**, or visit [www.motorola.com/device-legal](http://www.motorola.com/device-legal).

**Warning about high volume usage.** To prevent possible hearing damage, do not listen at high volume levels for long periods.

**Disposal & recycling.** Please recycle products and packaging responsibly. To find out more, go to: [www.motorola.com/recycling](http://www.motorola.com/recycling).

**Legal disclaimers.** Features, services and applications are network dependent and may not be available in all areas; additional terms/charges may apply. Features, functionality, and other product specifications, as well as the information contained in this guide, are based upon the latest available information and believed to be accurate at the time of printing. Motorola reserves the right to correct or change any information without notice.

**Arbitration.** Your purchase is governed by a binding arbitration clause. For more information and how to opt-out, see the legal guide that came with your phone.

**Specific Absorption Rate (ICNIRP).** YOUR PHONE MEETS INTERNATIONAL GUIDELINES FOR EXPOSURE TO RADIO WAVES. The highest SAR values under the ICNIRP guidelines for your phone model are listed below:

Head SAR	0.930 W/kg
Body-worn SAR	1.758 W/kg

### Electrical Requirements.

Battery: XXXX Adapter: XXXX Entrance: XXXX Exit: XXXX	Car Charger: XXXX Entrance: XXXX Exit: XXXX
----------------------------------------------------------------	---------------------------------------------------

**Copyright & trademarks.** MOTOROLA, the stylized M logo, MOTO, and the MOTO family of marks are trademarks or registered trademarks of Motorola Trademark Holdings, LLC. Google, Android, Google Play and other related marks and logos are trademarks of Google LLC. microSD Logo is a trademark of SD-3C, LLC. All other product or service names are the property of their respective owners.

© 2019 Motorola Mobility LLC. All rights reserved.

Product ID: **moto g<sup>5</sup> power** (Model XT2041-I)

Manual Number: XXXXXXXXXX-A

