



Plot No.	Band	BW (MHz)	Modulation	RB Size	RB Offset	Test Position	Gap (mm)	Power Mode	Ch.	Freq. (MHz)	Average Power (dBm)	Tune-Up Limit (dBm)	Tune-up Scaling Factor	Power Drift (dB)	Measured 1g SAR (W/kg)	Reported 1g SAR (W/kg)
	LTE Band 26	15M	QPSK	1	0	Front	5	Full	26865	831.5	23.28	24.00	1.180	-0.06	0.847	1.000
	LTE Band 26	15M	QPSK	36	0	Front	5	Full	26865	831.5	22.16	23.00	1.213	0.03	0.521	0.632
	LTE Band 26	15M	QPSK	75	0	Front	5	Full	26865	831.5	22.20	23.00	1.202	-0.05	0.445	0.535
37	LTE Band 26	15M	QPSK	1	0	Back	5	Full	26865	831.5	23.28	24.00	1.180	0.03	1.180	1.393
	LTE Band 5	10M	QPSK	1	0	Back	5	Full	20476+20575	831.6+841.5	23.23	24.00	1.194	0.02	0.908	1.084
	LTE Band 26	15M	QPSK	36	0	Back	5	Full	26865	831.5	22.16	23.00	1.213	-0.18	0.614	0.745
	LTE Band 26	15M	QPSK	75	0	Back	5	Full	26865	831.5	22.20	23.00	1.202	-0.01	0.604	0.726
	LTE Band 26	15M	QPSK	1	0	Left Side	5	Full	26865	831.5	23.28	24.00	1.180	0.09	0.214	0.253
	LTE Band 26	15M	QPSK	36	0	Left Side	5	Full	26865	831.5	22.16	23.00	1.213	0.01	0.126	0.153
	LTE Band 26	15M	QPSK	1	0	Right Side	5	Full	26865	831.5	23.28	24.00	1.180	0.08	0.408	0.482
	LTE Band 26	15M	QPSK	36	0	Right Side	5	Full	26865	831.5	22.16	23.00	1.213	0.01	0.239	0.290
	LTE Band 26	15M	QPSK	1	0	Bottom Side	5	Full	26865	831.5	23.28	24.00	1.180	0.07	1.070	1.263
	LTE Band 26	15M	QPSK	36	0	Bottom Side	5	Full	26865	831.5	22.16	23.00	1.213	-0.03	0.570	0.692
	LTE Band 26	15M	QPSK	75	0	Bottom Side	5	Full	26865	831.5	22.20	23.00	1.202	0.01	0.585	0.703
	LTE Band 66	20M	QPSK	1	0	Front	5	Reduced	132322	1745	16.89	18.00	1.291	0.16	0.684	0.883
	LTE Band 66	20M	QPSK	1	0	Front	5	Reduced	132072	1720	16.75	18.00	1.334	0.05	0.546	0.728
	LTE Band 66	20M	QPSK	1	0	Front	5	Reduced	132572	1770	16.87	18.00	1.297	0.03	0.544	0.706
	LTE Band 66	20M	QPSK	50	0	Front	5	Reduced	132322	1745	16.82	18.00	1.312	0.06	0.681	0.894
	LTE Band 66	20M	QPSK	50	0	Front	5	Reduced	132072	1720	16.74	18.00	1.337	0.01	0.549	0.734
	LTE Band 66	20M	QPSK	50	0	Front	5	Reduced	132572	1770	16.79	18.00	1.321	-0.02	0.537	0.710
	LTE Band 66	20M	QPSK	100	0	Front	5	Reduced	132322	1745	16.80	18.00	1.318	0.06	0.543	0.716
	LTE Band 66	20M	QPSK	1	0	Back	5	Reduced	132322	1745	16.89	18.00	1.291	0.01	0.987	1.274
	LTE Band 66	20M	QPSK	1	0	Back	5	Reduced	132072	1720	16.75	18.00	1.334	0.05	0.948	1.264
	LTE Band 66	20M	QPSK	1	0	Back	5	Reduced	132572	1770	16.87	18.00	1.297	0.06	0.989	1.283
	LTE Band 66	20M	QPSK	50	0	Back	5	Reduced	132322	1745	16.82	18.00	1.312	0.09	0.986	1.294
	LTE Band 66	20M	QPSK	50	0	Back	5	Reduced	132072	1720	16.74	18.00	1.337	0.04	0.952	1.272
	LTE Band 66	20M	QPSK	50	0	Back	5	Reduced	132572	1770	16.79	18.00	1.321	0.13	0.985	1.301
	LTE Band 66	20M	QPSK	100	0	Back	5	Reduced	132322	1745	16.80	18.00	1.318	0.01	0.971	1.280
	LTE Band 66	20M	QPSK	1	0	Left Side	5	Reduced	132322	1745	14.88	16.00	1.294	0.16	0.072	0.094
	LTE Band 66	20M	QPSK	50	0	Left Side	5	Reduced	132322	1745	14.81	16.00	1.315	0.16	0.071	0.093
	LTE Band 66	20M	QPSK	1	0	Right Side	5	Reduced	132322	1745	14.88	16.00	1.294	0.05	0.147	0.190
	LTE Band 66	20M	QPSK	50	0	Right Side	5	Reduced	132322	1745	14.81	16.00	1.315	-0.14	0.145	0.191
	LTE Band 66	20M	QPSK	1	0	Bottom Side	5	Reduced	132322	1745	14.88	16.00	1.294	-0.04	1.070	1.385
38	LTE Band 66	20M	QPSK	1	0	Bottom Side	5	Reduced	132072	1720	14.76	16.00	1.330	0.03	1.080	1.437
	LTE Band 66	20M	QPSK	1	0	Bottom Side	5	Reduced	132572	1770	14.85	16.00	1.303	0.02	1.040	1.355
	LTE Band 66	20M	QPSK	50	0	Bottom Side	5	Reduced	132322	1745	14.81	16.00	1.315	0.13	0.975	1.282
	LTE Band 66	20M	QPSK	50	0	Bottom Side	5	Reduced	132072	1720	14.74	16.00	1.337	0.06	1.010	1.350
	LTE Band 66	20M	QPSK	50	0	Bottom Side	5	Reduced	132572	1770	14.78	16.00	1.324	0.05	0.956	1.266
	LTE Band 66	20M	QPSK	100	0	Bottom Side	5	Reduced	132322	1745	14.80	16.00	1.318	0.09	0.967	1.275



Plot No.	Band	BW (MHz)	Modulation	RB Size	RB Offset	Test Position	Gap (mm)	Power Mode	Ch.	Freq. (MHz)	Average Power (dBm)	Tune-Up Limit (dBm)	Tune-up Scaling Factor	Power Drift (dB)	Measured 1g SAR (W/kg)	Reported 1g SAR (W/kg)
	LTE Band 25	20M	QPSK	1	0	Front	5	Reduced	26340	1880	17.98	19.00	1.265	0.1	0.706	0.893
	LTE Band 25	20M	QPSK	1	0	Front	5	Reduced	26140	1860	17.95	19.00	1.274	0.03	0.492	0.627
	LTE Band 25	20M	QPSK	1	0	Front	5	Reduced	26590	1905	17.53	19.00	1.403	0.01	0.480	0.673
	LTE Band 25	20M	QPSK	50	24	Front	5	Reduced	26340	1880	17.79	19.00	1.321	0.11	0.689	0.910
	LTE Band 25	20M	QPSK	50	24	Front	5	Reduced	26140	1860	17.76	19.00	1.330	0.09	0.654	0.870
	LTE Band 25	20M	QPSK	50	24	Front	5	Reduced	26590	1905	17.56	19.00	1.393	0.01	0.689	0.960
	LTE Band 25	20M	QPSK	100	0	Front	5	Reduced	26340	1880	17.67	19.00	1.358	0.09	0.692	0.940
	LTE Band 25	20M	QPSK	1	0	Back	5	Reduced	26340	1880	17.98	19.00	1.265	0.02	0.928	1.174
	LTE Band 25	20M	QPSK	1	0	Back	5	Reduced	26140	1860	17.95	19.00	1.274	0.07	0.947	1.206
	LTE Band 25	20M	QPSK	1	0	Back	5	Reduced	26590	1905	17.53	19.00	1.403	0.04	0.942	1.321
	LTE Band 25	20M	QPSK	50	24	Back	5	Reduced	26340	1880	17.79	19.00	1.321	0.11	0.915	1.209
	LTE Band 25	20M	QPSK	50	24	Back	5	Reduced	26140	1860	17.76	19.00	1.330	0.06	0.866	1.152
	LTE Band 25	20M	QPSK	50	24	Back	5	Reduced	26590	1905	17.56	19.00	1.393	0.03	0.955	1.330
	LTE Band 25	20M	QPSK	100	0	Back	5	Reduced	26340	1880	17.67	19.00	1.358	0.05	0.906	1.231
	LTE Band 25	20M	QPSK	1	0	Left Side	5	Reduced	26340	1880	15.31	16.50	1.315	0.09	0.073	0.097
	LTE Band 25	20M	QPSK	50	24	Left Side	5	Reduced	26340	1880	15.07	16.50	1.390	0.04	0.068	0.095
	LTE Band 25	20M	QPSK	1	0	Right Side	5	Reduced	26340	1880	15.31	16.50	1.315	0.02	0.141	0.185
	LTE Band 25	20M	QPSK	50	24	Right Side	5	Reduced	26340	1880	15.07	16.50	1.390	0.04	0.133	0.185
	LTE Band 25	20M	QPSK	1	0	Bottom Side	5	Reduced	26340	1880	15.31	16.50	1.315	-0.05	0.994	1.307
	LTE Band 25	20M	QPSK	1	0	Bottom Side	5	Reduced	26140	1860	15.28	16.50	1.324	-0.04	1.020	1.351
39	LTE Band 25	20M	QPSK	1	0	Bottom Side	5	Reduced	26590	1905	14.91	16.50	1.442	-0.01	0.946	1.364
	LTE Band 25	20M	QPSK	50	24	Bottom Side	5	Reduced	26340	1880	15.07	16.50	1.390	-0.05	0.941	1.308
	LTE Band 25	20M	QPSK	50	24	Bottom Side	5	Reduced	26140	1860	14.98	16.50	1.419	-0.01	0.812	1.152
	LTE Band 25	20M	QPSK	50	24	Bottom Side	5	Reduced	26590	1905	14.91	16.50	1.442	-0.07	0.883	1.273
	LTE Band 25	20M	QPSK	100	0	Bottom Side	5	Reduced	26340	1880	15.05	16.50	1.396	0.15	0.852	1.190
	LTE Band 30	10M	QPSK	1	0	Front	5	Reduced	27710	2310	22.07	23.00	1.239	0.17	1.140	1.412
	LTE Band 30	10M	QPSK	25	0	Front	5	Reduced	27710	2310	21.94	23.00	1.276	0.03	0.723	0.923
	LTE Band 30	10M	QPSK	50	0	Front	5	Reduced	27710	2310	21.90	23.00	1.288	0.01	0.707	0.911
40	LTE Band 30	10M	QPSK	1	0	Back	5	Reduced	27710	2310	22.07	23.00	1.239	0.1	1.150	1.425
	LTE Band 30	10M	QPSK	25	0	Back	5	Reduced	27710	2310	21.94	23.00	1.276	0.19	0.787	1.005
	LTE Band 30	10M	QPSK	50	0	Back	5	Reduced	27710	2310	21.90	23.00	1.288	0.06	0.765	0.986
	LTE Band 30	10M	QPSK	1	0	Left Side	5	Reduced	27710	2310	22.07	23.00	1.239	0.07	0.826	1.023
	LTE Band 30	10M	QPSK	25	0	Left Side	5	Reduced	27710	2310	21.94	23.00	1.276	0.09	0.559	0.714
	LTE Band 30	10M	QPSK	50	0	Left Side	5	Reduced	27710	2310	21.90	23.00	1.288	0.16	0.540	0.696
	LTE Band 30	10M	QPSK	1	0	Right Side	5	Reduced	27710	2310	22.07	23.00	1.239	0.07	0.115	0.142
	LTE Band 30	10M	QPSK	25	0	Right Side	5	Reduced	27710	2310	21.94	23.00	1.276	0.02	0.086	0.110
	LTE Band 30	10M	QPSK	1	0	Bottom Side	5	Reduced	27710	2310	22.07	23.00	1.239	-0.04	1.110	1.375
	LTE Band 30	10M	QPSK	25	0	Bottom Side	5	Reduced	27710	2310	21.94	23.00	1.276	0.08	0.747	0.953
	LTE Band 30	10M	QPSK	50	0	Bottom Side	5	Reduced	27710	2310	21.90	23.00	1.288	0.09	0.738	0.951



Plot No.	Band	BW (MHz)	Modulation	RB Size	RB Offset	Test Position	Gap (mm)	Power Mode	Ch.	Freq. (MHz)	Average Power (dBm)	Tune-Up Limit (dBm)	Tune-up Scaling Factor	Power Drift (dB)	Measured 1g SAR (W/kg)	Reported 1g SAR (W/kg)
	LTE Band 7	20M	QPSK	1	0	Front	5	Reduced	21100	2535	20.06	20.50	1.107	-0.17	0.891	0.986
	LTE Band 7	20M	QPSK	1	0	Front	5	Reduced	20850	2510	19.72	20.50	1.197	-0.15	0.926	1.108
	LTE Band 7	20M	QPSK	1	0	Front	5	Reduced	21350	2560	19.93	20.50	1.140	-0.02	0.884	1.008
	LTE Band 7	20M	QPSK	50	0	Front	5	Reduced	21100	2535	19.91	20.50	1.146	-0.03	0.899	1.030
	LTE Band 7	20M	QPSK	50	0	Front	5	Reduced	20850	2510	19.88	20.50	1.153	0.08	0.925	1.067
	LTE Band 7	20M	QPSK	50	0	Front	5	Reduced	21350	2560	19.84	20.50	1.164	-0.03	0.882	1.027
	LTE Band 7	20M	QPSK	100	0	Front	5	Reduced	21100	2535	19.90	20.50	1.148	0.01	0.919	1.055
	LTE Band 7	20M	QPSK	1	0	Back	5	Reduced	21100	2535	20.06	20.50	1.107	-0.08	1.080	1.195
	LTE Band 7	20M	QPSK	1	0	Back	5	Reduced	20850	2510	19.72	20.50	1.197	-0.02	1.060	1.269
	LTE Band 7	20M	QPSK	1	0	Back	5	Reduced	21350	2560	19.93	20.50	1.140	-0.06	1.180	1.345
	LTE Band 7	20M	QPSK	50	0	Back	5	Reduced	21100	2535	19.91	20.50	1.146	-0.11	1.110	1.272
	LTE Band 7	20M	QPSK	50	0	Back	5	Reduced	20850	2510	19.88	20.50	1.153	-0.04	1.090	1.257
41	LTE Band 7	20M	QPSK	50	0	Back	5	Reduced	21350	2560	19.84	20.50	1.164	-0.14	1.160	1.350
	LTE Band 7	20M	QPSK	100	0	Back	5	Reduced	21100	2535	19.90	20.50	1.148	0.02	1.090	1.251
	LTE Band 7	20M	QPSK	1	0	Left Side	5	Reduced	21100	2535	20.06	20.50	1.107	-0.02	0.772	0.854
	LTE Band 7	20M	QPSK	1	0	Left Side	5	Reduced	20850	2510	19.72	20.50	1.197	-0.08	0.783	0.937
	LTE Band 7	20M	QPSK	1	0	Left Side	5	Reduced	21350	2560	19.93	20.50	1.140	0.03	0.837	0.954
	LTE Band 7	20M	QPSK	50	0	Left Side	5	Reduced	21100	2535	19.91	20.50	1.146	0.08	0.844	0.967
	LTE Band 7	20M	QPSK	50	0	Left Side	5	Reduced	20850	2510	19.88	20.50	1.153	0.11	0.870	1.004
	LTE Band 7	20M	QPSK	50	0	Left Side	5	Reduced	21350	2560	19.84	20.50	1.164	0.06	0.878	1.022
	LTE Band 7	20M	QPSK	100	0	Left Side	5	Reduced	21100	2535	19.90	20.50	1.148	0.02	0.844	0.969
	LTE Band 7	20M	QPSK	1	0	Right Side	5	Reduced	21100	2535	20.06	20.50	1.107	0.01	0.107	0.118
	LTE Band 7	20M	QPSK	50	0	Right Side	5	Reduced	21100	2535	19.91	20.50	1.146	0.19	0.110	0.126
	LTE Band 7	20M	QPSK	1	0	Bottom Side	5	Reduced	21100	2535	20.06	20.50	1.107	-0.03	0.425	0.470
	LTE Band 7	20M	QPSK	50	0	Bottom Side	5	Reduced	21100	2535	19.91	20.50	1.146	0.02	0.437	0.501



<TDD LTE SAR>

Plot No.	Band	BW (MHz)	Modulation	RB Size	RB Offset	Test Position	Gap (mm)	Power Mode	Power Class	Ch.	Freq. (MHz)	Average Power (dBm)	Tune-Up Limit (dBm)	Tune-up Scaling Factor	Duty Cycle %	Duty Cycle Scaling Factor	Power Drift (dB)	Measured 1g SAR (W/kg)	Reported 1g SAR (W/kg)
	LTE Band 41	20M	QPSK	1	0	Front	5	Full	3	40620	2593	22.98	24.00	1.265	62.9	1.006	0.1	0.812	1.033
	LTE Band 41	20M	QPSK	1	0	Front	5	Full	3	39750	2506	22.66	24.00	1.361	62.9	1.006	0.01	0.990	1.356
	LTE Band 41	20M	QPSK	1	0	Front	5	Full	3	40185	2549.5	22.78	24.00	1.324	62.9	1.006	0.03	1.040	1.386
	LTE Band 41	20M	QPSK	1	0	Front	5	Full	3	41055	2636.5	22.88	24.00	1.294	62.9	1.006	0.02	0.780	1.016
	LTE Band 41	20M	QPSK	1	0	Front	5	Full	3	41490	2680	22.58	24.00	1.387	62.9	1.006	0.01	0.608	0.848
	LTE Band 41	20M	QPSK	50	0	Front	5	Full	3	40620	2593	22.03	23.00	1.250	62.9	1.006	-0.02	0.527	0.663
	LTE Band 41	20M	QPSK	50	0	Front	5	Full	3	39750	2506	21.61	23.00	1.377	62.9	1.006	-0.06	0.401	0.556
	LTE Band 41	20M	QPSK	50	0	Front	5	Full	3	40185	2549.5	21.73	23.00	1.340	62.9	1.006	-0.03	0.397	0.535
	LTE Band 41	20M	QPSK	50	0	Front	5	Full	3	41055	2636.5	21.64	23.00	1.368	62.9	1.006	-0.03	0.286	0.394
	LTE Band 41	20M	QPSK	50	0	Front	5	Full	3	41490	2680	21.65	23.00	1.365	62.9	1.006	-0.09	0.221	0.303
	LTE Band 41	20M	QPSK	100	0	Front	5	Full	3	40620	2593	22.00	23.00	1.259	62.9	1.006	-0.09	0.356	0.451
	LTE Band 41	20M	QPSK	1	0	Back	5	Full	3	40620	2593	22.98	24.00	1.265	62.9	1.006	-0.02	1.070	1.361
	LTE Band 41	20M	QPSK	1	0	Back	5	Full	3	39750	2506	22.66	24.00	1.361	62.9	1.006	-0.04	0.978	1.339
	LTE Band 41	20M	QPSK	1	0	Back	5	Full	3	40185	2549.5	22.78	24.00	1.324	62.9	1.006	0.07	1.010	1.346
42	LTE Band 41	20M	QPSK	1	0	Back	5	Full	3	41055	2636.5	22.88	24.00	1.294	62.9	1.006	-0.03	1.070	1.393
	LTE Band 41	20M	QPSK	1	0	Back	5	Full	3	41055+40857	2636.5+2616.7	23.25	24.00	1.189	62.9	1.006	0.04	0.980	1.172
	LTE Band 41	20M	QPSK	1	0	Back	5	Full	3	41490	2680	22.58	24.00	1.387	62.9	1.006	0.01	0.888	1.239
	LTE Band 41	20M	QPSK	50	0	Back	5	Full	3	40620	2593	22.03	23.00	1.250	62.9	1.006	0.03	0.673	0.846
	LTE Band 41	20M	QPSK	50	0	Back	5	Full	3	39750	2506	21.61	23.00	1.377	62.9	1.006	-0.02	0.547	0.758
	LTE Band 41	20M	QPSK	50	0	Back	5	Full	3	40185	2549.5	21.73	23.00	1.340	62.9	1.006	0.06	0.559	0.753
	LTE Band 41	20M	QPSK	50	0	Back	5	Full	3	41055	2636.5	21.64	23.00	1.368	62.9	1.006	-0.03	0.478	0.658
	LTE Band 41	20M	QPSK	50	0	Back	5	Full	3	41490	2680	21.65	23.00	1.365	62.9	1.006	-0.03	0.401	0.550
	LTE Band 41	20M	QPSK	100	0	Back	5	Full	3	40620	2593	22.00	23.00	1.259	62.9	1.006	-0.01	0.568	0.719
	LTE Band 41	20M	QPSK	1	0	Left Side	5	Full	3	40620	2593	22.98	24.00	1.265	62.9	1.006	0.06	0.847	1.078
	LTE Band 41	20M	QPSK	1	0	Left Side	5	Full	3	39750	2506	22.66	24.00	1.361	62.9	1.006	0.01	0.813	1.113
	LTE Band 41	20M	QPSK	1	0	Left Side	5	Full	3	40185	2549.5	22.78	24.00	1.324	62.9	1.006	0.05	0.973	1.296
	LTE Band 41	20M	QPSK	1	0	Left Side	5	Full	3	41055	2636.5	22.88	24.00	1.294	62.9	1.006	-0.09	0.675	0.879
	LTE Band 41	20M	QPSK	1	0	Left Side	5	Full	3	41490	2680	22.58	24.00	1.387	62.9	1.006	0.01	0.437	0.610
	LTE Band 41	20M	QPSK	50	0	Left Side	5	Full	3	40620	2593	22.03	23.00	1.250	62.9	1.006	0.16	0.433	0.545
	LTE Band 41	20M	QPSK	100	0	Left Side	5	Full	3	40620	2593	22.00	23.00	1.259	62.9	1.006	0.05	0.437	0.553
	LTE Band 41	20M	QPSK	1	0	Right Side	5	Full	3	40620	2593	22.98	24.00	1.265	62.9	1.006	-0.02	0.135	0.172
	LTE Band 41	20M	QPSK	50	0	Right Side	5	Full	3	40620	2593	22.03	23.00	1.250	62.9	1.006	0.03	0.080	0.101
	LTE Band 41	20M	QPSK	1	0	Bottom Side	5	Full	3	40620	2593	22.98	24.00	1.265	62.9	1.006	-0.08	0.556	0.707
	LTE Band 41	20M	QPSK	1	0	Bottom Side	5	Full	3	39750	2506	22.66	24.00	1.361	62.9	1.006	0.01	0.361	0.494
	LTE Band 41	20M	QPSK	1	0	Bottom Side	5	Full	3	40185	2549.5	22.78	24.00	1.324	62.9	1.006	0.03	0.407	0.542
	LTE Band 41	20M	QPSK	1	0	Bottom Side	5	Full	3	41055	2636.5	22.88	24.00	1.294	62.9	1.006	0.09	0.537	0.699
	LTE Band 41	20M	QPSK	1	0	Bottom Side	5	Full	3	41490	2680	22.58	24.00	1.387	62.9	1.006	-0.05	0.480	0.670
	LTE Band 41	20M	QPSK	50	0	Bottom Side	5	Full	3	40620	2593	22.03	23.00	1.250	62.9	1.006	0.01	0.378	0.475
	LTE Band 41	20M	QPSK	100	0	Bottom Side	5	Full	3	40620	2593	22.00	23.00	1.259	62.9	1.006	0.02	0.321	0.407



Plot No.	Band	BW (MHz)	Modulation	RB Size	RB Offset	Test Position	Gap (mm)	Power Mode	Power Class	Ch.	Freq. (MHz)	Average Power (dBm)	Tune-Up Limit (dBm)	Tune-up Scaling Factor	Duty Cycle %	Duty Cycle Scaling Factor	Power Drift (dB)	Measured 1g SAR (W/kg)	Reported 1g SAR (W/kg)
	LTE Band 41	20M	QPSK	1	0	Front	5	Reduced	2	40620	2593	23.99	24.00	1.002	42.9	1.009	-0.05	0.648	0.655
	LTE Band 41	20M	QPSK	1	0	Front	5	Reduced	2	39750	2506	23.65	24.00	1.084	42.9	1.009	0.07	0.723	0.791
	LTE Band 41	20M	QPSK	1	0	Front	5	Reduced	2	40185	2549.5	23.57	24.00	1.104	42.9	1.009	0.05	0.718	0.800
	LTE Band 41	20M	QPSK	1	0	Front	5	Reduced	2	41055	2636.5	23.63	24.00	1.089	42.9	1.009	-0.08	0.523	0.575
	LTE Band 41	20M	QPSK	1	0	Front	5	Reduced	2	41490	2680	23.50	24.00	1.122	42.9	1.009	-0.06	0.405	0.459
	LTE Band 41	20M	QPSK	50	0	Front	5	Reduced	2	40620	2593	23.91	24.00	1.021	42.9	1.009	-0.02	0.609	0.627
	LTE Band 41	20M	QPSK	50	0	Front	5	Reduced	2	39750	2506	23.67	24.00	1.079	42.9	1.009	0.02	0.689	0.750
	LTE Band 41	20M	QPSK	50	0	Front	5	Reduced	2	40185	2549.5	23.63	24.00	1.089	42.9	1.009	0.07	0.673	0.739
	LTE Band 41	20M	QPSK	50	0	Front	5	Reduced	2	41055	2636.5	23.67	24.00	1.079	42.9	1.009	0.07	0.495	0.539
	LTE Band 41	20M	QPSK	50	0	Front	5	Reduced	2	41490	2680	23.58	24.00	1.102	42.9	1.009	-0.01	0.382	0.425
	LTE Band 41	20M	QPSK	100	0	Front	5	Reduced	2	40620	2593	23.89	24.00	1.026	42.9	1.009	-0.02	0.608	0.629
	LTE Band 41	20M	QPSK	1	0	Back	5	Reduced	2	40620	2593	23.99	24.00	1.002	42.9	1.009	0.01	0.942	0.953
	LTE Band 41	20M	QPSK	1	0	Back	5	Reduced	2	39750	2506	23.65	24.00	1.084	42.9	1.009	-0.06	0.928	1.015
43	LTE Band 41	20M	QPSK	1	0	Back	5	Reduced	2	40185	2549.5	23.57	24.00	1.104	42.9	1.009	0.04	0.949	1.057
	LTE Band 41	20M	QPSK	1	0	Back	5	Reduced	2	41055	2636.5	23.63	24.00	1.089	42.9	1.009	-0.01	0.865	0.950
	LTE Band 41	20M	QPSK	1	0	Back	5	Reduced	2	41490	2680	23.50	24.00	1.122	42.9	1.009	-0.05	0.748	0.847
	LTE Band 41	20M	QPSK	50	0	Back	5	Reduced	2	40620	2593	23.91	24.00	1.021	42.9	1.009	-0.12	0.905	0.932
	LTE Band 41	20M	QPSK	50	0	Back	5	Reduced	2	39750	2506	23.67	24.00	1.079	42.9	1.009	0.06	0.901	0.981
	LTE Band 41	20M	QPSK	50	0	Back	5	Reduced	2	40185	2549.5	23.63	24.00	1.089	42.9	1.009	0.04	0.904	0.993
	LTE Band 41	20M	QPSK	50	0	Back	5	Reduced	2	41055	2636.5	23.67	24.00	1.079	42.9	1.009	-0.09	0.828	0.901
	LTE Band 41	20M	QPSK	50	0	Back	5	Reduced	2	41490	2680	23.58	24.00	1.102	42.9	1.009	-0.02	0.702	0.780
	LTE Band 41	20M	QPSK	100	0	Back	5	Reduced	2	40620	2593	23.89	24.00	1.026	42.9	1.009	-0.09	0.872	0.902
	LTE Band 41	20M	QPSK	1	0	Left Side	5	Reduced	2	40620	2593	23.99	24.00	1.002	42.9	1.009	0.02	0.686	0.694
	LTE Band 41	20M	QPSK	1	0	Left Side	5	Reduced	2	39750	2506	23.65	24.00	1.084	42.9	1.009	0.01	0.681	0.745
	LTE Band 41	20M	QPSK	1	0	Left Side	5	Reduced	2	40185	2549.5	23.57	24.00	1.104	42.9	1.009	0.16	0.700	0.780
	LTE Band 41	20M	QPSK	1	0	Left Side	5	Reduced	2	41055	2636.5	23.63	24.00	1.089	42.9	1.009	-0.06	0.578	0.635
	LTE Band 41	20M	QPSK	1	0	Left Side	5	Reduced	2	41490	2680	23.50	24.00	1.122	42.9	1.009	-0.08	0.437	0.495
	LTE Band 41	20M	QPSK	50	0	Left Side	5	Reduced	2	40620	2593	23.91	24.00	1.021	42.9	1.009	0.04	0.637	0.656
	LTE Band 41	20M	QPSK	50	0	Left Side	5	Reduced	2	39750	2506	23.67	24.00	1.079	42.9	1.009	0.06	0.642	0.699
	LTE Band 41	20M	QPSK	50	0	Left Side	5	Reduced	2	40185	2549.5	23.63	24.00	1.089	42.9	1.009	0.04	0.652	0.716
	LTE Band 41	20M	QPSK	50	0	Left Side	5	Reduced	2	41055	2636.5	23.67	24.00	1.079	42.9	1.009	-0.08	0.530	0.577
	LTE Band 41	20M	QPSK	50	0	Left Side	5	Reduced	2	41490	2680	23.58	24.00	1.102	42.9	1.009	-0.04	0.401	0.446
	LTE Band 41	20M	QPSK	100	0	Left Side	5	Reduced	2	40620	2593	23.89	24.00	1.026	42.9	1.009	0.08	0.576	0.596
	LTE Band 41	20M	QPSK	1	0	Right Side	5	Reduced	2	40620	2593	23.99	24.00	1.002	42.9	1.009	0.03	0.117	0.118
	LTE Band 41	20M	QPSK	50	0	Right Side	5	Reduced	2	40620	2593	23.91	24.00	1.021	42.9	1.009	0.02	0.111	0.114
	LTE Band 41	20M	QPSK	1	0	Bottom Side	5	Reduced	2	40620	2593	23.99	24.00	1.002	42.9	1.009	-0.17	0.522	0.528
	LTE Band 41	20M	QPSK	50	0	Bottom Side	5	Reduced	2	40620	2593	23.91	24.00	1.021	42.9	1.009	-0.09	0.489	0.504



<WLAN 2.4GHz SAR>

Plot No.	Band	Mode	Test Position	Gap (mm)	Power Mode	Ch.	Freq. (MHz)	Average Power (dBm)	Tune-Up Limit (dBm)	Tune-up Scaling Factor	Duty Cycle %	Duty Cycle Scaling Factor	Power Drift (dB)	Measured 1g SAR (W/kg)	Reported 1g SAR (W/kg)
	WLAN2.4GHz	802.11b 1Mbps	Front	5	Reduced	6	2437	20.72	21.00	1.067	100	1.000	0.02	0.665	0.709
	WLAN2.4GHz	802.11b 1Mbps	Back	5	Reduced	6	2437	20.72	21.00	1.067	100	1.000	-0.18	0.704	0.751
	WLAN2.4GHz	802.11b 1Mbps	Right Side	5	Reduced	6	2437	20.72	21.00	1.067	100	1.000	0.08	0.584	0.623
	WLAN2.4GHz	802.11b 1Mbps	Top Side	5	Reduced	6	2437	20.72	21.00	1.067	100	1.000	0.09	0.793	0.846
	WLAN2.4GHz	802.11b 1Mbps	Top Side	5	Reduced	11	2462	20.66	21.00	1.081	100	1.000	0.03	0.966	1.045
44	WLAN2.4GHz	802.11b 1Mbps	Top Side	5	Reduced	1	2412	20.55	21.00	1.109	100	1.000	0.04	1.020	1.131

<WLAN 5GHz SAR>

Plot No.	Band	Mode	Test Position	Gap (mm)	Power Mode	Ch.	Freq. (MHz)	Average Power (dBm)	Tune-Up Limit (dBm)	Tune-up Scaling Factor	Duty Cycle %	Duty Cycle Scaling Factor	Power Drift (dB)	Measured 1g SAR (W/kg)	Reported 1g SAR (W/kg)
	WLAN5.2GHz	802.11n-HT40 MCS0	Front	5	Reduced	46	5190	15.53	16.50	1.250	96.3	1.038	0.01	0.437	0.567
	WLAN5.2GHz	802.11n-HT40 MCS0	Back	5	Reduced	46	5190	15.53	16.50	1.250	96.3	1.038	0.01	0.809	1.050
	WLAN5.2GHz	802.11n-HT40 MCS0	Right Side	5	Reduced	46	5190	15.53	16.50	1.250	96.3	1.038	0.01	0.205	0.266
	WLAN5.2GHz	802.11n-HT40 MCS0	Top Side	5	Reduced	46	5190	15.53	16.50	1.250	96.3	1.038	0.11	0.549	0.712
45	WLAN5.2GHz	802.11n-HT40 MCS0	Back	5	Reduced	38	5230	15.47	16.50	1.268	96.3	1.038	0.01	0.829	1.091
	WLAN5.8GHz	802.11n-HT40 MCS0	Front	5	Reduced	159	5795	14.38	15.50	1.294	96.3	1.038	0.01	0.166	0.223
	WLAN5.8GHz	802.11n-HT40 MCS0	Back	5	Reduced	159	5795	14.38	15.50	1.294	96.3	1.038	-0.02	0.660	0.887
	WLAN5.8GHz	802.11n-HT40 MCS0	Right Side	5	Reduced	159	5795	14.38	15.50	1.294	96.3	1.038	0.03	0.078	0.105
	WLAN5.8GHz	802.11n-HT40 MCS0	Top Side	5	Reduced	159	5795	14.38	15.50	1.294	96.3	1.038	0.01	0.217	0.292
46	WLAN5.8GHz	802.11n-HT40 MCS0	Back	5	Reduced	151	5755	14.30	15.50	1.318	96.3	1.038	0.05	0.772	1.056

<Bluetooth SAR>

Plot No.	Band	Mode	Test Position	Gap (mm)	Ch.	Freq. (MHz)	Average Power (dBm)	Tune-Up Limit (dBm)	Tune-up Scaling Factor	Duty Cycle %	Duty Cycle Scaling Factor	Power Drift (dB)	Measured 1g SAR (W/kg)	Reported 1g SAR (W/kg)
	Bluetooth	1Mbps	Front	5	0	2402	7.87	8.00	1.030	76.65	1.087	0.03	0.032	0.036
	Bluetooth	1Mbps	Back	5	0	2402	7.87	8.00	1.030	76.65	1.087	0.04	0.034	0.038
	Bluetooth	1Mbps	Right Side	5	0	2402	7.87	8.00	1.030	76.65	1.087	0.06	0.008	0.009
47	Bluetooth	1Mbps	Top Side	5	0	2402	7.87	8.00	1.030	76.65	1.087	-0.16	0.046	0.052
	Bluetooth	1Mbps	Top Side	5	39	2441	7.31	8.00	1.172	76.65	1.087	0.06	0.041	0.052
	Bluetooth	1Mbps	Top Side	5	78	2480	7.57	8.00	1.104	76.65	1.087	0.04	0.042	0.051



15.3 Body Worn Accessory SAR

<GSM SAR>

Plot No.	Band	Mode	Test Position	Gap (mm)	Headset	Power Mode	Ch.	Freq. (MHz)	Average Power (dBm)	Tune-Up Limit (dBm)	Tune-up Scaling Factor	Power Drift (dB)	Measured 1g SAR (W/kg)	Reported 1g SAR (W/kg)
	GSM850	GPRS 4 Tx slots	Front	5	-	Full	128	824.2	28.72	29.50	1.197	-0.03	0.919	1.100
	GSM850	GPRS 4 Tx slots	Front	5	-	Full	189	836.4	28.54	29.50	1.247	-0.04	0.934	1.165
	GSM850	GPRS 4 Tx slots	Front	5	-	Full	251	848.8	28.71	29.50	1.199	-0.06	1.020	1.223
	GSM850	GPRS 4 Tx slots	Back	5	-	Full	128	824.2	28.72	29.50	1.197	-0.07	1.090	1.304
	GSM850	GPRS 4 Tx slots	Back	5	-	Full	189	836.4	28.54	29.50	1.247	-0.17	1.060	1.322
48	GSM850	GPRS 4 Tx slots	Back	5	-	Full	251	848.8	28.71	29.50	1.199	-0.19	1.150	1.379
	GSM850	GPRS 4 Tx slots	Back	5	Headset	Full	251	848.8	28.71	29.50	1.199	-0.04	0.794	0.952
	GSM1900	GPRS 3 Tx slots	Front	5	-	Reduced	512	1850.2	24.29	25.50	1.321	0.01	0.626	0.827
	GSM1900	GPRS 3 Tx slots	Front	5	-	Reduced	661	1880	24.18	25.50	1.355	0.03	0.511	0.693
	GSM1900	GPRS 3 Tx slots	Front	5	-	Reduced	810	1909.8	24.24	25.50	1.337	0.02	0.258	0.345
	GSM1900	GPRS 3 Tx slots	Back	5	-	Reduced	512	1850.2	24.29	25.50	1.321	0.01	0.850	1.123
	GSM1900	GPRS 3 Tx slots	Back	5	-	Reduced	661	1880	24.18	25.50	1.355	0.08	0.841	1.140
49	GSM1900	GPRS 3 Tx slots	Back	5	-	Reduced	810	1909.8	24.24	25.50	1.337	0.08	0.983	1.314
	GSM1900	GPRS 3 Tx slots	Back	5	Headset	Reduced	810	1909.8	24.24	25.50	1.337	-0.01	0.895	1.196

<WCDMA SAR>

Plot No.	Band	Mode	Test Position	Gap (mm)	Headset	Power Mode	Ch.	Freq. (MHz)	Average Power (dBm)	Tune-Up Limit (dBm)	Tune-up Scaling Factor	Power Drift (dB)	Measured 1g SAR (W/kg)	Reported 1g SAR (W/kg)
	WCDMA V	RMC 12.2Kbps	Front	5	-	Reduced	4182	836.4	22.98	23.50	1.127	-0.02	0.955	1.076
	WCDMA V	RMC 12.2Kbps	Front	5	-	Reduced	4132	826.4	22.82	23.50	1.169	-0.01	0.791	0.925
	WCDMA V	RMC 12.2Kbps	Front	5	-	Reduced	4233	846.6	22.74	23.50	1.191	0.01	1.070	1.275
	WCDMA V	RMC 12.2Kbps	Back	5	-	Reduced	4182	836.4	22.98	23.50	1.127	-0.05	1.100	1.240
	WCDMA V	RMC 12.2Kbps	Back	5	-	Reduced	4132	826.4	22.82	23.50	1.169	-0.04	1.010	1.181
50	WCDMA V	RMC 12.2Kbps	Back	5	-	Reduced	4233	846.6	22.74	23.50	1.191	0.08	1.160	1.382
	WCDMA V	RMC 12.2Kbps	Back	5	Headset	Reduced	4233	846.6	22.74	23.50	1.191	0.14	0.469	0.559
	WCDMA IV	RMC 12.2Kbps	Front	5	-	Reduced	1312	1712.4	16.15	17.50	1.365	-0.02	0.767	1.047
	WCDMA IV	RMC 12.2Kbps	Front	5	-	Reduced	1413	1732.6	16.12	17.50	1.374	0.04	0.728	1.000
	WCDMA IV	RMC 12.2Kbps	Front	5	-	Reduced	1513	1752.6	16.08	17.50	1.387	-0.08	0.691	0.958
	WCDMA IV	RMC 12.2Kbps	Back	5	-	Reduced	1312	1712.4	16.15	17.50	1.365	0.14	0.988	1.348
51	WCDMA IV	RMC 12.2Kbps	Back	5	-	Reduced	1413	1732.6	16.12	17.50	1.374	0.11	1.000	1.374
	WCDMA IV	RMC 12.2Kbps	Back	5	-	Reduced	1513	1752.6	16.08	17.50	1.387	0.05	0.983	1.363
	WCDMA IV	RMC 12.2Kbps	Back	5	Headset	Reduced	1413	1732.6	16.12	17.50	1.374	0.06	0.968	1.330
	WCDMA II	RMC 12.2Kbps	Front	5	-	Reduced	9400	1880	17.68	18.50	1.208	-0.08	0.720	0.870
	WCDMA II	RMC 12.2Kbps	Front	5	-	Reduced	9262	1852.4	17.63	18.50	1.222	0.01	0.826	1.009
	WCDMA II	RMC 12.2Kbps	Front	5	-	Reduced	9538	1907.6	17.65	18.50	1.216	-0.05	0.817	0.994
	WCDMA II	RMC 12.2Kbps	Back	5	-	Reduced	9400	1880	17.68	18.50	1.208	0.03	0.999	1.207
	WCDMA II	RMC 12.2Kbps	Back	5	-	Reduced	9262	1852.4	17.63	18.50	1.222	0.07	0.983	1.201
52	WCDMA II	RMC 12.2Kbps	Back	5	-	Reduced	9538	1907.6	17.65	18.50	1.216	0.07	1.120	1.362
	WCDMA II	RMC 12.2Kbps	Back	5	Headset	Reduced	9538	1907.6	17.65	18.50	1.216	0.12	1.020	1.241



<CDMA SAR>

Plot No.	Band	Mode	Test Position	Gap (mm)	Headset	Power Mode	Ch.	Freq. (MHz)	Average Power (dBm)	Tune-Up Limit (dBm)	Tune-up Scaling Factor	Power Drift (dB)	Measured 1g SAR (W/kg)	Reported 1g SAR (W/kg)
	CDMA2000 BC10	RC3 SO32 (F+SCH)	Front	5	-	Full	580	820.5	24.21	25.00	1.199	-0.01	0.919	1.102
	CDMA2000 BC10	RC3 SO32 (F+SCH)	Front	5	-	Full	476	817.9	24.12	25.00	1.225	0.04	0.907	1.111
	CDMA2000 BC10	RC3 SO32 (F+SCH)	Front	5	-	Full	684	823.1	24.16	25.00	1.213	-0.05	0.924	1.121
	CDMA2000 BC10	RC3 SO32 (F+SCH)	Back	5	-	Full	580	820.5	24.21	25.00	1.199	-0.03	0.997	1.196
	CDMA2000 BC10	RC3 SO32 (F+SCH)	Back	5	-	Full	476	817.9	24.12	25.00	1.225	0.01	0.985	1.206
53	CDMA2000 BC10	RC3 SO32 (F+SCH)	Back	5	-	Full	684	823.1	24.16	25.00	1.213	-0.06	1.050	1.274
	CDMA2000 BC10	RC3 SO32 (F+SCH)	Back	5	Headset	Full	684	823.1	24.16	25.00	1.213	0.02	0.738	0.895
	CDMA2000 BC0	RC3 SO32 (F+SCH)	Front	5	-	Full	384	836.52	24.37	25.00	1.156	-0.05	0.995	1.150
	CDMA2000 BC0	RC3 SO32 (F+SCH)	Front	5	-	Full	1013	824.7	24.27	25.00	1.183	-0.04	0.905	1.071
	CDMA2000 BC0	RC3 SO32 (F+SCH)	Front	5	-	Full	777	848.31	24.31	25.00	1.172	-0.07	1.090	1.278
54	CDMA2000 BC0	RC3 SO32 (F+SCH)	Back	5	-	Full	384	836.52	24.37	25.00	1.156	-0.03	1.200	1.387
	CDMA2000 BC0	RC3 SO32 (F+SCH)	Back	5	-	Full	1013	824.7	24.27	25.00	1.183	0.07	1.000	1.183
	CDMA2000 BC0	RC3 SO32 (F+SCH)	Back	5	-	Full	777	848.31	24.31	25.00	1.172	-0.01	1.040	1.219
	CDMA2000 BC0	RC3 SO32 (F+SCH)	Back	5	Headset	Full	384	836.52	24.37	25.00	1.156	0.05	0.934	1.080
	CDMA2000 BC1	RC3 SO32 (F+SCH)	Front	5	-	Reduced	600	1880	18.57	20.00	1.390	0.04	0.574	0.798
	CDMA2000 BC1	RC3 SO32 (F+SCH)	Back	5	-	Reduced	600	1880	18.57	20.00	1.390	0.05	0.876	1.218
	CDMA2000 BC1	RC3 SO32 (F+SCH)	Back	5	-	Reduced	25	1851.25	18.54	20.00	1.400	0.05	0.860	1.204
	CDMA2000 BC1	RC3 SO32 (F+SCH)	Back	5	-	Reduced	1175	1908.75	18.45	20.00	1.429	0.02	0.947	1.353
55	CDMA2000 BC1	RC3 SO32 (F+SCH)	Back	5	Headset	Reduced	1175	1908.75	18.45	20.00	1.429	0.15	0.996	1.423
	CDMA2000 BC1	RC3 SO32 (F+SCH)	Back	5	Headset	Reduced	600	1880	18.57	20.00	1.390	-0.06	0.926	1.287
	CDMA2000 BC1	RC3 SO32 (F+SCH)	Back	5	Headset	Reduced	25	1851.25	18.54	20.00	1.400	-0.08	0.916	1.282



<FDD LTE SAR>

Plot No.	Band	BW (MHz)	Modulation	RB Size	RB Offset	Test Position	Gap (mm)	Headset	Power Mode	Ch.	Freq. (MHz)	Average Power (dBm)	Tune-Up Limit (dBm)	Tune-up Scaling Factor	Power Drift (dB)	Measured 1g SAR (W/kg)	Reported 1g SAR (W/kg)
	LTE Band 71	20M	QPSK	1	0	Front	5	-	Full	133322	683	23.17	24.00	1.211	0.01	0.505	0.611
	LTE Band 71	20M	QPSK	50	0	Front	5	-	Full	133322	683	22.24	23.00	1.191	-0.02	0.269	0.320
56	LTE Band 71	20M	QPSK	1	0	Back	5	-	Full	133322	683	23.17	24.00	1.211	-0.05	0.757	0.916
	LTE Band 71	20M	QPSK	50	0	Back	5	-	Full	133322	683	22.24	23.00	1.191	-0.02	0.420	0.500
	LTE Band 71	20M	QPSK	100	0	Back	5	-	Full	133322	683	22.18	23.00	1.208	-0.05	0.384	0.464
	LTE Band 12	10M	QPSK	1	0	Front	5	-	Full	23095	707.5	23.09	24.00	1.233	0.02	0.555	0.684
	LTE Band 12	10M	QPSK	25	0	Front	5	-	Full	23095	707.5	22.23	23.00	1.194	-0.01	0.295	0.352
57	LTE Band 12	10M	QPSK	1	0	Back	5	-	Full	23095	707.5	23.09	24.00	1.233	-0.03	0.732	0.903
	LTE Band 12	10M	QPSK	25	0	Back	5	-	Full	23095	707.5	22.23	23.00	1.194	0.01	0.351	0.419
	LTE Band 12	10M	QPSK	50	0	Back	5	-	Full	23095	707.5	22.23	23.00	1.194	0.03	0.449	0.536
	LTE Band 13	10M	QPSK	1	0	Front	5	-	Full	23230	782	22.91	24.00	1.285	0.03	0.617	0.793
	LTE Band 13	10M	QPSK	25	0	Front	5	-	Full	23230	782	21.91	23.00	1.285	0.03	0.346	0.445
58	LTE Band 13	10M	QPSK	1	0	Back	5	-	Full	23230	782	22.91	24.00	1.285	0.02	0.727	0.934
	LTE Band 13	10M	QPSK	25	0	Back	5	-	Full	23230	782	21.91	23.00	1.285	0.01	0.456	0.586
	LTE Band 13	10M	QPSK	50	0	Back	5	-	Full	23230	782	21.87	23.00	1.297	0.03	0.655	0.850
	LTE Band 14	10M	QPSK	1	0	Front	5	-	Full	23330	793	22.74	24.00	1.337	-0.03	0.585	0.782
	LTE Band 14	10M	QPSK	25	0	Front	5	-	Full	23330	793	21.81	23.00	1.315	0.01	0.358	0.471
59	LTE Band 14	10M	QPSK	1	0	Back	5	-	Full	23330	793	22.74	24.00	1.337	0.03	0.857	1.145
	LTE Band 14	10M	QPSK	25	0	Back	5	-	Full	23330	793	21.81	23.00	1.315	0.08	0.423	0.556
	LTE Band 14	10M	QPSK	50	0	Back	5	-	Full	23330	793	21.79	23.00	1.321	-0.03	0.587	0.776
	LTE Band 26	15M	QPSK	1	0	Front	5	-	Full	26865	831.5	23.28	24.00	1.180	-0.06	0.847	1.000
	LTE Band 26	15M	QPSK	1	0	Front	5	-	Full	26965	841.5	23.13	24.00	1.222	0.01	1.050	1.283
60	LTE Band 26	15M	QPSK	1	0	Back	5	-	Full	26865	831.5	23.28	24.00	1.180	0.03	1.180	1.393
	LTE Band 5	10M	QPSK	1	0	Back	5	-	Full	20476+20575	831.6+841.5	23.53	24.00	1.114	0.02	0.908	1.012
	LTE Band 26	15M	QPSK	1	0	Back	5	-	Full	26965	841.5	23.13	24.00	1.222	-0.02	1.070	1.307
	LTE Band 26	15M	QPSK	1	0	Back	5	Headset	Full	26865	831.5	23.28	24.00	1.180	-0.01	0.962	1.135
	LTE Band 66	20M	QPSK	1	0	Front	5	-	Reduced	132322	1745	16.89	18.00	1.291	0.16	0.684	0.883
	LTE Band 66	20M	QPSK	1	0	Front	5	-	Reduced	132072	1720	16.75	18.00	1.334	0.05	0.546	0.728
	LTE Band 66	20M	QPSK	1	0	Front	5	-	Reduced	132572	1770	16.87	18.00	1.297	0.03	0.544	0.706
	LTE Band 66	20M	QPSK	50	0	Front	5	-	Reduced	132322	1745	16.82	18.00	1.312	0.06	0.681	0.894
	LTE Band 66	20M	QPSK	50	0	Front	5	-	Reduced	132072	1720	16.74	18.00	1.337	0.01	0.549	0.734
	LTE Band 66	20M	QPSK	50	0	Front	5	-	Reduced	132572	1770	16.79	18.00	1.321	-0.02	0.537	0.710
	LTE Band 66	20M	QPSK	100	0	Front	5	-	Reduced	132322	1745	16.80	18.00	1.318	0.06	0.543	0.716
	LTE Band 66	20M	QPSK	1	0	Back	5	-	Reduced	132322	1745	16.89	18.00	1.291	0.01	0.987	1.274
	LTE Band 66	20M	QPSK	1	0	Back	5	-	Reduced	132072	1720	16.75	18.00	1.334	0.05	0.948	1.264
	LTE Band 66	20M	QPSK	1	0	Back	5	-	Reduced	132572	1770	16.87	18.00	1.297	0.06	0.989	1.283
	LTE Band 66	20M	QPSK	50	0	Back	5	-	Reduced	132322	1745	16.82	18.00	1.312	0.09	0.986	1.294
	LTE Band 66	20M	QPSK	50	0	Back	5	-	Reduced	132072	1720	16.74	18.00	1.337	0.04	0.952	1.272
61	LTE Band 66	20M	QPSK	50	0	Back	5	-	Reduced	132572	1770	16.79	18.00	1.321	0.13	0.985	1.301
	LTE Band 66	20M	QPSK	100	0	Back	5	-	Reduced	132322	1745	16.80	18.00	1.318	0.01	0.971	1.280
	LTE Band 66	20M	QPSK	50	0	Back	5	Headset	Reduced	132572	1770	16.79	18.00	1.321	0.03	0.935	1.235



Plot No.	Band	BW (MHz)	Modulation	RB Size	RB Offset	Test Position	Gap (mm)	Headset	Power Mode	Ch.	Freq. (MHz)	Average Power (dBm)	Tune-Up Limit (dBm)	Tune-up Scaling Factor	Power Drift (dB)	Measured 1g SAR (W/kg)	Reported 1g SAR (W/kg)
	LTE Band 25	20M	QPSK	1	0	Front	5	-	Reduced	26340	1880	17.98	19.00	1.265	0.1	0.706	0.893
	LTE Band 25	20M	QPSK	1	0	Front	5	-	Reduced	26140	1860	17.95	19.00	1.274	0.03	0.492	0.627
	LTE Band 25	20M	QPSK	1	0	Front	5	-	Reduced	26590	1905	17.53	19.00	1.403	0.01	0.480	0.673
	LTE Band 25	20M	QPSK	50	24	Front	5	-	Reduced	26340	1880	17.79	19.00	1.321	0.11	0.689	0.910
	LTE Band 25	20M	QPSK	50	24	Front	5	-	Reduced	26140	1860	17.76	19.00	1.330	0.09	0.654	0.870
	LTE Band 25	20M	QPSK	50	24	Front	5	-	Reduced	26590	1905	17.56	19.00	1.393	0.01	0.689	0.960
	LTE Band 25	20M	QPSK	100	0	Front	5	-	Reduced	26340	1880	17.67	19.00	1.358	0.09	0.692	0.940
	LTE Band 25	20M	QPSK	1	0	Back	5	-	Reduced	26340	1880	17.98	19.00	1.265	0.02	0.928	1.174
	LTE Band 25	20M	QPSK	1	0	Back	5	-	Reduced	26140	1860	17.95	19.00	1.274	0.07	0.947	1.206
	LTE Band 25	20M	QPSK	1	0	Back	5	-	Reduced	26590	1905	17.53	19.00	1.403	0.04	0.942	1.321
	LTE Band 25	20M	QPSK	50	24	Back	5	-	Reduced	26340	1880	17.79	19.00	1.321	0.11	0.915	1.209
	LTE Band 25	20M	QPSK	50	24	Back	5	-	Reduced	26140	1860	17.76	19.00	1.330	0.06	0.866	1.152
62	LTE Band 25	20M	QPSK	50	24	Back	5	-	Reduced	26590	1905	17.56	19.00	1.393	0.03	0.955	1.330
	LTE Band 25	20M	QPSK	100	0	Back	5	-	Reduced	26340	1880	17.67	19.00	1.358	0.05	0.906	1.231
	LTE Band 25	20M	QPSK	50	24	Back	5	Headset	Reduced	26590	1905	17.56	19.00	1.393	0.01	0.864	1.204
	LTE Band 30	10M	QPSK	1	0	Front	5	-	Reduced	27710	2310	22.07	23.00	1.239	0.17	1.140	1.412
	LTE Band 30	10M	QPSK	25	0	Front	5	-	Reduced	27710	2310	21.94	23.00	1.276	0.03	0.723	0.923
	LTE Band 30	10M	QPSK	50	0	Front	5	-	Reduced	27710	2310	21.90	23.00	1.288	0.01	0.707	0.911
63	LTE Band 30	10M	QPSK	1	0	Back	5	-	Reduced	27710	2310	22.07	23.00	1.239	0.1	1.150	1.425
	LTE Band 30	10M	QPSK	25	0	Back	5	-	Reduced	27710	2310	21.94	23.00	1.276	0.19	0.787	1.005
	LTE Band 30	10M	QPSK	50	0	Back	5	-	Reduced	27710	2310	21.90	23.00	1.288	0.06	0.765	0.986
	LTE Band 30	10M	QPSK	1	0	Back	5	Headset	Reduced	27710	2310	22.07	23.00	1.239	0.04	0.469	0.581
	LTE Band 7	20M	QPSK	1	0	Front	5	-	Reduced	21100	2535	20.06	20.50	1.107	-0.17	0.891	0.986
	LTE Band 7	20M	QPSK	1	0	Front	5	-	Reduced	20850	2510	19.72	20.50	1.197	-0.15	0.926	1.108
	LTE Band 7	20M	QPSK	1	0	Front	5	-	Reduced	21350	2560	19.93	20.50	1.140	-0.02	0.884	1.008
	LTE Band 7	20M	QPSK	50	0	Front	5	-	Reduced	21100	2535	19.91	20.50	1.146	-0.03	0.899	1.030
	LTE Band 7	20M	QPSK	50	0	Front	5	-	Reduced	20850	2510	19.88	20.50	1.153	0.08	0.925	1.067
	LTE Band 7	20M	QPSK	50	0	Front	5	-	Reduced	21350	2560	19.84	20.50	1.164	-0.03	0.882	1.027
	LTE Band 7	20M	QPSK	100	0	Front	5	-	Reduced	21100	2535	19.90	20.50	1.148	0.01	0.919	1.055
	LTE Band 7	20M	QPSK	1	0	Back	5	-	Reduced	21100	2535	20.06	20.50	1.107	-0.08	1.080	1.195
	LTE Band 7	20M	QPSK	1	0	Back	5	-	Reduced	20850	2510	19.72	20.50	1.197	-0.02	1.060	1.269
	LTE Band 7	20M	QPSK	1	0	Back	5	-	Reduced	21350	2560	19.93	20.50	1.140	-0.06	1.180	1.345
	LTE Band 7	20M	QPSK	50	0	Back	5	-	Reduced	21100	2535	19.91	20.50	1.146	-0.11	1.110	1.272
	LTE Band 7	20M	QPSK	50	0	Back	5	-	Reduced	20850	2510	19.88	20.50	1.153	-0.04	1.090	1.257
64	LTE Band 7	20M	QPSK	50	0	Back	5	-	Reduced	21350	2560	19.84	20.50	1.164	-0.14	1.160	1.350
	LTE Band 7	20M	QPSK	100	0	Back	5	-	Reduced	21100	2535	19.90	20.50	1.148	0.02	1.090	1.251
	LTE Band 7	20M	QPSK	50	0	Back	5	Headset	Reduced	21350	2560	19.84	20.50	1.164	0.01	0.223	0.260



<TDD LTE SAR>

Plot No.	Band	BW (MHz)	Modulation	RB Size	RB Offset	Test Position	Gap (mm)	Headset	Power Mode	Power Class	Ch.	Freq. (MHz)	Average Power (dBm)	Tune-Up Limit (dBm)	Tune-up Scaling Factor	Duty Cycle %	Duty Cycle Scaling Factor	Power Drift (dB)	Measured 1g SAR (W/kg)	Reported 1g SAR (W/kg)
	LTE Band 41	20M	QPSK	1	0	Front	5	-	Full	3	40620	2593	22.98	24.00	1.265	62.9	1.006	0.1	0.812	1.033
	LTE Band 41	20M	QPSK	1	0	Front	5	-	Full	3	39750	2506	22.66	24.00	1.361	62.9	1.006	0.01	0.990	1.356
	LTE Band 41	20M	QPSK	1	0	Front	5	-	Full	3	40185	2549.5	22.78	24.00	1.324	62.9	1.006	0.03	1.040	1.386
	LTE Band 41	20M	QPSK	1	0	Front	5	-	Full	3	41055	2636.5	22.88	24.00	1.294	62.9	1.006	0.02	0.780	1.016
	LTE Band 41	20M	QPSK	1	0	Front	5	-	Full	3	41490	2680	22.58	24.00	1.387	62.9	1.006	0.01	0.608	0.848
	LTE Band 41	20M	QPSK	50	0	Front	5	-	Full	3	40620	2593	22.03	23.00	1.250	62.9	1.006	-0.02	0.527	0.663
	LTE Band 41	20M	QPSK	50	0	Front	5	-	Full	3	39750	2506	21.61	23.00	1.377	62.9	1.006	-0.06	0.401	0.556
	LTE Band 41	20M	QPSK	50	0	Front	5	-	Full	3	40185	2549.5	21.73	23.00	1.340	62.9	1.006	-0.03	0.397	0.535
	LTE Band 41	20M	QPSK	50	0	Front	5	-	Full	3	41055	2636.5	21.64	23.00	1.368	62.9	1.006	-0.03	0.286	0.394
	LTE Band 41	20M	QPSK	50	0	Front	5	-	Full	3	41490	2680	21.65	23.00	1.365	62.9	1.006	-0.09	0.221	0.303
	LTE Band 41	20M	QPSK	100	0	Front	5	-	Full	3	40620	2593	22.00	23.00	1.259	62.9	1.006	-0.09	0.356	0.451
	LTE Band 41	20M	QPSK	1	0	Back	5	-	Full	3	40620	2593	22.98	24.00	1.265	62.9	1.006	-0.02	1.070	1.361
	LTE Band 41	20M	QPSK	1	0	Back	5	-	Full	3	39750	2506	22.66	24.00	1.361	62.9	1.006	-0.04	0.978	1.339
	LTE Band 41	20M	QPSK	1	0	Back	5	-	Full	3	40185	2549.5	22.78	24.00	1.324	62.9	1.006	0.07	1.010	1.346
65	LTE Band 41	20M	QPSK	1	0	Back	5	-	Full	3	41055	2636.5	22.88	24.00	1.294	62.9	1.006	-0.03	1.070	1.393
	LTE Band 41	20M	QPSK	1	0	Back	5	-	Full	3	41055+40857	2636.5+2616.7	23.25	24.00	1.189	62.9	1.006	0.04	0.980	1.172
	LTE Band 41	20M	QPSK	1	0	Back	5	-	Full	3	41490	2680	22.58	24.00	1.387	62.9	1.006	0.01	0.888	1.239
	LTE Band 41	20M	QPSK	50	0	Back	5	-	Full	3	40620	2593	22.03	23.00	1.250	62.9	1.006	0.03	0.673	0.846
	LTE Band 41	20M	QPSK	50	0	Back	5	-	Full	3	39750	2506	21.61	23.00	1.377	62.9	1.006	-0.02	0.547	0.758
	LTE Band 41	20M	QPSK	50	0	Back	5	-	Full	3	40185	2549.5	21.73	23.00	1.340	62.9	1.006	0.06	0.559	0.753
	LTE Band 41	20M	QPSK	50	0	Back	5	-	Full	3	41055	2636.5	21.64	23.00	1.368	62.9	1.006	-0.03	0.478	0.658
	LTE Band 41	20M	QPSK	50	0	Back	5	-	Full	3	41490	2680	21.65	23.00	1.365	62.9	1.006	-0.03	0.401	0.550
	LTE Band 41	20M	QPSK	100	0	Back	5	-	Full	3	40620	2593	22.00	23.00	1.259	62.9	1.006	-0.01	0.568	0.719
	LTE Band 41	20M	QPSK	1	0	Back	5	Headset	Full	3	41055	2636.5	22.88	24.00	1.294	62.9	1.006	0.02	0.212	0.276



Plot No.	Band	BW (MHz)	Modulation	RB Size	RB Offset	Test Position	Gap (mm)	Headset	Power Mode	Power Class	Ch.	Freq. (MHz)	Average Power (dBm)	Tune-Up Limit (dBm)	Tune-up Scaling Factor	Duty Cycle %	Duty Cycle Scaling Factor	Power Drift (dB)	Measured 1g SAR (W/kg)	Reported 1g SAR (W/kg)
	LTE Band 41	20M	QPSK	1	0	Front	5	-	Reduced	2	40620	2593	23.99	24.00	1.002	42.9	1.009	-0.05	0.648	0.655
	LTE Band 41	20M	QPSK	1	0	Front	5	-	Reduced	2	39750	2506	23.65	24.00	1.084	42.9	1.009	0.07	0.723	0.791
	LTE Band 41	20M	QPSK	1	0	Front	5	-	Reduced	2	40185	2549.5	23.57	24.00	1.104	42.9	1.009	0.05	0.718	0.800
	LTE Band 41	20M	QPSK	1	0	Front	5	-	Reduced	2	41055	2636.5	23.63	24.00	1.089	42.9	1.009	-0.08	0.523	0.575
	LTE Band 41	20M	QPSK	1	0	Front	5	-	Reduced	2	41490	2680	23.50	24.00	1.122	42.9	1.009	-0.06	0.405	0.459
	LTE Band 41	20M	QPSK	50	0	Front	5	-	Reduced	2	40620	2593	23.91	24.00	1.021	42.9	1.009	-0.02	0.609	0.627
	LTE Band 41	20M	QPSK	50	0	Front	5	-	Reduced	2	39750	2506	23.67	24.00	1.079	42.9	1.009	0.02	0.689	0.750
	LTE Band 41	20M	QPSK	50	0	Front	5	-	Reduced	2	40185	2549.5	23.63	24.00	1.089	42.9	1.009	0.07	0.673	0.739
	LTE Band 41	20M	QPSK	50	0	Front	5	-	Reduced	2	41055	2636.5	23.67	24.00	1.079	42.9	1.009	0.07	0.495	0.539
	LTE Band 41	20M	QPSK	50	0	Front	5	-	Reduced	2	41490	2680	23.58	24.00	1.102	42.9	1.009	-0.01	0.382	0.425
	LTE Band 41	20M	QPSK	100	0	Front	5	-	Reduced	2	40620	2593	23.89	24.00	1.026	42.9	1.009	-0.02	0.608	0.629
	LTE Band 41	20M	QPSK	1	0	Back	5	-	Reduced	2	40620	2593	23.99	24.00	1.002	42.9	1.009	0.01	0.942	0.953
	LTE Band 41	20M	QPSK	1	0	Back	5	-	Reduced	2	39750	2506	23.65	24.00	1.084	42.9	1.009	-0.06	0.928	1.015
66	LTE Band 41	20M	QPSK	1	0	Back	5	-	Reduced	2	40185	2549.5	23.57	24.00	1.104	42.9	1.009	0.04	0.949	1.057
	LTE Band 41	20M	QPSK	1	0	Back	5	-	Reduced	2	41055	2636.5	23.63	24.00	1.089	42.9	1.009	-0.01	0.865	0.950
	LTE Band 41	20M	QPSK	1	0	Back	5	-	Reduced	2	41490	2680	23.50	24.00	1.122	42.9	1.009	-0.05	0.748	0.847
	LTE Band 41	20M	QPSK	50	0	Back	5	-	Reduced	2	40620	2593	23.91	24.00	1.021	42.9	1.009	-0.12	0.905	0.932
	LTE Band 41	20M	QPSK	50	0	Back	5	-	Reduced	2	39750	2506	23.67	24.00	1.079	42.9	1.009	0.06	0.901	0.981
	LTE Band 41	20M	QPSK	50	0	Back	5	-	Reduced	2	40185	2549.5	23.63	24.00	1.089	42.9	1.009	0.04	0.904	0.993
	LTE Band 41	20M	QPSK	50	0	Back	5	-	Reduced	2	41055	2636.5	23.67	24.00	1.079	42.9	1.009	-0.09	0.828	0.901
	LTE Band 41	20M	QPSK	50	0	Back	5	-	Reduced	2	41490	2680	23.58	24.00	1.102	42.9	1.009	-0.02	0.702	0.780
	LTE Band 41	20M	QPSK	100	0	Back	5	-	Reduced	2	40620	2593	23.89	24.00	1.026	42.9	1.009	-0.09	0.872	0.902



<WLAN 2.4GHz SAR>

Plot No.	Band	Mode	Test Position	Gap (mm)	Power Mode	Ch.	Freq. (MHz)	Average Power (dBm)	Tune-Up Limit (dBm)	Tune-up Scaling Factor	Duty Cycle %	Duty Cycle Scaling Factor	Power Drift (dB)	Measured 1g SAR (W/kg)	Reported 1g SAR (W/kg)
	WLAN2.4GHz	802.11b 1Mbps	Front	5	Reduced	6	2437	20.72	21.00	1.067	100	1.000	0.02	0.665	0.709
67	WLAN2.4GHz	802.11b 1Mbps	Back	5	Reduced	6	2437	20.72	21.00	1.067	100	1.000	-0.18	0.704	0.751
	WLAN2.4GHz	802.11b 1Mbps	Back	5	Reduced	11	2462	20.66	21.00	1.081	100	1.000	-0.01	0.691	0.747
	WLAN2.4GHz	802.11b 1Mbps	Back	5	Reduced	1	2412	20.55	21.00	1.109	100	1.000	0.09	0.654	0.725

<WLAN 5GHz SAR>

Plot No.	Band	Mode	Test Position	Gap (mm)	Power Mode	Ch.	Freq. (MHz)	Average Power (dBm)	Tune-Up Limit (dBm)	Tune-up Scaling Factor	Duty Cycle %	Duty Cycle Scaling Factor	Power Drift (dB)	Measured 1g SAR (W/kg)	Reported 1g SAR (W/kg)
	WLAN5.2GHz	802.11n-HT40 MCS0	Front	5	Reduced	46	5230	15.53	16.50	1.250	96.3	1.038	0.01	0.437	0.567
	WLAN5.2GHz	802.11n-HT40 MCS0	Back	5	Reduced	46	5230	15.53	16.50	1.250	96.3	1.038	-0.03	0.809	1.050
68	WLAN5.2GHz	802.11n-HT40 MCS0	Back	5	Reduced	38	5190	15.47	16.50	1.268	96.3	1.038	0.01	0.829	1.091
	WLAN5.3GHz	802.11n-HT40 MCS0	Front	5	Reduced	62	5310	17.24	17.50	1.062	96.3	1.038	0.02	0.507	0.559
	WLAN5.3GHz	802.11n-HT40 MCS0	Back	5	Reduced	62	5310	17.24	17.50	1.062	96.3	1.038	-0.09	0.982	1.082
69	WLAN5.3GHz	802.11n-HT40 MCS0	Back	5	Reduced	54	5270	17.10	17.50	1.096	96.3	1.038	-0.05	0.954	1.086
	WLAN5.5GHz	802.11n-HT40 MCS0	Front	5	Reduced	134	5670	15.11	15.50	1.094	96.3	1.038	0.03	0.259	0.294
70	WLAN5.5GHz	802.11n-HT40 MCS0	Back	5	Reduced	134	5670	15.11	15.50	1.094	96.3	1.038	-0.08	0.856	0.972
	WLAN5.5GHz	802.11n-HT40 MCS0	Back	5	Reduced	102	5510	14.24	15.50	1.337	96.3	1.038	-0.04	0.546	0.758
	WLAN5.5GHz	802.11n-HT40 MCS0	Back	5	Reduced	110	5550	13.75	15.50	1.496	96.3	1.038	0.06	0.605	0.940
	WLAN5.8GHz	802.11n-HT40 MCS0	Front	5	Reduced	159	5795	14.38	15.50	1.294	96.3	1.038	0.01	0.166	0.223
	WLAN5.8GHz	802.11n-HT40 MCS0	Back	5	Reduced	159	5795	14.38	15.50	1.294	96.3	1.038	-0.02	0.660	0.887
71	WLAN5.8GHz	802.11n-HT40 MCS0	Back	5	Reduced	151	5755	14.30	15.50	1.349	96.3	1.038	0.05	0.772	1.056

<Bluetooth SAR>

Plot No.	Band	Mode	Test Position	Gap (mm)	Ch.	Freq. (MHz)	Average Power (dBm)	Tune-Up Limit (dBm)	Tune-up Scaling Factor	Duty Cycle %	Duty Cycle Scaling Factor	Power Drift (dB)	Measured 1g SAR (W/kg)	Reported 1g SAR (W/kg)
	Bluetooth	1Mbps	Front	5	0	2402	7.87	8.00	1.030	76.65	1.087	0.03	0.032	0.036
	Bluetooth	1Mbps	Back	5	0	2402	7.87	8.00	1.030	76.65	1.087	0.04	0.034	0.038
72	Bluetooth	1Mbps	Back	5	39	2441	7.31	8.00	1.172	76.65	1.087	-0.01	0.030	0.038
	Bluetooth	1Mbps	Back	5	78	2480	7.57	8.00	1.104	76.65	1.087	0.03	0.031	0.037



15.4 Product specific 10g SAR

<GSM SAR>

Plot No.	Band	Mode	Test Position	Gap (mm)	Power Mode	Ch.	Freq. (MHz)	Average Power (dBm)	Tune-Up Limit (dBm)	Tune-up Scaling Factor	Power Drift (dB)	Measured 10g SAR (W/kg)	Reported 10g SAR (W/kg)
73	GSM850	GPRS 4 Tx slots	Front	0	Full	128	824.2	28.72	29.50	1.197	0.03	1.220	1.460
	GSM850	GPRS 4 Tx slots	Front	0	Full	189	836.4	28.54	29.50	1.247	0.01	0.802	1.000
	GSM850	GPRS 4 Tx slots	Front	0	Full	251	848.8	28.71	29.50	1.199	0.07	0.828	0.993
	GSM850	GPRS 4 Tx slots	Back	0	Full	128	824.2	28.72	29.50	1.197	0.11	0.964	1.154
	GSM850	GPRS 4 Tx slots	Bottom Side	0	Full	128	824.2	28.72	29.50	1.197	0.08	0.535	0.640
	GSM1900	GPRS 3 Tx slots	Front	0	Reduced	512	1850.2	26.24	27.50	1.337	0.07	1.29	1.724
74	GSM1900	GPRS 3 Tx slots	Bottom Side	0	Reduced	512	1850.2	26.24	27.50	1.337	0.07	2.49	3.328
	GSM1900	GPRS 3 Tx slots	Bottom Side	0	Reduced	661	1880	26.13	27.50	1.371	0.09	2.3	3.153
	GSM1900	GPRS 3 Tx slots	Bottom Side	0	Reduced	810	1909.8	26.23	27.50	1.340	0.19	2.1	2.813
	GSM1900	GPRS 3 Tx slots	Back	0	Reduced	512	1850.2	26.24	27.50	1.337	0.08	1.87	2.499
	GSM1900	GPRS 3 Tx slots	Back	0	Reduced	661	1880	26.13	27.50	1.371	-0.1	1.87	2.564
	GSM1900	GPRS 3 Tx slots	Back	0	Reduced	810	1909.8	26.23	27.50	1.340	0.01	1.93	2.586

<WCDMA SAR>

Plot No.	Band	Mode	Test Position	Gap (mm)	Power Mode	Ch.	Freq. (MHz)	Average Power (dBm)	Tune-Up Limit (dBm)	Tune-up Scaling Factor	Power Drift (dB)	Measured 10g SAR (W/kg)	Reported 10g SAR (W/kg)
	WCDMA V	RMC 12.2Kbps	Front	0	Full	4182	836.4	23.43	24.00	1.140	0.14	1.500	1.710
75	WCDMA V	RMC 12.2Kbps	Back	0	Full	4182	836.4	23.43	24.00	1.140	0.03	1.640	1.870
	WCDMA V	RMC 12.2Kbps	Back	0	Full	4132	826.4	23.32	24.00	1.169	0.08	1.100	1.286
	WCDMA V	RMC 12.2Kbps	Back	0	Full	4233	846.6	23.21	24.00	1.199	0.05	1.240	1.487
	WCDMA V	RMC 12.2Kbps	Bottom Side	0	Full	4182	836.4	23.43	24.00	1.140	0.09	1.200	1.368
	WCDMA IV	RMC 12.2Kbps	Front	0	Reduced	1312	1712.4	17.58	19.00	1.387	0.04	1.040	1.442
	WCDMA IV	RMC 12.2Kbps	Back	0	Reduced	1312	1712.4	17.58	19.00	1.387	0.07	1.430	1.983
76	WCDMA IV	RMC 12.2Kbps	Bottom Side	0	Reduced	1312	1712.4	17.58	19.00	1.387	-0.06	2.250	3.120
	WCDMA IV	RMC 12.2Kbps	Bottom Side	0	Reduced	1413	1732.6	17.55	19.00	1.396	-0.03	1.840	2.569
	WCDMA IV	RMC 12.2Kbps	Bottom Side	0	Reduced	1513	1752.6	17.54	19.00	1.400	-0.02	1.830	2.561
	WCDMA II	RMC 12.2Kbps	Front	0	Reduced	9400	1880	19.23	20.50	1.340	0.03	1.150	1.541
	WCDMA II	RMC 12.2Kbps	Back	0	Reduced	9400	1880	19.23	20.50	1.340	-0.02	1.320	1.768
	WCDMA II	RMC 12.2Kbps	Bottom Side	0	Reduced	9400	1880	19.23	20.50	1.340	-0.01	1.770	2.371
77	WCDMA II	RMC 12.2Kbps	Bottom Side	0	Reduced	9262	1852.4	19.03	20.50	1.403	0.05	2.180	3.058
	WCDMA II	RMC 12.2Kbps	Bottom Side	0	Reduced	9538	1907.6	19.20	20.50	1.349	0.05	1.870	2.523



<CDMA SAR>

Plot No.	Band	Mode	Test Position	Gap (mm)	Power Mode	Ch.	Freq. (MHz)	Average Power (dBm)	Tune-Up Limit (dBm)	Tune-up Scaling Factor	Power Drift (dB)	Measured 10g SAR (W/kg)	Reported 10g SAR (W/kg)
78	CDMA2000 BC10	RTAP 153.6Kbps	Back	0	Full	580	820.5	24.22	25.00	1.197	0.06	1.420	1.699
	CDMA2000 BC10	RTAP 153.6Kbps	Bottom Side	0	Full	580	820.5	24.22	25.00	1.197	-0.02	1.020	1.221
79	CDMA2000 BC0	RTAP 153.6Kbps	Back	0	Full	384	836.52	24.68	25.00	1.076	-0.01	1.360	1.464
	CDMA2000 BC0	RTAP 153.6Kbps	Back	0	Full	1013	824.7	24.28	25.00	1.180	-0.11	0.792	0.935
	CDMA2000 BC0	RTAP 153.6Kbps	Back	0	Full	777	848.31	24.32	25.00	1.169	0.03	0.956	1.118
	CDMA2000 BC0	RTAP 153.6Kbps	Bottom Side	0	Full	384	836.52	24.68	25.00	1.076	0.02	0.624	0.672
	CDMA2000 BC1	RTAP 153.6Kbps	Front	0	Reduced	600	1880	19.66	20.50	1.213	0.05	1.030	1.250
	CDMA2000 BC1	RTAP 153.6Kbps	Back	0	Reduced	600	1880	19.66	20.50	1.213	0.02	1.940	2.354
	CDMA2000 BC1	RTAP 153.6Kbps	Back	0	Reduced	25	1851.25	19.51	20.50	1.256	0.13	1.860	2.336
	CDMA2000 BC1	RTAP 153.6Kbps	Back	0	Reduced	1175	1908.75	19.55	20.50	1.245	0.07	2.020	2.514
	CDMA2000 BC1	RTAP 153.6Kbps	Bottom Side	0	Reduced	600	1880	19.66	20.50	1.213	0.09	2.470	2.997
80	CDMA2000 BC1	RTAP 153.6Kbps	Bottom Side	0	Reduced	25	1851.25	19.51	20.50	1.256	0.1	2.620	3.291
	CDMA2000 BC1	RTAP 153.6Kbps	Bottom Side	0	Reduced	1175	1908.75	19.55	20.50	1.245	0.06	2.280	2.837



<FDD LTE SAR>

Plot No.	Band	BW (MHz)	Modulation	RB Size	RB Offset	Test Position	Gap (mm)	Power Mode	Ch.	Freq. (MHz)	Average Power (dBm)	Tune-Up Limit (dBm)	Tune-up Scaling Factor	Power Drift (dB)	Measured 10g SAR (W/kg)	Reported 10g SAR (W/kg)
	LTE Band 26	15M	QPSK	1	0	Front	0	Full	26865	831.5	23.28	24.00	1.180	-0.09	0.925	1.092
	LTE Band 26	15M	QPSK	36	0	Front	0	Full	26865	831.5	22.16	23.00	1.213	0.01	0.546	0.663
81	LTE Band 26	15M	QPSK	1	0	Back	0	Full	26865	831.5	23.28	24.00	1.180	0.14	1.350	1.593
	LTE Band 5	10M	QPSK	1	0	Back	0	Full	20476+20575	831.6+841.5	23.23	24.00	1.194	0.19	0.923	1.102
	LTE Band 26	15M	QPSK	36	0	Back	0	Full	26865	831.5	22.16	23.00	1.213	0.01	1.020	1.238
	LTE Band 26	15M	QPSK	1	0	Bottom Side	0	Full	26865	831.5	23.28	24.00	1.180	0.03	1.100	1.298
	LTE Band 26	15M	QPSK	36	0	Bottom Side	0	Full	26865	831.5	22.16	23.00	1.213	0.03	0.894	1.085
	LTE Band 66	20M	QPSK	1	0	Front	0	Reduced	132322	1745	18.70	20.00	1.349	0.09	1.470	1.983
	LTE Band 66	20M	QPSK	50	0	Front	0	Reduced	132322	1745	18.65	20.00	1.365	0.06	1.460	1.992
	LTE Band 66	20M	QPSK	1	0	Back	0	Reduced	132322	1745	18.70	20.00	1.349	0.03	1.820	2.455
	LTE Band 66	20M	QPSK	1	0	Back	0	Reduced	132572	1770	18.62	20.00	1.374	0.01	1.890	2.597
	LTE Band 66	20M	QPSK	1	0	Back	0	Reduced	132072	1720	18.63	20.00	1.371	0.05	1.710	2.344
	LTE Band 66	20M	QPSK	50	0	Back	0	Reduced	132322	1745	18.65	20.00	1.365	0.07	1.760	2.402
	LTE Band 66	20M	QPSK	50	0	Back	0	Reduced	132072	1720	18.57	20.00	1.390	-0.12	1.800	2.502
	LTE Band 66	20M	QPSK	50	0	Back	0	Reduced	132572	1770	18.63	20.00	1.371	-0.03	1.710	2.344
	LTE Band 66	20M	QPSK	100	0	Back	0	Reduced	132322	1745	18.66	20.00	1.361	0.08	1.740	2.369
	LTE Band 66	20M	QPSK	1	0	Bottom Side	0	Reduced	132572	1770	18.70	20.00	1.349	0.05	2.350	3.170
	LTE Band 66	20M	QPSK	1	0	Bottom Side	0	Reduced	132322	1745	18.62	20.00	1.374	0.04	2.290	3.147
	LTE Band 66	20M	QPSK	1	0	Bottom Side	0	Reduced	132072	1720	18.63	20.00	1.371	0.01	2.240	3.071
	LTE Band 66	20M	QPSK	50	0	Bottom Side	0	Reduced	132322	1745	18.65	20.00	1.365	0.05	2.020	2.756
82	LTE Band 66	20M	QPSK	50	0	Bottom Side	0	Reduced	132072	1720	18.57	20.00	1.390	0.19	2.440	3.391
	LTE Band 66	20M	QPSK	50	0	Bottom Side	0	Reduced	132572	1770	18.63	20.00	1.371	-0.04	2.180	2.989
	LTE Band 66	20M	QPSK	100	0	Bottom Side	0	Reduced	132322	1745	18.66	20.00	1.361	0.05	2.150	2.927
	LTE Band 25	20M	QPSK	1	0	Back	0	Reduced	26340	1880	19.30	20.00	1.175	0.05	1.790	2.103
	LTE Band 25	20M	QPSK	1	0	Back	0	Reduced	26140	1860	19.26	20.00	1.186	0.06	1.730	2.051
	LTE Band 25	20M	QPSK	1	0	Back	0	Reduced	26590	1905	18.89	20.00	1.291	0.01	1.690	2.182
	LTE Band 25	20M	QPSK	50	24	Back	0	Reduced	26340	1880	19.10	20.00	1.230	-0.04	1.810	2.227
	LTE Band 25	20M	QPSK	50	24	Back	0	Reduced	26140	1860	19.03	20.00	1.250	0.09	1.480	1.850
	LTE Band 25	20M	QPSK	50	24	Back	0	Reduced	26590	1905	18.90	20.00	1.288	0.05	1.540	1.984
	LTE Band 25	20M	QPSK	100	0	Back	0	Reduced	26340	1880	19.02	20.00	1.253	0.02	1.400	1.754
	LTE Band 25	20M	QPSK	1	0	Front	0	Reduced	26340	1880	19.30	20.00	1.175	0.03	1.280	1.504
	LTE Band 25	20M	QPSK	50	24	Front	0	Reduced	26340	1880	19.10	20.00	1.230	0.01	1.300	1.599
	LTE Band 25	20M	QPSK	1	0	Bottom Side	0	Reduced	26340	1880	19.30	20.00	1.175	0.05	2.820	3.313
83	LTE Band 25	20M	QPSK	1	0	Bottom Side	0	Reduced	26140	1860	19.26	20.00	1.186	0.1	2.910	3.451
	LTE Band 25	20M	QPSK	1	0	Bottom Side	0	Reduced	26590	1905	18.89	20.00	1.291	0.07	2.470	3.189
	LTE Band 25	20M	QPSK	50	24	Bottom Side	0	Reduced	26340	1880	19.10	20.00	1.230	-0.03	2.430	2.990
	LTE Band 25	20M	QPSK	50	24	Bottom Side	0	Reduced	26140	1860	19.03	20.00	1.250	-0.01	2.590	3.238
	LTE Band 25	20M	QPSK	50	24	Bottom Side	0	Reduced	26590	1905	18.90	20.00	1.288	0.04	2.190	2.821
	LTE Band 25	20M	QPSK	100	0	Bottom Side	0	Reduced	26340	1880	19.02	20.00	1.253	0.08	2.120	2.657



Plot No.	Band	BW (MHz)	Modulation	RB Size	RB Offset	Test Position	Gap (mm)	Power Mode	Ch.	Freq. (MHz)	Average Power (dBm)	Tune-Up Limit (dBm)	Tune-up Scaling Factor	Power Drift (dB)	Measured 10g SAR (W/kg)	Reported 10g SAR (W/kg)
	LTE Band 30	10M	QPSK	1	0	Front	0	Reduced	27710	2310	22.07	23.00	1.239	0.06	1.420	1.759
	LTE Band 30	10M	QPSK	25	0	Front	0	Reduced	27710	2310	21.94	23.00	1.276	0.01	1.020	1.302
84	LTE Band 30	10M	QPSK	1	0	Back	0	Reduced	27710	2310	22.07	23.00	1.239	0.07	2.260	2.800
	LTE Band 30	10M	QPSK	25	0	Back	0	Reduced	27710	2310	21.94	23.00	1.276	0.14	1.540	1.966
	LTE Band 30	10M	QPSK	50	0	Back	0	Reduced	27710	2310	21.90	23.00	1.288	0.03	1.330	1.713
	LTE Band 30	10M	QPSK	1	0	Bottom Side	0	Reduced	27710	2310	22.07	23.00	1.239	0.01	1.400	1.734
	LTE Band 30	10M	QPSK	50	0	Bottom Side	0	Reduced	27710	2310	21.90	23.00	1.288	0.03	1.280	1.649
	LTE Band 7	20M	QPSK	1	0	Back	0	Reduced	21350	2560	21.10	22.00	1.230	0.09	2.060	2.534
85	LTE Band 7	20M	QPSK	1	0	Back	0	Reduced	21100	2535	20.83	22.00	1.309	0.04	2.090	2.736
	LTE Band 7	20M	QPSK	1	0	Back	0	Reduced	20850	2510	20.97	22.00	1.268	0.09	2.070	2.624
	LTE Band 7	20M	QPSK	50	0	Back	0	Reduced	21100	2535	21.08	22.00	1.236	0.01	1.760	2.175
	LTE Band 7	20M	QPSK	50	0	Back	0	Reduced	21350	2560	21.05	22.00	1.245	0.09	1.680	2.091
	LTE Band 7	20M	QPSK	50	0	Back	0	Reduced	20850	2510	20.97	22.00	1.268	0.1	1.810	2.294
	LTE Band 7	20M	QPSK	100	0	Back	0	Reduced	21100	2535	21.06	22.00	1.242	0.04	1.730	2.148
	LTE Band 7	20M	QPSK	1	0	Front	0	Reduced	21350	2560	21.10	22.00	1.230	0.04	1.550	1.907
	LTE Band 7	20M	QPSK	1	0	Front	0	Reduced	21100	2535	20.83	22.00	1.309	0.05	1.580	2.069
	LTE Band 7	20M	QPSK	1	0	Front	0	Reduced	20850	2510	20.97	22.00	1.268	-0.04	1.630	2.066
	LTE Band 7	20M	QPSK	50	0	Front	0	Reduced	21100	2535	21.08	22.00	1.236	-0.05	1.390	1.718
	LTE Band 7	20M	QPSK	100	0	Front	0	Reduced	21100	2535	21.06	22.00	1.242	-0.05	1.360	1.689
	LTE Band 7	20M	QPSK	1	0	Left Side	0	Reduced	21100	2535	21.10	22.00	1.230	0.02	1.690	2.079
	LTE Band 7	20M	QPSK	1	0	Left Side	0	Reduced	20850	2510	20.83	22.00	1.309	-0.1	1.600	2.095
	LTE Band 7	20M	QPSK	1	0	Left Side	0	Reduced	21350	2560	20.97	22.00	1.268	-0.01	1.690	2.142
	LTE Band 7	20M	QPSK	50	0	Left Side	0	Reduced	21100	2535	21.08	22.00	1.236	-0.02	1.490	1.842
	LTE Band 7	20M	QPSK	100	0	Left Side	0	Reduced	21100	2535	21.06	22.00	1.242	0.08	1.470	1.825



<TDD LTE SAR>

Plot No.	Band	BW (MHz)	Modulation	RB Size	RB Offset	Test Position	Gap (mm)	Power Mode	Power Class	Ch.	Freq. (MHz)	Average Power (dBm)	Tune-Up Limit (dBm)	Tune-up Scaling Factor	Duty Cycle %	Duty Cycle Scaling Factor	Power Drift (dB)	Measured 10g SAR (W/kg)	Reported 10g SAR (W/kg)
	LTE Band 41	20M	QPSK	1	0	Front	0	Full	3	40620	2593	22.98	24.00	1.265	62.9	1.006	0.09	1.050	1.336
	LTE Band 41	20M	QPSK	50	0	Front	0	Full	3	40620	2593	22.03	23.00	1.250	62.9	1.006	0.01	0.682	0.858
	LTE Band 41	20M	QPSK	1	0	Back	0	Full	3	40620	2593	22.98	24.00	1.265	62.9	1.006	0.01	1.700	2.163
86	LTE Band 41	20M	QPSK	1	0	Back	0	Full	3	39750	2506	22.66	24.00	1.361	62.9	1.006	0.06	1.790	2.452
	LTE Band 41	20M	QPSK	1	0	Back	0	Full	3	39750+39988	2506+2525.8	22.99	24.00	1.262	62.9	1.006	0.07	1.500	1.904
	LTE Band 41	20M	QPSK	1	0	Back	0	Full	3	40185	2549.5	22.78	24.00	1.324	62.9	1.006	0.08	1.720	2.292
	LTE Band 41	20M	QPSK	1	0	Back	0	Full	3	41055	2636.5	22.88	24.00	1.294	62.9	1.006	0.04	1.330	1.732
	LTE Band 41	20M	QPSK	1	0	Back	0	Full	3	41490	2680	22.58	24.00	1.387	62.9	1.006	-0.01	1.130	1.576
	LTE Band 41	20M	QPSK	50	0	Back	0	Full	3	40620	2593	22.03	23.00	1.250	62.9	1.006	0.01	0.942	1.185
	LTE Band 41	20M	QPSK	100	0	Back	0	Full	3	40620	2593	22.00	23.00	1.259	62.9	1.006	0.03	0.921	1.166
	LTE Band 41	20M	QPSK	1	0	Left Side	0	Full	3	40620	2593	22.98	24.00	1.265	62.9	1.006	-0.01	0.982	1.249
	LTE Band 41	20M	QPSK	50	0	Left Side	0	Full	3	40620	2593	22.03	23.00	1.250	62.9	1.006	0.07	0.700	0.880
	LTE Band 41	20M	QPSK	1	0	Front	0	Reduced	2	40620	2593	25.86	26.00	1.033	42.9	1.009	0.11	1.860	1.938
	LTE Band 41	20M	QPSK	1	0	Front	0	Reduced	2	39750	2506	25.59	26.00	1.099	42.9	1.009	0.01	2.160	2.395
	LTE Band 41	20M	QPSK	1	0	Front	0	Reduced	2	40185	2549.5	25.85	26.00	1.035	42.9	1.009	0.05	2.040	2.131
	LTE Band 41	20M	QPSK	1	0	Front	0	Reduced	2	41055	2636.5	25.61	26.00	1.094	42.9	1.009	-0.01	1.590	1.755
	LTE Band 41	20M	QPSK	1	0	Front	0	Reduced	2	41490	2680	25.39	26.00	1.151	42.9	1.009	-0.08	1.280	1.486
	LTE Band 41	20M	QPSK	50	0	Front	0	Reduced	2	40620	2593	24.91	25.00	1.021	42.9	1.009	0.01	1.200	1.236
	LTE Band 41	20M	QPSK	100	0	Front	0	Reduced	2	40620	2593	24.86	25.00	1.033	42.9	1.009	0.09	0.945	0.985
	LTE Band 41	20M	QPSK	1	0	Back	0	Reduced	2	40620	2593	25.86	26.00	1.033	42.9	1.009	0.02	2.680	2.793
	LTE Band 41	20M	QPSK	1	0	Back	0	Reduced	2	39750	2506	25.59	26.00	1.099	42.9	1.009	0.04	2.350	2.606
87	LTE Band 41	20M	QPSK	1	0	Back	0	Reduced	2	40185	2549.5	25.85	26.00	1.035	42.9	1.009	0.09	2.730	2.851
	LTE Band 41	20M	QPSK	1	0	Back	0	Reduced	2	41055	2636.5	25.61	26.00	1.094	42.9	1.009	-0.06	2.470	2.726
	LTE Band 41	20M	QPSK	1	0	Back	0	Reduced	2	41490	2680	25.39	26.00	1.151	42.9	1.009	-0.07	2.170	2.520
	LTE Band 41	20M	QPSK	50	0	Back	0	Reduced	2	40620	2593	24.91	25.00	1.021	42.9	1.009	0.02	1.460	1.504
	LTE Band 41	20M	QPSK	50	0	Back	0	Reduced	2	39750	2506	24.66	25.00	1.081	42.9	1.009	0.08	1.560	1.702
	LTE Band 41	20M	QPSK	50	0	Back	0	Reduced	2	40185	2549.5	24.81	25.00	1.045	42.9	1.009	0.07	1.490	1.571
	LTE Band 41	20M	QPSK	50	0	Back	0	Reduced	2	41055	2636.5	24.57	25.00	1.104	42.9	1.009	-0.08	1.340	1.493
	LTE Band 41	20M	QPSK	50	0	Back	0	Reduced	2	41490	2680	24.58	25.00	1.102	42.9	1.009	-0.06	1.170	1.300
	LTE Band 41	20M	QPSK	100	0	Back	0	Reduced	2	40620	2593	24.86	25.00	1.033	42.9	1.009	0.01	1.430	1.490
	LTE Band 41	20M	QPSK	1	0	Left Side	0	Reduced	2	40620	2593	25.86	26.00	1.033	42.9	1.009	-0.06	1.900	1.980
	LTE Band 41	20M	QPSK	1	0	Left Side	0	Reduced	2	39750	2506	25.59	26.00	1.099	42.9	1.009	0.02	1.950	2.162
	LTE Band 41	20M	QPSK	1	0	Left Side	0	Reduced	2	40185	2549.5	25.85	26.00	1.035	42.9	1.009	0.04	2.060	2.152
	LTE Band 41	20M	QPSK	1	0	Left Side	0	Reduced	2	41055	2636.5	25.61	26.00	1.094	42.9	1.009	-0.06	1.660	1.832
	LTE Band 41	20M	QPSK	1	0	Left Side	0	Reduced	2	41490	2680	25.39	26.00	1.151	42.9	1.009	-0.05	1.350	1.568
	LTE Band 41	20M	QPSK	50	0	Left Side	0	Reduced	2	40620	2593	24.91	25.00	1.021	42.9	1.009	0.03	1.020	1.051
	LTE Band 41	20M	QPSK	100	0	Left Side	0	Reduced	2	40620	2593	24.86	25.00	1.033	42.9	1.009	-0.15	0.989	1.031



<WLAN 2.4GHz SAR>

Plot No.	Band	Mode	Test Position	Gap (mm)	Power Mode	Ch.	Freq. (MHz)	Average Power (dBm)	Tune-Up Limit (dBm)	Tune-up Scaling Factor	Duty Cycle %	Duty Cycle Scaling Factor	Power Drift (dB)	Measured 10g SAR (W/kg)	Reported 10g SAR (W/kg)
88	WLAN2.4GHz	802.11b 1Mbps	Top Side	0	Full	6	2437	20.72	22.50	1.507	100	1.000	0.02	1.32	1.989

<WLAN 5GHz SAR>

Plot No.	Band	Mode	Test Position	Gap (mm)	Power Mode	Ch.	Freq. (MHz)	Average Power (dBm)	Tune-Up Limit (dBm)	Tune-up Scaling Factor	Duty Cycle %	Duty Cycle Scaling Factor	Power Drift (dB)	Measured 10g SAR (W/kg)	Reported 10g SAR (W/kg)
	WLAN5.2GHz	802.11n-HT40 MCS0	Front	0	Full	46	5230	19.69	20.50	1.205	96.3	1.038	-0.09	1.280	1.601
89	WLAN5.2GHz	802.11n-HT40 MCS0	Back	0	Full	46	5230	19.69	20.50	1.205	96.3	1.038	0.03	2.470	3.090
	WLAN5.2GHz	802.11n-HT40 MCS0	Top Side	0	Full	46	5230	19.69	20.50	1.205	96.3	1.038	0.05	1.570	1.964
	WLAN5.2GHz	802.11n-HT40 MCS0	Back	0	Full	38	5190	18.67	19.50	1.211	96.3	1.038	0.03	1.540	1.935
	WLAN5.3GHz	802.11n-HT40 MCS0	Front	0	Full	54	5270	21.69	22.00	1.074	96.3	1.038	0.03	1.580	1.761
	WLAN5.3GHz	802.11n-HT40 MCS0	Back	0	Full	54	5270	21.69	22.00	1.074	96.3	1.038	0.03	2.710	3.021
	WLAN5.3GHz	802.11n-HT40 MCS0	Right Side	0	Full	54	5270	21.69	22.00	1.074	96.3	1.038	0.02	0.321	0.358
	WLAN5.3GHz	802.11n-HT40 MCS0	Top Side	0	Full	54	5270	21.69	22.00	1.074	96.3	1.038	0.04	1.120	1.249
90	WLAN5.3GHz	802.11n-HT40 MCS0	Back	0	Full	62	5310	19.29	20.00	1.178	96.3	1.038	-0.08	2.530	3.093
	WLAN5.5GHz	802.11n-HT40 MCS0	Front	0	Full	134	5670	19.80	21.50	1.479	96.3	1.038	0.01	0.733	1.125
91	WLAN5.5GHz	802.11n-HT40 MCS0	Back	0	Full	134	5670	19.80	21.50	1.479	96.3	1.038	-0.04	1.980	3.040
	WLAN5.5GHz	802.11n-HT40 MCS0	Right Side	0	Full	134	5670	19.80	21.50	1.479	96.3	1.038	0.01	0.081	0.124
	WLAN5.5GHz	802.11n-HT40 MCS0	Top Side	0	Full	134	5670	19.80	21.50	1.479	96.3	1.038	0.02	0.537	0.824
	WLAN5.5GHz	802.11n-HT40 MCS0	Back	0	Full	102	5510	19.12	20.50	1.374	96.3	1.038	0.01	1.650	2.353
	WLAN5.5GHz	802.11n-HT40 MCS0	Back	0	Full	110	5550	18.70	20.50	1.514	96.3	1.038	0.03	1.320	2.074
	WLAN5.8GHz	802.11n-HT40 MCS0	Back	0	Full	151	5755	17.92	19.00	1.282	96.3	1.038	0.06	1.530	2.037
92	WLAN5.8GHz	802.11n-HT40 MCS0	Back	0	Full	159	5795	17.98	19.00	1.265	96.3	1.038	0.06	1.840	2.416



15.5 Repeated SAR Measurement

<1g SAR>

No.	Band	Mode	BW (MHz)	Modulation	RB Size	RB Offset	Test Position	Gap (mm)	Power Mode	Ch.	Freq. (MHz)	Average Power (dBm)	Tune-Up Limit (dBm)	Tune-up Scaling Factor	Duty Cycle %	Duty Cycle Scaling Factor	Power Drift (dB)	Measured 1g SAR (W/kg)	Ratio	Reported 1g SAR (W/kg)
1st	WLAN5.5GHz	802.11n-HT40 MCS0	-	-	-	-	Left Cheek	0	Reduced	102	5510	17.23	18.00	1.194	96.3	1.038	-0.01	0.958	1	1.187
2nd	WLAN5.5GHz	802.11n-HT40 MCS0	-	-	-	-	Left Cheek	0	Reduced	102	5510	17.23	18.00	1.194	96.3	1.038	-0.01	0.935	1.025	1.159
1st	WCDMA IV	RMC 12.2Kbps	-	-	-	-	Bottom Side	5	Reduced	1513	1752.6	14.62	15.50	1.225	-	1.000	0.05	1.130	1	1.384
2nd	WCDMA IV	RMC 12.2Kbps	-	-	-	-	Bottom Side	5	Reduced	1513	1752.6	14.62	15.50	1.225	-	1.000	0.05	1.110	1.018	1.359
1st	WCDMA II	RMC 12.2Kbps	-	-	-	-	Bottom Side	5	Reduced	9538	1907.6	15.73	16.50	1.194	-	1.000	0.03	1.160	1	1.385
2nd	WCDMA II	RMC 12.2Kbps	-	-	-	-	Bottom Side	5	Reduced	9538	1907.6	15.73	16.50	1.194	-	1.000	0.03	1.138	1.019	1.359
1st	CDMA2000 BC0	RTAP 153.6Kbps	-	-	-	-	Back	5	Full	384	836.52	24.68	25.00	1.076	-	1.000	-0.06	1.240	1	1.335
2nd	CDMA2000 BC0	RTAP 153.6Kbps	-	-	-	-	Back	5	Full	384	836.52	24.68	25.00	1.076	-	1.000	-0.02	1.220	1.016	1.313
1st	LTE Band 30	-	10M	QPSK	1	0	Back	5	Reduced	27710	2310	22.07	23.00	1.239	-	1.000	0.1	1.150	1	1.425
2nd	LTE Band 30	-	10M	QPSK	1	0	Back	5	Reduced	27710	2310	22.07	23.00	1.239	-	1.000	-0.09	1.126	1.021	1.395
1st	LTE Band 7	-	20M	QPSK	1	0	Back	5	Reduced	21350	2560	19.93	20.50	1.140	-	1.000	-0.06	1.180	1	1.345
2nd	LTE Band 7	-	20M	QPSK	1	0	Back	5	Reduced	21350	2560	19.93	20.50	1.140	-	1.000	-0.05	1.120	1.054	1.277
1st	WLAN2.4GHz	802.11b 1Mbps	-	-	-	-	Top Side	5	Reduced	1	2412	20.55	21.00	1.109	100	1.000	0.04	1.020	1	1.131
2nd	WLAN2.4GHz	802.11b 1Mbps	-	-	-	-	Top Side	5	Reduced	1	2412	20.55	21.00	1.109	100	1.000	-0.03	1.010	1.010	1.120
1st	WLAN5.2GHz	802.11n-HT40 MCS0	-	-	-	-	Back	5	Reduced	38	5230	15.47	16.50	1.268	96.3	1.038	0.01	0.829	1	1.091
2nd	WLAN5.2GHz	802.11n-HT40 MCS0	-	-	-	-	Back	5	Reduced	38	5230	15.47	16.50	1.268	96.3	1.038	-0.02	0.823	1.007	1.083
1st	LTE Band 14	-	10M	QPSK	1	0	Back	5	Full	23330	793	22.74	24.00	1.337	-	1.000	0.03	0.857	1	1.145
2nd	LTE Band 14	-	10M	QPSK	1	0	Back	5	Full	23330	793	22.74	24.00	1.337	-	1.000	-0.09	0.848	1.011	1.133
1st	LTE Band 41 Class 3	-	20M	QPSK	1	0	Back	5	Full	41055	2636.5	22.88	24.00	1.294	62.9	1.006	-0.03	1.070	1	1.393
2nd	LTE Band 41 Class 3	-	20M	QPSK	1	0	Back	5	Full	41055	2636.5	22.88	24.00	1.294	62.9	1.006	-0.03	1.000	1.070	1.302
1st	WLAN5.3GHz	802.11n-HT40 MCS0	-	-	-	-	Back	5	Reduced	62	5310	17.24	17.50	1.062	96.3	1.038	-0.09	0.982	1	1.082
2nd	WLAN5.3GHz	802.11n-HT40 MCS0	-	-	-	-	Back	5	Reduced	62	5310	17.24	17.50	1.062	96.3	1.038	0.02	0.980	1.002	1.080

<10g SAR>

No.	Band	Mode	BW (MHz)	Modulation	RB Size	RB Offset	Test Position	Gap (mm)	Power Mode	Ch.	Freq. (MHz)	Average Power (dBm)	Tune-Up Limit (dBm)	Tune-up Scaling Factor	Duty Cycle %	Duty Cycle Scaling Factor	Power Drift (dB)	Measured 10g SAR (W/kg)	Ratio	Reported 10g SAR (W/kg)
1st	LTE Band 66	-	20M	QPSK	50	0	Bottom Side	0	Reduced	132072	1720	18.57	20.00	1.390		1.000	0.19	2.440	1	3.391
2nd	LTE Band 66	-	20M	QPSK	50	0	Bottom Side	0	Reduced	132072	1720	18.57	20.00	1.390		1.000	0.19	2.420	1.008	3.364
1st	LTE Band 25	-	20M	QPSK	1	0	Bottom Side	0	Reduced	26140	1860	19.26	20.00	1.186		1.000	0.1	2.910	1	3.451
2nd	LTE Band 25	-	20M	QPSK	1	0	Bottom Side	0	Reduced	26140	1860	19.26	20.00	1.186		1.000	-0.03	2.880	1.010	3.415
1st	LTE Band 30	-	10M	QPSK	1	0	Back	0	Reduced	27710	2310	22.07	23.00	1.239		1.000	0.07	2.260	1	2.800
2nd	LTE Band 30	-	10M	QPSK	1	0	Back	0	Reduced	27710	2310	22.07	23.00	1.239		1.000	0.02	2.230	1.013	2.763
1st	LTE Band 41 Class 2	-	20M	QPSK	1	0	Back	0	Reduced	40185	2549.5	25.85	26.00	1.035	42.9	1.009	0.09	2.730	1	2.851
2nd	LTE Band 41 Class 2	-	20M	QPSK	1	0	Back	0	Reduced	40185	2549.5	25.85	26.00	1.035	42.9	1.009	-0.01	2.690	1.015	2.810
1st	WLAN5.2GHz	802.11n-HT40 MCS0	-	-	-	-	Back	0	Full	46	5230	19.69	20.50	1.205	96.3	1.038	0.03	2.470	1	3.090
2nd	WLAN5.2GHz	802.11n-HT40 MCS0	-	-	-	-	Back	0	Full	46	5230	19.69	20.50	1.205	96.3	1.038	-0.04	2.450	1.008	3.065
1st	WLAN5.3GHz	802.11n-HT40 MCS0	-	-	-	-	Back	0	Full	62	5310	19.29	20.00	1.178	96.3	1.038	-0.08	2.530	1	3.093
2nd	WLAN5.3GHz	802.11n-HT40 MCS0	-	-	-	-	Back	0	Full	62	5310	19.29	20.00	1.178	96.3	1.038	-0.03	2.510	1.008	3.068
1st	WLAN5.5GHz	802.11n-HT40 MCS0	-	-	-	-	Back	0	Full	134	5670	19.80	21.50	1.479	96.3	1.038	-0.04	1.980	1	3.040
2nd	WLAN5.5GHz	802.11n-HT40 MCS0	-	-	-	-	Back	0	Full	134	5670	19.80	21.50	1.479	96.3	1.038	-0.09	1.970	1.005	3.025



General Note:

1. Per KDB 865664 D01v01r04, for each frequency band, repeated SAR measurement is required only when the measured SAR is $\geq 0.8\text{W/kg}$.
2. Per KDB 865664 D01v01r04, if the ratio among the repeated measurement is ≤ 1.2 and the measured SAR $< 1.45\text{W/kg}$, only one repeated measurement is required.
3. Per KDB 865664 D01v01r04, if the extremity repeated SAR is necessary, the same procedures should be adapted for measurements according to extremity and occupational exposure limits by applying a factor of 2.5 for extremity exposure and a factor of 5 for occupational exposure to the corresponding SAR thresholds.
4. The ratio is the difference in percentage between original and repeated *measured SAR*.
5. All measurement SAR result is scaled-up to account for tune-up tolerance and is compliant.

16. Simultaneous Transmission Analysis

No.	Simultaneous Transmission Configurations	Portable Handset			
		Head	Body-worn	Hotspot	Product specific 10g SAR
1.	GSM Voice + WLAN2.4GHz	Yes	Yes		
2.	GPRS/EDGE + WLAN2.4GHz	Yes	Yes	Yes	Yes
3.	WCDMA + WLAN2.4GHz	Yes	Yes	Yes	Yes
4.	LTE + WLAN2.4GHz	Yes	Yes	Yes	Yes
5.	GSM Voice + WLAN5.3/5.5GHz	Yes	Yes		
6.	GPRS/EDGE + WLAN5.3/5.5GHz	Yes	Yes		Yes
7.	WCDMA + WLAN5.3/5.5GHz	Yes	Yes		Yes
8.	LTE + WLAN5.3/5.5GHz	Yes	Yes		Yes
9.	GSM Voice + WLAN5.2/5.8GHz	Yes	Yes		
10.	GPRS/EDGE + WLAN5.2/5.8GHz	Yes	Yes	Yes	Yes
11.	WCDMA + WLAN5.2/5.8GHz	Yes	Yes	Yes	Yes
12.	LTE + WLAN5.2/5.8GHz	Yes	Yes	Yes	Yes
13.	GSM Voice + Bluetooth	Yes	Yes		
14.	GPRS/EDGE + Bluetooth	Yes	Yes	Yes	Yes
15.	WCDMA + Bluetooth	Yes	Yes	Yes	Yes
16.	LTE + Bluetooth	Yes	Yes	Yes	Yes
17.	Bluetooth + WLAN5.3/5.5GHz	Yes	Yes		Yes
18.	Bluetooth + WLAN5.2/5.8GHz	Yes	Yes	Yes	Yes
19.	GSM Voice + Bluetooth + WLAN5.3/5.5GHz	Yes	Yes		
20.	GPRS/EDGE + Bluetooth + WLAN5.3/5.5GHz	Yes	Yes		Yes
21.	WCDMA + Bluetooth + WLAN5.3/5.5GHz	Yes	Yes		Yes
22.	LTE + Bluetooth + WLAN5.3/5.5GHz	Yes	Yes		Yes
23.	GSM Voice + Bluetooth + WLAN5.2/5.8GHz	Yes	Yes		
24.	GPRS/EDGE + Bluetooth + WLAN5.2/5.8GHz	Yes	Yes	Yes	Yes
25.	WCDMA + Bluetooth + WLAN5.2/5.8GHz	Yes	Yes	Yes	Yes
26.	LTE + Bluetooth + WLAN5.2/5.8GHz	Yes	Yes	Yes	Yes

General Note:

- This device supports VoIP in GPRS, EGPRS, WCDMA, CDMA and LTE (e.g. for 3rd-party VoIP), LTE supports VoLTE operation.
- EUT will choose each GSM, CDMA, WCDMA and LTE according to the network signal condition; therefore, they will not operate simultaneously at any moment.
- This device 2.4GHz WLAN support hotspot operation and Bluetooth support tethering applications.
- This device 2.4GHz WLAN/ 5.2GHz WLAN/5.8GHz WLAN support hotspot operation, and 5.2GHz WLAN/5.8GHz WLAN supports WLAN Direct (GC/GO), and 5.3GHz / 5.5GHz supports WLAN Direct (GC only).
- EUT will choose either WLAN 2.4GHz or WLAN 5GHz according to the network signal condition; therefore, 2.4GHz WLAN and 5GHz WLAN will not operate simultaneously at any moment though they have independent antenna.
- WLAN 2.4GHz and Bluetooth share the same antenna so can't transmit simultaneously.
- For simultaneously analysis, since the SAR summation of 3 transmitters can cover others combination of 2 transmitters, therefore in this section did not additional to evaluate 2TX combination of simultaneously transmission.
- Chose the worst zoom scan SAR of WLAN correspondingly for co-located with WWAN analysis.
- The reported SAR summation is calculated based on the same configuration and test position.
- Per KDB 447498 D01v06, simultaneous transmission SAR is compliant if,
 - 1g Scalar SAR summation < 1.6W/kg and 10g Scalar SAR summation < 4.0W/kg.
 - $SPLSR = (SAR1 + SAR2)^{1.5} / (\text{min. separation distance, mm})$, and the peak separation distance is determined from the square root of $[(x1-x2)^2 + (y1-y2)^2 + (z1-z2)^2]$, where (x1, y1, z1) and (x2, y2, z2) are the coordinates of the extrapolated peak SAR locations in the zoom scan.
 - If $SPLSR \leq 0.04$ for 1g SAR and $SPLSR \leq 0.10$ for 10g SAR, simultaneously transmission SAR measurement is not necessary.
 - Simultaneously transmission SAR measurement, and the reported multi-band 1g SAR < 1.6W/kg and 10g SAR < 4.0W/kg.
 - The SPLSR calculated results please refer to section 16.5.

16.1 Head Exposure Conditions

WWAN Band		Exposure Position	1	2	3	4	1+2	1+3+4
			WWAN	2.4GHz WLAN	5GHz WLAN	Bluetooth	Summed 1g SAR (W/kg)	Summed 1g SAR (W/kg)
			1g SAR (W/kg)	1g SAR (W/kg)	1g SAR (W/kg)	1g SAR (W/kg)		
GSM	GSM850	Right Cheek	0.345	0.41	1.065	0.034	0.76	1.44
		Right Tilted	0.105	0.482	0.773	0.033	0.59	0.91
		Left Cheek	0.175	1.172	1.187	0.081	1.35	1.44
		Left Tilted	0.102	0.751	0.984	0.079	0.85	1.17
	GSM1900	Right Cheek	0.019	0.41	1.065	0.034	0.43	1.12
		Right Tilted	0.016	0.482	0.773	0.033	0.50	0.82
		Left Cheek	0.167	1.172	1.187	0.081	1.34	1.44
		Left Tilted	0.054	0.751	0.984	0.079	0.81	1.12
WCDMA	Band II	Right Cheek	0.156	0.41	1.065	0.034	0.57	1.26
		Right Tilted	0.134	0.482	0.773	0.033	0.62	0.94
		Left Cheek	0.276	1.172	1.187	0.081	1.45	1.54
		Left Tilted	0.132	0.751	0.984	0.079	0.88	1.20
	Band IV	Right Cheek	0.173	0.41	1.065	0.034	0.58	1.27
		Right Tilted	0.162	0.482	0.773	0.033	0.64	0.97
		Left Cheek	0.251	1.172	1.187	0.081	1.42	1.52
		Left Tilted	0.155	0.751	0.984	0.079	0.91	1.22
	Band V	Right Cheek	0.41	0.41	1.065	0.034	0.82	1.51
		Right Tilted	0.195	0.482	0.773	0.033	0.68	1.00
		Left Cheek	0.258	1.172	1.187	0.081	1.43	1.53
		Left Tilted	0.162	0.751	0.984	0.079	0.91	1.23
CDMA2000	BC0	Right Cheek	0.455	0.41	1.065	0.034	0.87	1.55
		Right Tilted	0.174	0.482	0.773	0.033	0.66	0.98
		Left Cheek	0.326	1.172	1.187	0.081	1.50	1.59
		Left Tilted	0.162	0.751	0.984	0.079	0.91	1.23
	BC1	Right Cheek	0.102	0.41	1.065	0.034	0.51	1.20
		Right Tilted	0.085	0.482	0.773	0.033	0.57	0.89
		Left Cheek	0.204	1.172	1.187	0.081	1.38	1.47
		Left Tilted	0.074	0.751	0.984	0.079	0.83	1.14
	BC10	Right Cheek	0.365	0.41	1.065	0.034	0.78	1.46
		Right Tilted	0.174	0.482	0.773	0.033	0.66	0.98
		Left Cheek	0.324	1.172	1.187	0.081	1.50	1.59
		Left Tilted	0.18	0.751	0.984	0.079	0.93	1.24



FCC SAR Test Report

Report No. : FA992001

WWAN Band	Exposure Position	1	2	3	4	1+2			1+3+4			
		WWAN	2.4GHz WLAN	5GHz WLAN	Bluetooth	Summed 1g SAR (W/kg)	Case No	SPLSR	Summed 1g SAR (W/kg)	Case No	SPLSR	
		1g SAR (W/kg)	1g SAR (W/kg)	1g SAR (W/kg)	1g SAR (W/kg)							
LTE	Band 7	Right Cheek	0.338	0.41	1.065	0.034	0.75			1.44		
		Right Tilted	0.375	0.482	0.773	0.033	0.86			1.18		
		Left Cheek	0.574	1.172	1.187	0.081	1.75	#01	0.03	1.84	#02	0.03
		Left Tilted	0.228	0.751	0.984	0.079	0.98			1.29		
	Band 12	Right Cheek	0.302	0.41	1.065	0.034	0.71			1.40		
		Right Tilted	0.126	0.482	0.773	0.033	0.61			0.93		
		Left Cheek	0.289	1.172	1.187	0.081	1.46			1.56		
		Left Tilted	0.157	0.751	0.984	0.079	0.91			1.22		
	Band 13	Right Cheek	0.326	0.41	1.065	0.034	0.74			1.43		
		Right Tilted	0.165	0.482	0.773	0.033	0.65			0.97		
		Left Cheek	0.24	1.172	1.187	0.081	1.41			1.51		
		Left Tilted	0.201	0.751	0.984	0.079	0.95			1.26		
	Band 14	Right Cheek	0.385	0.41	1.065	0.034	0.80			1.48		
		Right Tilted	0.195	0.482	0.773	0.033	0.68			1.00		
		Left Cheek	0.311	1.172	1.187	0.081	1.48			1.58		
		Left Tilted	0.028	0.751	0.984	0.079	0.78			1.09		
	Band 25	Right Cheek	0.13	0.41	1.065	0.034	0.54			1.23		
		Right Tilted	0.165	0.482	0.773	0.033	0.65			0.97		
		Left Cheek	0.281	1.172	1.187	0.081	1.45			1.55		
		Left Tilted	0.215	0.751	0.984	0.079	0.97			1.28		
	Band 26	Right Cheek	0.321	0.41	1.065	0.034	0.73			1.42		
		Right Tilted	0.123	0.482	0.773	0.033	0.61			0.93		
		Left Cheek	0.22	1.172	1.187	0.081	1.39			1.49		
		Left Tilted	0.114	0.751	0.984	0.079	0.87			1.18		
	Band 30	Right Cheek	0.243	0.41	1.065	0.034	0.65			1.34		
		Right Tilted	0.125	0.482	0.773	0.033	0.61			0.93		
		Left Cheek	0.253	1.172	1.187	0.081	1.43			1.52		
		Left Tilted	0.172	0.751	0.984	0.079	0.92			1.24		
	Band 41	Right Cheek	0.257	0.410	1.065	0.034	0.67			1.36		
		Right Tilted	0.224	0.482	0.773	0.033	0.71			1.03		
		Left Cheek	0.468	1.172	1.187	0.081	1.64	#24	0.02	1.74	#03	0.03
		Left Tilted	0.193	0.751	0.984	0.079	0.94			1.26		
	Band 66	Right Cheek	0.164	0.41	1.065	0.034	0.57			1.26		
		Right Tilted	0.126	0.482	0.773	0.033	0.61			0.93		
		Left Cheek	0.258	1.172	1.187	0.081	1.43			1.53		
		Left Tilted	0.078	0.751	0.984	0.079	0.83			1.14		
	Band 71	Right Cheek	0.265	0.41	1.065	0.034	0.68			1.36		
		Right Tilted	0.126	0.482	0.773	0.033	0.61			0.93		
		Left Cheek	0.26	1.172	1.187	0.081	1.43			1.53		
		Left Tilted	0.146	0.751	0.984	0.079	0.90			1.21		



16.2 Hotspot Exposure Conditions

WWAN Band		Exposure Position	1	2	3	4	1+2			1+3+4		
			WWAN	2.4GHz WLAN	5GHz WLAN	Bluetooth	Summed 1g SAR (W/kg)	Case No	SPLSR	Summed 1g SAR (W/kg)	Case No	SPLSR
			1g SAR (W/kg)	1g SAR (W/kg)	1g SAR (W/kg)	1g SAR (W/kg)						
GSM	GSM850	Front	1.223	0.709	0.567	0.036	1.93	#04	0.02	1.83	#05	0.02
		Back	1.379	0.751	1.091	0.038	2.13	#06	0.02	2.51	#07	0.03
		Left side	0.261				0.26			0.26		
		Right side	0.762	0.623	0.567	0.009	1.39			1.34		
		Top side		1.131	1.091	0.052	1.13			1.14		
		Bottom side	1.209				1.21			1.21		
	GSM1900	Front	0.827	0.709	0.567	0.036	1.54			1.43		
		Back	1.314	0.751	1.091	0.038	2.07	#08	0.02	2.44	#09	0.03
		Left side	0.076				0.08			0.08		
		Right side	0.137	0.623	0.266	0.009	0.76			0.41		
		Top side		1.131	0.712	0.052	1.13			0.76		
		Bottom side	1.35				1.35			1.35		
WCDMA	Band II	Front	1.009	0.709	0.567	0.036	1.72	#10	0.01	1.61	#57	0.01
		Back	1.362	0.751	1.091	0.038	2.11	#11	0.02	2.49	#12	0.03
		Left side	0.065				0.07			0.07		
		Right side	0.123	0.623	0.266	0.009	0.75			0.4		
		Top side		1.131	0.712	0.052	1.13			0.76		
		Bottom side	1.385				1.39			1.39		
	Band IV	Front	1.047	0.709	0.567	0.036	1.76	#13	0.01	1.65	#58	0.01
		Back	1.374	0.751	1.091	0.038	2.13	#14	0.02	2.50	#15	0.03
		Left side	0.08				0.08			0.08		
		Right side	0.147	0.623	0.266	0.009	0.77			0.42		
		Top side		1.131	0.712	0.052	1.13			0.76		
		Bottom side	1.384				1.38			1.38		
	Band V	Front	1.275	0.709	0.567	0.036	1.98	#16	0.02	1.88	#17	0.02
		Back	1.382	0.751	1.091	0.038	2.13	#18	0.02	2.51	#19	0.03
		Left side	0.273				0.27			0.27		
		Right side	0.688	0.623	0.266	0.009	1.31			0.96		
		Top side		1.131	0.712	0.052	1.13			0.76		
		Bottom side	1.038				1.04			1.04		



WWAN Band		Exposure Position	1	2	3	4	1+2			1+3+4		
			WWAN	2.4GHz WLAN	5GHz WLAN	Bluetooth	Summed 1g SAR (W/kg)	Case No	SPLSR	Summed 1g SAR (W/kg)	Case No	SPLSR
			1g SAR (W/kg)	1g SAR (W/kg)	1g SAR (W/kg)	1g SAR (W/kg)						
CDMA2000	BC0	Front	1.043	0.709	0.567	0.036	1.75	#20	0.01	1.65	#21	0.01
		Back	1.393	0.751	1.091	0.038	2.14	#22	0.02	2.52	#23	0.03
		Left side	0.25				0.25			0.25		
		Right side	0.581	0.623	0.266	0.009	1.20			0.86		
		Top side		1.131	0.712	0.052	1.13			0.76		
		Bottom side	1.357				1.36			1.36		
	BC1	Front	0.294	0.709	0.567	0.036	1.00			0.9		
		Back	0.488	0.751	1.091	0.038	1.24			1.62	#25	0.01
		Left side	0.052				0.05			0.05		
		Right side	0.082	0.623	0.266	0.009	0.71			0.36		
		Top side		1.131	0.712	0.052	1.13			0.76		
		Bottom side	1.327				1.33			1.33		
	BC10	Front	0.993	0.709	0.567	0.036	1.70	#26	0.01	1.60	#59	0.01
		Back	1.356	0.751	1.091	0.038	2.11	#27	0.02	2.49	#28	0.03
		Left side	0.316				0.32			0.32		
		Right side	0.731	0.623	0.266	0.009	1.35			1.01		
		Top side		1.131	0.712	0.052	1.13			0.76		
		Bottom side	1.271				1.27			1.27		
LTE	Band 7	Front	1.108	0.709	0.567	0.036	1.82	#29	0.02	1.71	#30	0.01
		Back	1.350	0.751	1.091	0.038	2.10	#31	0.02	2.48	#32	0.03
		Left side	1.022				1.02			1.02		
		Right side	0.126	0.623	0.266	0.009	0.75			0.4		
		Top side		1.131	0.712	0.052	1.13			0.76		
		Bottom side	0.501				0.50			0.50		
	Band 12	Front	0.684	0.709	0.567	0.036	1.39			1.29		
		Back	0.903	0.751	1.091	0.038	1.65	#33	0.02	2.03	#34	0.02
		Left side	0.428				0.43			0.43		
		Right side	0.533	0.623	0.266	0.009	1.16			0.81		
		Top side		1.131	0.712	0.052	1.13			0.76		
		Bottom side	0.692				0.69			0.69		
	Band 13	Front	0.793	0.709	0.567	0.036	1.50			1.40		
		Back	0.934	0.751	1.091	0.038	1.69	#35	0.01	2.06	#36	0.02
		Left side	0.388				0.39			0.39		
		Right side	0.745	0.623	0.266	0.009	1.37			1.02		
		Top side		1.131	0.712	0.052	1.13			0.76		
		Bottom side	0.825				0.83			0.83		



FCC SAR Test Report

Report No. : FA992001

WWAN Band	Exposure Position	1	2	3	4	1+2			1+3+4			
		WWAN	2.4GHz WLAN	5GHz WLAN	Bluetooth	Summed 1g SAR (W/kg)	Case No	SPLSR	Summed 1g SAR (W/kg)	Case No	SPLSR	
		1g SAR (W/kg)	1g SAR (W/kg)	1g SAR (W/kg)	1g SAR (W/kg)							
LTE	Band 14	Front	0.782	0.709	0.567	0.036	1.49			1.39		
		Back	1.145	0.751	1.091	0.038	1.90	#37	0.02	2.27	#38	0.02
		Left side	0.377				0.38			0.38		
		Right side	0.722	0.623	0.266	0.009	1.35			1		
		Top side		1.131	0.712	0.052	1.13			0.76		
		Bottom side	0.873				0.87			0.87		
	Band 25	Front	0.960	0.709	0.567	0.036	1.67	#60	0.01	1.56		
		Back	1.330	0.751	1.091	0.038	2.08	#39	0.02	2.46	#40	0.03
		Left side	0.097				0.1			0.1		
		Right side	0.185	0.623	0.266	0.009	0.81			0.46		
		Top side		1.131	0.712	0.052	1.13			0.76		
		Bottom side	1.364				1.36			1.36		
	Band 26	Front	1.000	0.709	0.567	0.036	1.71	#41	0.01	1.60	#42	0.01
		Back	1.393	0.751	1.091	0.038	2.14	#43	0.02	2.52	#44	0.03
		Left side	0.253				0.25			0.25		
		Right side	0.482	0.623	0.266	0.009	1.11			0.76		
		Top side		1.131	0.712	0.052	1.13			0.76		
		Bottom side	1.263				1.31			1.31		
	Band 30	Front	1.412	0.709	0.567	0.036	2.12	#45	0.02	2.02	#46	0.02
		Back	1.425	0.751	1.091	0.038	2.18	#47	0.02	2.55	#48	0.03
		Left side	1.023				1.02			1.02		
		Right side	0.142	0.623	0.266	0.009	0.77			0.42		
		Top side		1.131	0.712	0.052	1.13			0.76		
		Bottom side	1.375				1.38			1.38		
	Band 41	Front	1.386	0.709	0.567	0.036	2.10	#49	0.02	1.99	#50	0.02
		Back	1.393	0.751	1.091	0.038	2.14	#51	0.02	2.52	#52	0.03
		Left side	1.296				1.3			1.3		
		Right side	0.172	0.623	0.266	0.009	0.8			0.45		
		Top side		1.131	0.712	0.052	1.13			0.76		
		Bottom side	0.707				0.71			0.71		
Band 66	Front	0.894	0.709	0.567	0.036	1.60	#61	0.01	1.50			
	Back	1.301	0.751	1.091	0.038	2.05	#53	0.02	2.43	#54	0.03	
	Left side	0.094				0.09			0.09			
	Right side	0.191	0.623	0.266	0.009	0.81			0.47			
	Top side		1.131	0.712	0.052	1.13			0.76			
	Bottom side	1.437				1.44			1.44			
Band 71	Front	0.611	0.709	0.567	0.036	1.32			1.21			
	Back	0.916	0.751	1.091	0.038	1.67	#55	0.02	2.05	#56	0.02	
	Left side	0.366				0.37			0.37			
	Right side	0.558	0.623	0.266	0.009	1.18			0.83			
	Top side		1.131	0.712	0.052	1.13			0.76			
	Bottom side	0.531				0.53			0.53			



16.3 Body-Worn Accessory Exposure Conditions

WWAN Band		Exposure Position	1	2	3	4	1+2			1+3+4		
			WWAN 1g SAR (W/kg)	2.4GHz WLAN 1g SAR (W/kg)	5GHz WLAN 1g SAR (W/kg)	Bluetooth 1g SAR (W/kg)	Summed 1g SAR (W/kg)	Case No	SPLSR	Summed 1g SAR (W/kg)	Case No	SPLSR
GSM	GSM850	Front	1.223	0.709	0.567	0.036	1.93	#04	0.02	1.83	#05	0.02
		Back	1.379	0.751	1.091	0.038	2.13	#06	0.02	2.51	#07	0.03
		Back with Headset	0.952				0.95			0.95		
	GSM1900	Front	0.827	0.709	0.567	0.036	1.54			1.43		
		Back	1.314	0.751	1.091	0.038	2.07	#08	0.02	2.44	#09	0.03
		Back with Headset	1.196				1.20			1.20		
WCDMA	Band II	Front	1.009	0.709	0.567	0.036	1.72	#10	0.01	1.61	#57	0.01
		Back	1.362	0.751	1.091	0.038	2.11	#11	0.02	2.49	#12	0.03
		Back with Headset	1.241				1.24			1.24		
	Band IV	Front	1.047	0.709	0.567	0.036	1.76	#13	0.01	1.65	#58	0.01
		Back	1.374	0.751	1.091	0.038	2.13	#14	0.02	2.50	#15	0.03
		Back with Headset	1.33				1.33			1.33		
	Band V	Front	1.275	0.709	0.567	0.036	1.98	#16	0.02	1.88	#17	0.02
		Back	1.382	0.751	1.091	0.038	2.13	#18	0.02	2.51	#19	0.03
		Back with Headset	0.559				0.56			0.56		
CDMA2000	BC0	Front	1.278	0.709	0.567	0.036	1.99	#62	0.02	1.88	#63	0.02
		Back	1.387	0.751	1.091	0.038	2.14	#64	0.02	2.52	#65	0.03
		Back with Headset	1.08				1.08			1.08		
	BC1	Front	0.798	0.709	0.567	0.036	1.51			1.4		
		Back	1.353	0.751	1.091	0.038	2.10	#66	0.02	2.48	#67	0.03
		Back with Headset	1.423				1.42			1.42		
	BC10	Front	1.121	0.709	0.567	0.036	1.83	#68	0.02	1.72	#69	0.01
		Back	1.274	0.751	1.091	0.038	2.03	#70	0.02	2.40	#71	0.03
		Back with Headset	0.895				0.90			0.90		



WWAN Band	Exposure Position	1	2	3	4	1+2			1+3+4			
		WWAN	2.4GHz WLAN	5GHz WLAN	Bluetooth	Summed 1g SAR (W/kg)	Case No	SPLSR	Summed 1g SAR (W/kg)	Case No	SPLSR	
		1g SAR (W/kg)	1g SAR (W/kg)	1g SAR (W/kg)	1g SAR (W/kg)							
LTE	Band 7	Front	1.108	0.709	0.567	0.036	1.82	#29	0.02	1.71	#30	0.01
		Back	1.35	0.751	1.091	0.038	2.10	#31	0.02	2.48	#32	0.03
		Back with Headset	0.26				0.26			0.26		
	Band 12	Front	0.684	0.709	0.567	0.036	1.39			1.29		
		Back	0.903	0.751	1.091	0.038	1.65	#33	0.02	2.03	#34	0.02
	Band 13	Front	0.793	0.709	0.567	0.036	1.50			1.40		
		Back	0.934	0.751	1.091	0.038	1.69	#35	0.01	2.06	#36	0.02
	Band 14	Front	0.782	0.709	0.567	0.036	1.49			1.39		
		Back	1.145	0.751	1.091	0.038	1.90	#37	0.02	2.27	#38	0.02
	Band 25	Front	0.96	0.709	0.567	0.036	1.67	#60	0.01	1.56		
		Back	1.33	0.751	1.091	0.038	2.08	#39	0.02	2.46	#40	0.03
		Back with Headset	1.204				1.20			1.20		
	Band 26	Front	1.000	0.709	0.567	0.036	1.71	#41	0.01	1.60	#42	0.01
		Back	1.393	0.751	1.091	0.038	2.14	#43	0.02	2.52	#44	0.03
		Back with Headset	1.135				1.14			1.14		
	Band 30	Front	1.412	0.709	0.567	0.036	2.12	#45	0.02	2.02	#46	0.02
		Back	1.425	0.751	1.091	0.038	2.18	#47	0.02	2.55	#48	0.03
		Back with Headset	0.581				0.58			0.58		
	Band 41	Front	1.386	0.709	0.567	0.036	2.10	#49	0.02	1.99	#50	0.02
		Back	1.393	0.751	1.091	0.038	2.14	#51	0.02	2.52	#52	0.03
		Back with Headset	0.276				0.28			0.28		
	Band 66	Front	0.894	0.709	0.567	0.036	1.60	#61	0.01	1.50		
		Back	1.301	0.751	1.091	0.038	2.05	#53	0.02	2.43	#54	0.03
		Back with Headset	1.235				1.24			1.24		
Band 71	Front	0.611	0.709	0.567	0.036	1.32			1.21			
	Back	0.916	0.751	1.091	0.038	1.67	#55	0.02	2.05	#56	0.02	

16.4 Product specific 10g SAR Exposure Conditions

WWAN Band		Exposure Position	1	2	1+2		
			WWAN 10g SAR (W/kg)	5GHz WLAN 10g SAR (W/kg)	Summed 10g SAR (W/kg)	Case No	SPLSR
GSM	GSM850	Front	1.46	1.761	3.22		
		Back	1.154	3.093	4.25	#72	0.06
		Bottom side	0.640		0.64		
	GSM1900	Front	1.724	1.761	3.49		
		Back	2.586	3.093	5.68	#73	0.09
		Bottom side	3.328		3.33		
WCDMA	Band II	Front	1.541	1.761	3.30		
		Back	1.768	3.093	4.86	#74	0.07
		Bottom side	3.058		3.06		
	Band IV	Front	1.442	1.761	3.20		
		Back	1.983	3.093	5.08	#75	0.08
		Bottom side	3.120		3.12		
	Band V	Front	1.710	1.761	3.47		
		Back	1.870	3.093	4.96	#76	0.08
		Bottom side	1.368		1.37		
CDMA2000	BC0	Back	1.464	3.093	4.56	#77	0.06
		Bottom side	0.672		0.67		
	BC1	Front	1.250	1.761	3.01		
		Back	2.514	3.093	5.61	#78	0.09
		Bottom side	3.291		3.29		
	BC10	Back	1.699	3.093	4.79	#79	0.07
Bottom side		1.221		1.22			



WWAN Band		Exposure Position	1	2	1+2		
			WWAN 10g SAR (W/kg)	5GHz WLAN 10g SAR (W/kg)	Summed 10g SAR (W/kg)	Case No	SPLSR
LTE	LTE Band 7	Front	2.069	1.761	3.83		
		Back	2.736	3.093	5.83	#80	0.10
		Left side	2.142		2.14		
	LTE Band 25	Front	1.599	1.761	3.36		
		Back	2.227	3.093	5.32	#81	0.08
		Bottom side	3.451		3.45		
	LTE Band 26	Front	1.092	1.761	2.85		
		Back	1.593	3.093	4.69	#82	0.07
		Bottom side	1.298		1.30		
	LTE Band 30	Front	1.759	1.761	3.52		
		Back	2.800	3.093	5.89	#83	0.10
		Bottom side	1.734		1.73		
	LTE Band 41	Front	2.395	1.761	4.16	#84	0.06
		Back	2.851	3.093	5.94	#85	0.10
		Left side	2.162		2.16		
LTE Band 66	Front	1.992	1.761	3.75			
	Back	2.597	3.093	5.69	#86	0.09	
	Bottom side	3.391		3.39			

Remark:

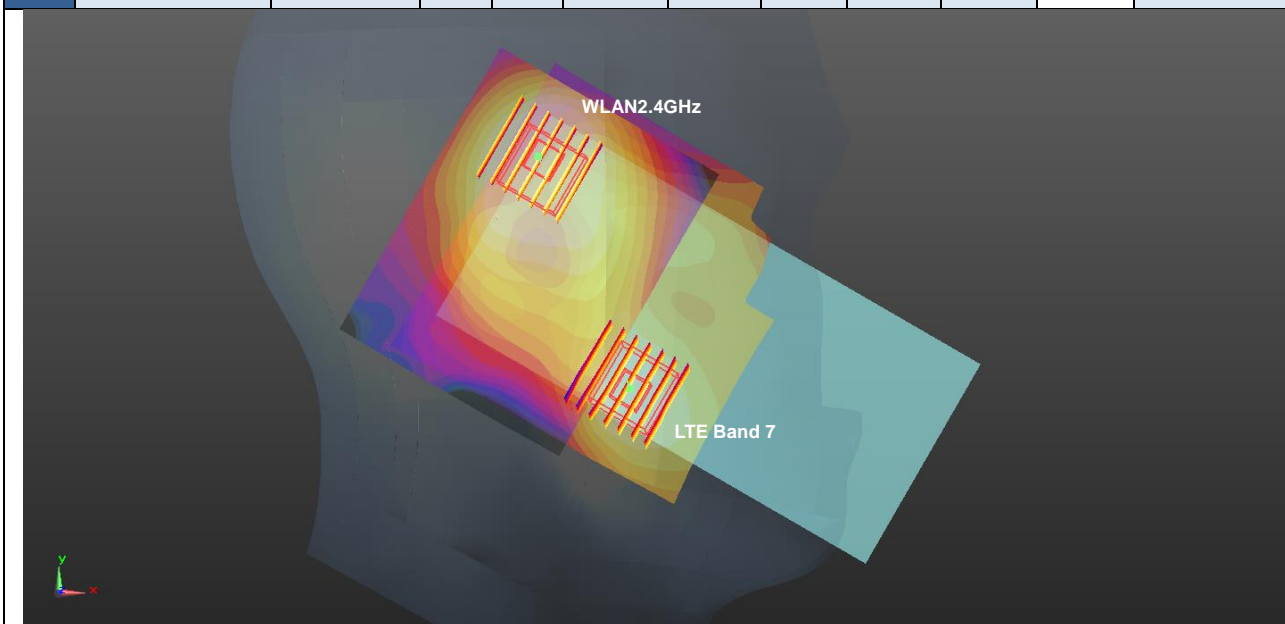
1. For Bluetooth Product specific 10g stand-alone SAR is not required for a transmitter or antenna, due to 1g hotspot SAR is <1.2W/kg.
2. If SPLSR ≤ 0.10 for 10g SAR, simultaneously transmission SAR measurement is not necessary.

16.5 SPLSR Evaluation and Analysis

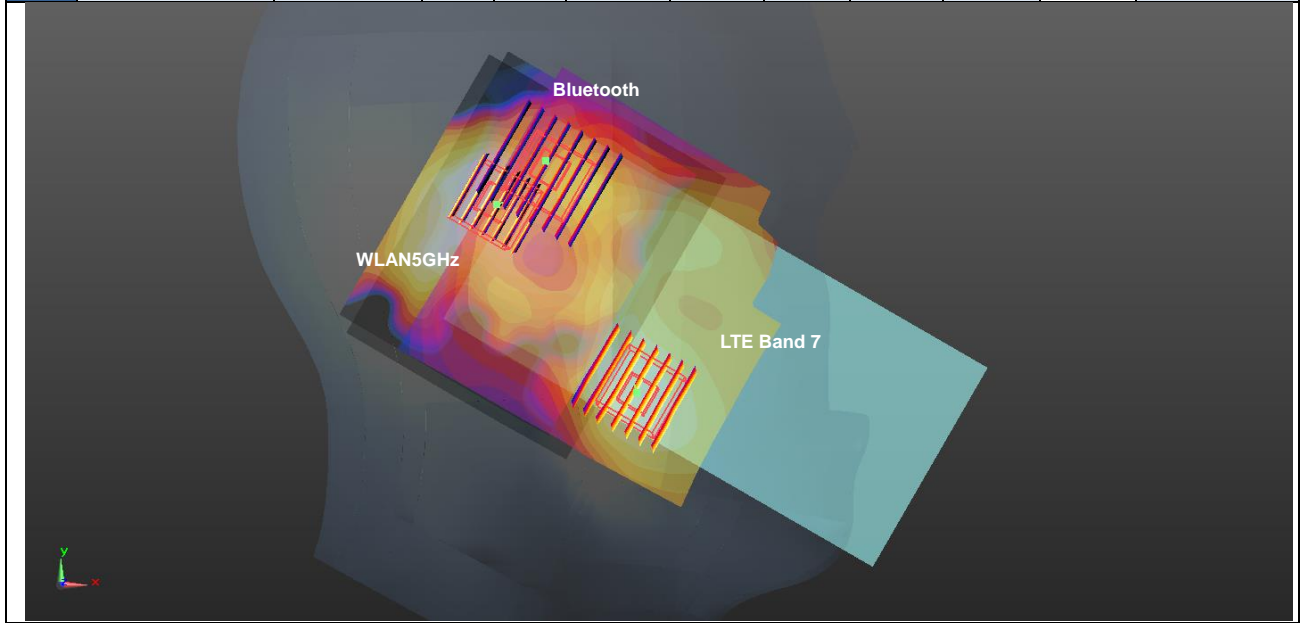
General Note:

1. When standalone SAR is measured for both antennas in the pair, the peak location separation distance is computed by the square root of $[(x1-x2)^2 + (y1-y2)^2 + (z1-z2)^2]$, where $(x1, y1, z1)$ and $(x2, y2, z2)$ are the coordinates in the area scans or extrapolated peak SAR locations in the zoom scans, as appropriate.
2. $SPLSR = (SAR1 + SAR2)1.5 / (\text{min. separation distance, mm})$. If $SPLSR \leq 0.04$ for 1g SAR and $SPLSR \leq 0.10$ for 10g SAR, simultaneously transmission SAR measurement is not necessary.

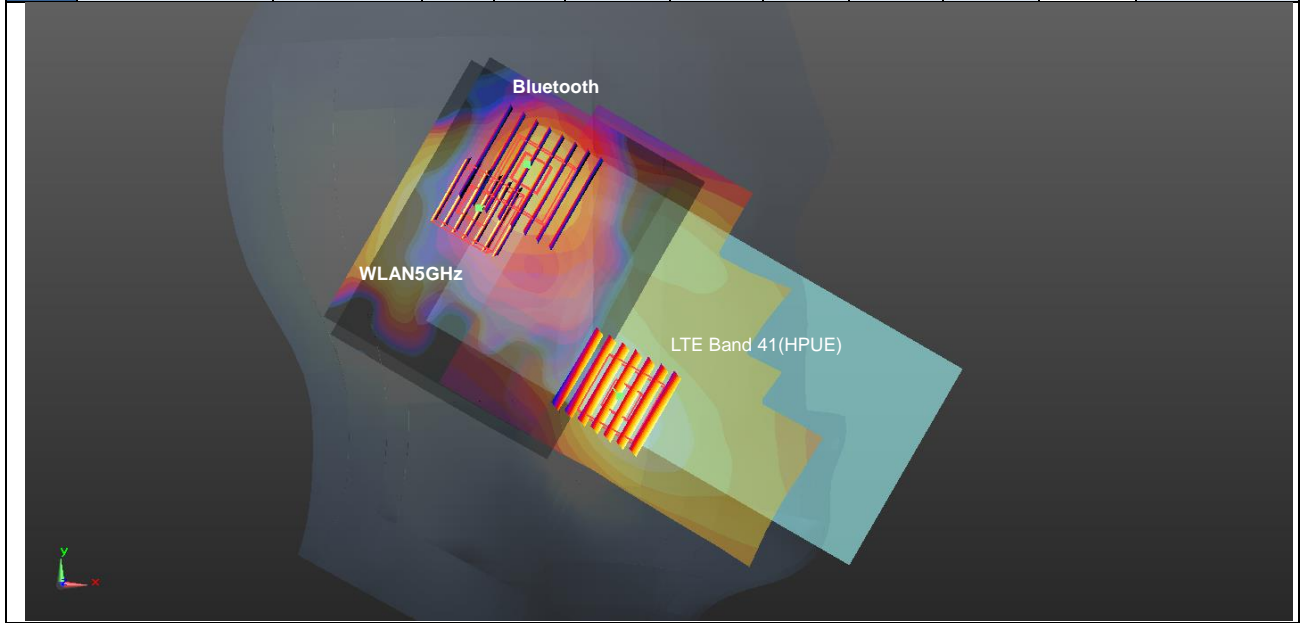
Case #01	Band	Position	SAR (W/kg)	Gap (mm)	SAR peak location (mm)			3D distance (mm)	Summed SAR (W/kg)	SPLSR Results	Simultaneous SAR
					X	Y	Z				
	LTE Band 7	Left Cheek	0.574	0mm	43.26	-58.07	-1.56	83.53	1.75	0.03	Not required
	WLAN 2.4GHz		1.172	0mm	22.17	22.75	-0.55				



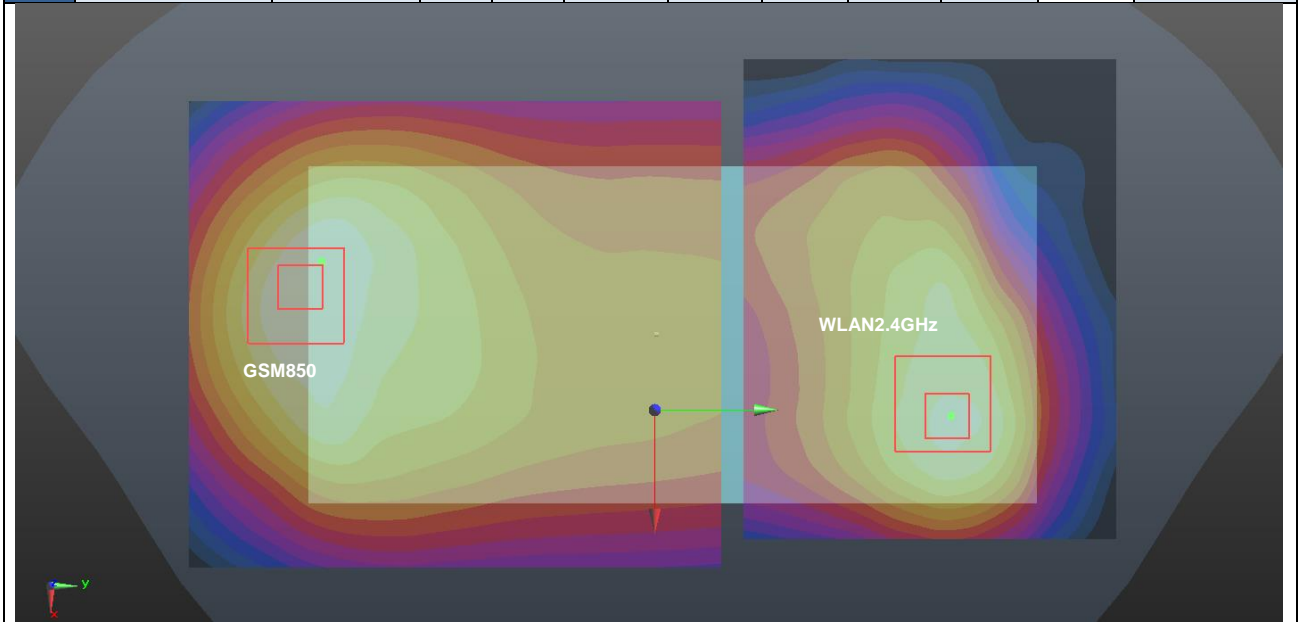
Case #02	Band	Position	SAR (W/kg)	Gap (mm)	SAR peak location (mm)			3D distance (mm)	Summed SAR (W/kg)	SPLSR Results	Simultaneous SAR
					X	Y	Z				
Case #02	LTE Band 7	Left Cheek	0.574	0mm	43.26	-58.07	-1.56	79.32	1.84	0.03	Not required
	Bluetooth		0.081	0mm	24.62	19.03	-0.84				
	WLAN5GHz		1.187	0mm	5.07	6.33	0.33				
	LTE Band 7	Left Cheek	0.574	0mm	43.26	-58.07	-1.56	74.90	1.84	0.03	Not required
	WLAN5GHz		1.187	0mm	5.07	6.33	0.33				
	Bluetooth		0.081	0mm	24.62	19.03	-0.84				



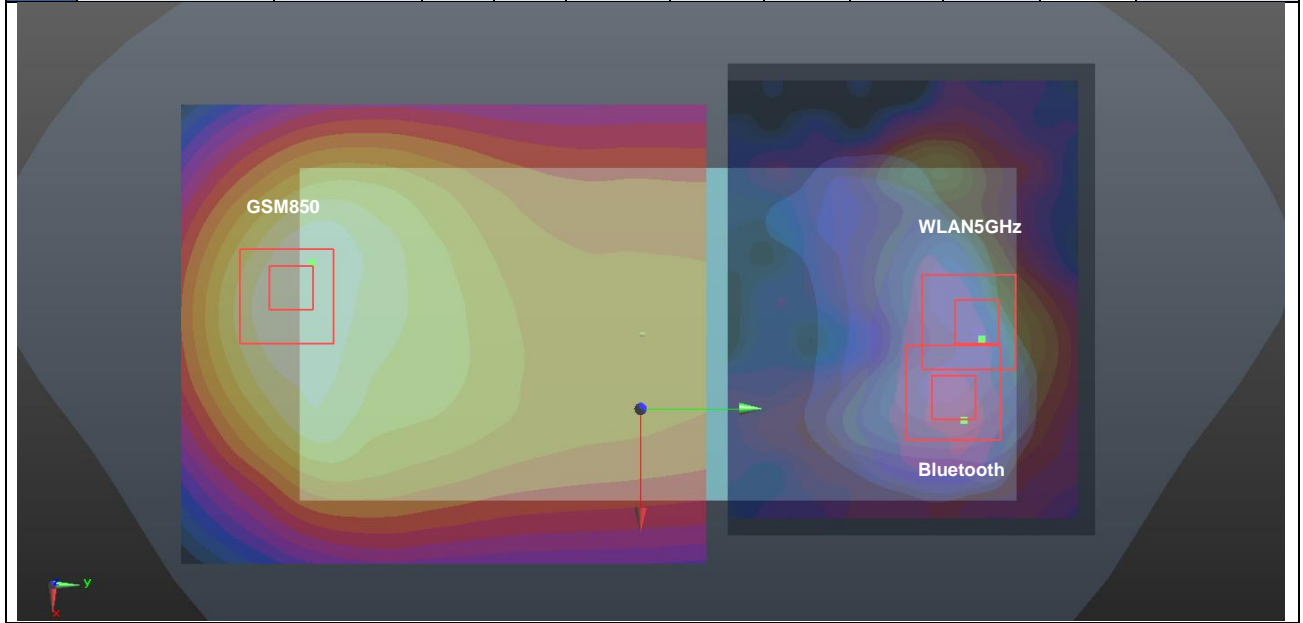
Case #03	Band	Position	SAR (W/kg)	Gap (mm)	SAR peak location (mm)			3D distance (mm)	Summed SAR (W/kg)	SPLSR Results	Simultaneous SAR
					X	Y	Z				
Case #03	LTE Band 41 (HPUE)	Left Cheek	0.468	0mm	44.78	-58.94	-1.59	80.54	1.74	0.03	Not required
	Bluetooth		0.081	0mm	24.62	19.03	-0.84				
	WLAN5GHz		1.187	0mm	5.07	6.33	0.33				
	LTE Band 41 (HPUE)	Left Cheek	0.468	0mm	44.78	-58.94	-1.59	76.42	1.74	0.03	Not required
	WLAN5GHz		1.187	0mm	5.07	6.33	0.33				
	Bluetooth		0.081	0mm	24.62	19.03	-0.84				



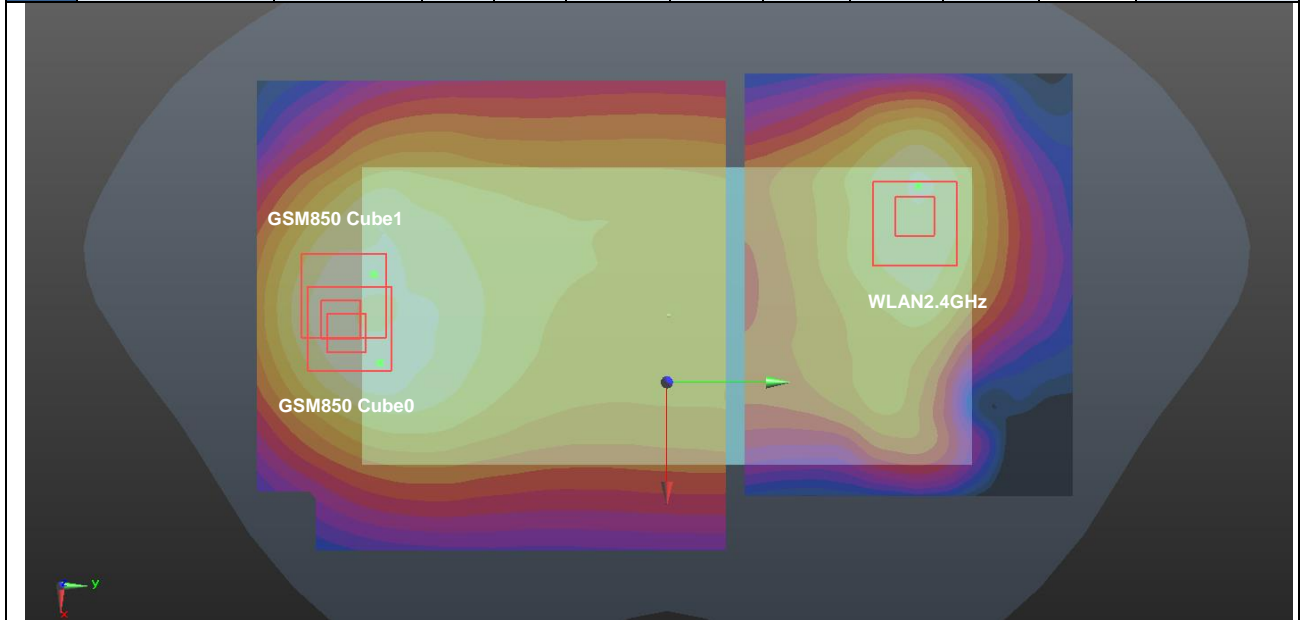
Case #04	Band	Position	SAR (W/kg)	Gap (mm)	SAR peak location (mm)			3D distance (mm)	Summed SAR (W/kg)	SPLSR Results	Simultaneous SAR
					X	Y	Z				
	GSM 850	Front	1.223	5mm	-11.7	-79.8	-0.87	155.15	1.93	0.02	Not required
	WLAN 2.4GHz		0.709	5mm	29.4	69.8	0.74				



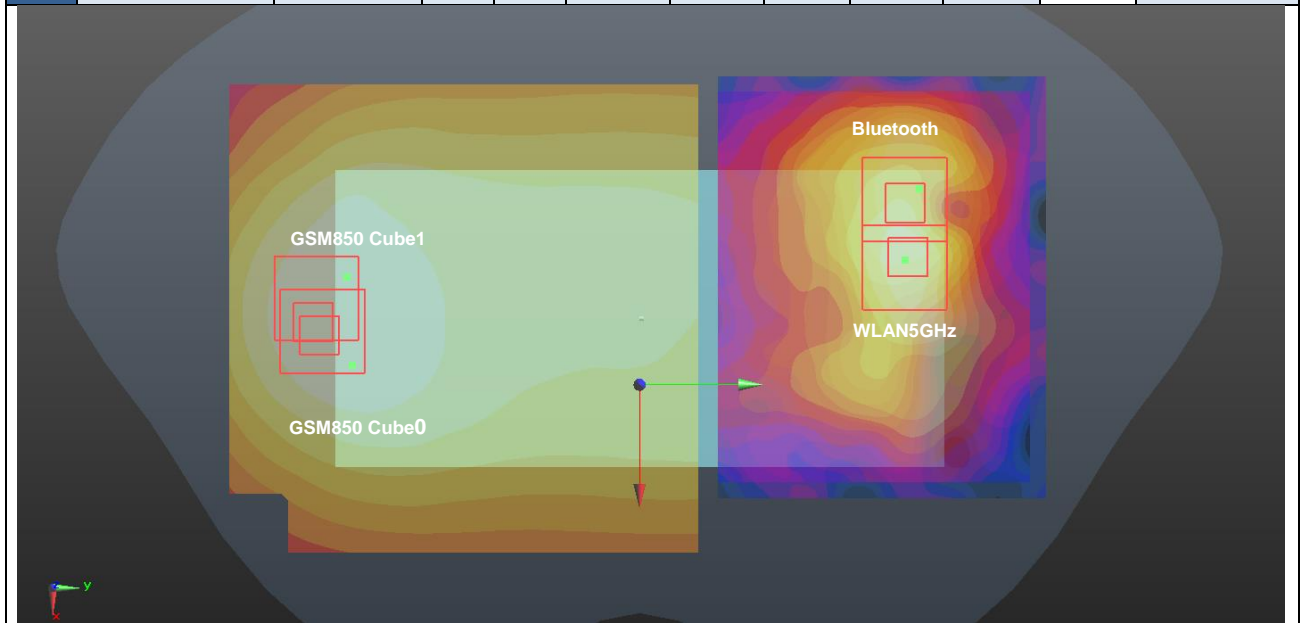
Case #05	Band	Position	SAR (W/kg)	Gap (mm)	SAR peak location (mm)			3D distance (mm)	Summed SAR (W/kg)	SPLSR Results	Simultaneous SAR
					X	Y	Z				
Case #05	GSM 850	Front	1.223	5mm	-11.7	-79.8	-0.87	153.68	1.83	0.02	Not required
	Bluetooth		0.036	5mm	22.6	70	0.7				
	WLAN5GHz		0.567	5mm	4.2	76.4	1.24				
	GSM 850	Front	1.223	5mm	-11.7	-79.8	-0.87	157.02	1.83	0.02	Not required
	WLAN5GHz		0.567	5mm	4.2	76.4	1.24				
	Bluetooth		0.036	5mm	22.6	70	0.7				



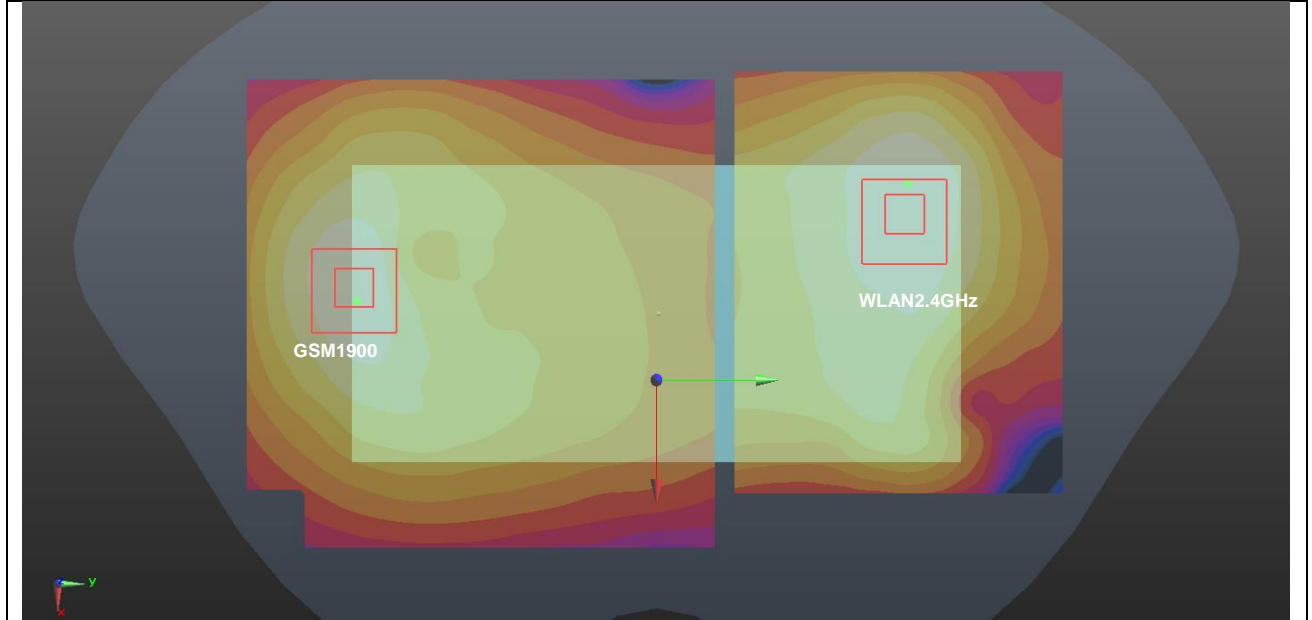
Case #06	Band	Position	SAR (W/kg)	Gap (mm)	SAR peak location (mm)			3D distance (mm)	Summed SAR (W/kg)	SPLSR Results	Simultaneous SAR
					X	Y	Z				
Case #06	GSM 850 Cube0	Back	1.379	5mm	12	-65.5	-1.76	133.62	2.13	0.02	Not required
	WLAN 2.4GHz		0.751	5mm	-19.2	64.4	0.62				
	GSM 850 Cube1	Back	1.343	5mm	5.5	-81.4	-1.67	147.90	2.09	0.02	Not required
	WLAN 2.4GHz		0.751	5mm	-19.2	64.4	0.62				



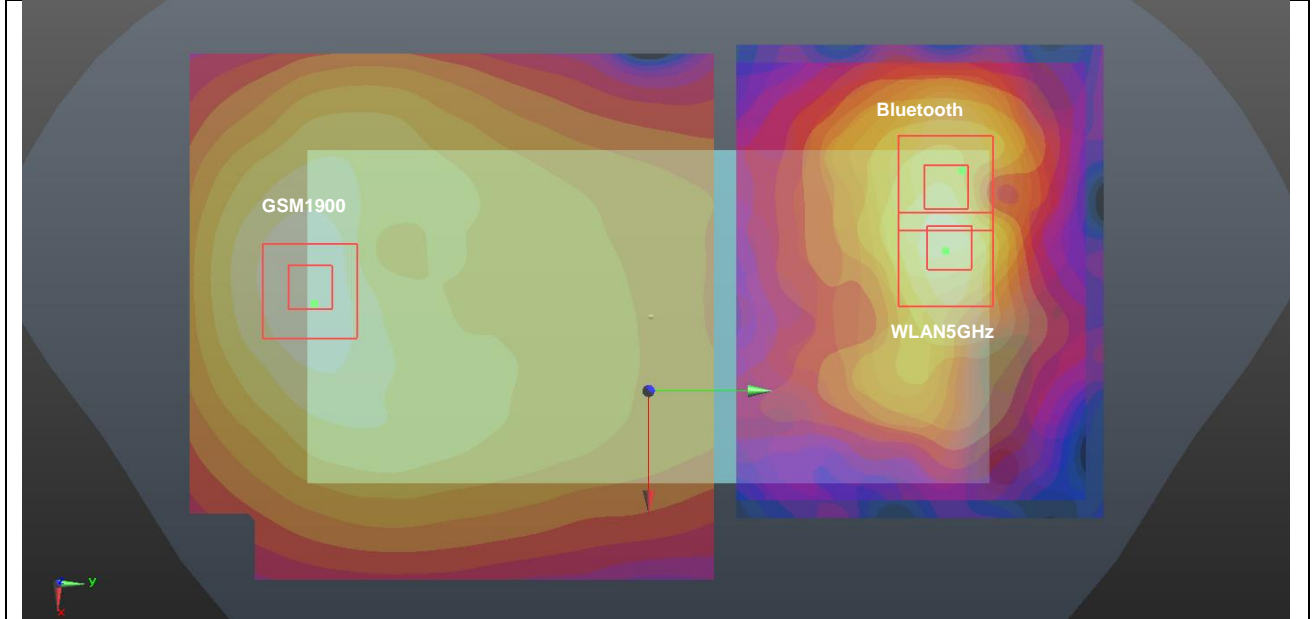
Case #07	Band	Position	SAR (W/kg)	Gap (mm)	SAR peak location (mm)			3D distance (mm)	Summed SAR (W/kg)	SPLSR Results	Simultaneous SAR
					X	Y	Z				
Case #07	GSM 850 Cube0	Back	1.379	5mm	12	-65.5	-1.76	137.20	2.51	0.03	Not required
	Bluetooth		0.038	5mm	-21.2	67.6	0.61				
	WLAN5GHz		1.091	5mm	-7.8	70.4	1.21				
	GSM 850 Cube0	Back	1.379	5mm	12	-65.5	-1.76	137.37	2.51	0.03	Not required
	WLAN5GHz		1.091	5mm	-7.8	70.4	1.21				
	Bluetooth		0.038	5mm	-21.2	67.6	0.61				
	GSM 850 Cube1	Back	1.343	5mm	5.5	-81.4	-1.67	151.39	2.47	0.03	Not required
	Bluetooth		0.038	5mm	-21.2	67.6	0.61				
	WLAN5GHz		1.091	5mm	-7.8	70.4	1.21				
	GSM 850 Cube1	Back	1.343	5mm	5.5	-81.4	-1.67	152.41	2.47	0.03	Not required
	WLAN5GHz		1.091	5mm	-7.8	70.4	1.21				
	Bluetooth		0.038	5mm	-21.2	67.6	0.61				



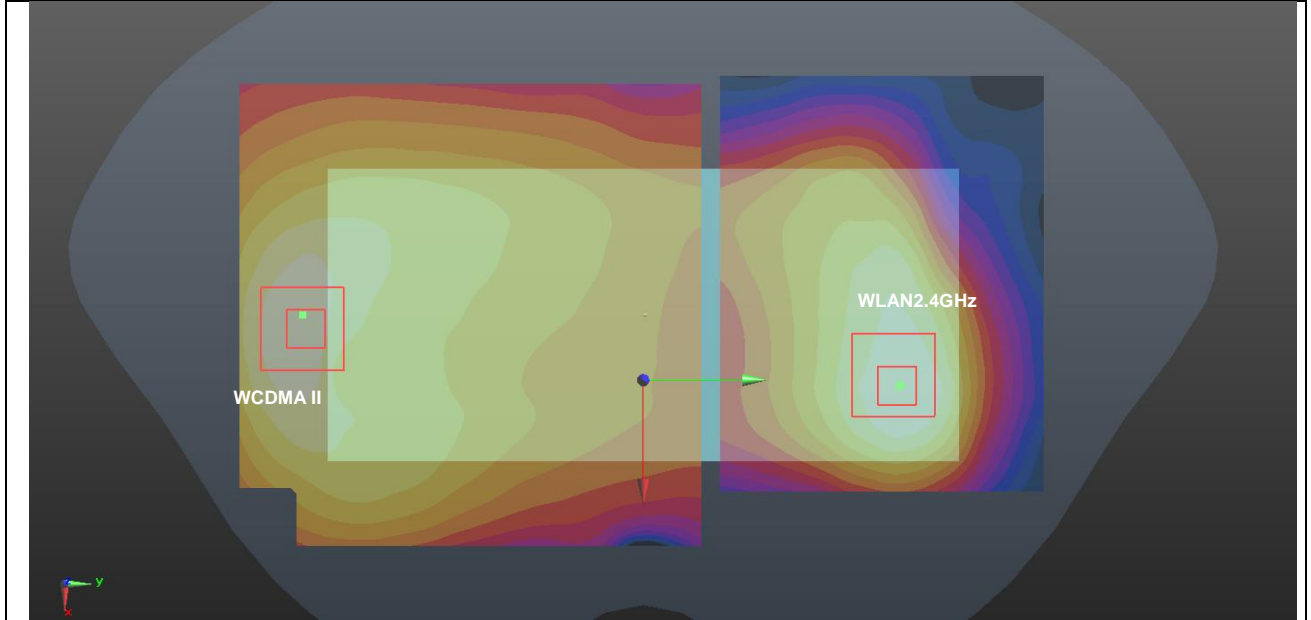
Case #08	Band	Position	SAR (W/kg)	Gap (mm)	SAR peak location (mm)			3D distance (mm)	Summed SAR (W/kg)	SPLSR Results	Simultaneous SAR
					X	Y	Z				
	GSM 1900	Back	1.314	5mm	3.4	-82.9	-1.45	149.04	2.07	0.02	Not required
	WLAN 2.4GHz		0.751	5mm	-19.2	64.4	0.62				



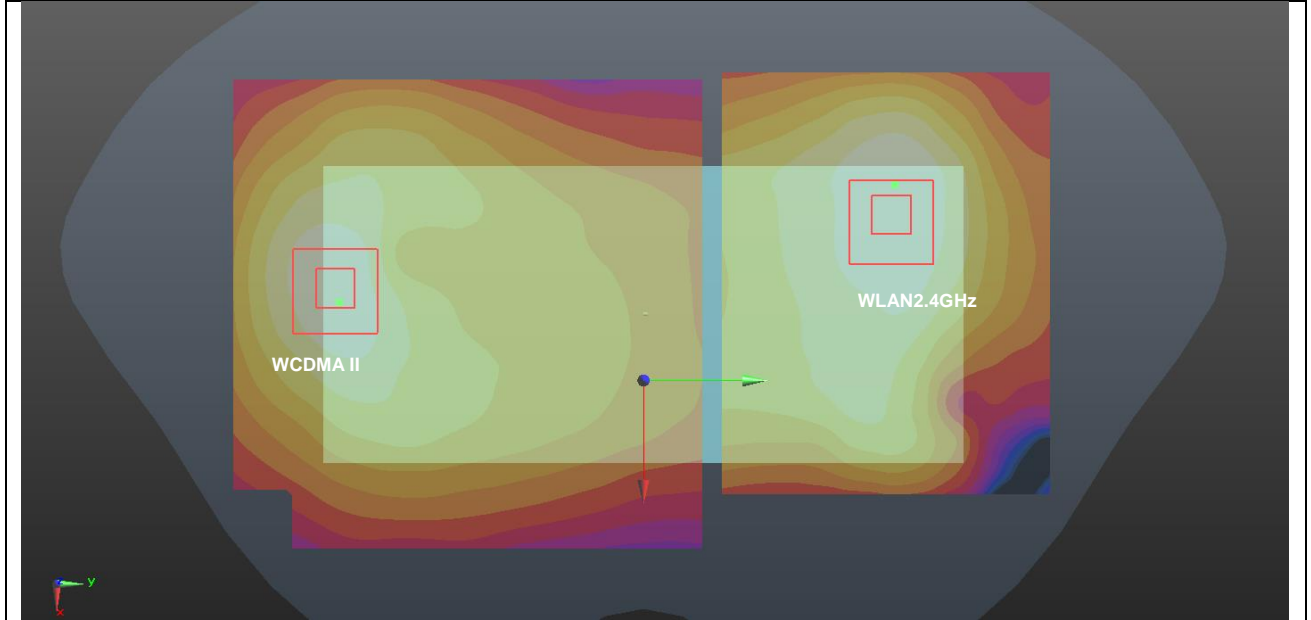
Case #09	Band	Position	SAR (W/kg)	Gap (mm)	SAR peak location (mm)			3D distance (mm)	Summed SAR (W/kg)	SPLSR Results	Simultaneous SAR
					X	Y	Z				
	GSM 1900	Back	1.314	5mm	3.4	-82.9	-1.45	152.51	2.44	0.03	Not required
	Bluetooth		0.038	5mm	-21.2	67.6	0.61				
	WLAN5GHz		1.091	5mm	-7.8	70.4	1.21				
	GSM 1900	Back	1.314	5mm	3.4	-82.9	-1.45	153.73	2.44	0.02	Not required
	WLAN5GHz		1.091	5mm	-7.8	70.4	1.21				
	Bluetooth		0.038	5mm	-21.2	67.6	0.61				



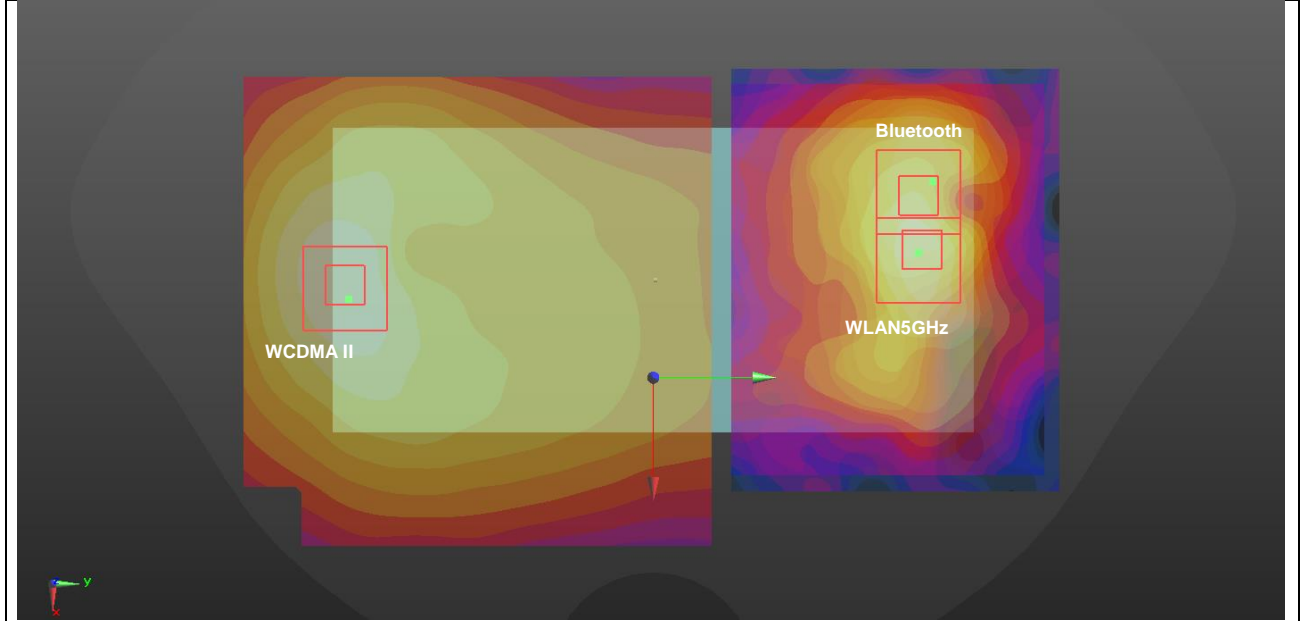
Case #10	Band	Position	SAR (W/kg)	Gap (mm)	SAR peak location (mm)			3D distance (mm)	Summed SAR (W/kg)	SPLSR Results	Simultaneous SAR
					X	Y	Z				
	WCDMA II	Front	1.009	5mm	4.8	-86.9	-1.41	158.63	1.72	0.01	Not required
	WLAN 2.4GHz		0.709	5mm	29.4	69.8	0.74				



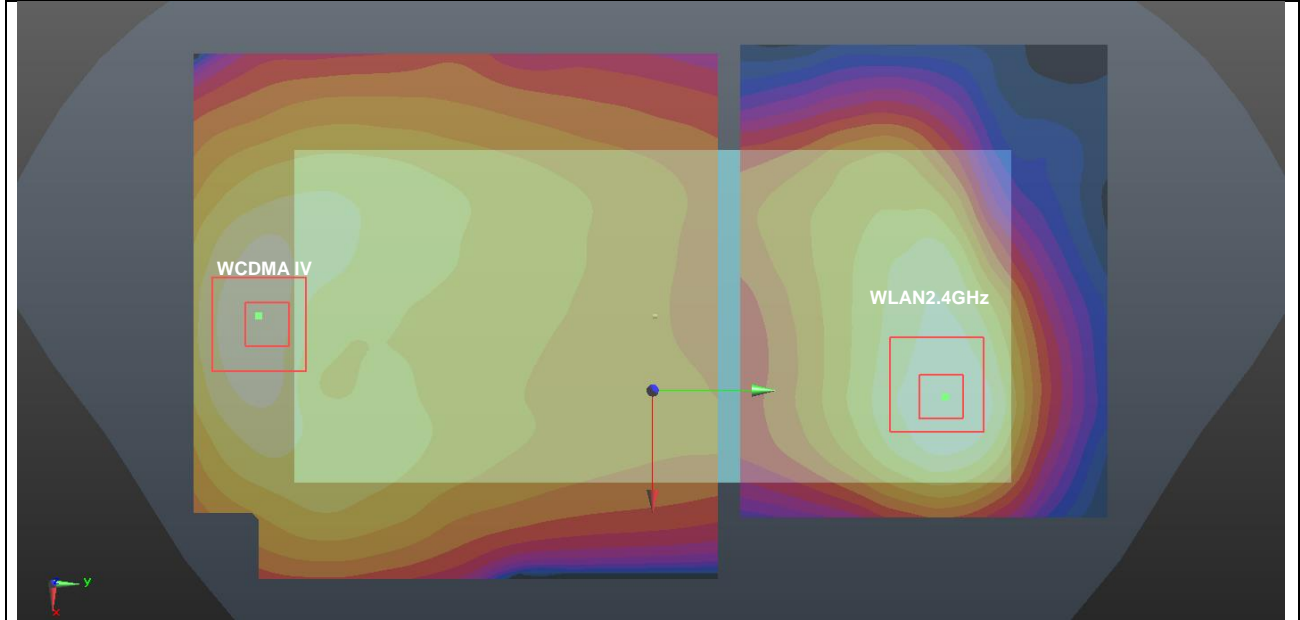
Case #11	Band	Position	SAR (W/kg)	Gap (mm)	SAR peak location (mm)			3D distance (mm)	Summed SAR (W/kg)	SPLSR Results	Simultaneous SAR
					X	Y	Z				
	WCDMA II	Back	1.362	5mm	-7.8	-79.6	-1.54	144.47	2.11	0.02	Not required
	WLAN 2.4GHz		0.751	5mm	-19.2	64.4	0.62				



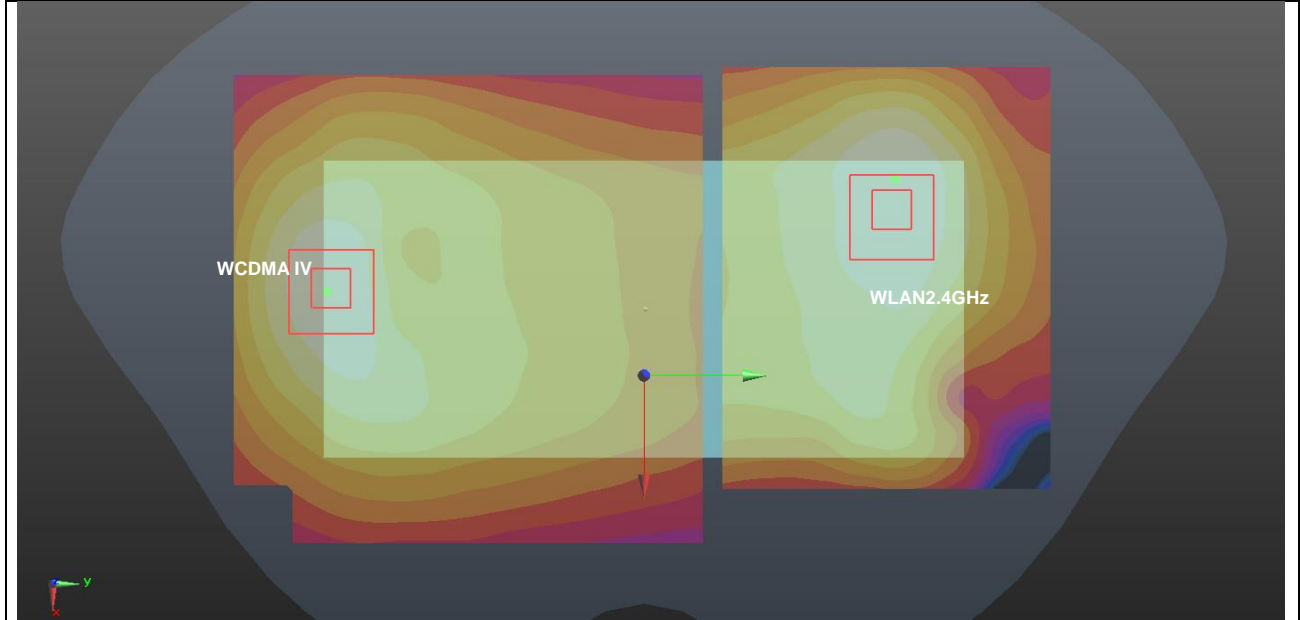
Case #12	Band	Position	SAR (W/kg)	Gap (mm)	SAR peak location (mm)			3D distance (mm)	Summed SAR (W/kg)	SPLSR Results	Simultaneous SAR
					X	Y	Z				
	WCDMA II	Back	1.362	5mm	-7.8	-79.6	-1.54	147.82	2.49	0.03	Not required
	Bluetooth		0.038	5mm	-21.2	67.6	0.61				
	WLAN5GHz		1.091	5mm	-7.8	70.4	1.21				
	WCDMA II	Back	1.362	5mm	-7.8	-79.6	-1.54	150.03	2.49	0.03	Not required
	WLAN5GHz		1.091	5mm	-7.8	70.4	1.21				
	Bluetooth		0.038	5mm	-21.2	67.6	0.61				



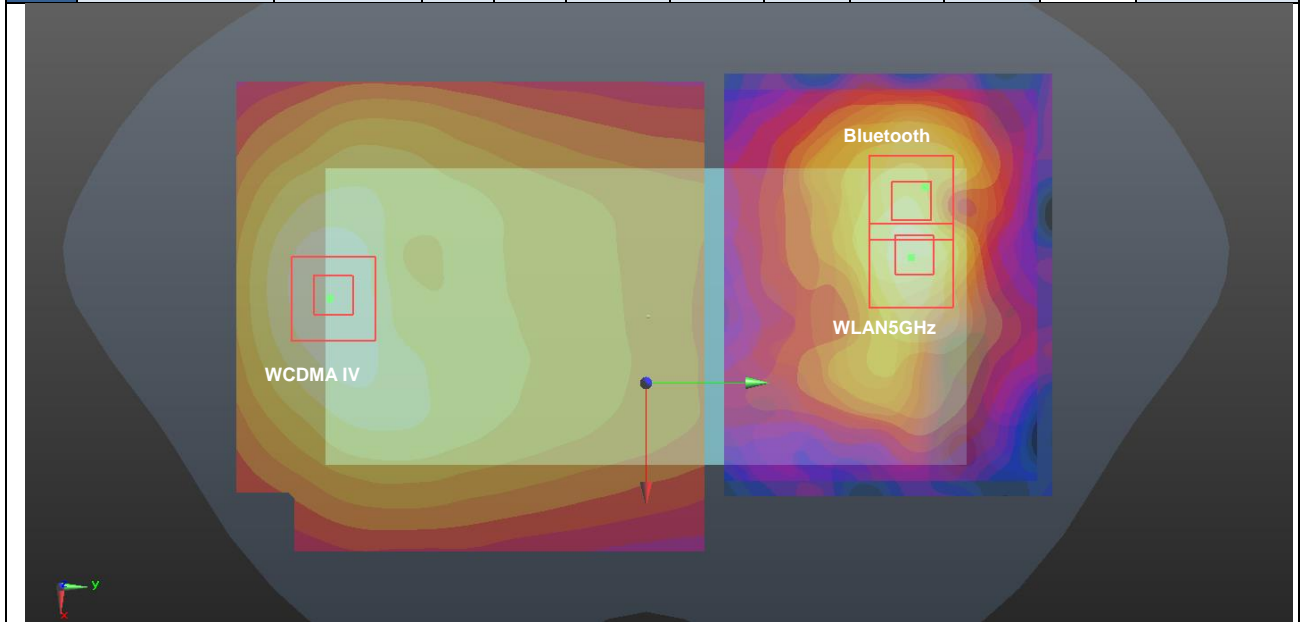
Case #13	Band	Position	SAR (W/kg)	Gap (mm)	SAR peak location (mm)			3D distance (mm)	Summed SAR (W/kg)	SPLSR Results	Simultaneous SAR
					X	Y	Z				
	WCDMA IV	Front	1.047	5mm	3.2	-86.8	-1.36	158.79	1.76	0.01	Not required
	WLAN 2.4GHz		0.709	5mm	29.4	69.8	0.74				



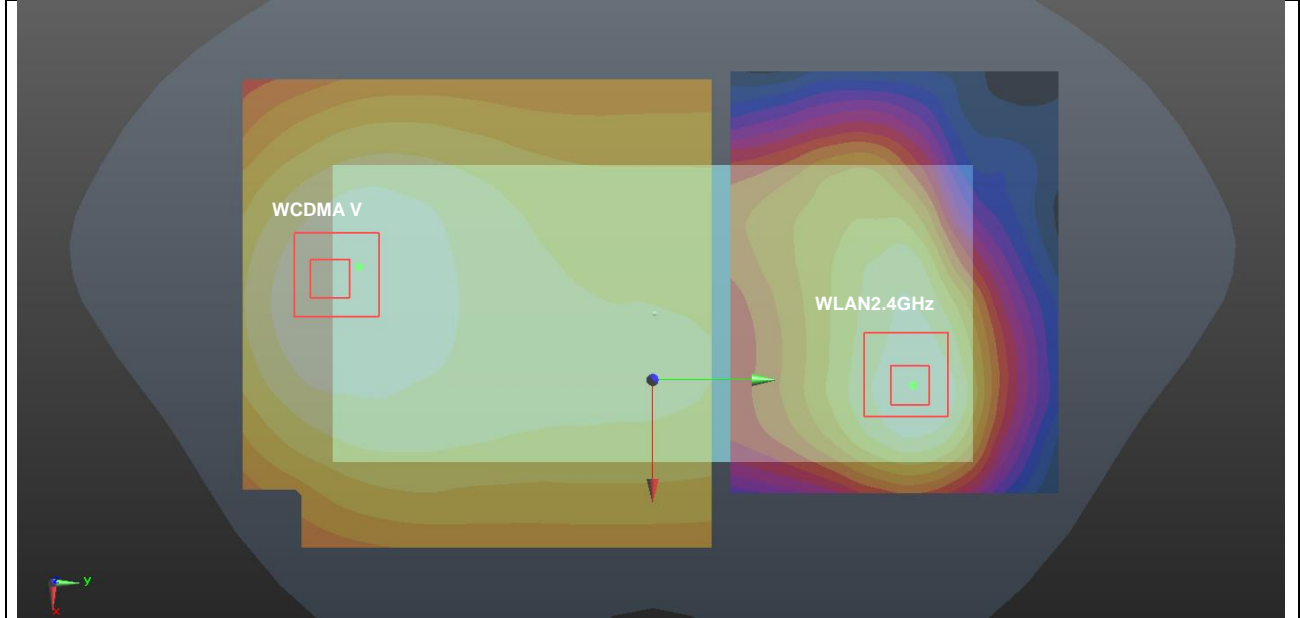
Case #14	Band	Position	SAR (W/kg)	Gap (mm)	SAR peak location (mm)			3D distance (mm)	Summed SAR (W/kg)	SPLSR Results	Simultaneous SAR
					X	Y	Z				
	WCDMA IV	Back	1.374	5mm	-6.1	-79.4	-1.51	144.41	2.13	0.02	Not required
	WLAN 2.4GHz		0.751	5mm	-19.2	64.4	0.62				



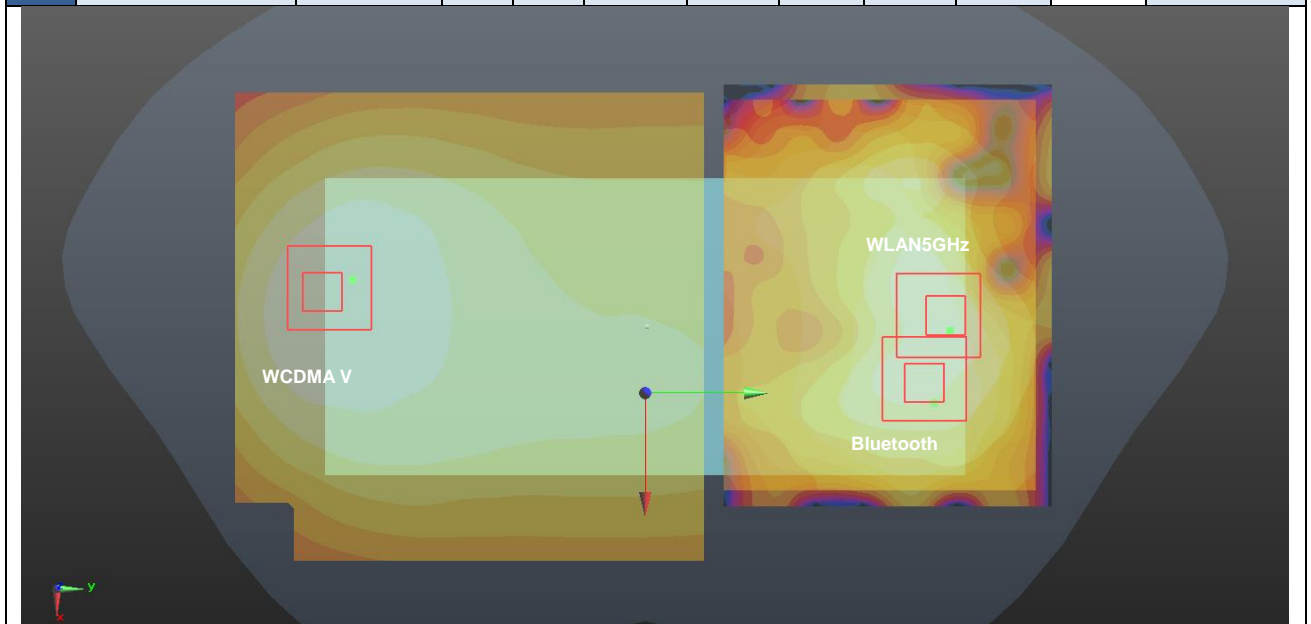
Case #15	Band	Position	SAR (W/kg)	Gap (mm)	SAR peak location (mm)			3D distance (mm)	Summed SAR (W/kg)	SPLSR Results	Simultaneous SAR
					X	Y	Z				
Case #15	WCDMA IV	Back	1.374	5mm	-6.1	-79.4	-1.51	147.79	2.50	0.03	Not required
	Bluetooth		0.038	5mm	-21.2	67.6	0.61				
	WLAN5GHz		1.091	5mm	-7.8	70.4	1.21				
Case #15	WCDMA IV	Back	1.374	5mm	-6.1	-79.4	-1.51	149.83	2.50	0.03	Not required
	WLAN5GHz		1.091	5mm	-7.8	70.4	1.21				
	Bluetooth		0.038	5mm	-21.2	67.6	0.61				



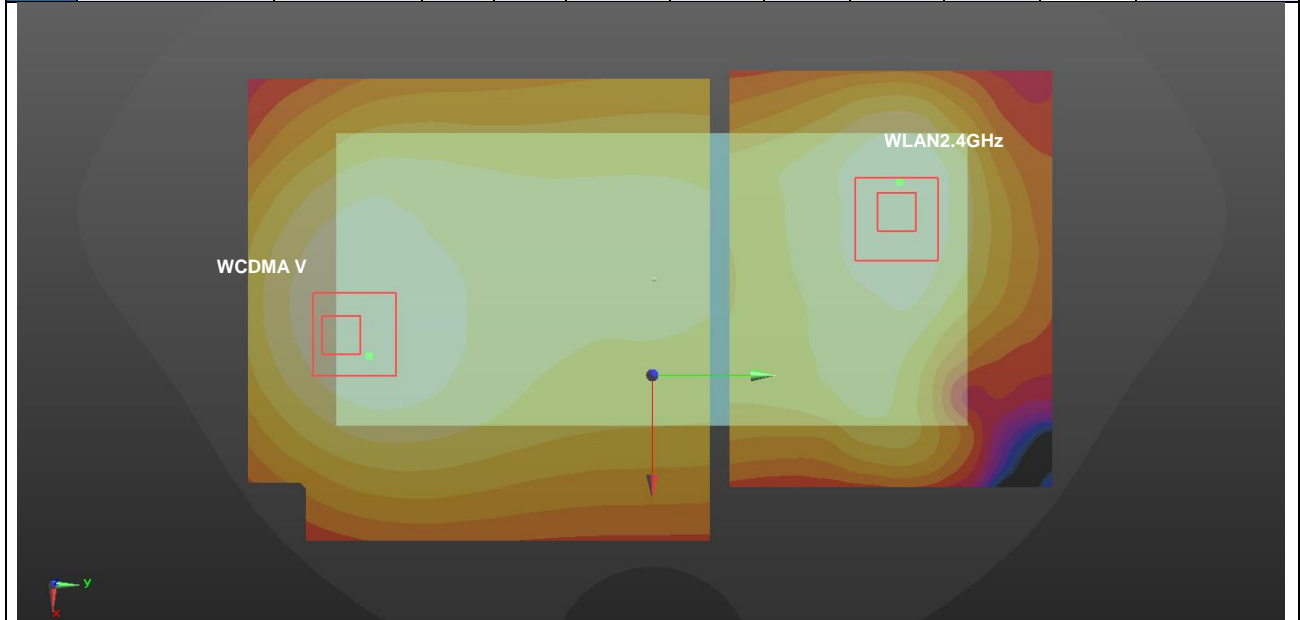
Case #16	Band	Position	SAR (W/kg)	Gap (mm)	SAR peak location (mm)			3D distance (mm)	Summed SAR (W/kg)	SPLSR Results	Simultaneous SAR
					X	Y	Z				
	WCDMA V	Front	1.275	5mm	-8.8	-83	-1.77	157.52	1.98	0.02	Not required
	WLAN 2.4GHz		0.709	5mm	29.4	69.8	0.74				



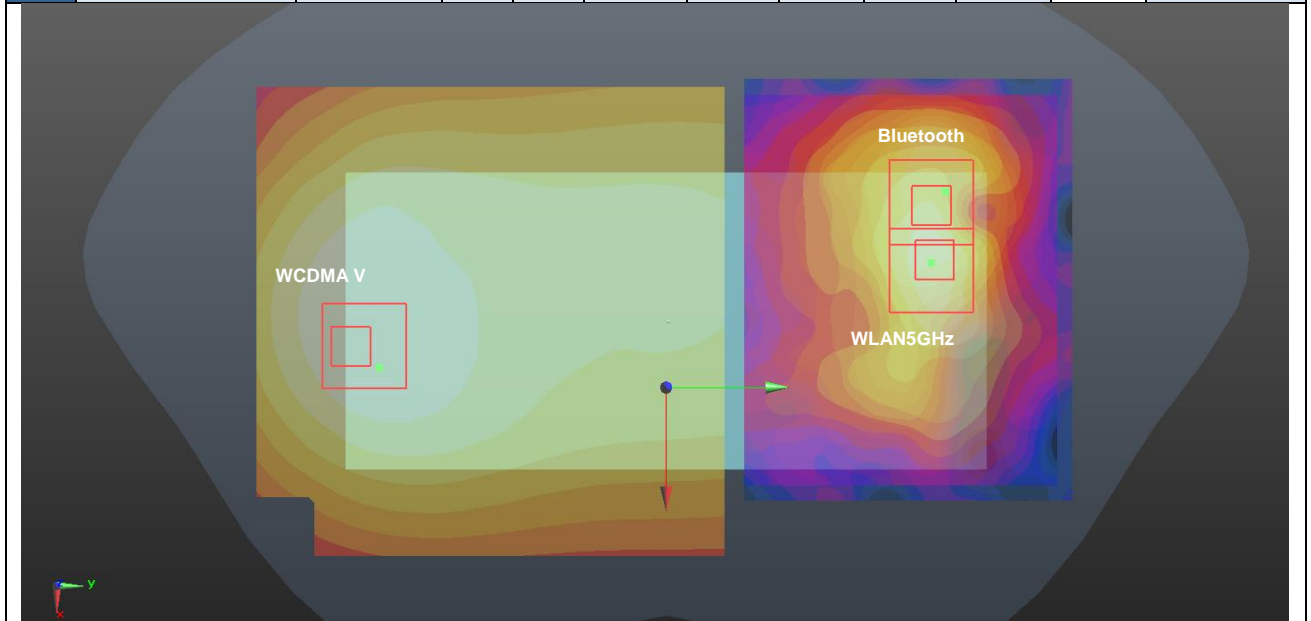
Case #17	Band	Position	SAR (W/kg)	Gap (mm)	SAR peak location (mm)			3D distance (mm)	Summed SAR (W/kg)	SPLSR Results	Simultaneous SAR
					X	Y	Z				
Case #17	WCDMA V	Front	1.275	5mm	-8.8	-83	-1.77	156.21	1.88	0.02	Not required
	Bluetooth		0.036	5mm	22.6	70	0.7				
	WLAN5GHz		0.567	5mm	4.2	76.4	1.24				
Case #17	WCDMA V	Front	1.275	5mm	-8.8	-83	-1.77	159.96	1.88	0.02	Not required
	WLAN5GHz		0.567	5mm	4.2	76.4	1.24				
	Bluetooth		0.036	5mm	22.6	70	0.7				



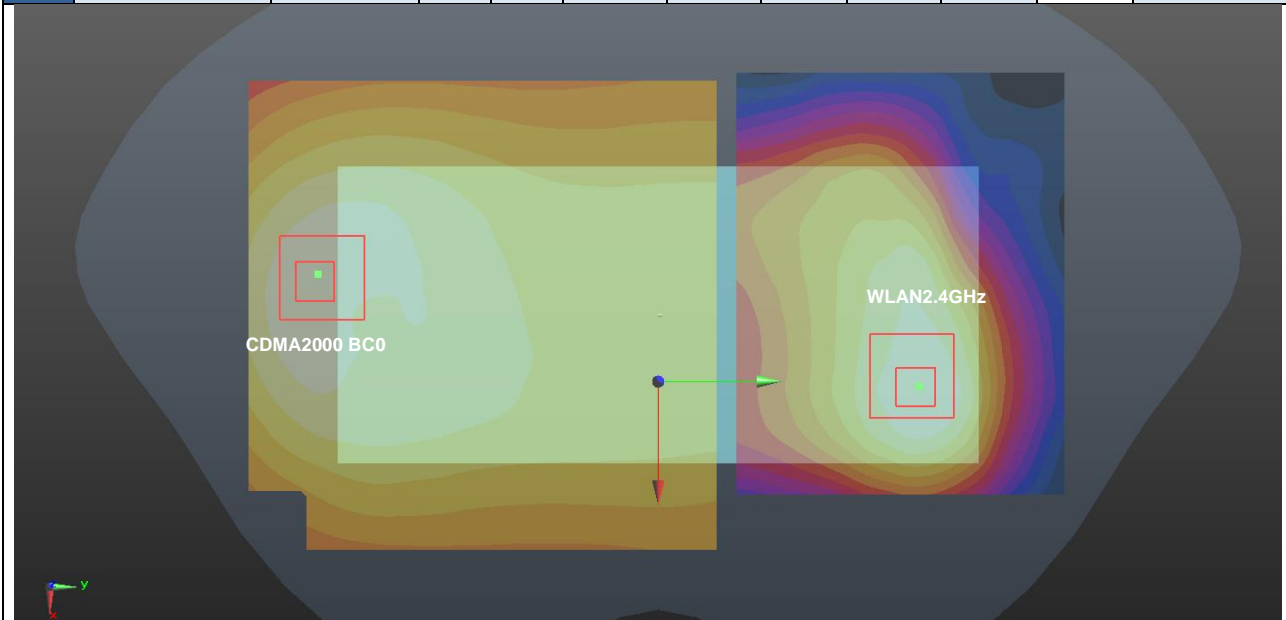
Case #18	Band	Position	SAR (W/kg)	Gap (mm)	SAR peak location (mm)			3D distance (mm)	Summed SAR (W/kg)	SPLSR Results	Simultaneous SAR
					X	Y	Z				
	WCDMA V	Back	1.382	5mm	7.2	-79.9	-0.84	146.70	2.13	0.02	Not required
	WLAN 2.4GHz		0.751	5mm	-19.2	64.4	0.62				



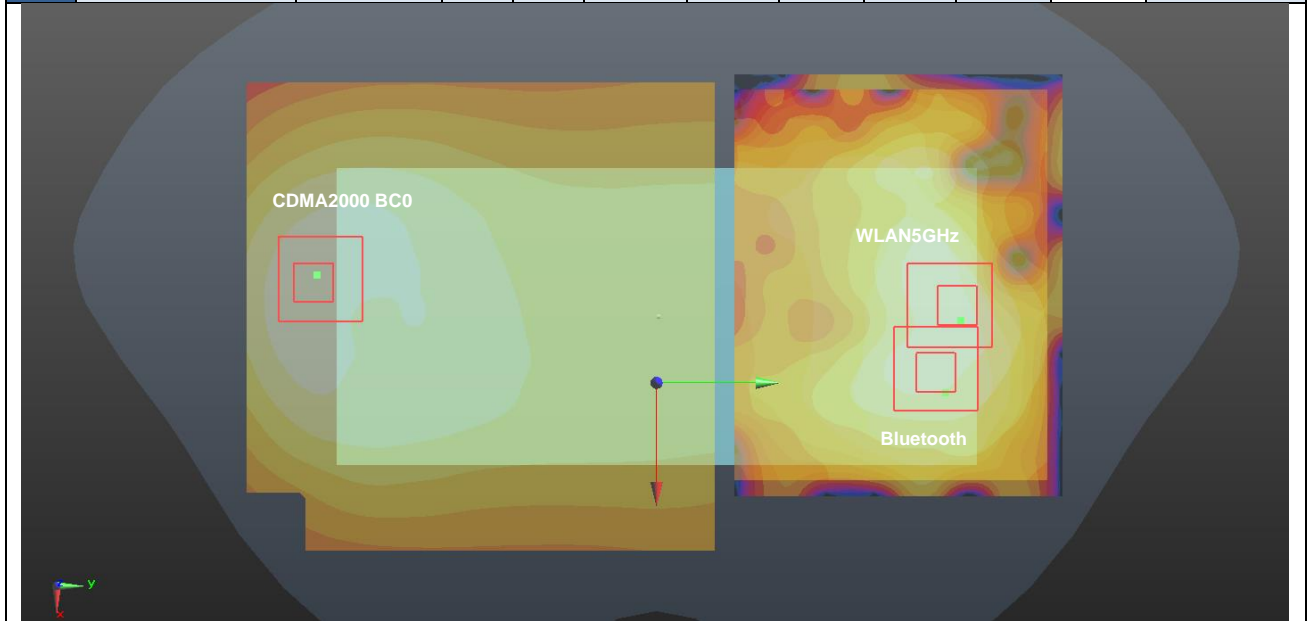
Case #19	Band	Position	SAR (W/kg)	Gap (mm)	SAR peak location (mm)			3D distance (mm)	Summed SAR (W/kg)	SPLSR Results	Simultaneous SAR
					X	Y	Z				
Case #19	WCDMA V	Back	1.382	5mm	7.2	-79.9	-0.84	150.22	2.51	0.03	Not required
	Bluetooth		0.038	5mm	-21.2	67.6	0.61				
	WLAN5GHz		1.091	5mm	-7.8	70.4	1.21				
Case #19	WCDMA V	Back	1.382	5mm	7.2	-79.9	-0.84	151.06	2.51	0.03	Not required
	WLAN5GHz		1.091	5mm	-7.8	70.4	1.21				
	Bluetooth		0.038	5mm	-21.2	67.6	0.61				



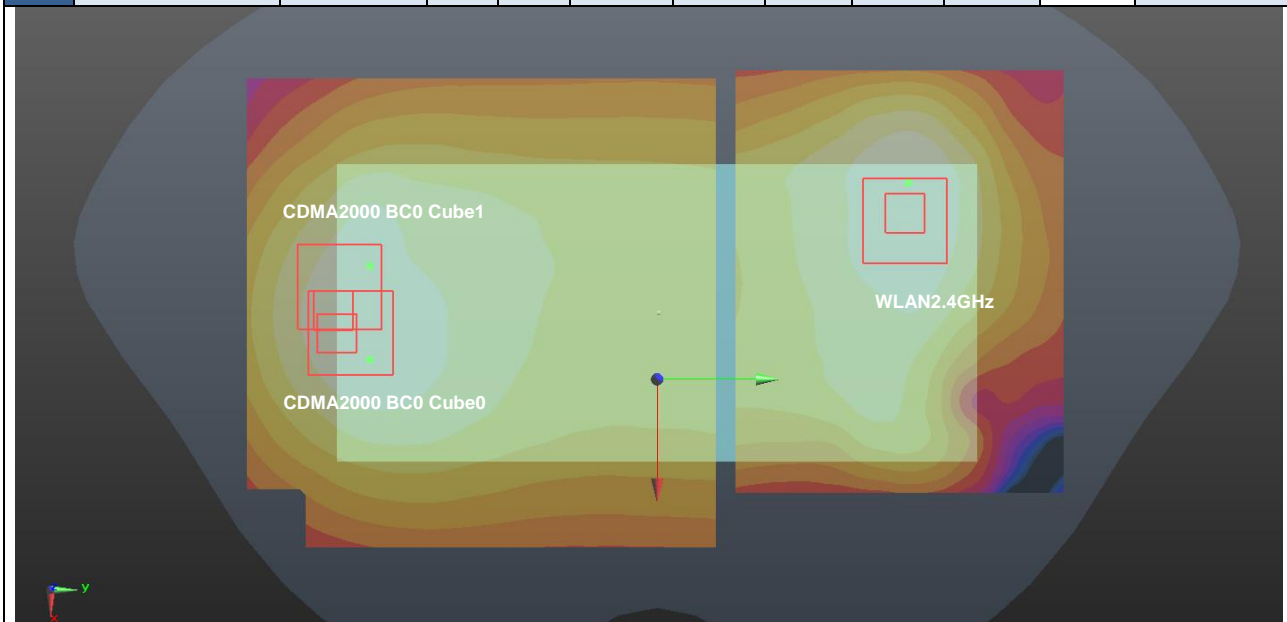
Case #20	Band	Position	SAR (W/kg)	Gap (mm)	SAR peak location (mm)			3D distance (mm)	Summed SAR (W/kg)	SPLSR Results	Simultaneous SAR
					X	Y	Z				
	CDMA2000 BC0	Front	1.043	5mm	-10.5	-87	-0.65	161.80	1.75	0.01	Not required
	WLAN 2.4GHz		0.709	5mm	29.4	69.8	0.74				



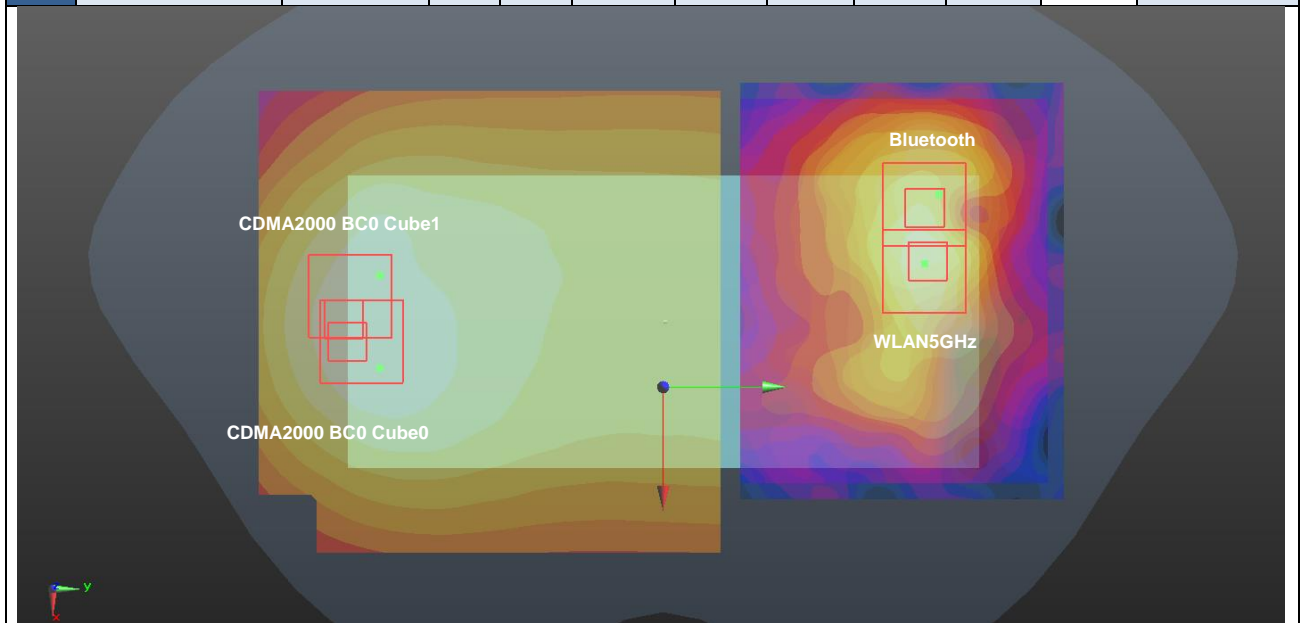
Case #21	Band	Position	SAR (W/kg)	Gap (mm)	SAR peak location (mm)			3D distance (mm)	Summed SAR (W/kg)	SPLSR Results	Simultaneous SAR
					X	Y	Z				
Case #21	CDMA2000 BC0	Front	1.043	5mm	-10.5	-87	-0.65	160.46	1.65	0.01	Not required
	Bluetooth		0.036	5mm	22.6	70	0.7				
	WLAN5GHz		0.567	5mm	4.2	76.4	1.24				
	CDMA2000 BC0	Front	1.043	5mm	-10.5	-87	-0.65	164.07	1.65	0.01	Not required
	WLAN5GHz		0.567	5mm	4.2	76.4	1.24				
	Bluetooth		0.036	5mm	22.6	70	0.7				



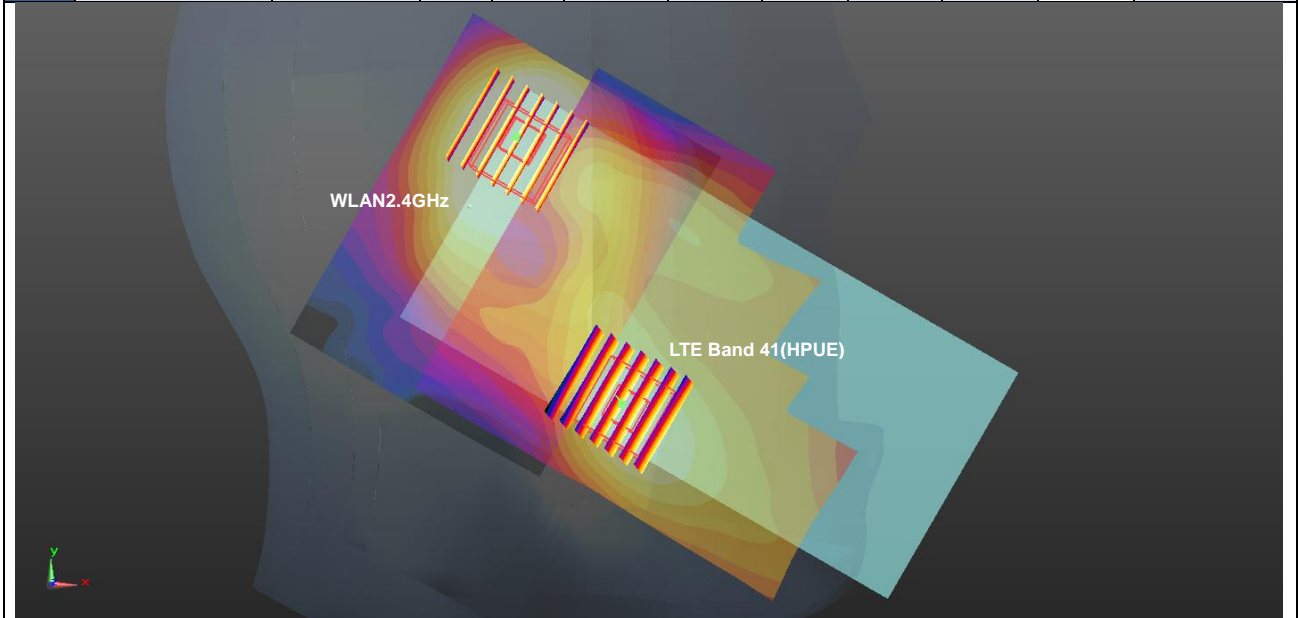
Case #22	Band	Position	SAR (W/kg)	Gap (mm)	SAR peak location (mm)			3D distance (mm)	Summed SAR (W/kg)	SPLSR Results	Simultaneous SAR
					X	Y	Z				
Case #22	CDMA2000 BC0 Cube0	Back	1.393	5mm	4	-81.5	-1.58	147.75	2.14	0.02	Not required
	WLAN 2.4GHz		0.751	5mm	-19.2	64.4	0.62				
	CDMA2000 BC0 Cube1	Back	1.357	5mm	4	-81.5	-1.57	147.75	2.11	0.02	Not required
	WLAN 2.4GHz		0.751	5mm	-19.2	64.4	0.62				



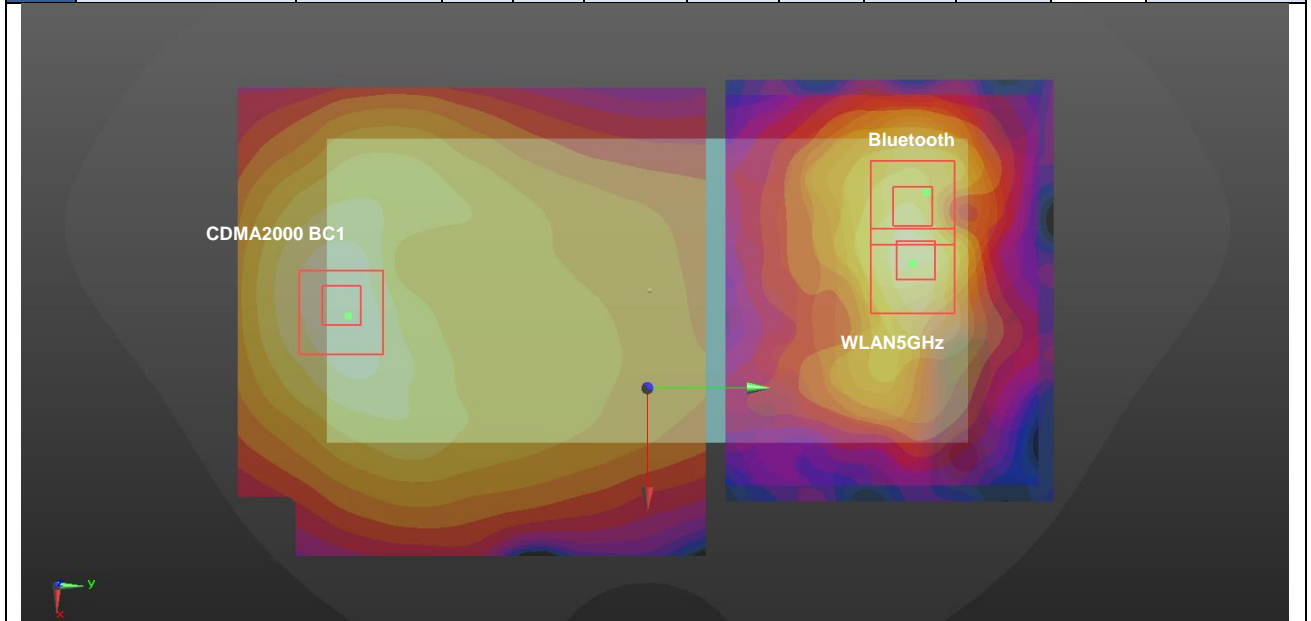
Case #23	Band	Position	SAR (W/kg)	Gap (mm)	SAR peak location (mm)			3D distance (mm)	Summed SAR (W/kg)	SPLSR Results	Simultaneous SAR
					X	Y	Z				
Case #23	CDMA2000 BC0 Cube0	Back	1.393	5mm	4	-81.5	-1.58	151.23	2.52	0.03	Not required
	Bluetooth		0.038	5mm	-21.2	67.6	0.61				
	WLAN5GHz		1.091	5mm	-7.8	70.4	1.21				
	CDMA2000 BC0 Cube0	Back	1.393	5mm	4	-81.5	-1.58	152.38	2.52	0.03	Not required
	WLAN5GHz		1.091	5mm	-7.8	70.4	1.21				
	Bluetooth		0.038	5mm	-21.2	67.6	0.61				
	CDMA2000 BC0 Cube1	Back	1.357	5mm	4	-81.5	-1.57	151.23	2.49	0.03	Not required
	Bluetooth		0.038	5mm	-21.2	67.6	0.61				
	WLAN5GHz		1.091	5mm	-7.8	70.4	1.21				
CDMA2000 BC0 Cube1	Back	1.357	5mm	4	-81.5	-1.57	152.38	2.49	0.03	Not required	
WLAN5GHz		1.091	5mm	-7.8	70.4	1.21					
Bluetooth		0.038	5mm	-21.2	67.6	0.61					



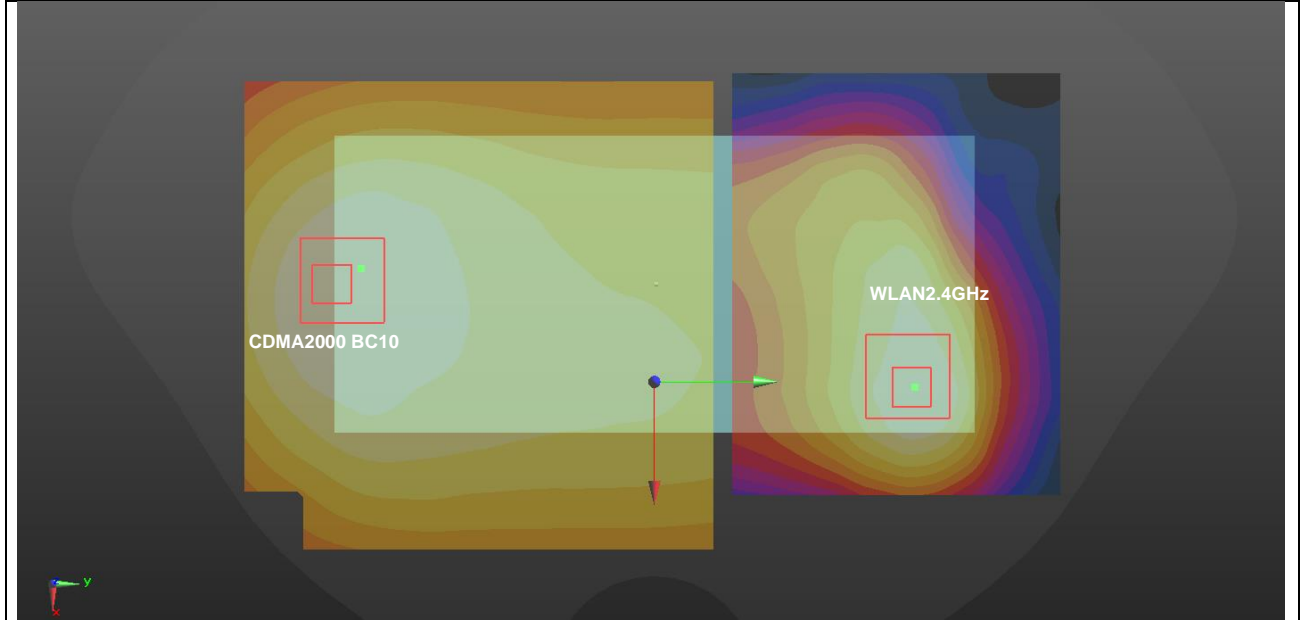
Case #24	Band	Position	SAR (W/kg)	Gap (mm)	SAR peak location (mm)			3D distance (mm)	Summed SAR (W/kg)	SPLSR Results	Simultaneous SAR
					X	Y	Z				
	LTE Band 41(HPUE)	Left Cheek	0.468	0mm	44.78	-58.94	-1.59	84.77	1.64	0.02	Not required
	WLAN 2.4GHz		1.172	0mm	22.17	22.75	-0.55				



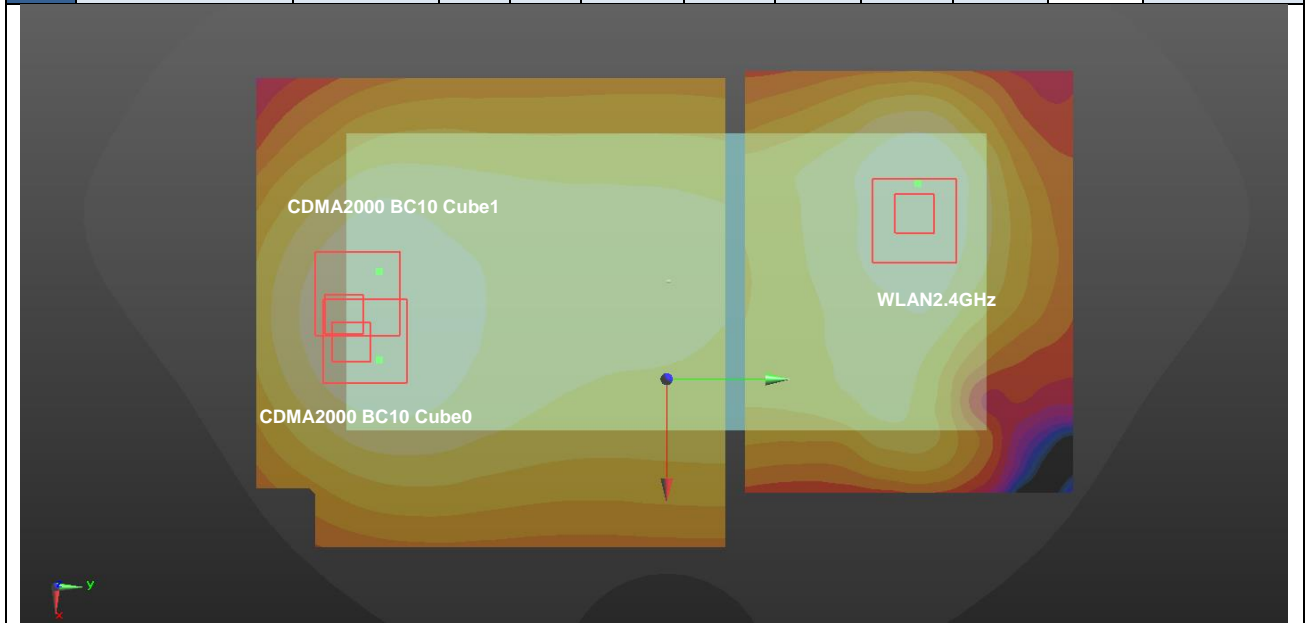
Case #25	Band	Position	SAR (W/kg)	Gap (mm)	SAR peak location (mm)			3D distance (mm)	Summed SAR (W/kg)	SPLSR Results	Simultaneous SAR
					X	Y	Z				
Case #25	CDMA2000 BC1	Back	0.488	5mm	-6.3	-78.1	-1.6	146.48	1.62	0.01	Not required
	Bluetooth		0.038	5mm	-21.2	67.6	0.61				
	WLAN5GHz		1.091	5mm	-7.8	70.4	1.21				
	CDMA2000 BC1	Back	0.488	5mm	-6.3	-78.1	-1.6	148.53	1.62	0.01	Not required
	WLAN5GHz		1.091	5mm	-7.8	70.4	1.21				
	Bluetooth		0.038	5mm	-21.2	67.6	0.61				



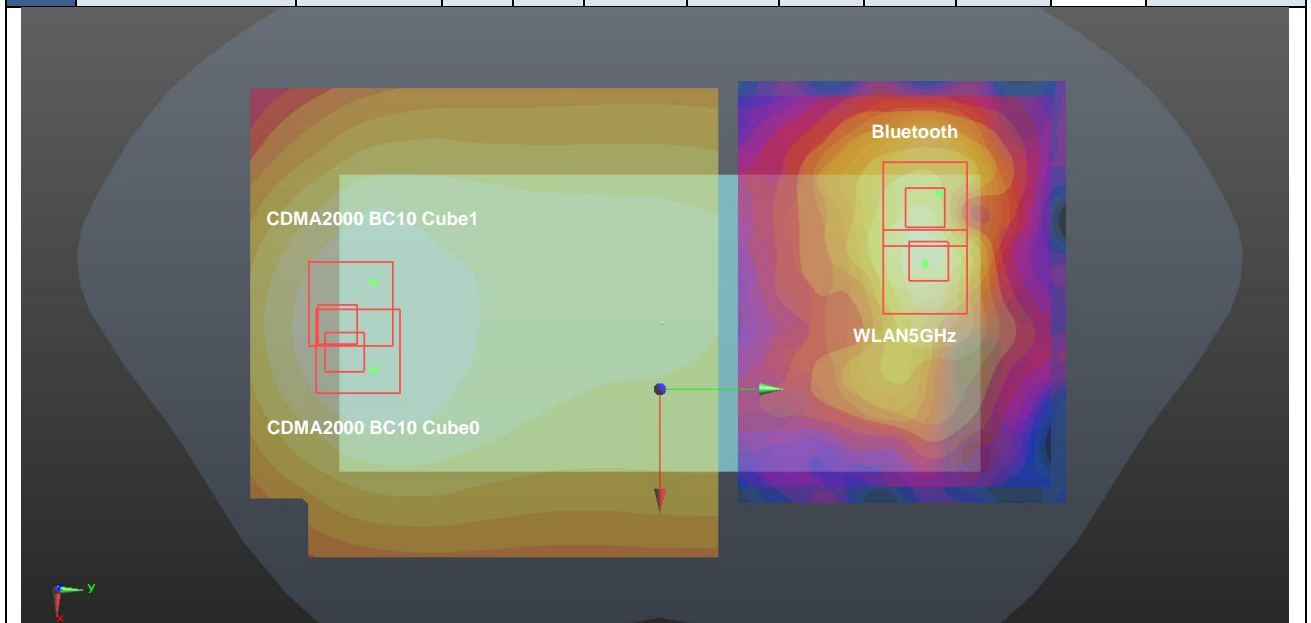
Case #26	Band	Position	SAR (W/kg)	Gap (mm)	SAR peak location (mm)			3D distance (mm)	Summed SAR (W/kg)	SPLSR Results	Simultaneous SAR
					X	Y	Z				
	CDMA2000 BC10	Front	0.993	5mm	-10.4	-81.4	-1.69	156.37	1.70	0.01	Not required
	WLAN 2.4GHz		0.709	5mm	29.4	69.8	0.74				



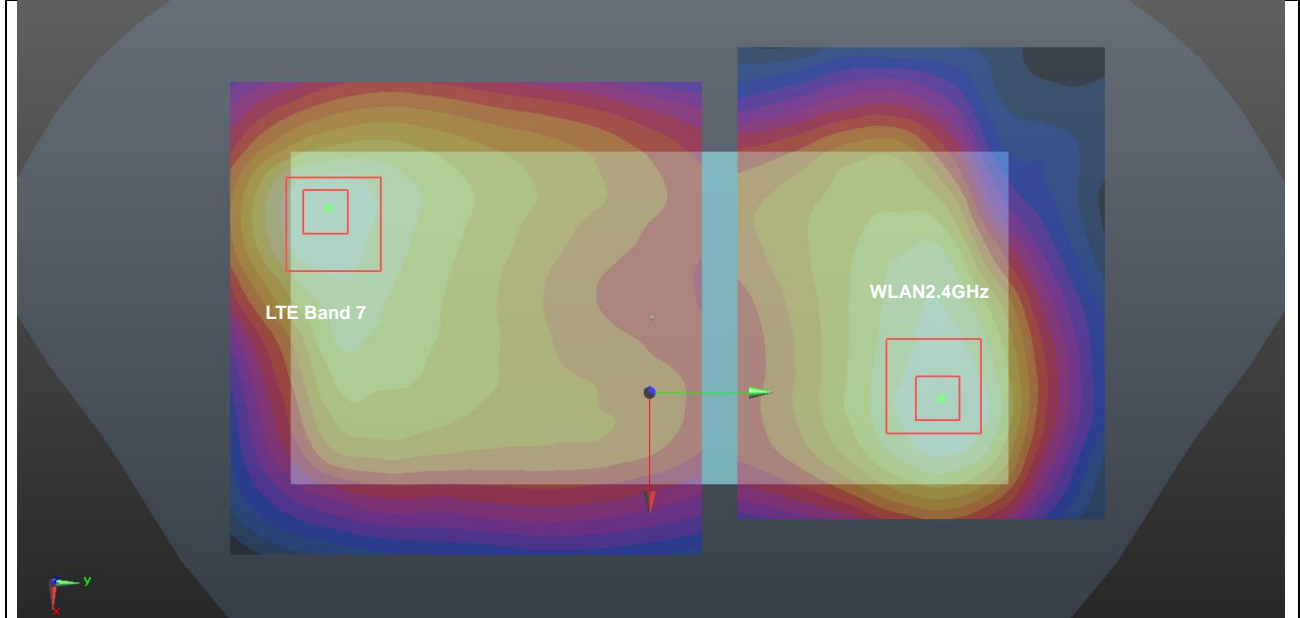
Case #27	Band	Position	SAR (W/kg)	Gap (mm)	SAR peak location (mm)			3D distance (mm)	Summed SAR (W/kg)	SPLSR Results	Simultaneous SAR
					X	Y	Z				
Case #27	CDMA2000 BC10 Cube0	Back	1.356	5mm	10.4	-78.3	-1.55	145.75	2.11	0.02	Not required
	WLAN 2.4GHz		0.751	5mm	-19.2	64.4	0.62				
	CDMA2000 BC10 Cube1	Back	1.307	5mm	5.5	-81.5	-1.58	147.99	2.06	0.02	Not required
	WLAN 2.4GHz		0.751	5mm	-19.2	64.4	0.62				



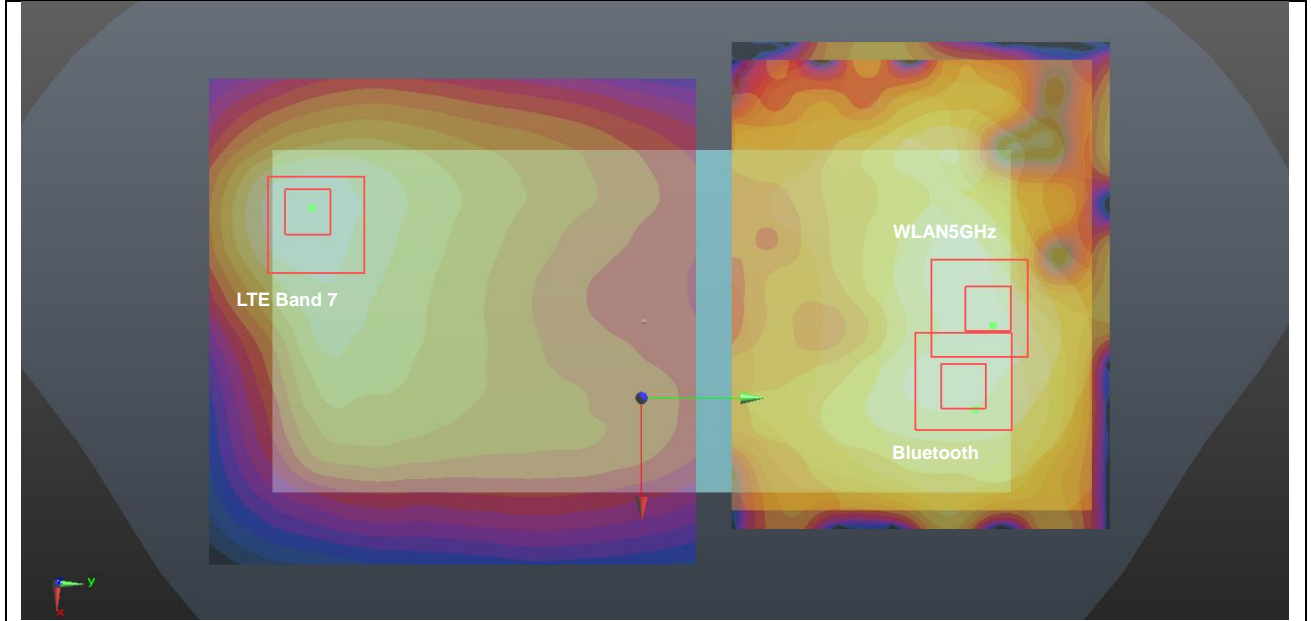
Case #28	Band	Position	SAR (W/kg)	Gap (mm)	SAR peak location (mm)			3D distance (mm)	Summed SAR (W/kg)	SPLSR Results	Simultaneous SAR
					X	Y	Z				
Case #28	CDMA2000 BC10 Cube0	Back	1.356	5mm	10.4	-78.3	-1.55	149.30	2.49	0.03	Not required
	Bluetooth		0.038	5mm	-21.2	67.6	0.61				
	WLAN5GHz		1.091	5mm	-7.8	70.4	1.21				
	CDMA2000 BC10 Cube0	Back	1.356	5mm	10.4	-78.3	-1.55	149.84	2.49	0.03	Not required
	WLAN5GHz		1.091	5mm	-7.8	70.4	1.21				
	Bluetooth		0.038	5mm	-21.2	67.6	0.61				
	CDMA2000 BC10 Cube1	Back	1.307	5mm	5.5	-81.5	-1.58	151.49	2.44	0.03	Not required
	Bluetooth		0.038	5mm	-21.2	67.6	0.61				
	WLAN5GHz		1.091	5mm	-7.8	70.4	1.21				
CDMA2000 BC10 Cube1	Back	1.307	5mm	5.5	-81.5	-1.58	152.51	2.44	0.02	Not required	
WLAN5GHz		1.091	5mm	-7.8	70.4	1.21					
Bluetooth		0.038	5mm	-21.2	67.6	0.61					



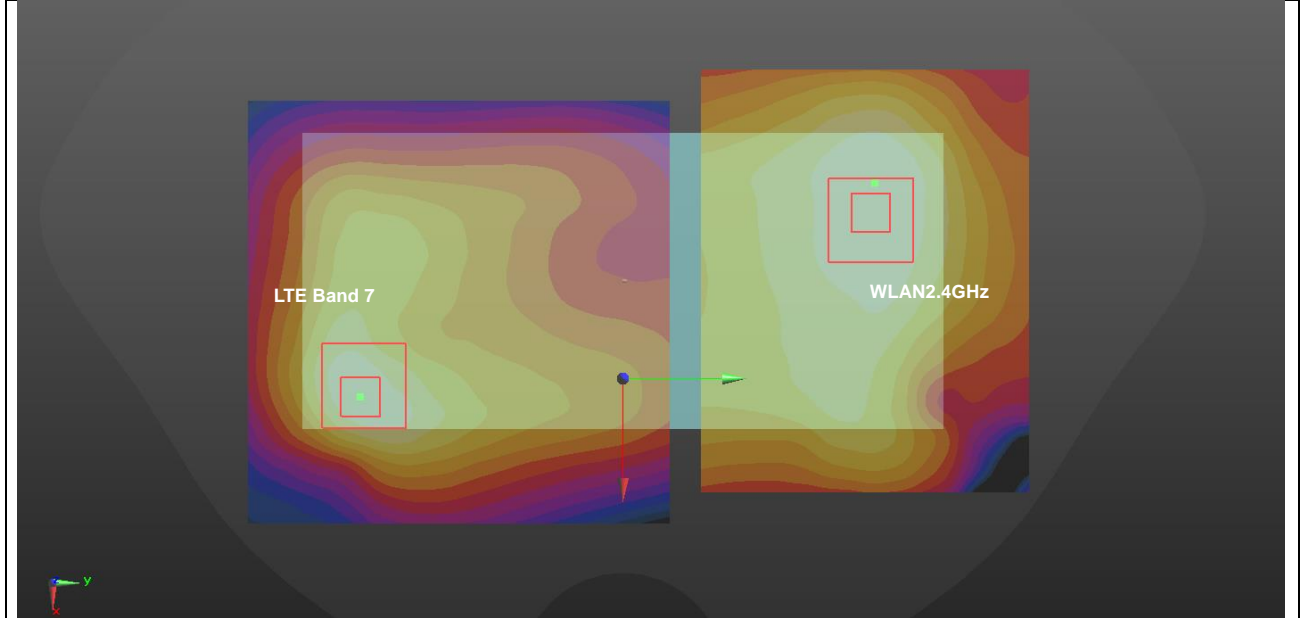
Case #29	Band	Position	SAR (W/kg)	Gap (mm)	SAR peak location (mm)			3D distance (mm)	Summed SAR (W/kg)	SPLSR Results	Simultaneous SAR
					X	Y	Z				
	LTE Band 7	Front	1.108	5mm	-25.2	-77.2	-0.51	156.82	1.82	0.02	Not required
	WLAN 2.4GHz		0.709	5mm	29.4	69.8	0.74				



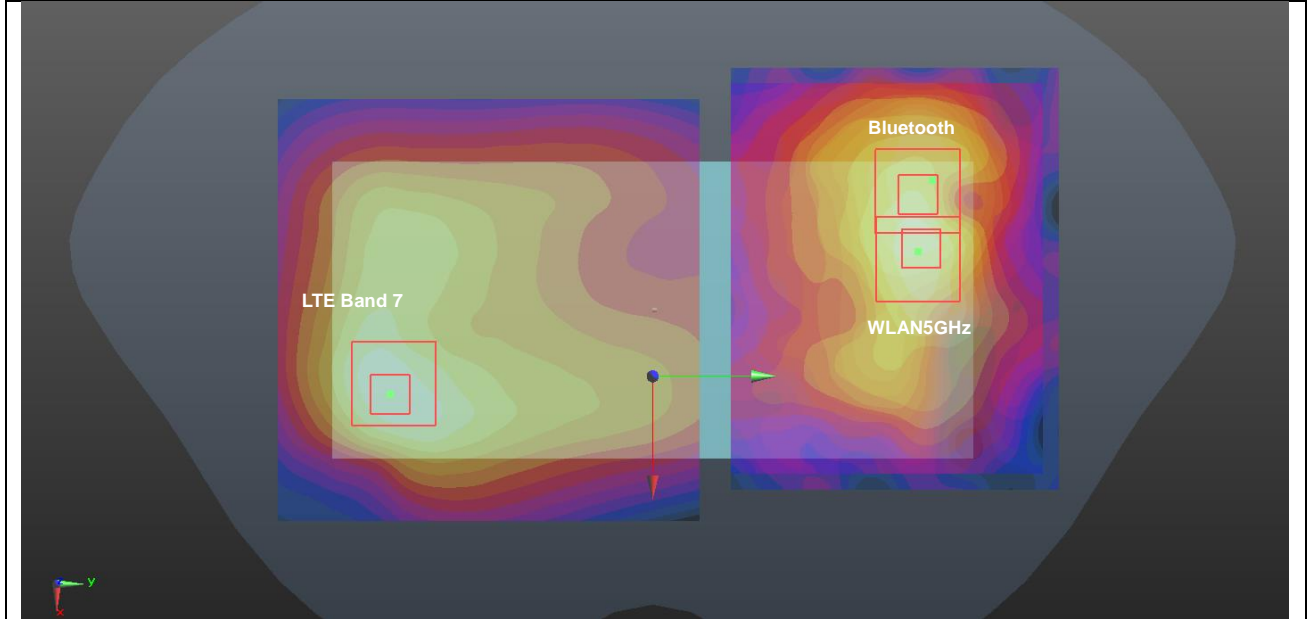
Case #30	Band	Position	SAR (W/kg)	Gap (mm)	SAR peak location (mm)			3D distance (mm)	Summed SAR (W/kg)	SPLSR Results	Simultaneous SAR
					X	Y	Z				
Case #30	LTE Band 7	Front	1.108	5mm	-25.2	-77.2	-0.51	154.77	1.71	0.01	Not required
	Bluetooth		0.036	5mm	22.6	70	0.7				
	WLAN5GHz		0.567	5mm	4.2	76.4	1.24				
	LTE Band 7	Front	1.108	5mm	-25.2	-77.2	-0.51	156.40	1.71	0.01	Not required
	WLAN5GHz		0.567	5mm	4.2	76.4	1.24				
	Bluetooth		0.036	5mm	22.6	70	0.7				



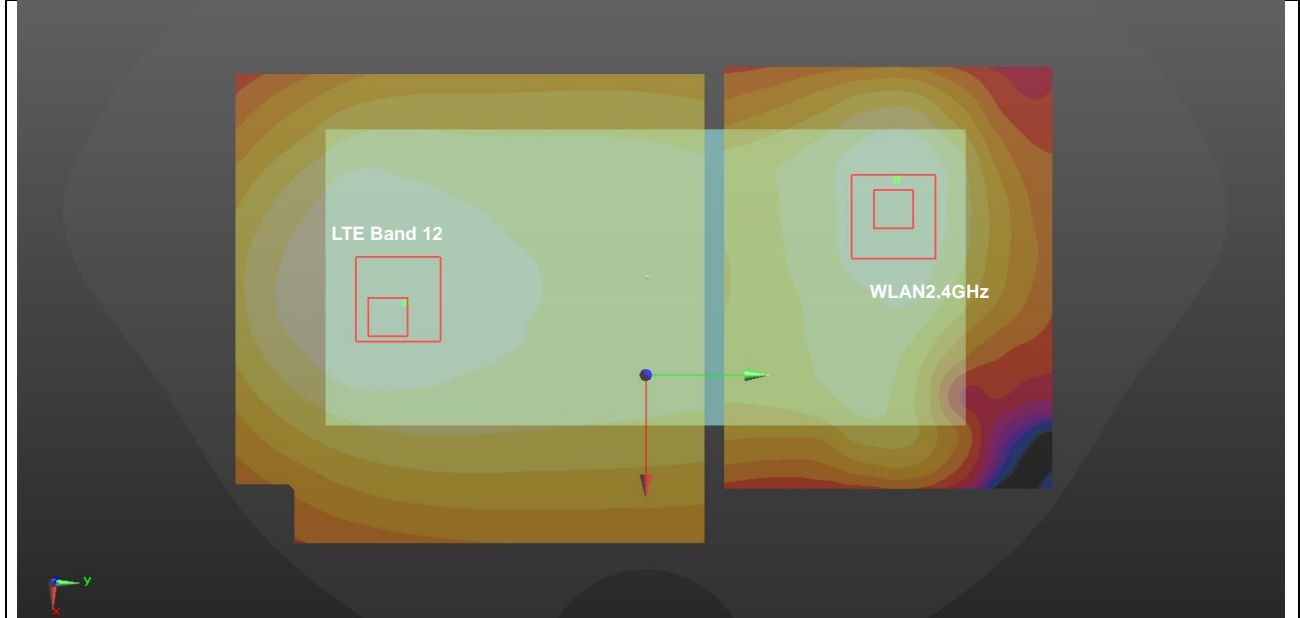
Case #31	Band	Position	SAR (W/kg)	Gap (mm)	SAR peak location (mm)			3D distance (mm)	Summed SAR (W/kg)	SPLSR Results	Simultaneous SAR
					X	Y	Z				
	LTE Band 7	Back	1.35	5mm	23.6	-69.2	-0.46	140.29	2.10	0.02	Not required
	WLAN 2.4GHz		0.751	5mm	-19.2	64.4	0.62				



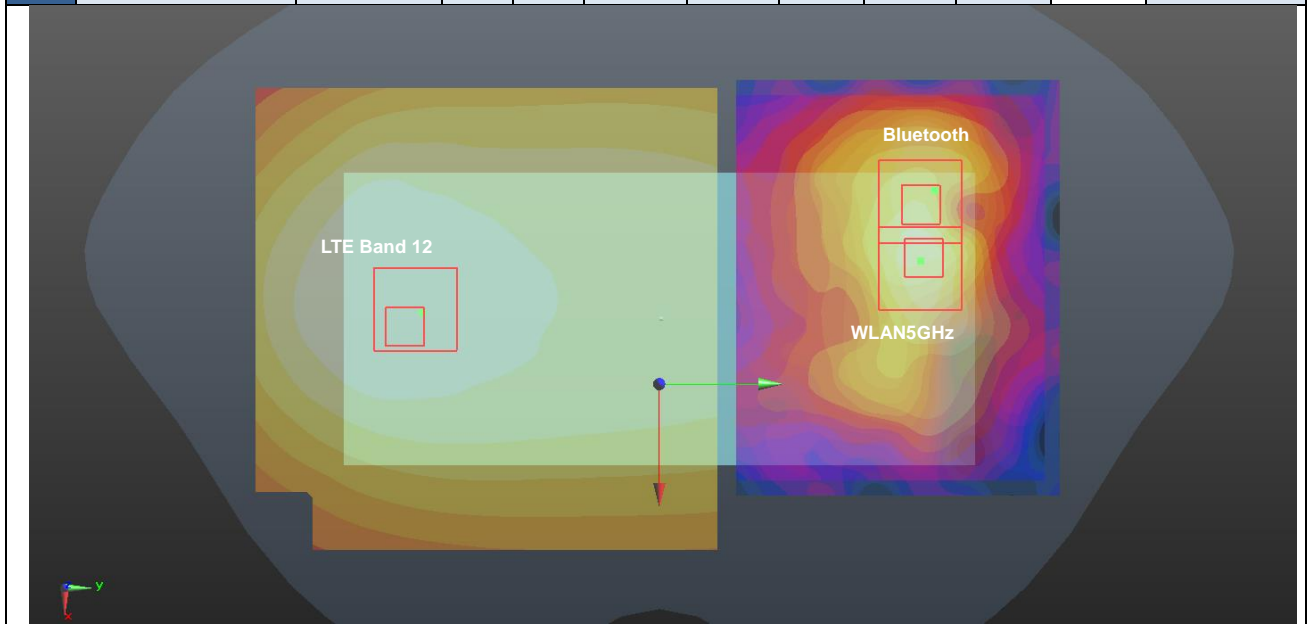
Case #32	Band	Position	SAR (W/kg)	Gap (mm)	SAR peak location (mm)			3D distance (mm)	Summed SAR (W/kg)	SPLSR Results	Simultaneous SAR
					X	Y	Z				
Case #32	LTE Band 7	Back	1.35	5mm	23.6	-69.2	-0.46	143.95	2.48	0.03	Not required
	Bluetooth		0.038	5mm	-21.2	67.6	0.61				
	WLAN5GHz		1.091	5mm	-7.8	70.4	1.21				
	LTE Band 7	Back	1.35	5mm	23.6	-69.2	-0.46	143.10	2.48	0.03	Not required
	WLAN5GHz		1.091	5mm	-7.8	70.4	1.21				
	Bluetooth		0.038	5mm	-21.2	67.6	0.61				



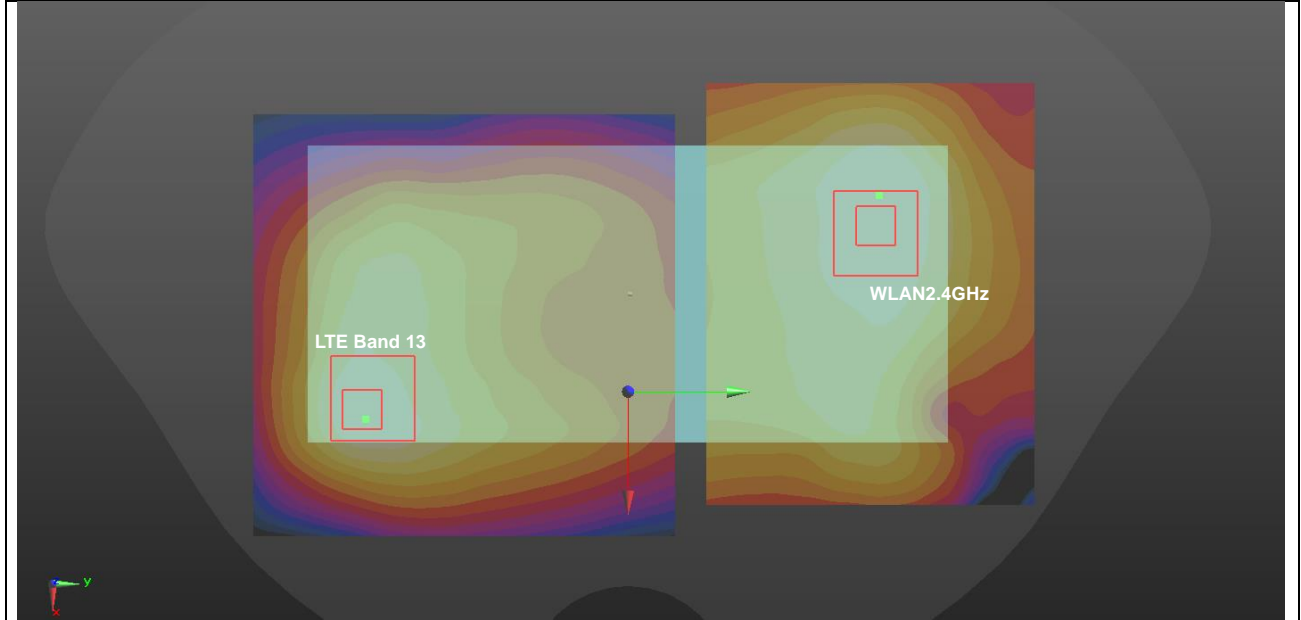
Case #33	Band	Position	SAR (W/kg)	Gap (mm)	SAR peak location (mm)			3D distance (mm)	Summed SAR (W/kg)	SPLSR Results	Simultaneous SAR
					X	Y	Z				
	LTE Band 12	Back	0.903	5mm	4.9	-71.1	-1.78	137.65	1.65	0.02	Not required
	WLAN 2.4GHz		0.751	5mm	-19.2	64.4	0.62				



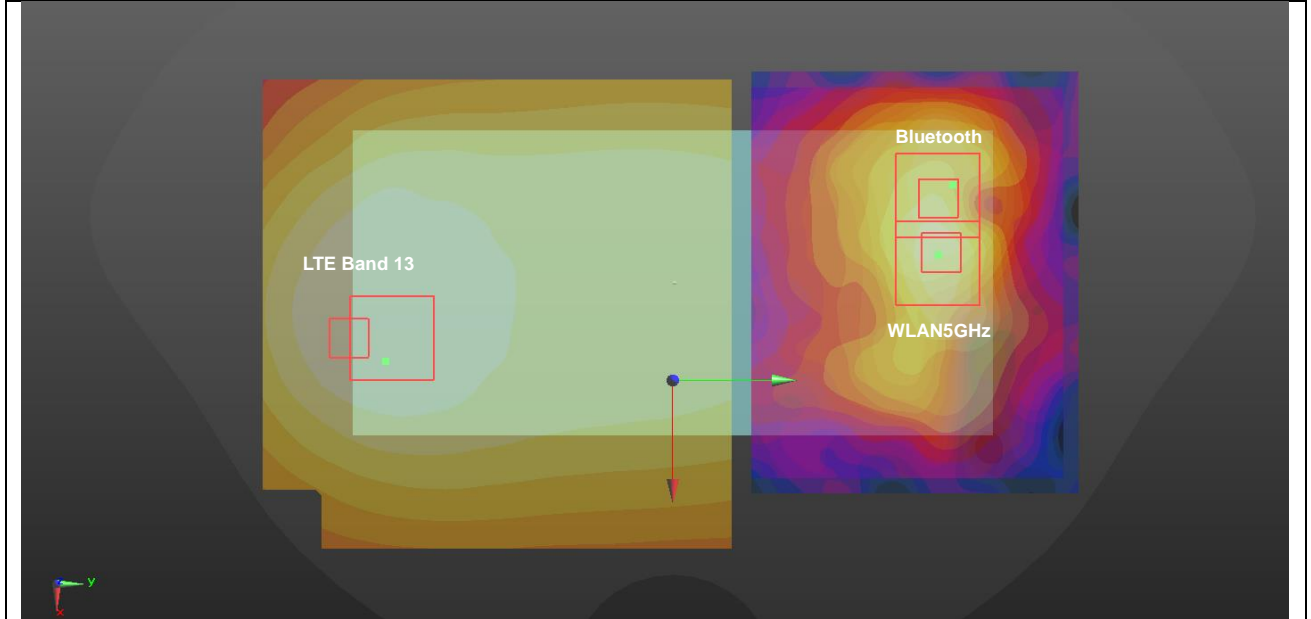
Case #34	Band	Position	SAR (W/kg)	Gap (mm)	SAR peak location (mm)			3D distance (mm)	Summed SAR (W/kg)	SPLSR Results	Simultaneous SAR
					X	Y	Z				
Case #34	LTE Band 12	Back	0.903	5mm	4.9	-71.1	-1.78	141.15	2.03	0.02	Not required
	Bluetooth		0.038	5mm	-21.2	67.6	0.61				
	WLAN5GHz		1.091	5mm	-7.8	70.4	1.21				
	LTE Band 12	Back	0.903	5mm	4.9	-71.1	-1.78	142.10	2.03	0.02	Not required
	WLAN5GHz		1.091	5mm	-7.8	70.4	1.21				
	Bluetooth		0.038	5mm	-21.2	67.6	0.61				



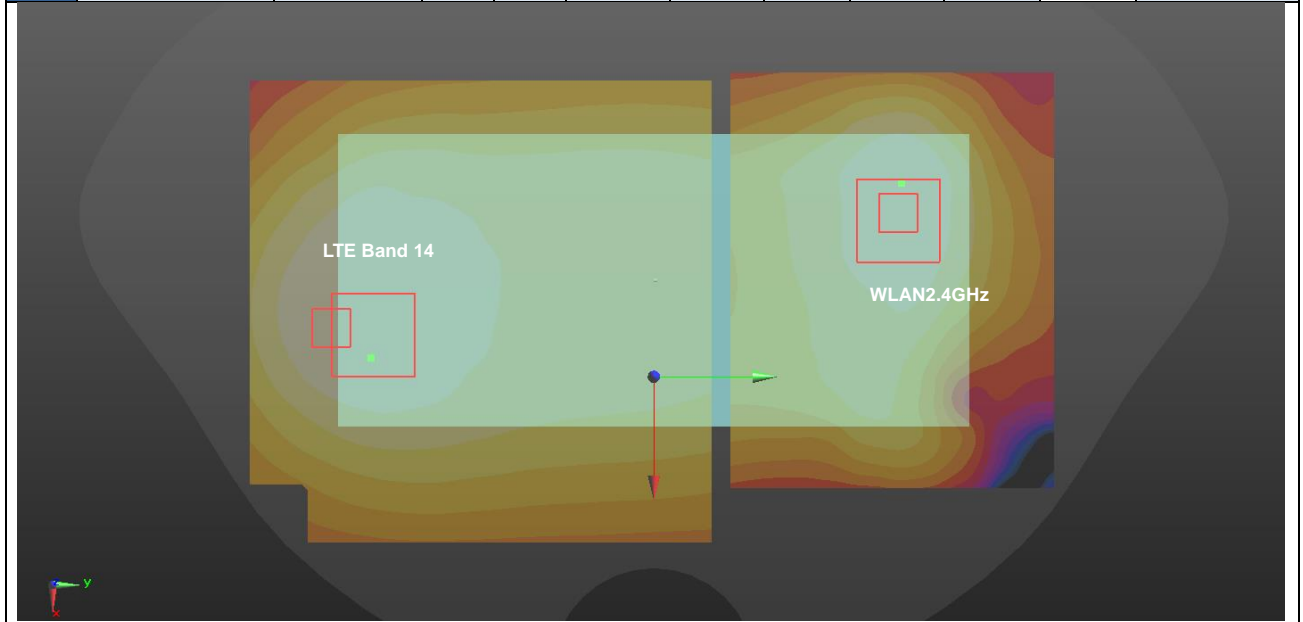
Case #35	Band	Position	SAR (W/kg)	Gap (mm)	SAR peak location (mm)			3D distance (mm)	Summed SAR (W/kg)	SPLSR Results	Simultaneous SAR
					X	Y	Z				
	LTE Band 13	Back	0.934	5mm	8.8	-81.5	-1.64	148.58	1.69	0.01	Not required
	WLAN 2.4GHz		0.751	5mm	-19.2	64.4	0.62				



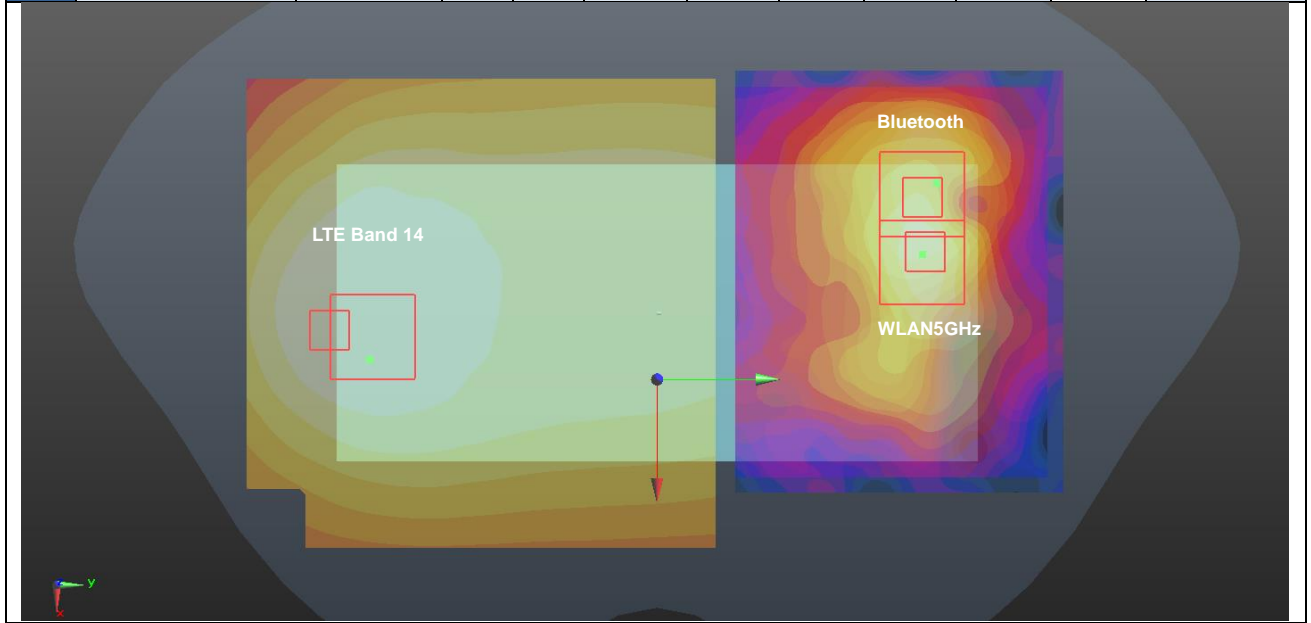
Case #36	Band	Position	SAR (W/kg)	Gap (mm)	SAR peak location (mm)			3D distance (mm)	Summed SAR (W/kg)	SPLSR Results	Simultaneous SAR
					X	Y	Z				
Case #36	LTE Band 13	Back	0.934	5mm	8.8	-81.5	-1.64	152.10	2.06	0.02	Not required
	Bluetooth		0.038	5mm	-21.2	67.6	0.61				
	WLAN5GHz		1.091	5mm	-7.8	70.4	1.21				
Case #36	LTE Band 13	Back	0.934	5mm	8.8	-81.5	-1.64	152.83	2.06	0.02	Not required
	WLAN5GHz		1.091	5mm	-7.8	70.4	1.21				
	Bluetooth		0.038	5mm	-21.2	67.6	0.61				



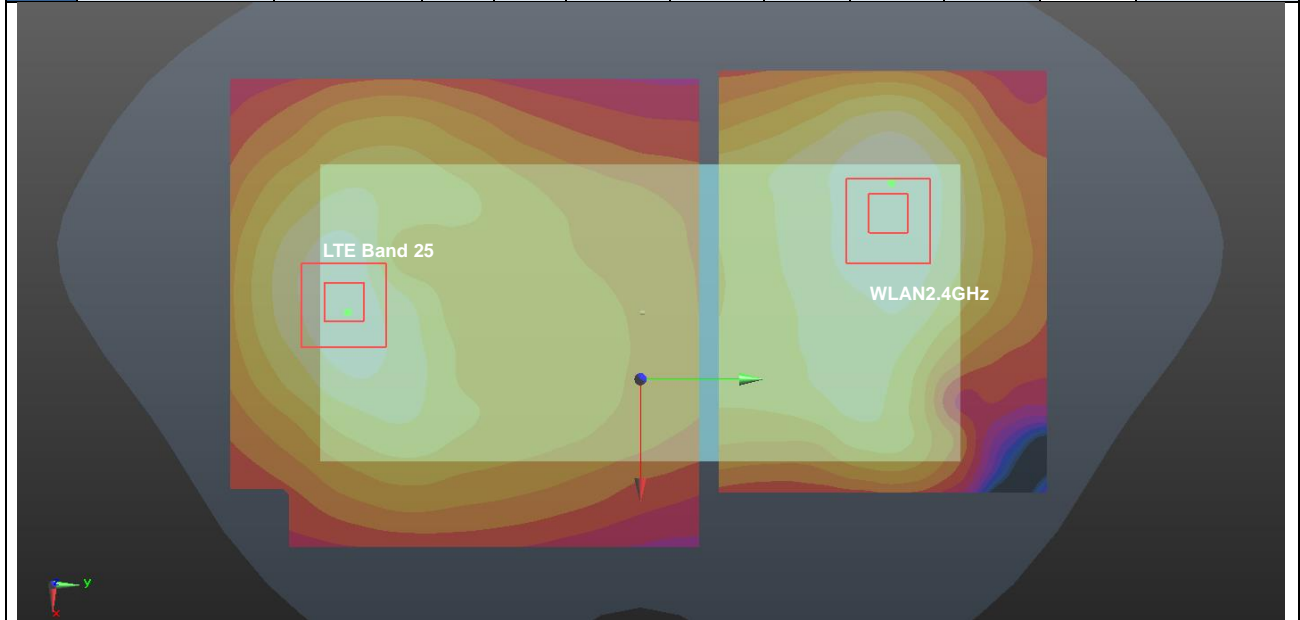
Case #37	Band	Position	SAR (W/kg)	Gap (mm)	SAR peak location (mm)			3D distance (mm)	Summed SAR (W/kg)	SPLSR Results	Simultaneous SAR
					X	Y	Z				
	LTE Band 14	Back	1.145	5mm	8.8	-81.5	-1.62	148.58	1.90	0.02	Not required
	WLAN 2.4GHz		0.751	5mm	-19.2	64.4	0.62				



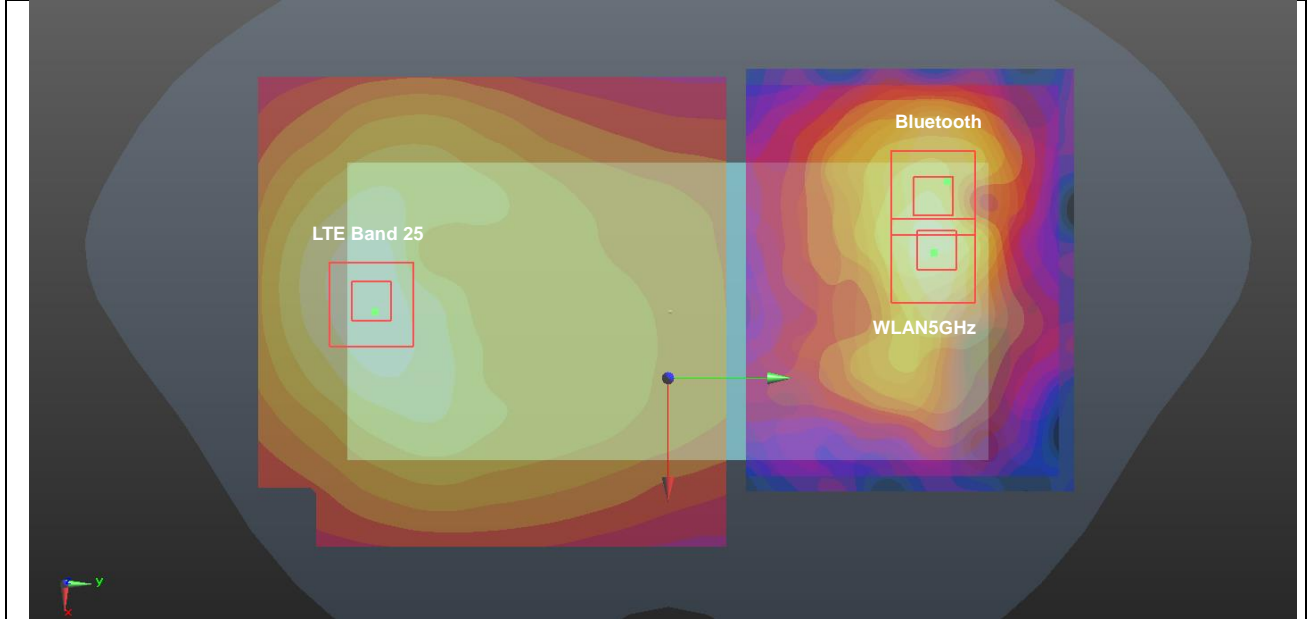
Case #38	Band	Position	SAR (W/kg)	Gap (mm)	SAR peak location (mm)			3D distance (mm)	Summed SAR (W/kg)	SPLSR Results	Simultaneous SAR
					X	Y	Z				
Case #38	LTE Band 14	Back	1.145	5mm	8.8	-81.5	-1.62	152.10	2.27	0.02	Not required
	Bluetooth		0.038	5mm	-21.2	67.6	0.61				
	WLAN5GHz		1.091	5mm	-7.8	70.4	1.21				
	LTE Band 14	Back	1.145	5mm	8.8	-81.5	-1.62	152.83	2.27	0.02	Not required
	WLAN5GHz		1.091	5mm	-7.8	70.4	1.21				
	Bluetooth		0.038	5mm	-21.2	67.6	0.61				



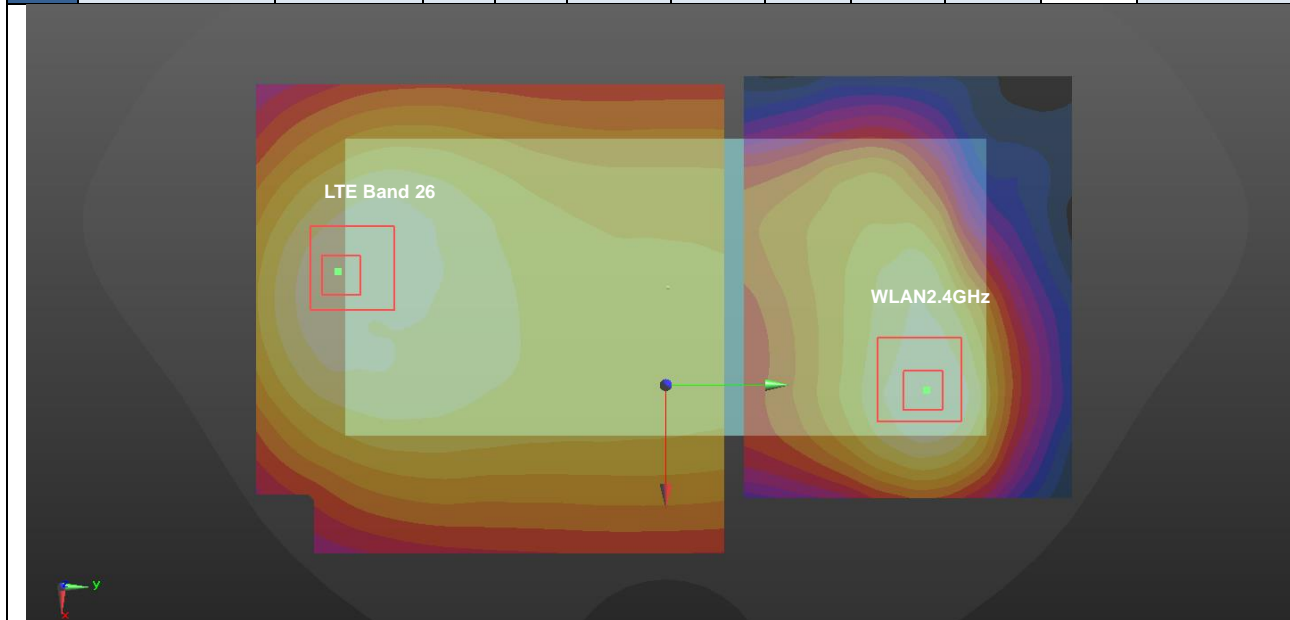
Case #39	Band	Position	SAR (W/kg)	Gap (mm)	SAR peak location (mm)			3D distance (mm)	Summed SAR (W/kg)	SPLSR Results	Simultaneous SAR
					X	Y	Z				
	LTE Band 25	Back	1.33	5mm	-4.8	-76.6	-1.27	141.75	2.08	0.02	Not required
	WLAN 2.4GHz		0.751	5mm	-19.2	64.4	0.62				



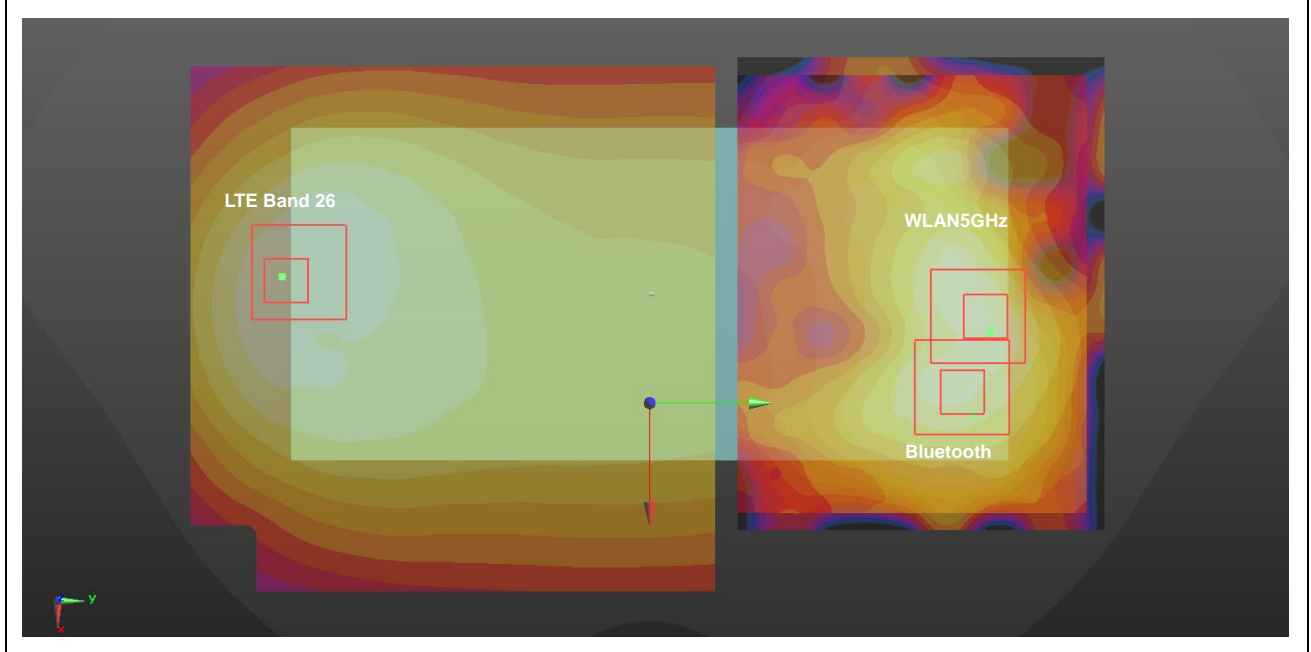
Case #40	Band	Position	SAR (W/kg)	Gap (mm)	SAR peak location (mm)			3D distance (mm)	Summed SAR (W/kg)	SPLSR Results	Simultaneous SAR
					X	Y	Z				
Case #40	LTE Band 25	Back	1.33	5mm	-4.8	-76.6	-1.27	145.14	2.46	0.03	Not required
	Bluetooth		0.038	5mm	-21.2	67.6	0.61				
	WLAN5GHz		1.091	5mm	-7.8	70.4	1.21				
Case #40	LTE Band 25	Back	1.33	5mm	-4.8	-76.6	-1.27	147.05	2.46	0.03	Not required
	WLAN5GHz		1.091	5mm	-7.8	70.4	1.21				
	Bluetooth		0.038	5mm	-21.2	67.6	0.61				



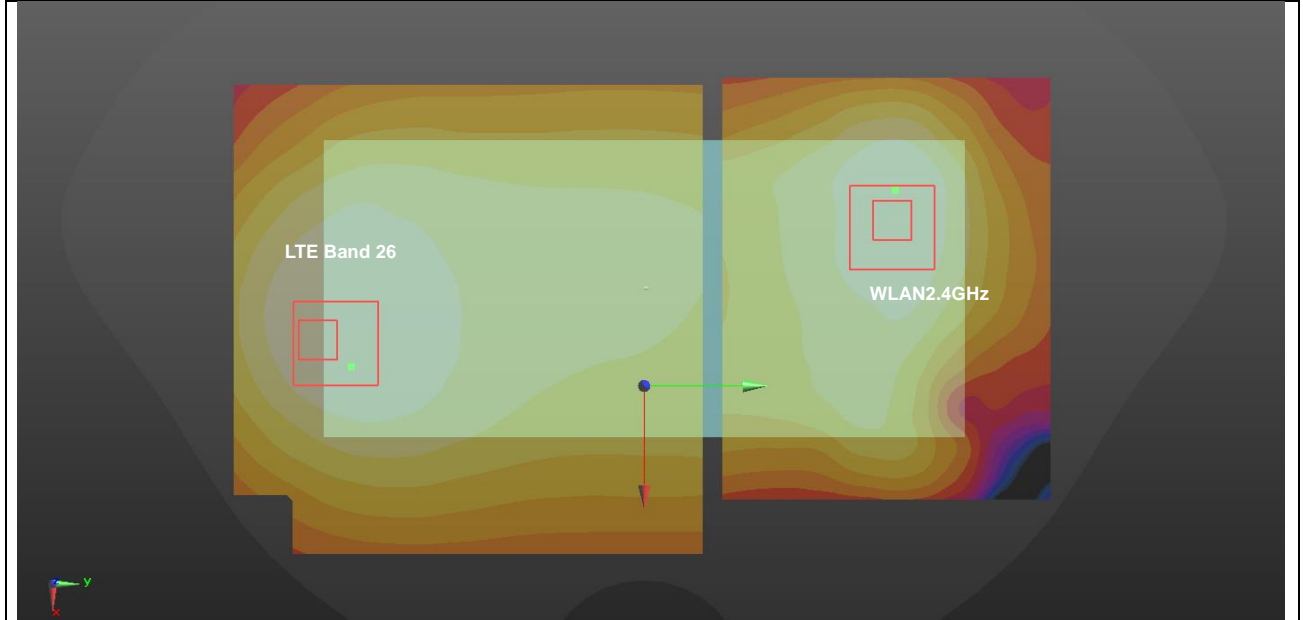
Case #41	Band	Position	SAR (W/kg)	Gap (mm)	SAR peak location (mm)			3D distance (mm)	Summed SAR (W/kg)	SPLSR Results	Simultaneous SAR
					X	Y	Z				
	LTE Band 26	Front	1	5mm	-12	-82.4	-1.79	157.75	1.71	0.01	Not required
	WLAN 2.4GHz		0.709	5mm	29.4	69.8	0.74				



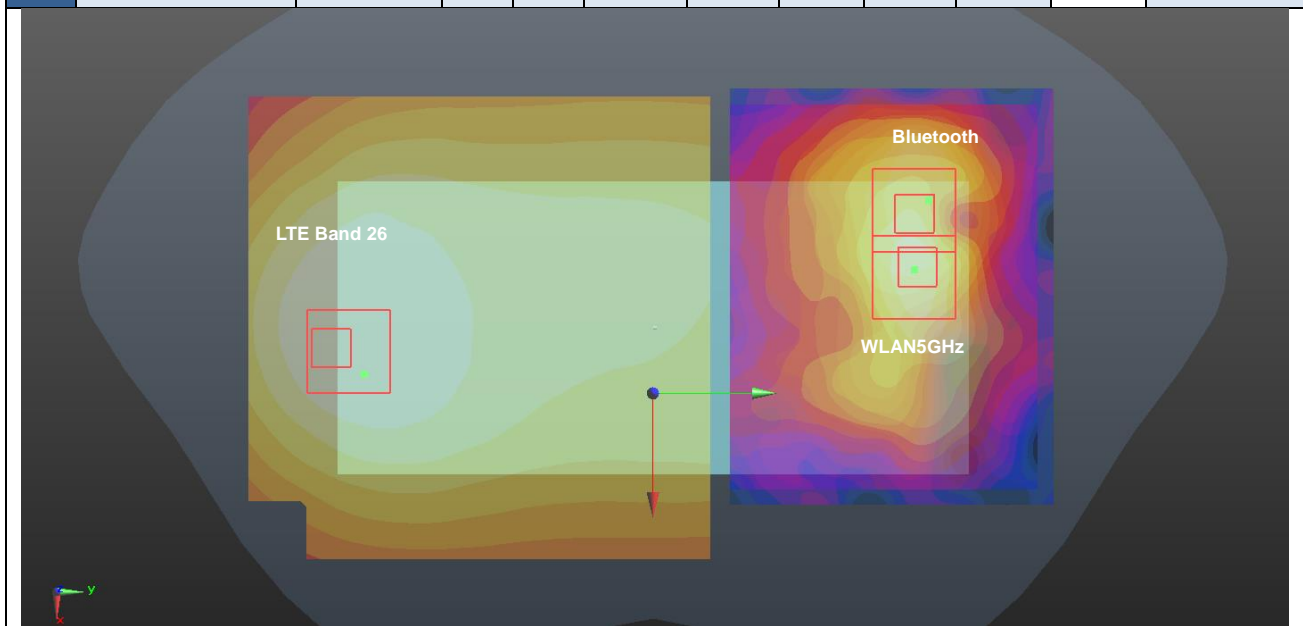
Case #42	Band	Position	SAR (W/kg)	Gap (mm)	SAR peak location (mm)			3D distance (mm)	Summed SAR (W/kg)	SPLSR Results	Simultaneous SAR
					X	Y	Z				
	LTE Band 26	Front	1	5mm	-12	-82.4	-1.79	156.30	1.60	0.01	Not required
	Bluetooth		0.036	5mm	22.6	70	0.7				
	WLAN5GHz		0.567	5mm	4.2	76.4	1.24				
	LTE Band 26	Front	1	5mm	-12	-82.4	-1.79	159.65	1.60	0.01	Not required
	WLAN5GHz		0.567	5mm	4.2	76.4	1.24				
	Bluetooth		0.036	5mm	22.6	70	0.7				



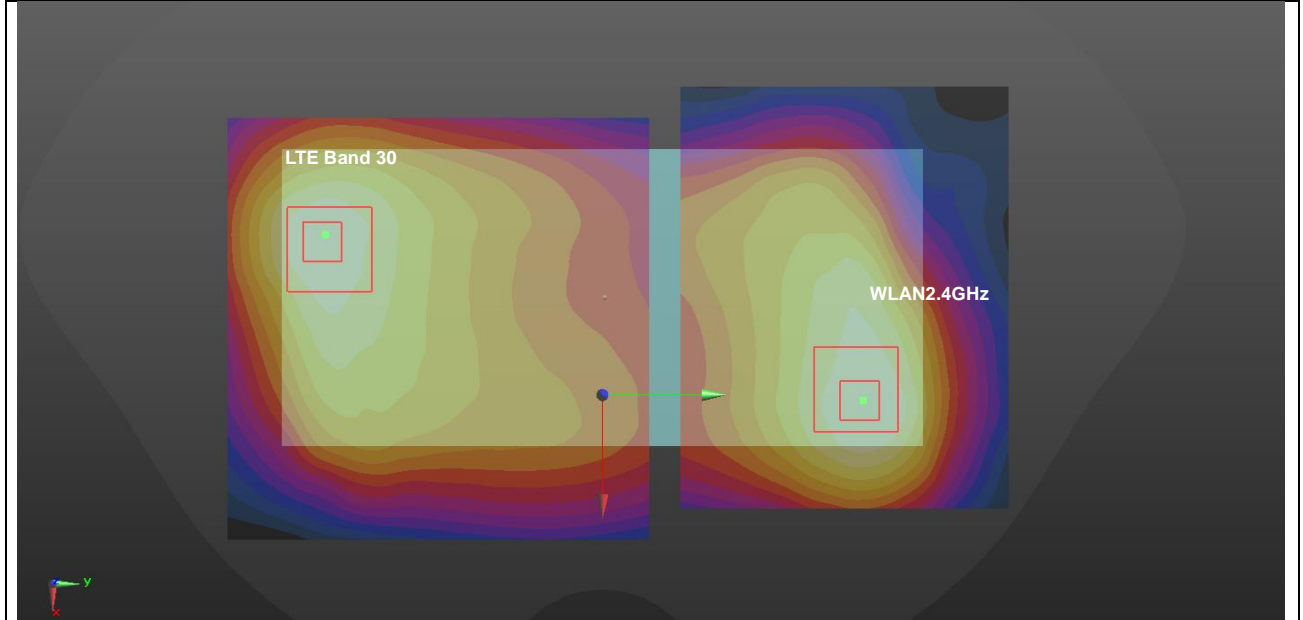
Case #43	Band	Position	SAR (W/kg)	Gap (mm)	SAR peak location (mm)			3D distance (mm)	Summed SAR (W/kg)	SPLSR Results	Simultaneous SAR
					X	Y	Z				
	LTE Band 26	Back	1.393	5mm	5.6	-83	-1.63	149.49	2.14	0.02	Not required
	WLAN 2.4GHz		0.751	5mm	-19.2	64.4	0.62				



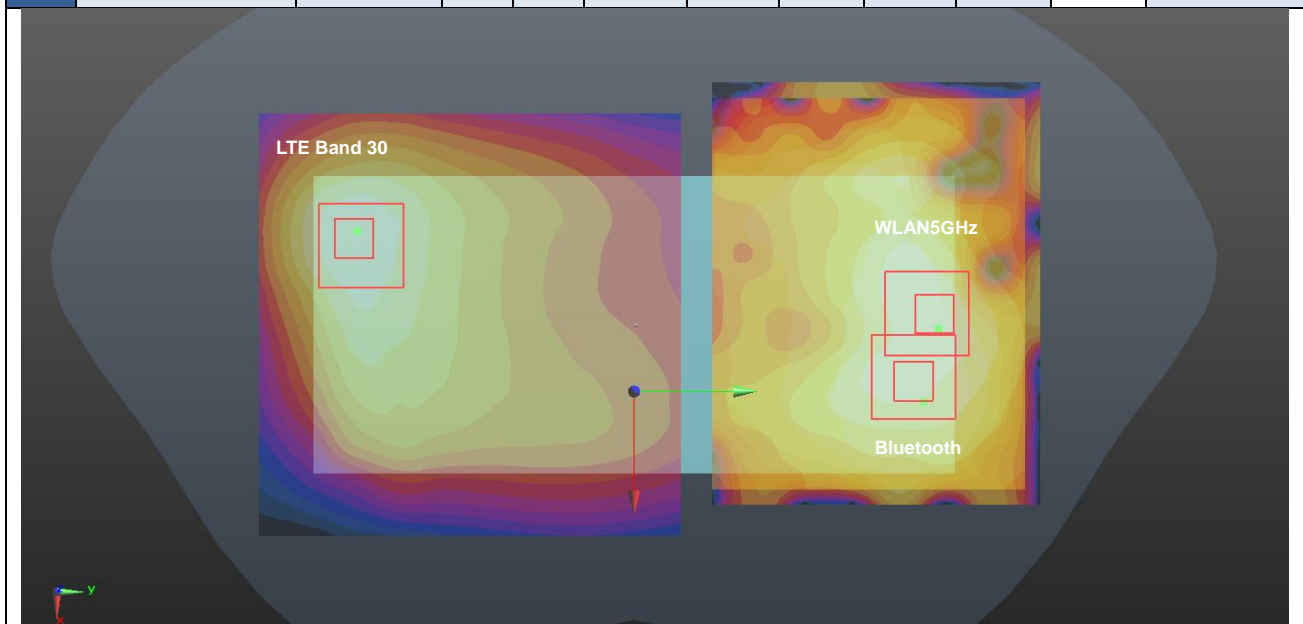
Case #44	Band	Position	SAR (W/kg)	Gap (mm)	SAR peak location (mm)			3D distance (mm)	Summed SAR (W/kg)	SPLSR Results	Simultaneous SAR
					X	Y	Z				
	LTE Band 26	Back	1.393	5mm	5.6	-83	-1.63	152.98	2.52	0.03	Not required
	Bluetooth		0.038	5mm	-21.2	67.6	0.61				
	WLAN5GHz		1.091	5mm	-7.8	70.4	1.21				
	LTE Band 26	Back	1.393	5mm	5.6	-83	-1.63	154.01	2.52	0.03	Not required
	WLAN5GHz		1.091	5mm	-7.8	70.4	1.21				
	Bluetooth		0.038	5mm	-21.2	67.6	0.61				



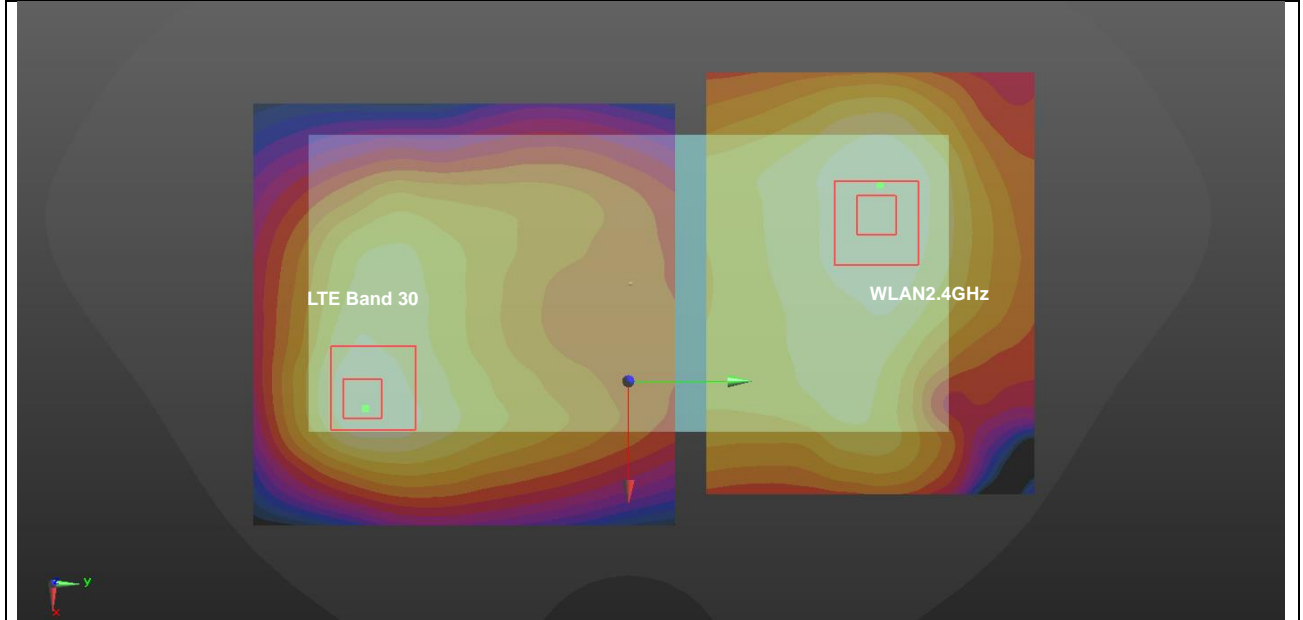
Case #45	Band	Position	SAR (W/kg)	Gap (mm)	SAR peak location (mm)			3D distance (mm)	Summed SAR (W/kg)	SPLSR Results	Simultaneous SAR
					X	Y	Z				
	LTE Band 30	Front	1.412	5mm	-23	-73.8	-0.71	152.87	2.12	0.02	Not required
	WLAN 2.4GHz		0.709	5mm	29.4	69.8	0.74				



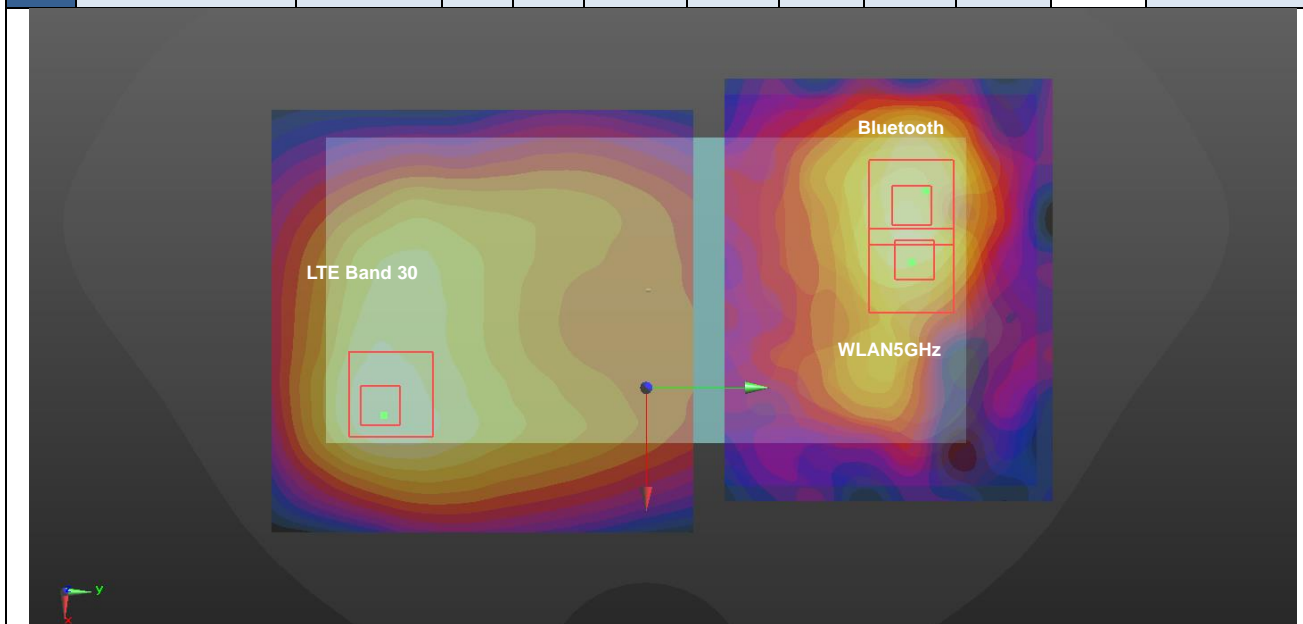
Case #46	Band	Position	SAR (W/kg)	Gap (mm)	SAR peak location (mm)			3D distance (mm)	Summed SAR (W/kg)	SPLSR Results	Simultaneous SAR
					X	Y	Z				
	LTE Band 30	Front	1.412	5mm	-23	-73.8	-0.71	150.86	2.02	0.02	Not required
	Bluetooth		0.036	5mm	22.6	70	0.7				
	WLAN5GHz		0.567	5mm	4.2	76.4	1.24				
	LTE Band 30	Front	1.412	5mm	-23	-73.8	-0.71	152.66	2.02	0.02	Not required
	WLAN5GHz		0.567	5mm	4.2	76.4	1.24				
	Bluetooth		0.036	5mm	22.6	70	0.7				



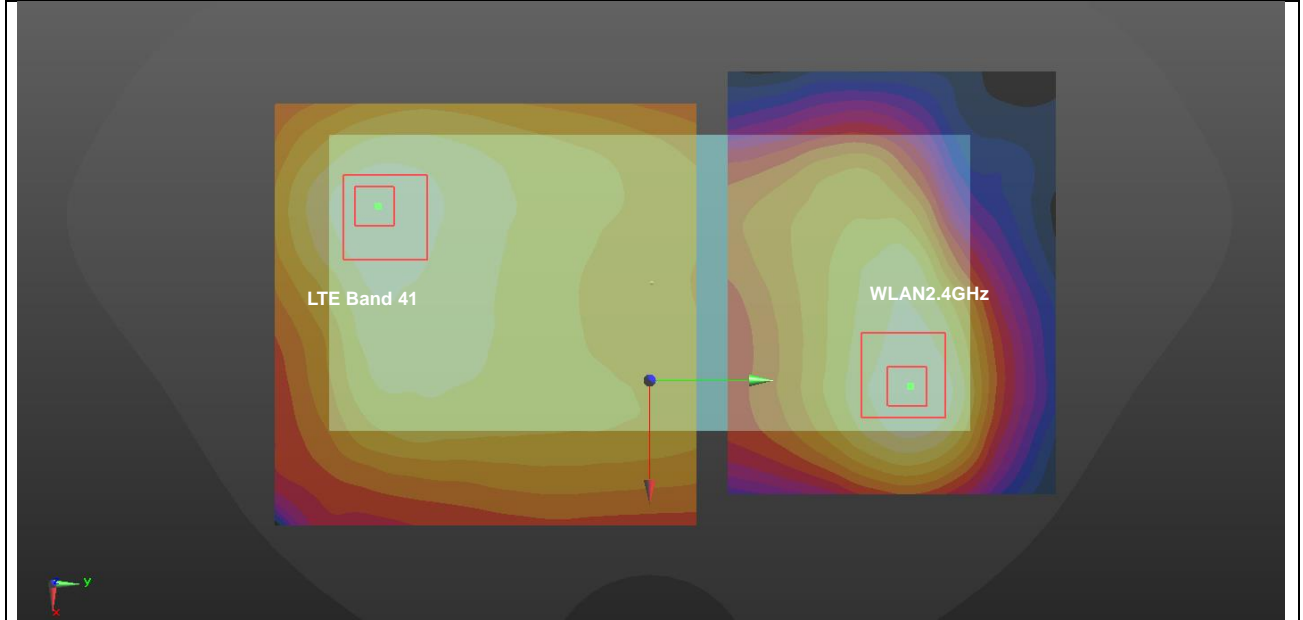
Case #47	Band	Position	SAR (W/kg)	Gap (mm)	SAR peak location (mm)			3D distance (mm)	Summed SAR (W/kg)	SPLSR Results	Simultaneous SAR
					X	Y	Z				
	LTE Band 30	Back	1.425	5mm	24	-69.2	-1.27	140.42	2.18	0.02	Not required
	WLAN 2.4GHz		0.751	5mm	-19.2	64.4	0.62				



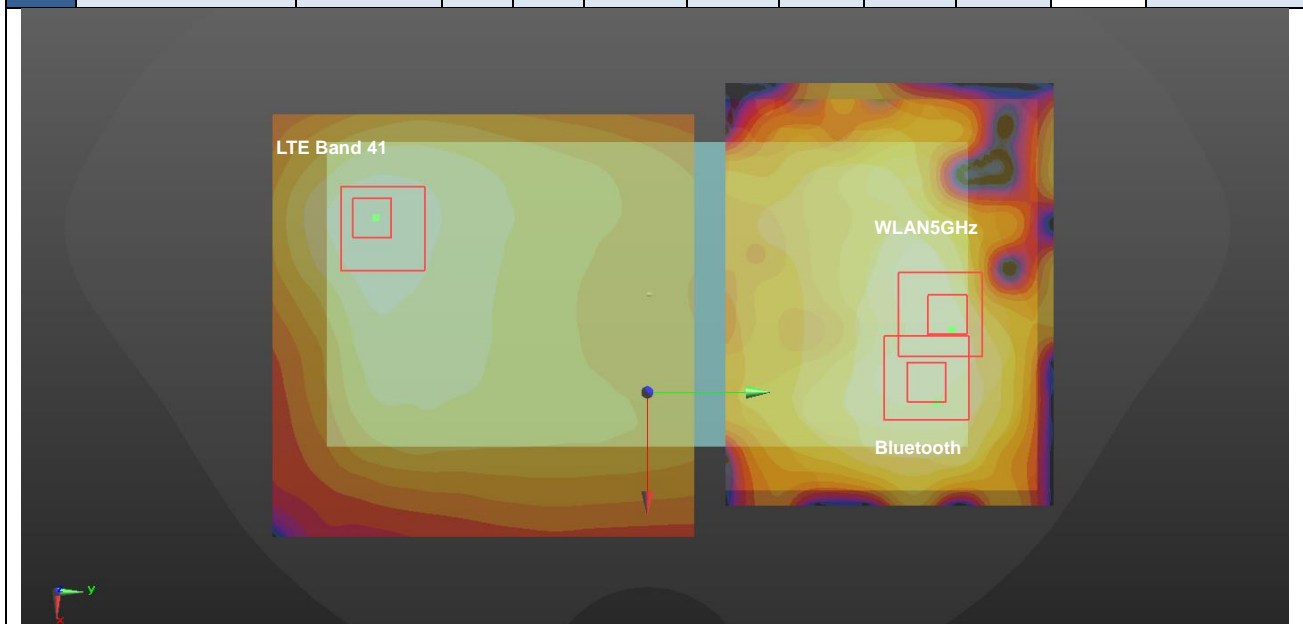
Case #48	Band	Position	SAR (W/kg)	Gap (mm)	SAR peak location (mm)			3D distance (mm)	Summed SAR (W/kg)	SPLSR Results	Simultaneous SAR
					X	Y	Z				
	LTE Band 30	Back	1.425	5mm	24	-69.2	-1.27	144.09	2.55	0.03	Not required
	Bluetooth		0.038	5mm	-21.2	67.6	0.61				
	WLAN5GHz		1.091	5mm	-7.8	70.4	1.21				
	LTE Band 30	Back	1.425	5mm	24	-69.2	-1.27	143.20	2.55	0.03	Not required
	WLAN5GHz		1.091	5mm	-7.8	70.4	1.21				
	Bluetooth		0.038	5mm	-21.2	67.6	0.61				



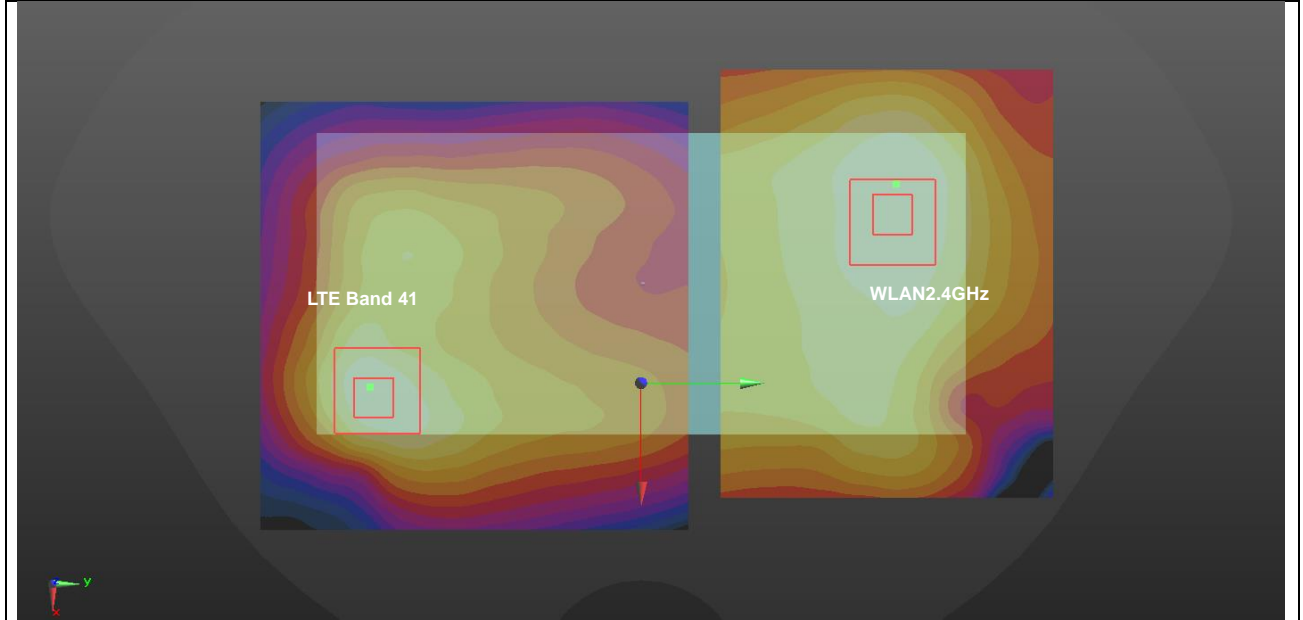
Case #49	Band	Position	SAR (W/kg)	Gap (mm)	SAR peak location (mm)			3D distance (mm)	Summed SAR (W/kg)	SPLSR Results	Simultaneous SAR
					X	Y	Z				
	LTE Band 41	Front	1.386	5mm	-28.6	-72.6	-1.62	153.78	2.10	0.02	Not required
	WLAN 2.4GHz		0.709	5mm	29.4	69.8	0.74				



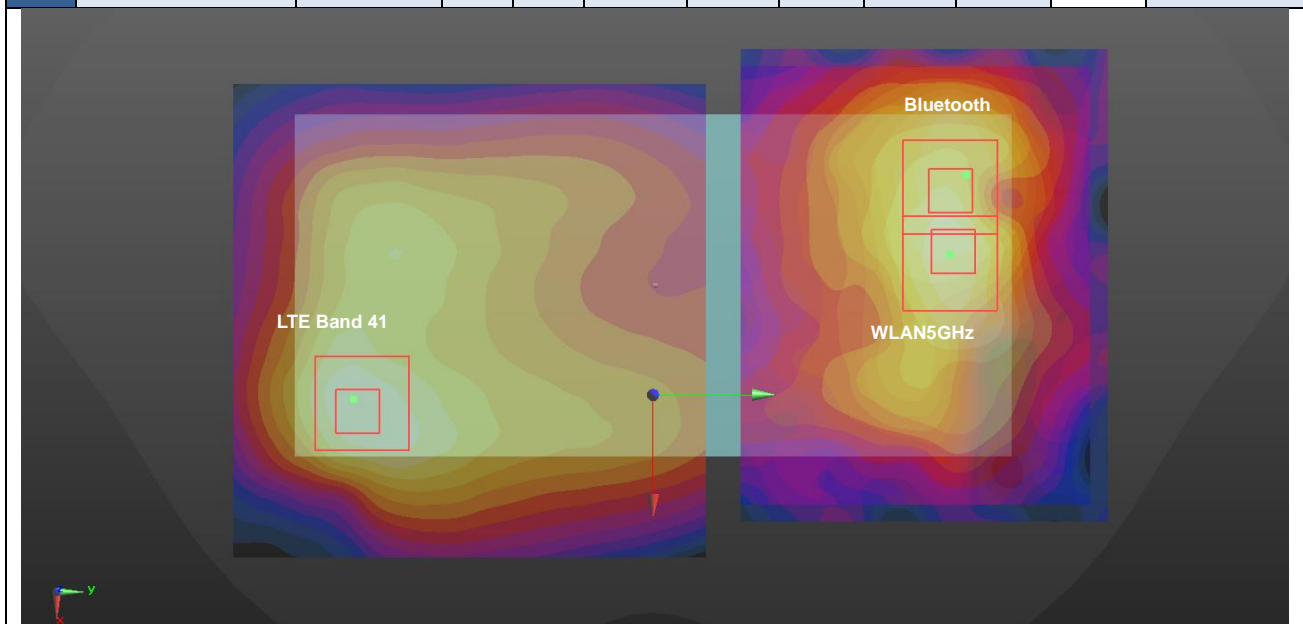
Case #50	Band	Position	SAR (W/kg)	Gap (mm)	SAR peak location (mm)			3D distance (mm)	Summed SAR (W/kg)	SPLSR Results	Simultaneous SAR
					X	Y	Z				
	LTE Band 41	Front	1.386	5mm	-28.6	-72.6	-1.62	151.53	1.99	0.02	Not required
	Bluetooth		0.036	5mm	22.6	70	0.7				
	WLAN5GHz		0.567	5mm	4.2	76.4	1.24				
	LTE Band 41	Front	1.386	5mm	-28.6	-72.6	-1.62	152.59	1.99	0.02	Not required
	WLAN5GHz		0.567	5mm	4.2	76.4	1.24				
	Bluetooth		0.036	5mm	22.6	70	0.7				



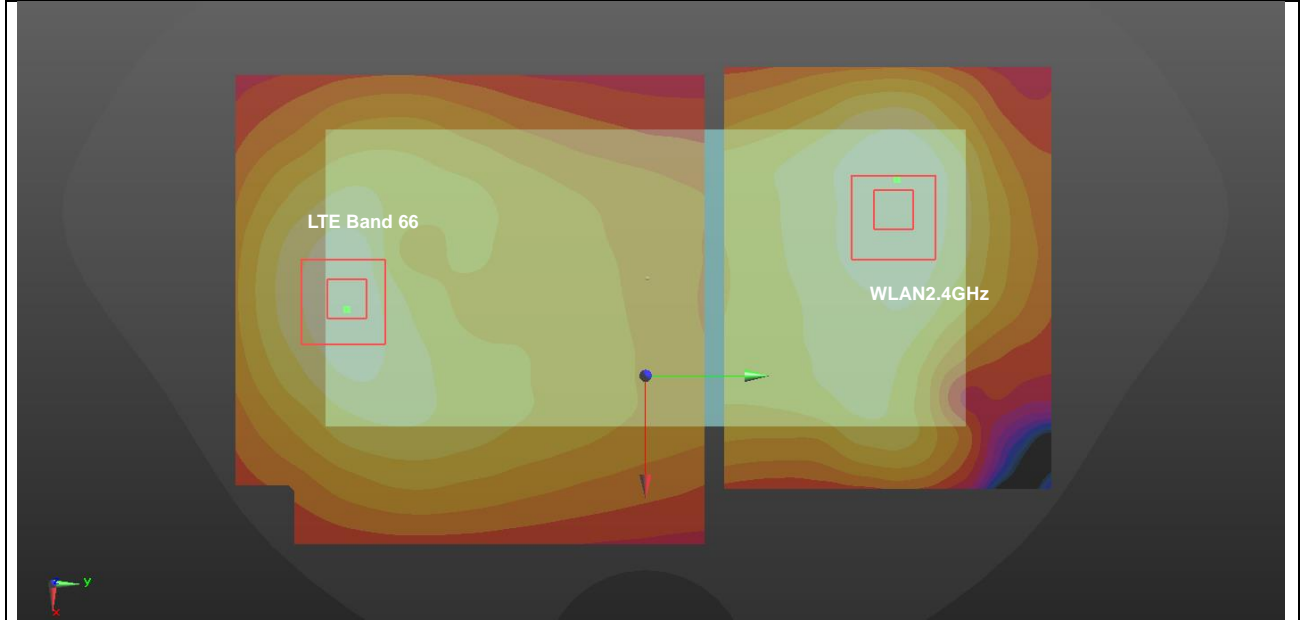
Case #51	Band	Position	SAR (W/kg)	Gap (mm)	SAR peak location (mm)			3D distance (mm)	Summed SAR (W/kg)	SPLSR Results	Simultaneous SAR
					X	Y	Z				
	LTE Band 41	Back	1.39	5mm	22	-68.4	-1.24	139.06	2.14	0.02	Not required
	WLAN 2.4GHz		0.751	5mm	-19.2	64.4	0.62				



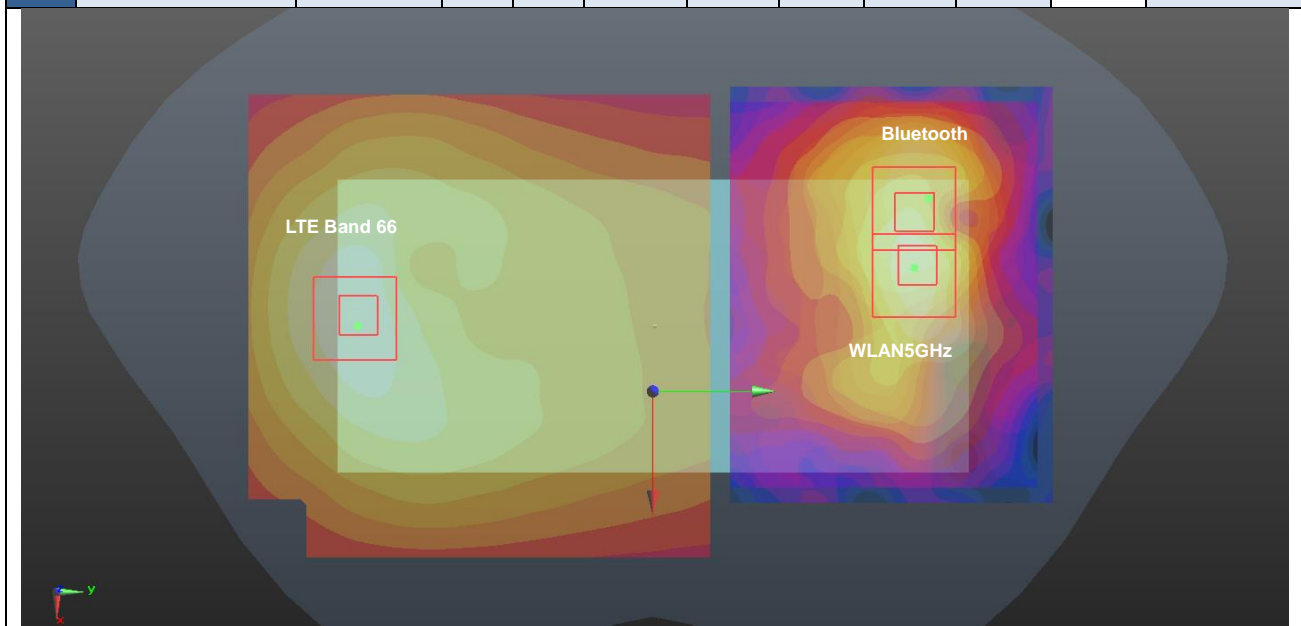
Case #52	Band	Position	SAR (W/kg)	Gap (mm)	SAR peak location (mm)			3D distance (mm)	Summed SAR (W/kg)	SPLSR Results	Simultaneous SAR
					X	Y	Z				
	LTE Band 41	Back	1.39	5mm	22	-68.4	-1.24	142.71	2.52	0.03	Not required
	Bluetooth		0.038	5mm	-21.2	67.6	0.61				
	WLAN5GHz		1.091	5mm	-7.8	70.4	1.21				
	LTE Band 41	Back	1.39	5mm	22	-68.4	-1.24	141.98	2.52	0.03	Not required
	WLAN5GHz		1.091	5mm	-7.8	70.4	1.21				
	Bluetooth		0.038	5mm	-21.2	67.6	0.61				



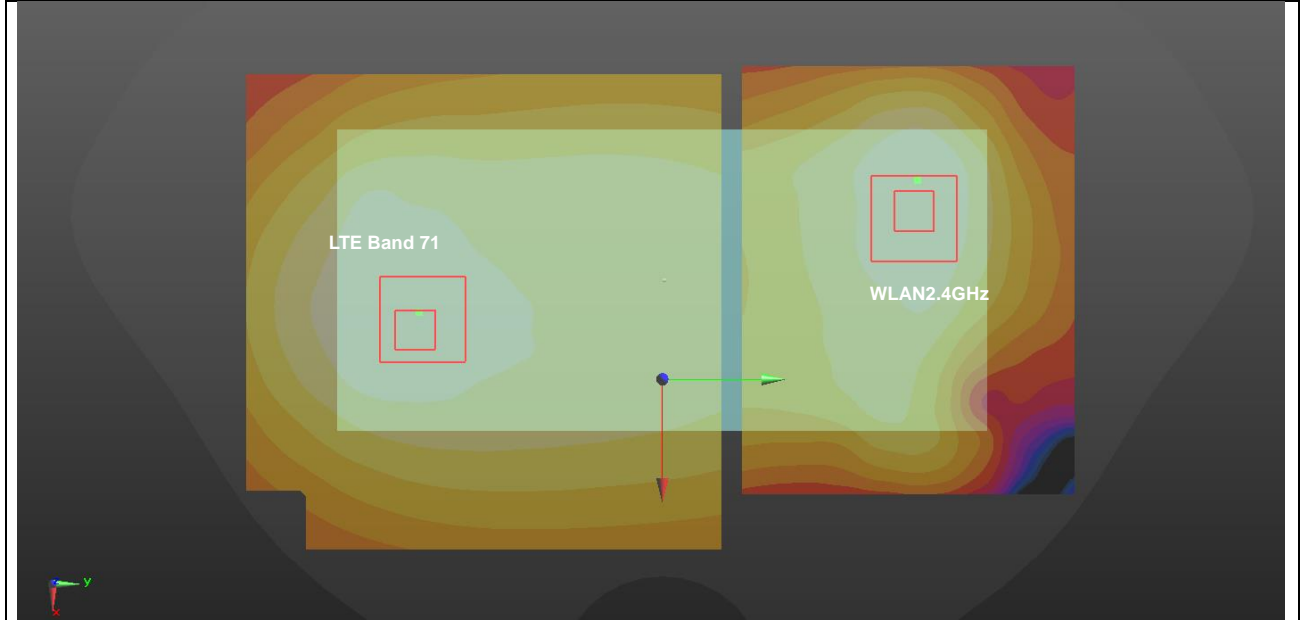
Case #53	Band	Position	SAR (W/kg)	Gap (mm)	SAR peak location (mm)			3D distance (mm)	Summed SAR (W/kg)	SPLSR Results	Simultaneous SAR
					X	Y	Z				
	LTE Band 66	Back	1.301	5mm	-4.8	-76.5	-1.25	141.65	2.05	0.02	Not required
	WLAN 2.4GHz		0.751	5mm	-19.2	64.4	0.62				



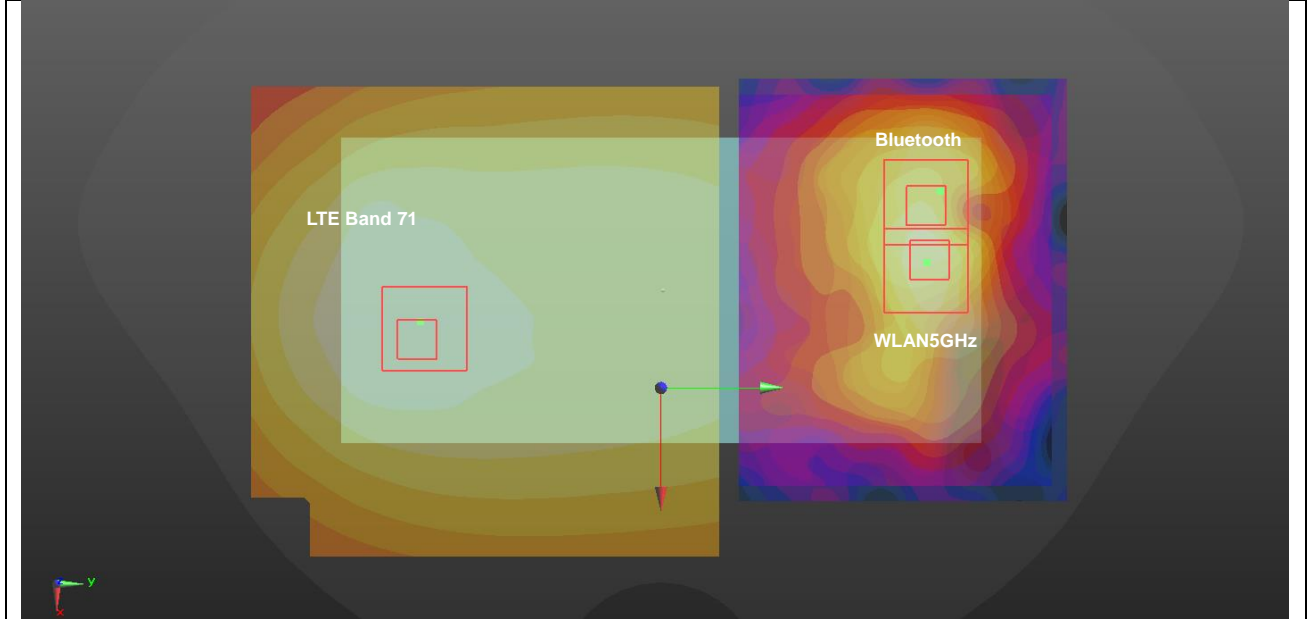
Case #54	Band	Position	SAR (W/kg)	Gap (mm)	SAR peak location (mm)			3D distance (mm)	Summed SAR (W/kg)	SPLSR Results	Simultaneous SAR
					X	Y	Z				
	LTE Band 66	Back	1.301	5mm	-4.8	-76.5	-1.25	145.04	2.43	0.03	Not required
	Bluetooth		0.038	5mm	-21.2	67.6	0.61				
	WLAN5GHz		1.091	5mm	-7.8	70.4	1.21				
	LTE Band 66	Back	1.301	5mm	-4.8	-76.5	-1.25	146.95	2.43	0.03	Not required
	WLAN5GHz		1.091	5mm	-7.8	70.4	1.21				
	Bluetooth		0.038	5mm	-21.2	67.6	0.61				



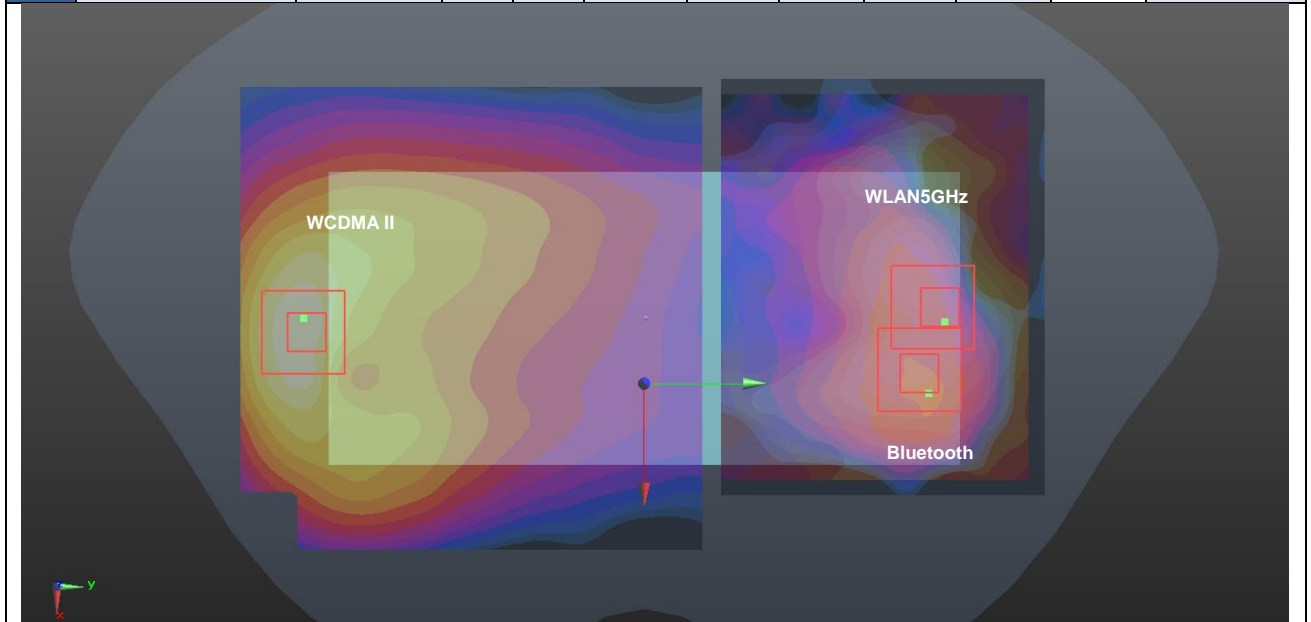
Case #55	Band	Position	SAR (W/kg)	Gap (mm)	SAR peak location (mm)			3D distance (mm)	Summed SAR (W/kg)	SPLSR Results	Simultaneous SAR
					X	Y	Z				
	LTE Band 71	Back	0.916	5mm	8	-66.3	-1.78	133.52	1.67	0.02	Not required
	WLAN 2.4GHz		0.751	5mm	-19.2	64.4	0.62				



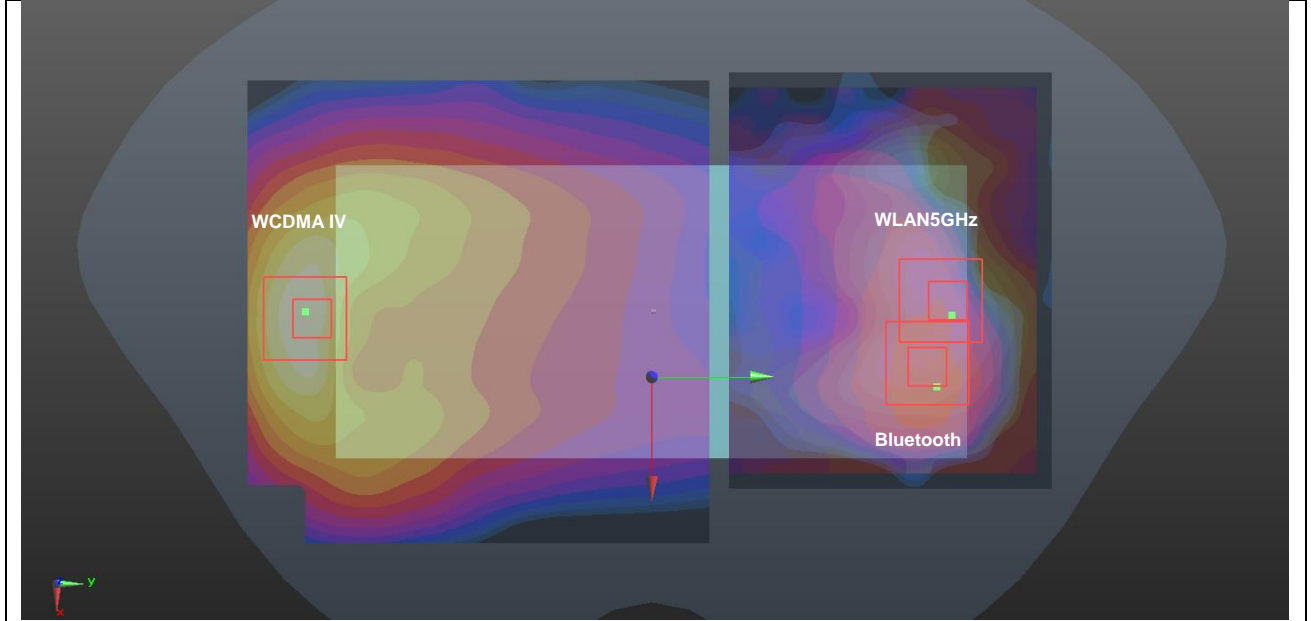
Case #56	Band	Position	SAR (W/kg)	Gap (mm)	SAR peak location (mm)			3D distance (mm)	Summed SAR (W/kg)	SPLSR Results	Simultaneous SAR
					X	Y	Z				
Case #56	LTE Band 71	Back	0.916	5mm	8	-66.3	-1.78	137.07	2.05	0.02	Not required
	Bluetooth		0.038	5mm	-21.2	67.6	0.61				
	WLAN5GHz		1.091	5mm	-7.8	70.4	1.21				
Case #56	LTE Band 71	Back	0.916	5mm	8	-66.3	-1.78	137.64	2.05	0.02	Not required
	WLAN5GHz		1.091	5mm	-7.8	70.4	1.21				
	Bluetooth		0.038	5mm	-21.2	67.6	0.61				



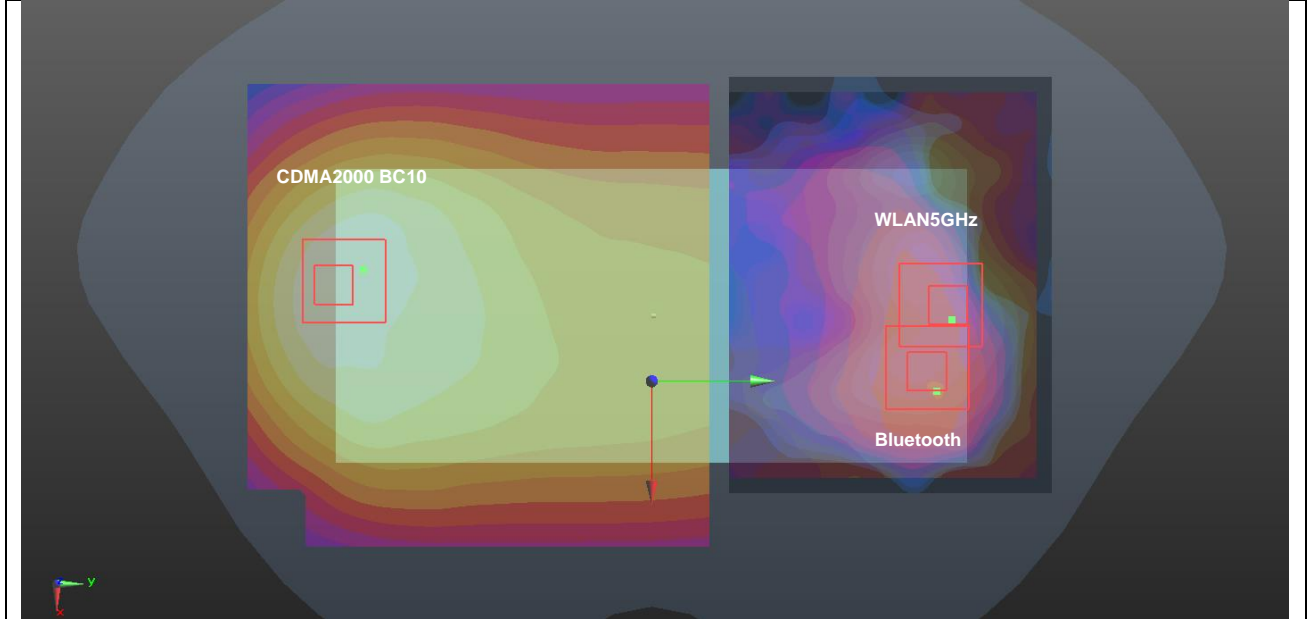
Case #57	Band	Position	SAR (W/kg)	Gap (mm)	SAR peak location (mm)			3D distance (mm)	Summed SAR (W/kg)	SPLSR Results	Simultaneous SAR
					X	Y	Z				
Case #57	WCDMA II	Front	1.009	5mm	4.8	-86.9	-1.41	157.92	1.61	0.01	Not required
	Bluetooth		0.036	5mm	22.6	70	0.7				
	WLAN5GHz		0.567	5mm	4.2	76.4	1.24				
	WCDMA II	Front	1.009	5mm	4.8	-86.9	-1.41	163.32	1.61	0.01	Not required
	WLAN5GHz		0.567	5mm	4.2	76.4	1.24				
	Bluetooth		0.036	5mm	22.6	70	0.7				



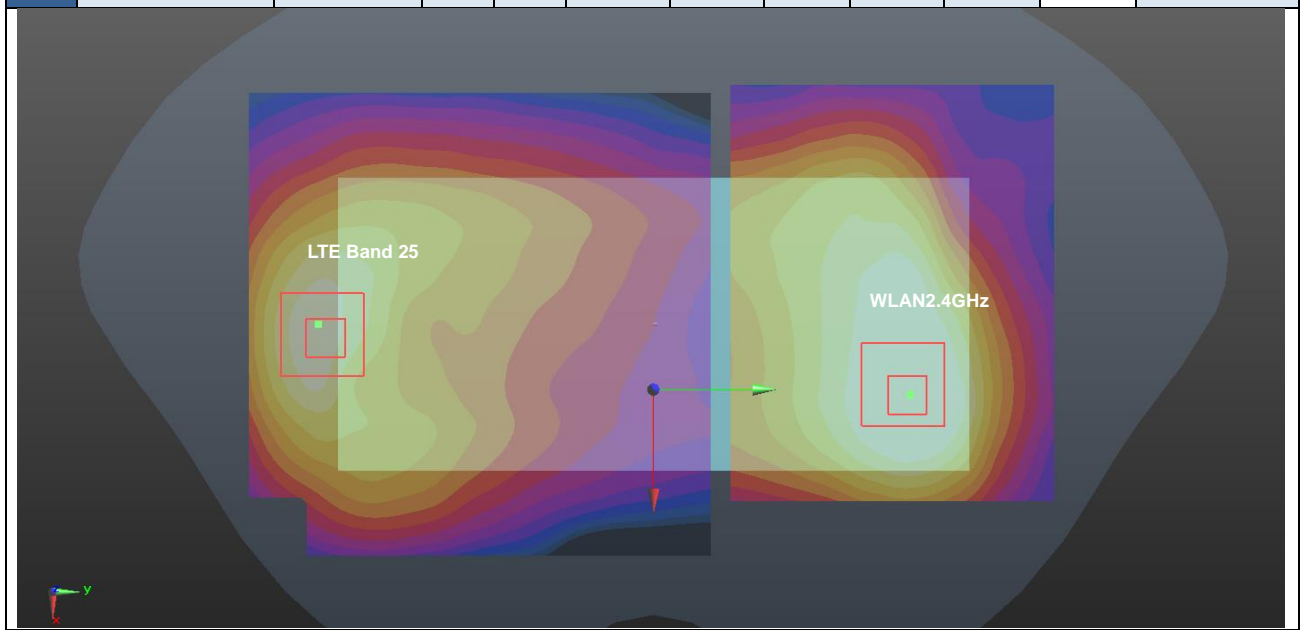
Case #58	Band	Position	SAR (W/kg)	Gap (mm)	SAR peak location (mm)			3D distance (mm)	Summed SAR (W/kg)	SPLSR Results	Simultaneous SAR
					X	Y	Z				
Case #58	WCDMA IV	Front	1.047	5mm	3.2	-86.8	-1.36	158.01	1.65	0.01	Not required
	Bluetooth		0.036	5mm	22.6	70	0.7				
	WLAN5GHz		0.567	5mm	4.2	76.4	1.24				
	WCDMA IV	Front	1.047	5mm	3.2	-86.8	-1.36	163.22	1.65	0.01	Not required
	WLAN5GHz		0.567	5mm	4.2	76.4	1.24				
	Bluetooth		0.036	5mm	22.6	70	0.7				



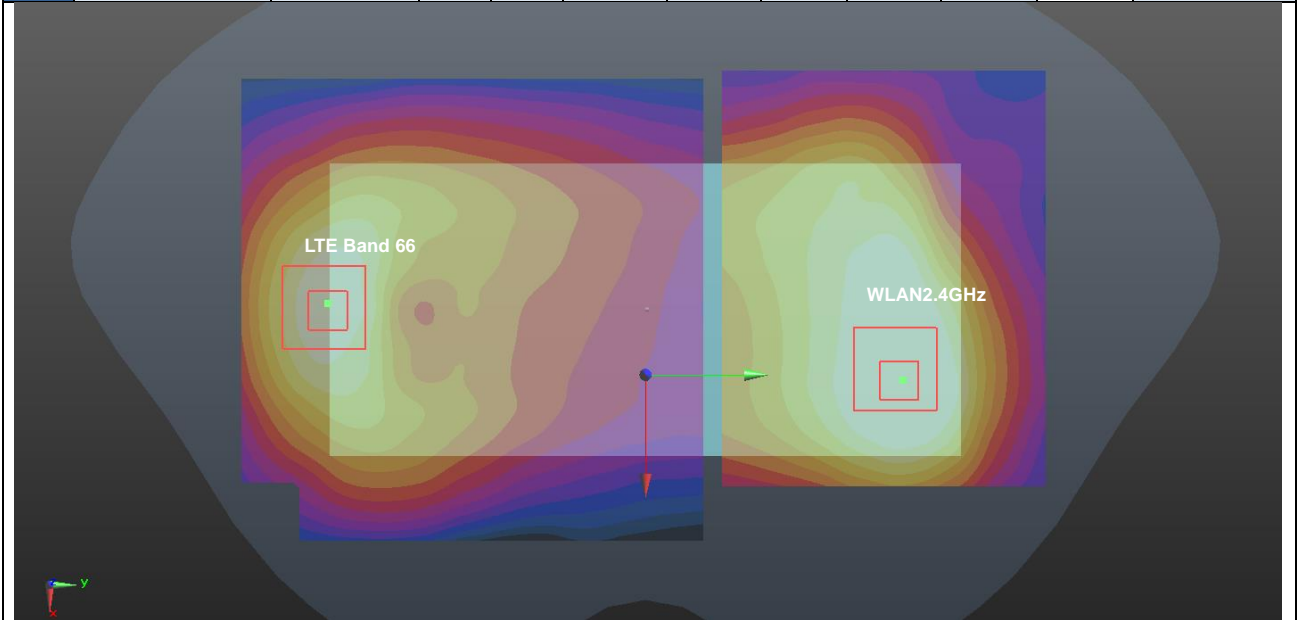
Case #59	Band	Position	SAR (W/kg)	Gap (mm)	SAR peak location (mm)			3D distance (mm)	Summed SAR (W/kg)	SPLSR Results	Simultaneous SAR
					X	Y	Z				
Case #59	CDMA2000 BC10	Front	0.993	5mm	-10.4	-81.4	-1.69	154.97	1.60	0.01	Not required
	Bluetooth		0.036	5mm	22.6	70	0.7				
	WLAN5GHz		0.567	5mm	4.2	76.4	1.24				
Case #59	CDMA2000 BC10	Front	0.993	5mm	-10.4	-81.4	-1.69	158.50	1.60	0.01	Not required
	WLAN5GHz		0.567	5mm	4.2	76.4	1.24				
	Bluetooth		0.036	5mm	22.6	70	0.7				



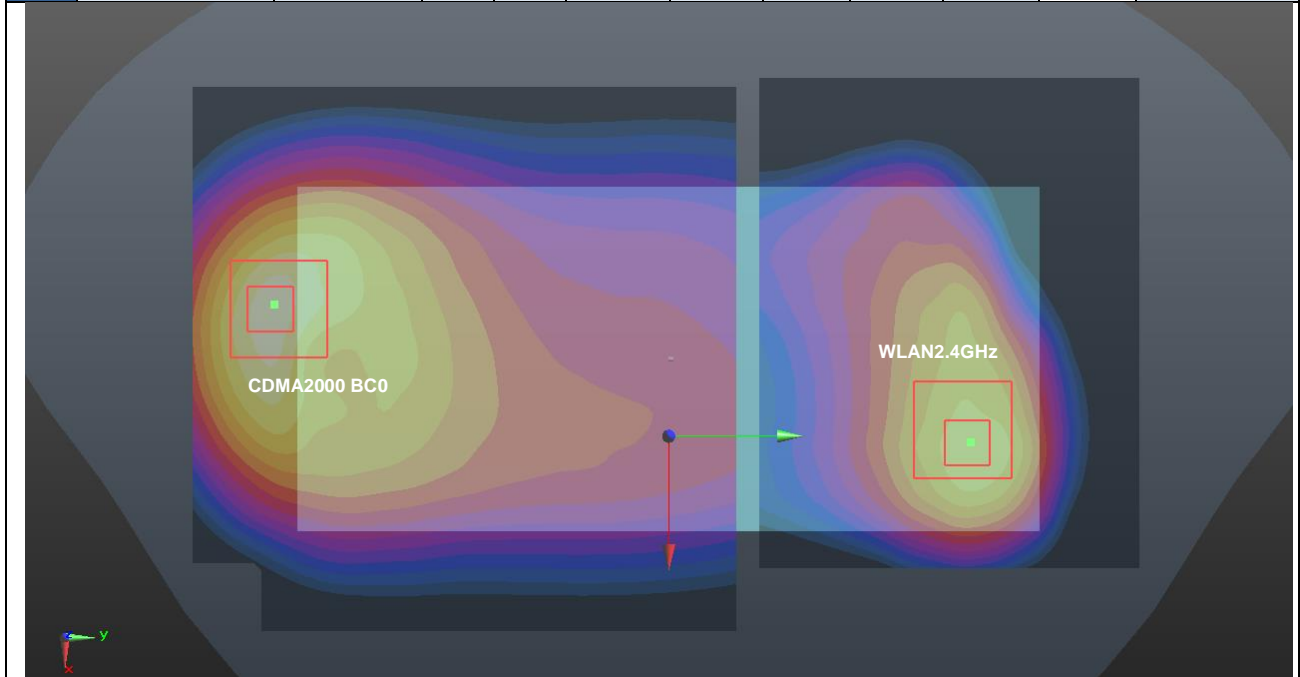
Case #60	Band	Position	SAR (W/kg)	Gap (mm)	SAR peak location (mm)			3D distance (mm)	Summed SAR (W/kg)	SPLSR Results	Simultaneous SAR
					X	Y	Z				
Case #60	LTE Band 25	Front	0.96	5mm	3.2	-83.8	-1.52	155.83	1.67	0.01	Not required
	WLAN 2.4GHz		0.709	5mm	29.4	69.8	0.74				



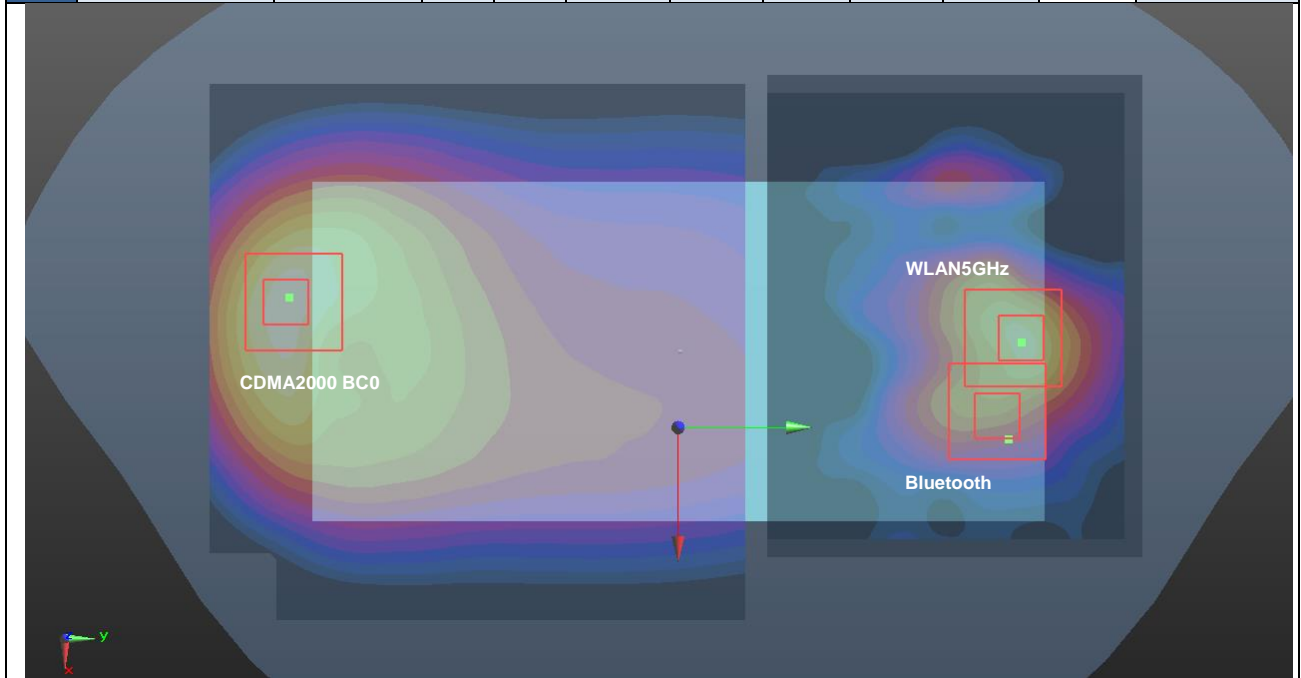
Case #61	Band	Position	SAR (W/kg)	Gap (mm)	SAR peak location (mm)			3D distance (mm)	Summed SAR (W/kg)	SPLSR Results	Simultaneous SAR
					X	Y	Z				
	LTE Band 66	Front	0.894	5mm	1.7	-80.9	-1.51	153.24	1.60	0.01	Not required
	WLAN 2.4GHz		0.709	5mm	29.4	69.8	0.74				



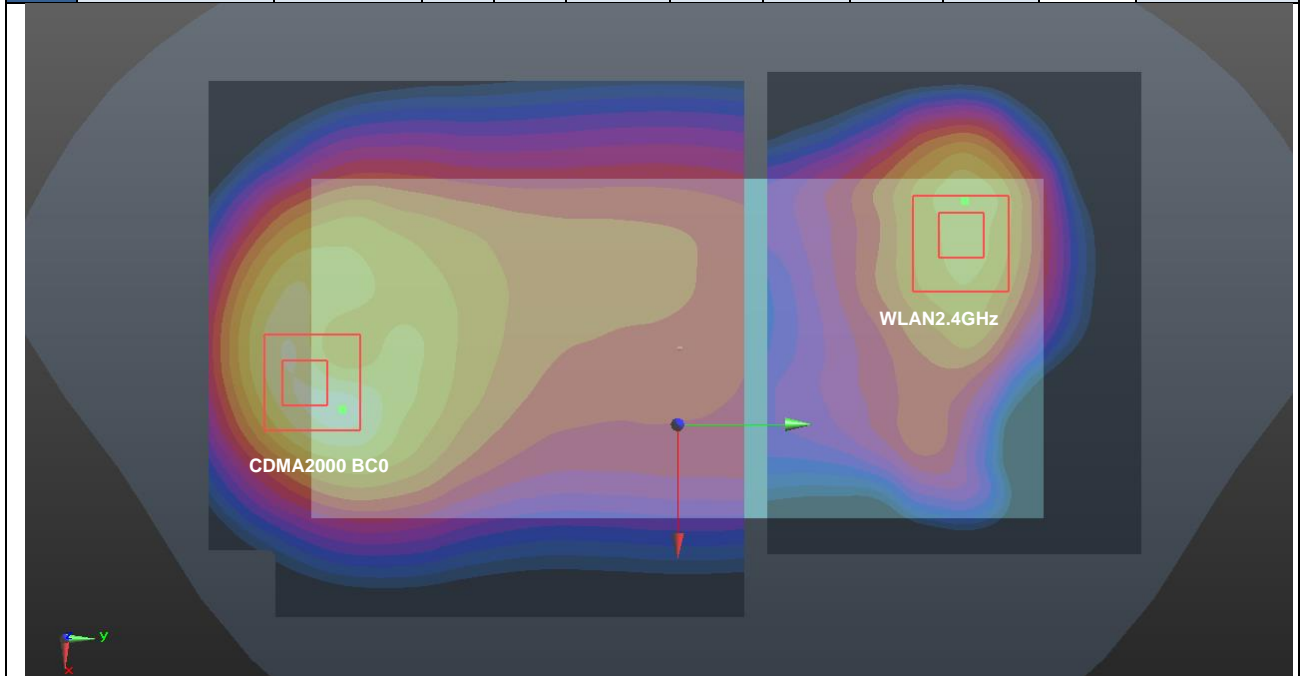
Case #62	Band	Position	SAR (W/kg)	Gap (mm)	SAR peak location (mm)			3D distance (mm)	Summed SAR (W/kg)	SPLSR Results	Simultaneous SAR
					X	Y	Z				
	CDMA2000 BC0	Front	1.278	5mm	-12	-87	-0.69	162.18	1.99	0.02	Not required
	WLAN 2.4GHz		0.709	5mm	29.4	69.8	0.74				



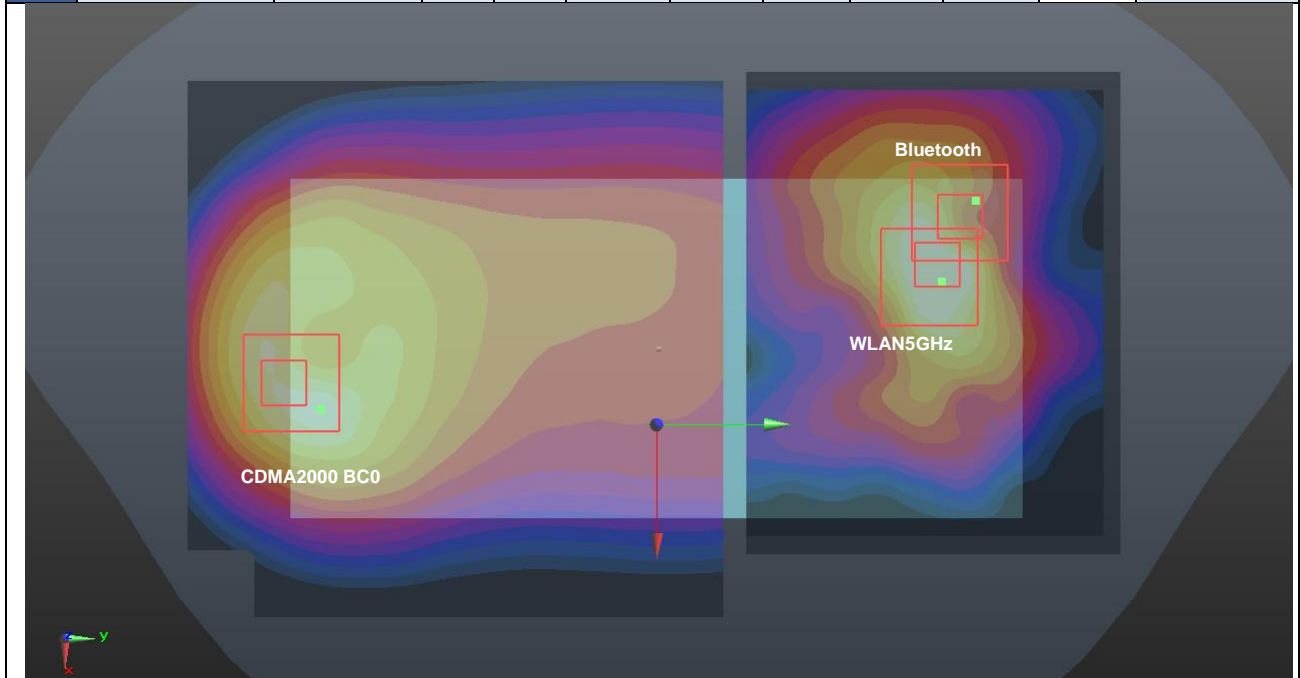
Case #63	Band	Position	SAR (W/kg)	Gap (mm)	SAR peak location (mm)			3D distance (mm)	Summed SAR (W/kg)	SPLSR Results	Simultaneous SAR
					X	Y	Z				
Case #63	CDMA2000 BC0	Front	1.278	5mm	-12	-87	-0.69	160.77	1.88	0.02	Not required
	Bluetooth		0.036	5mm	22.6	70	0.7				
	WLAN5GHz		0.567	5mm	4.4	77	1.24				
Case #63	CDMA2000 BC0	Front	1.278	5mm	-12	-87	-0.69	164.83	1.88	0.02	Not required
	WLAN5GHz		0.567	5mm	4.4	77	1.24				
	Bluetooth		0.036	5mm	22.6	70	0.7				



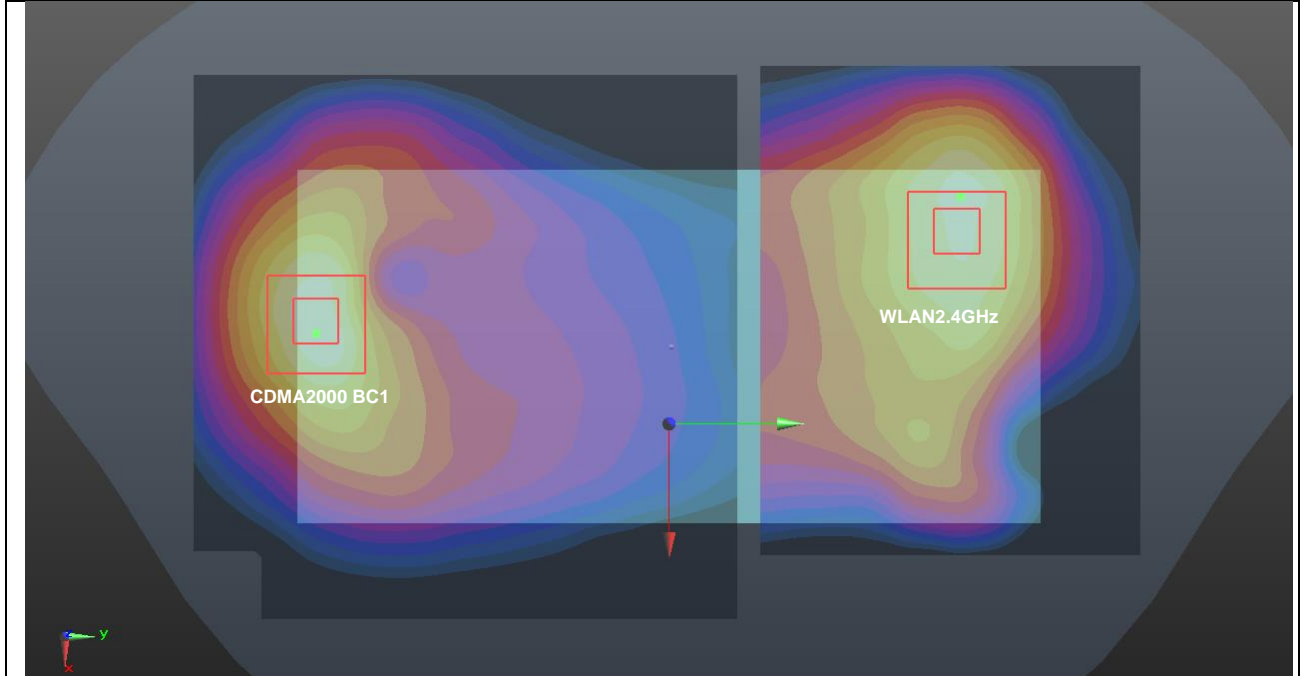
Case #64	Band	Position	SAR (W/kg)	Gap (mm)	SAR peak location (mm)			3D distance (mm)	Summed SAR (W/kg)	SPLSR Results	Simultaneous SAR
					X	Y	Z				
	CDMA2000 BC0	Back	1.387	5mm	10.3	-81.4	-0.68	148.76	2.14	0.02	Not required
	WLAN 2.4GHz		0.751	5mm	-19.2	64.4	0.62				



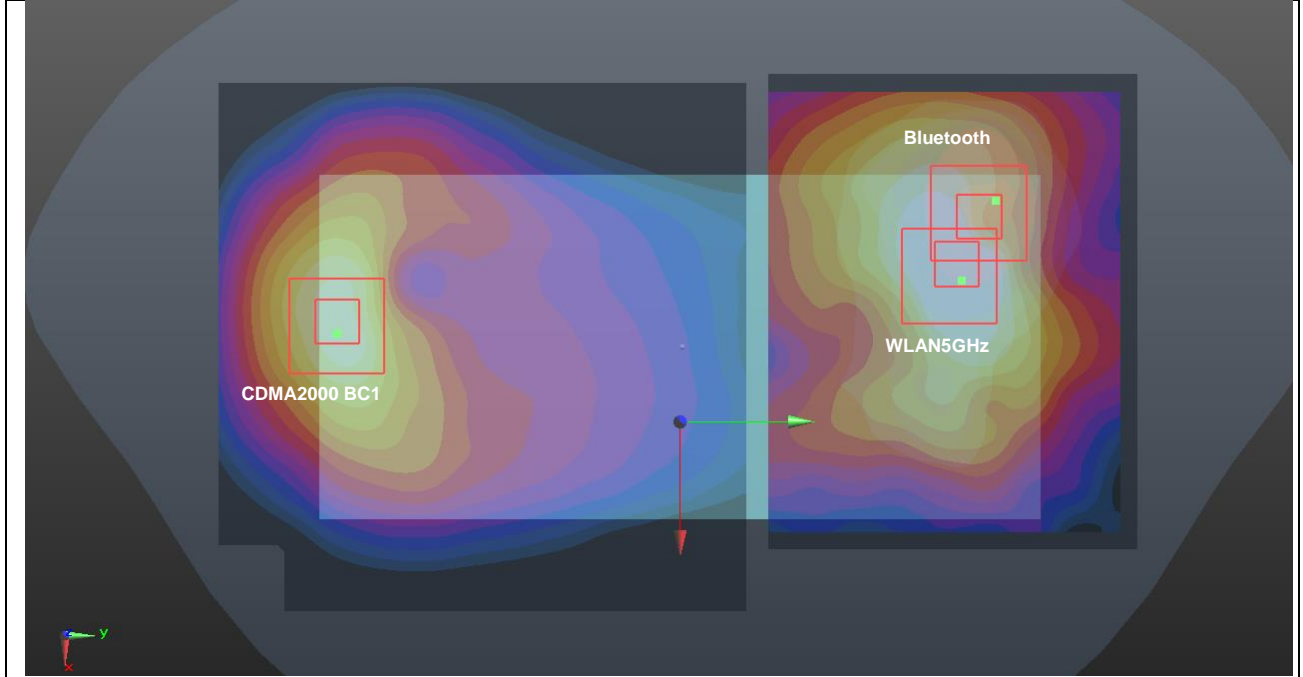
Case #65	Band	Position	SAR (W/kg)	Gap (mm)	SAR peak location (mm)			3D distance (mm)	Summed SAR (W/kg)	SPLSR Results	Simultaneous SAR
					X	Y	Z				
Case #65	CDMA2000 BC0	Back	1.387	5mm	10.3	-81.4	-0.68	152.30	2.52	0.03	Not required
	Bluetooth		0.038	5mm	-21.2	67.6	0.61				
	WLAN5GHz		1.091	5mm	-11	64	0.6				
Case #65	CDMA2000 BC0	Back	1.387	5mm	10.3	-81.4	-0.68	146.96	2.52	0.03	Not required
	WLAN5GHz		1.091	5mm	-11	64	0.6				
	Bluetooth		0.038	5mm	-21.2	67.6	0.61				



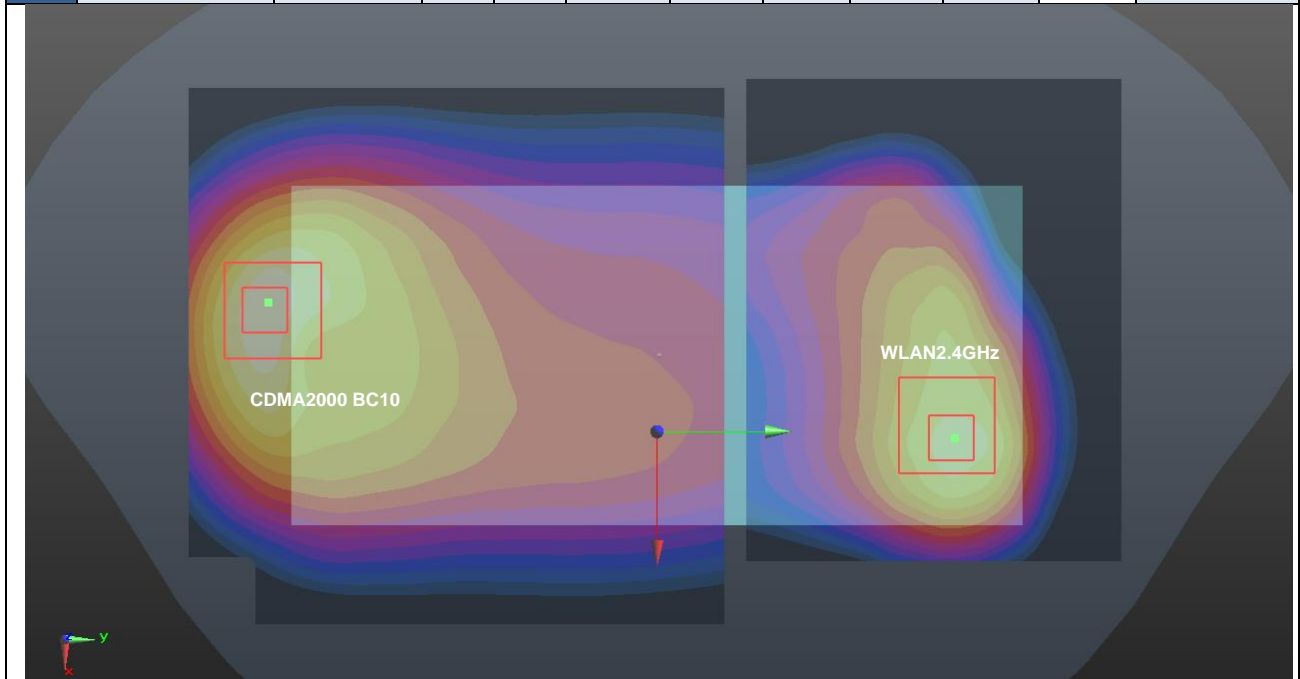
Case #66	Band	Position	SAR (W/kg)	Gap (mm)	SAR peak location (mm)			3D distance (mm)	Summed SAR (W/kg)	SPLSR Results	Simultaneous SAR
					X	Y	Z				
	CDMA2000 BC1	Back	1.181	5mm	-7.8	-78	-1.57	142.87	2.10	0.02	Not required
	WLAN 2.4GHz		0.751	5mm	-19.2	64.4	0.62				



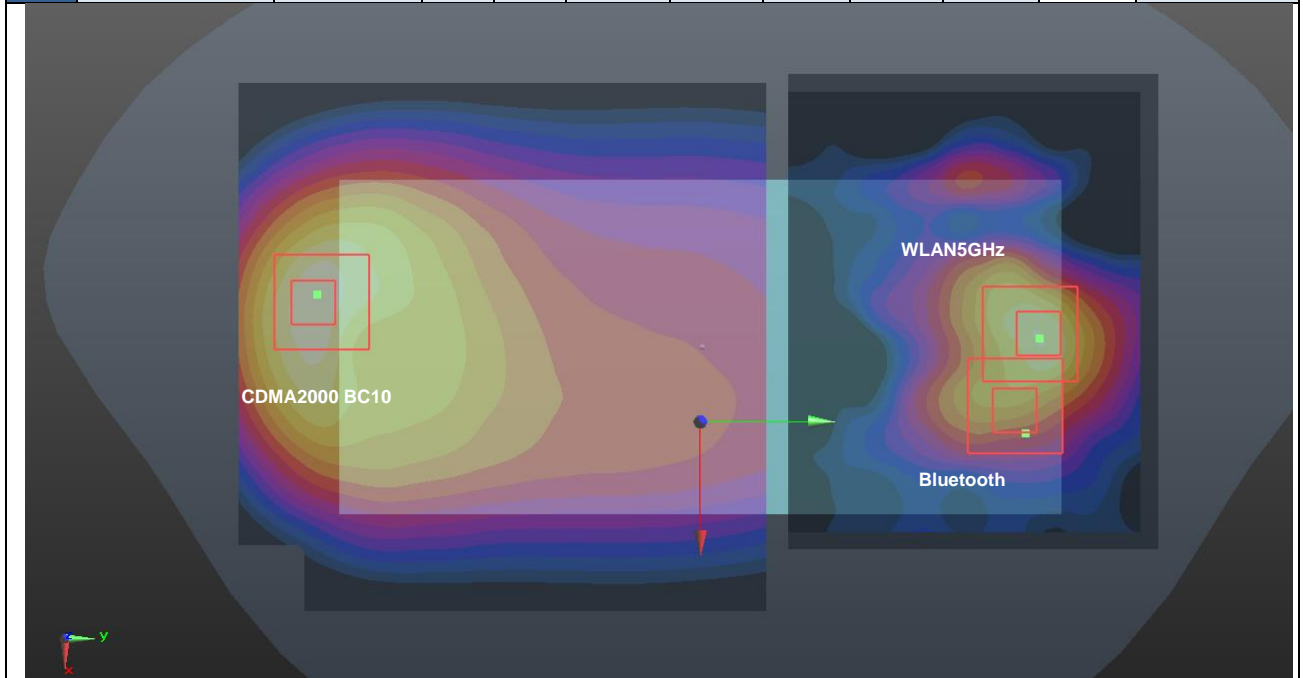
Case #67	Band	Position	SAR (W/kg)	Gap (mm)	SAR peak location (mm)			3D distance (mm)	Summed SAR (W/kg)	SPLSR Results	Simultaneous SAR
					X	Y	Z				
Case #67	CDMA2000 BC1	Back	1.181	5mm	-7.8	-78	-1.57	146.23	2.48	0.03	Not required
	Bluetooth		0.038	5mm	-21.2	67.6	0.61				
	WLAN5GHz		1.091	5mm	-11	64	0.6				
Case #67	CDMA2000 BC1	Back	1.181	5mm	-7.8	-78	-1.57	142.05	2.48	0.03	Not required
	WLAN5GHz		1.091	5mm	-11	64	0.6				
	Bluetooth		0.038	5mm	-21.2	67.6	0.61				



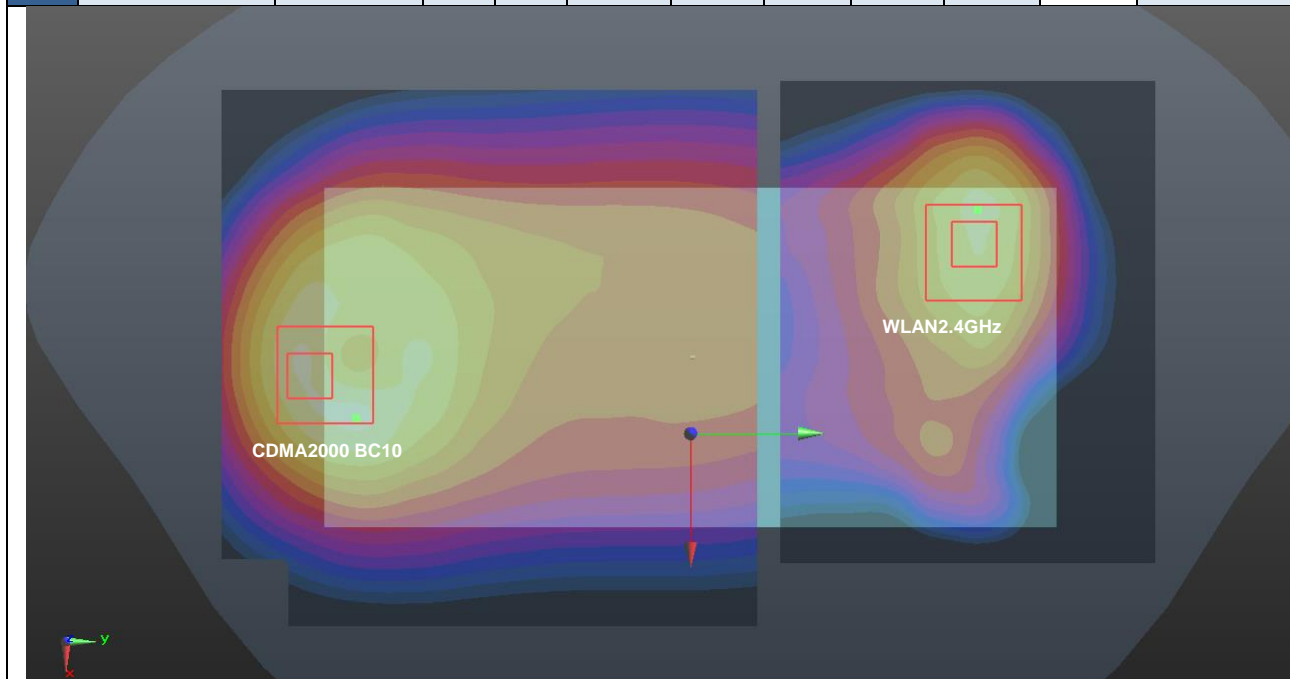
Case #68	Band	Position	SAR (W/kg)	Gap (mm)	SAR peak location (mm)			3D distance (mm)	Summed SAR (W/kg)	SPLSR Results	Simultaneous SAR
					X	Y	Z				
	CDMA2000 BC10	Front	1.121	5mm	-10.4	-87	-0.7	161.78	1.83	0.02	Not required
	WLAN 2.4GHz		0.709	5mm	29.4	69.8	0.74				



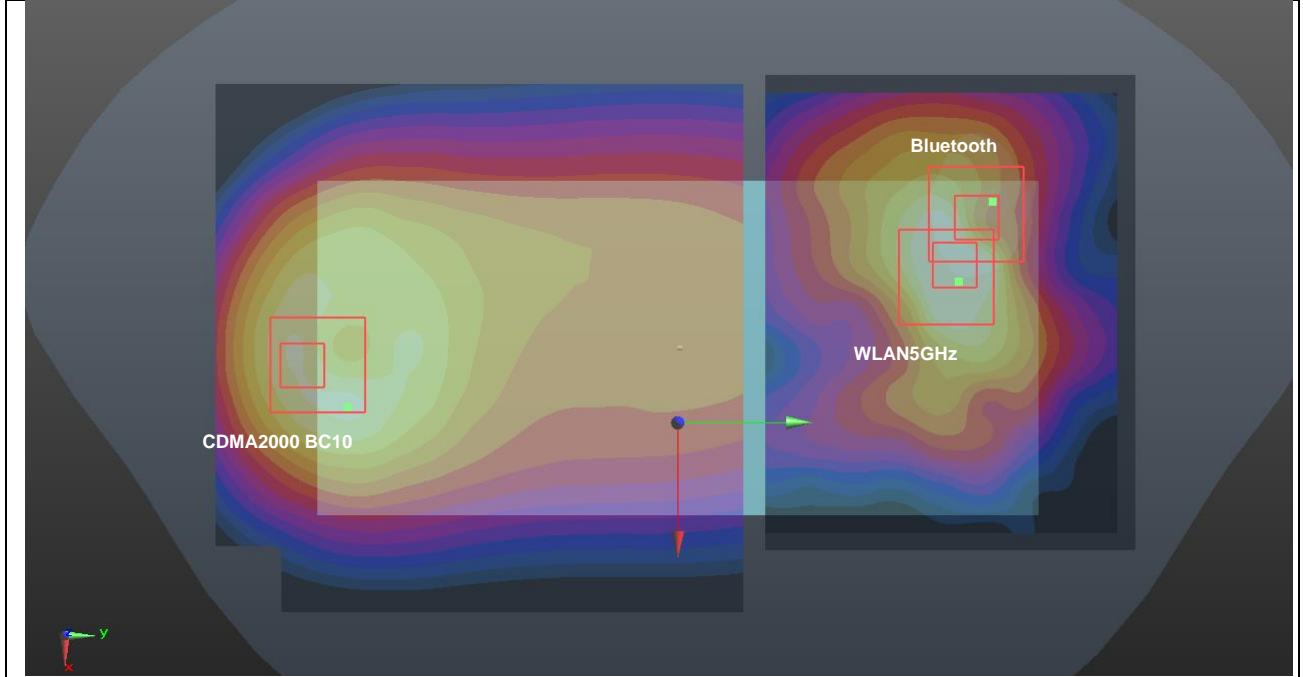
Case #69	Band	Position	SAR (W/kg)	Gap (mm)	SAR peak location (mm)			3D distance (mm)	Summed SAR (W/kg)	SPLSR Results	Simultaneous SAR
					X	Y	Z				
Case #69	CDMA2000 BC10	Front	1.121	5mm	-10.4	-87	-0.7	160.44	1.72	0.01	Not required
	Bluetooth		0.036	5mm	22.6	70	0.7				
	WLAN5GHz		0.567	5mm	4.4	77	1.24				
Case #69	CDMA2000 BC10	Front	1.121	5mm	-10.4	-87	-0.7	164.68	1.72	0.01	Not required
	WLAN5GHz		0.567	5mm	4.4	77	1.24				
	Bluetooth		0.036	5mm	22.6	70	0.7				



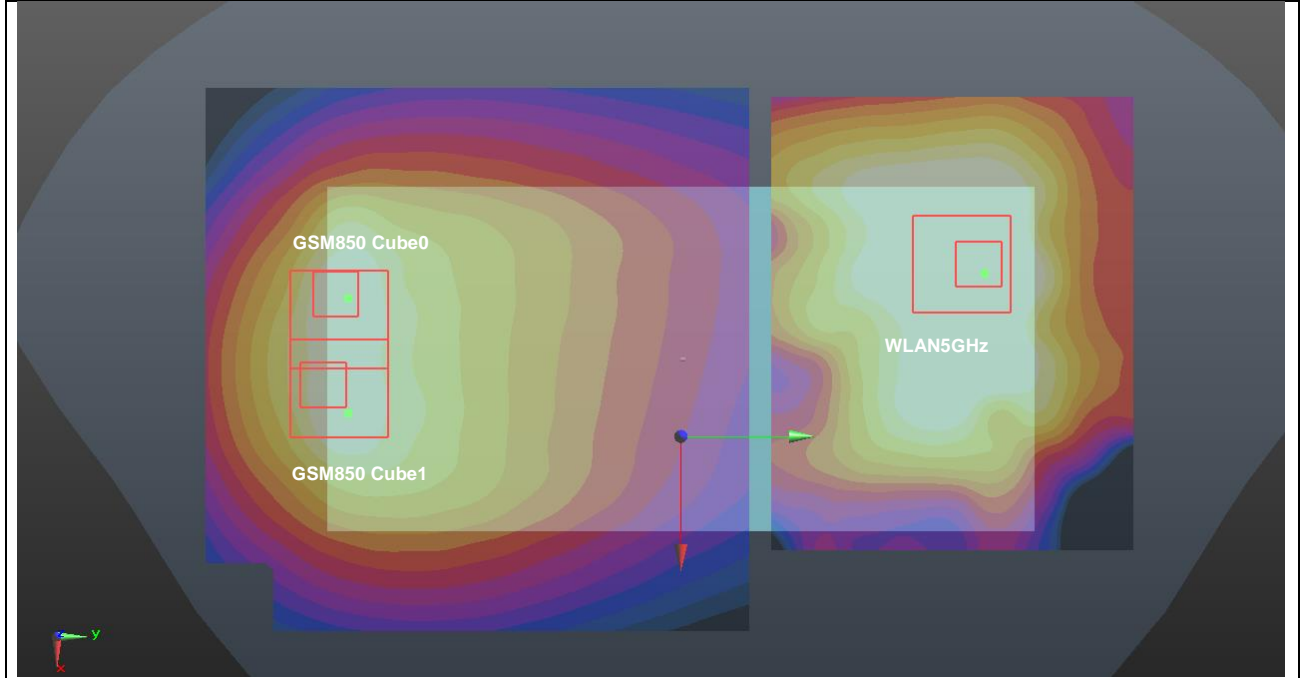
Case #70	Band	Position	SAR (W/kg)	Gap (mm)	SAR peak location (mm)			3D distance (mm)	Summed SAR (W/kg)	SPLSR Results	Simultaneous SAR
					X	Y	Z				
	CDMA2000 BC10	Back	1.274	5mm	5.5	-83	-0.72	149.46	2.03	0.02	Not required
	WLAN 2.4GHz		0.751	5mm	-19.2	64.4	0.62				



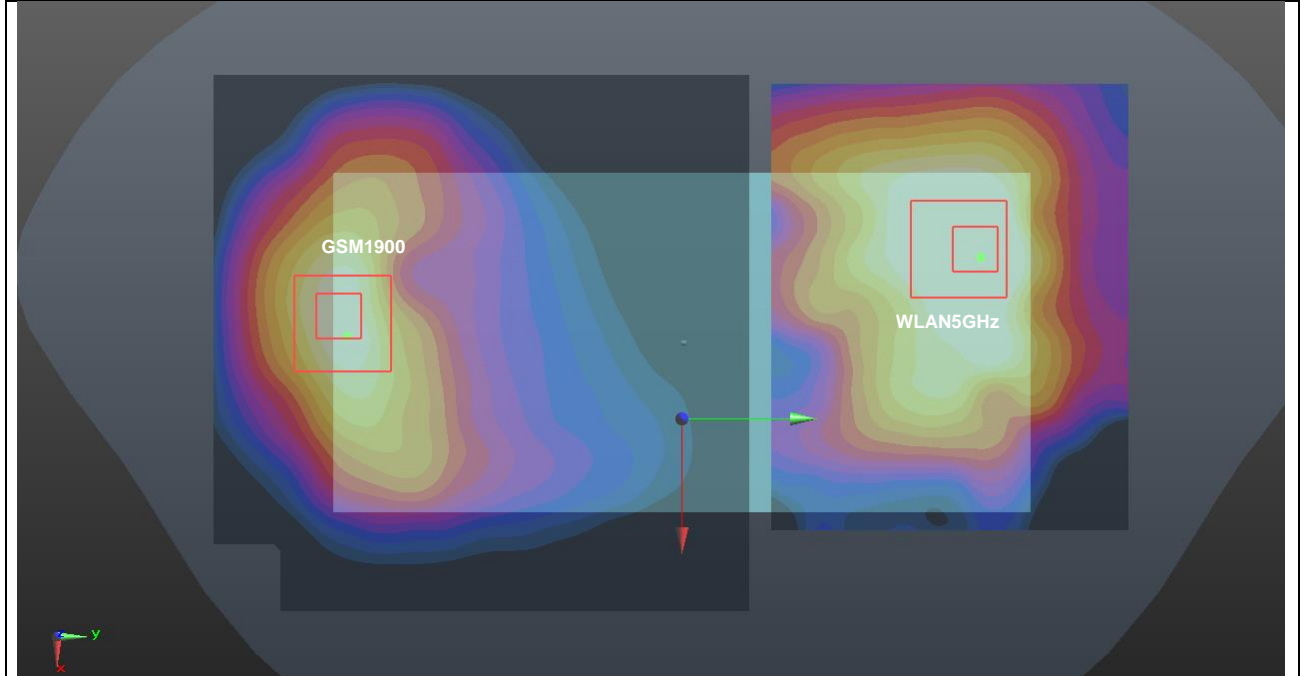
Case #71	Band	Position	SAR (W/kg)	Gap (mm)	SAR peak location (mm)			3D distance (mm)	Summed SAR (W/kg)	SPLSR Results	Simultaneous SAR
					X	Y	Z				
Case #71	CDMA2000 BC10	Back	1.274	5mm	5.5	-83	-0.72	152.95	2.40	0.02	Not required
	Bluetooth		0.038	5mm	-21.2	67.6	0.61				
	WLAN5GHz		1.091	5mm	-11	64	0.6				
Case #71	CDMA2000 BC10	Back	1.274	5mm	5.5	-83	-0.72	147.93	2.40	0.03	Not required
	WLAN5GHz		1.091	5mm	-11	64	0.6				
	Bluetooth		0.038	5mm	-21.2	67.6	0.61				



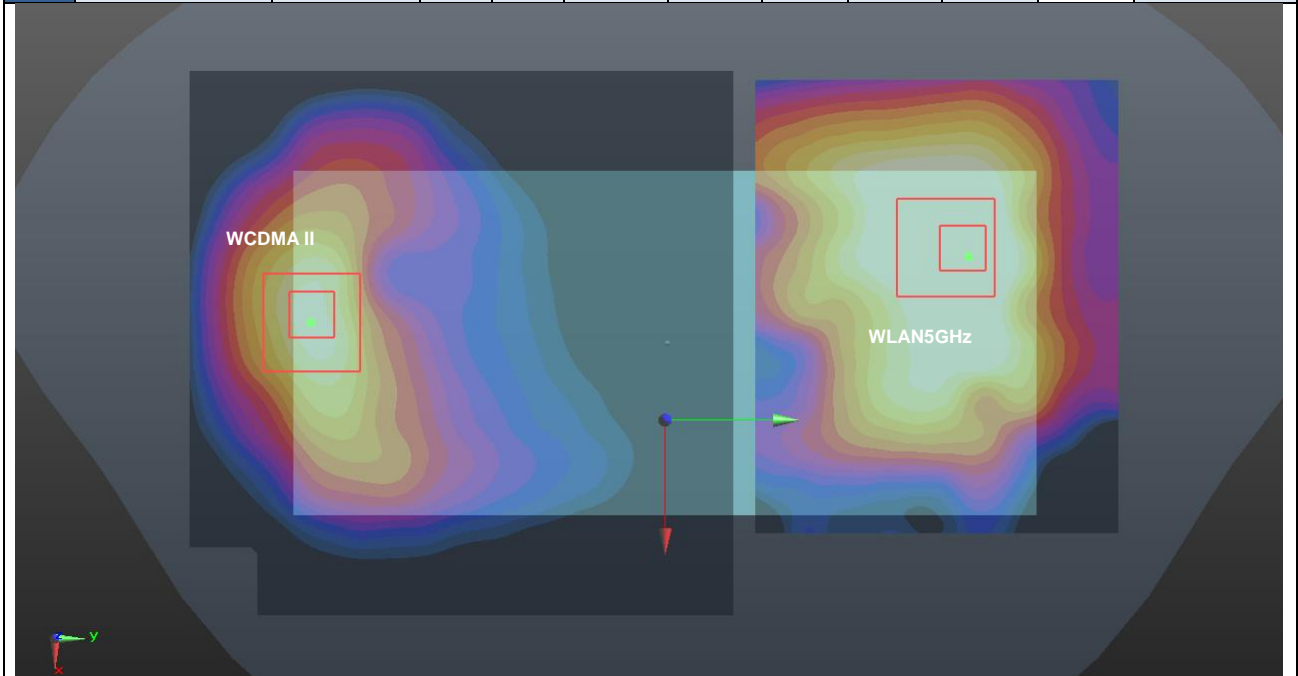
Case #72	Band	Position	SAR (W/kg)	Gap (mm)	SAR peak location (mm)			3D distance (mm)	Summed SAR (W/kg)	SPLSR Results	Simultaneous SAR
					X	Y	Z				
Case #72	GSM 850 Cube0	Back	1.154	0mm	-16.7	-76.7	-0.6	146.20	4.25	0.06	Not required
	WLAN5GHz		3.093	0mm	-11.8	69.4	1.37				
	GSM 850 Cube1	Back	1.106	0mm	10.4	-78.3	-0.51	149.37	4.20	0.06	Not required
	WLAN5GHz		3.093	0mm	-11.8	69.4	1.37				



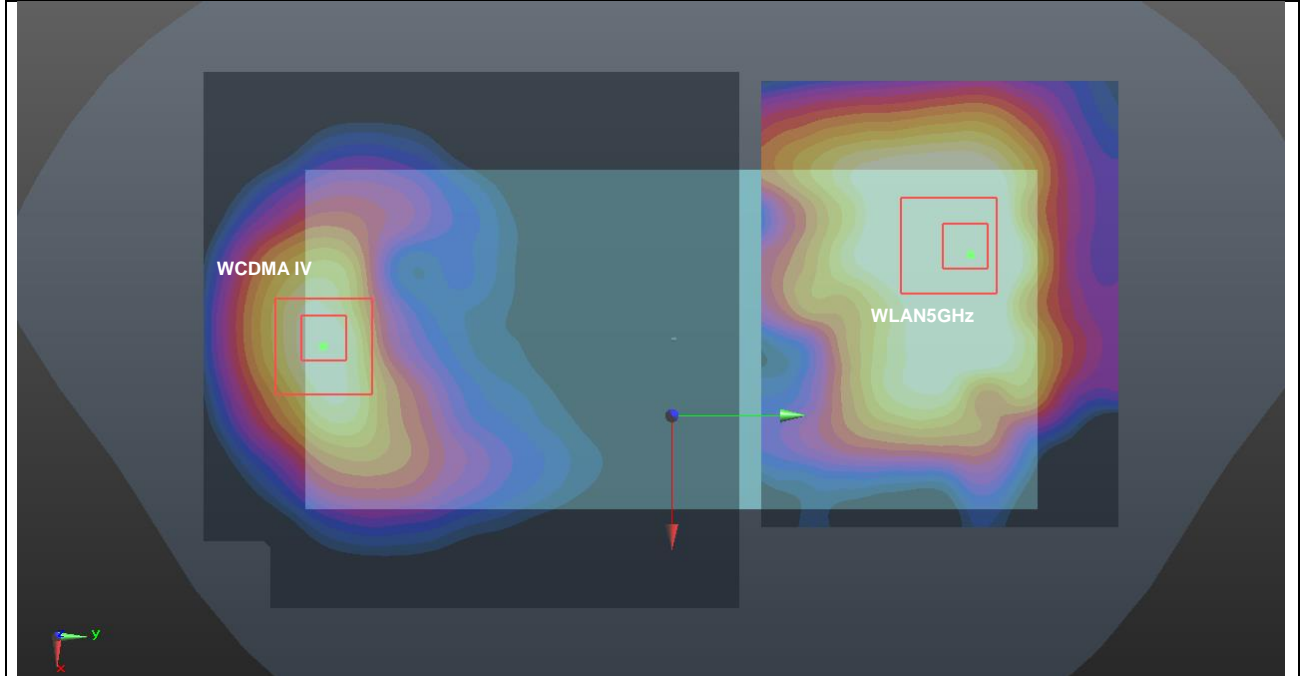
Case #73	Band	Position	SAR (W/kg)	Gap (mm)	SAR peak location (mm)			3D distance (mm)	Summed SAR (W/kg)	SPLSR Results	Simultaneous SAR
					X	Y	Z				
	GSM 1900	Back	2.586	0mm	-7.9	-78.2	-1.26	147.67	5.68	0.09	Not required
	WLAN5GHz		3.093	0mm	-11.8	69.4	1.37				



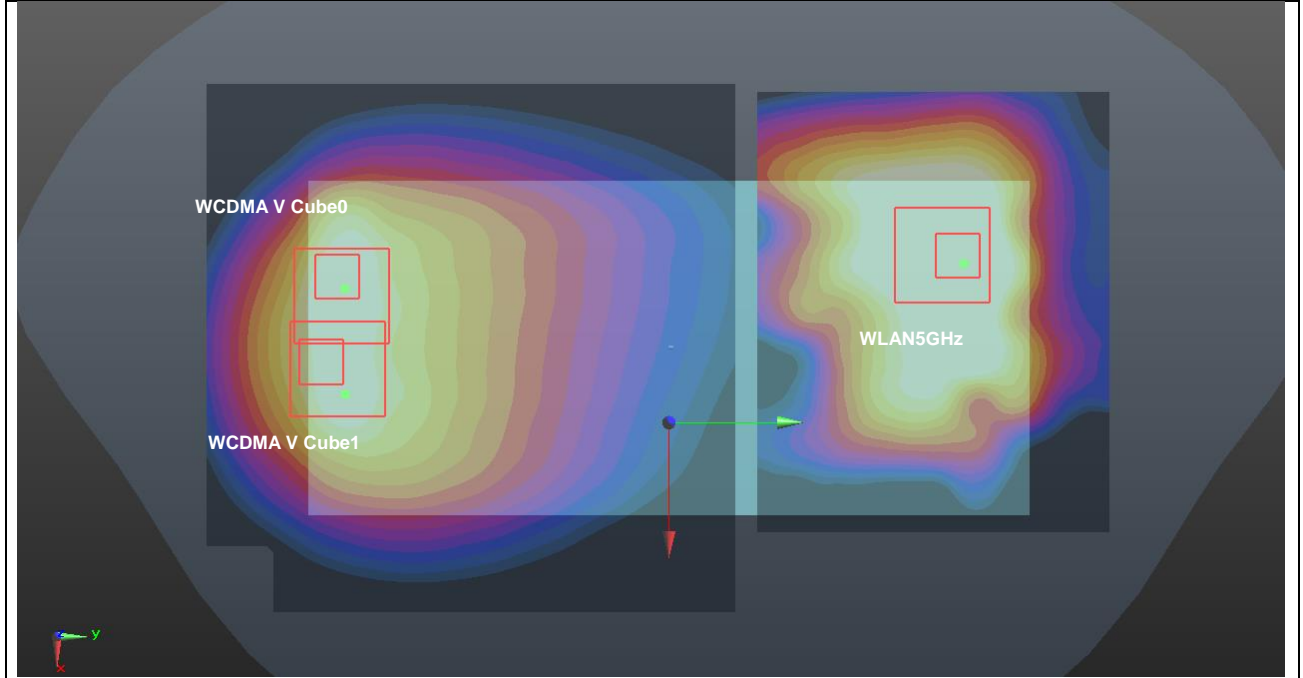
Case #74	Band	Position	SAR (W/kg)	Gap (mm)	SAR peak location (mm)			3D distance (mm)	Summed SAR (W/kg)	SPLSR Results	Simultaneous SAR
					X	Y	Z				
	WCDMA II	Back	1.768	0mm	-9.3	-78	-1.36	147.45	4.86	0.07	Not required
	WLAN5GHz		3.093	0mm	-11.8	69.4	1.37				



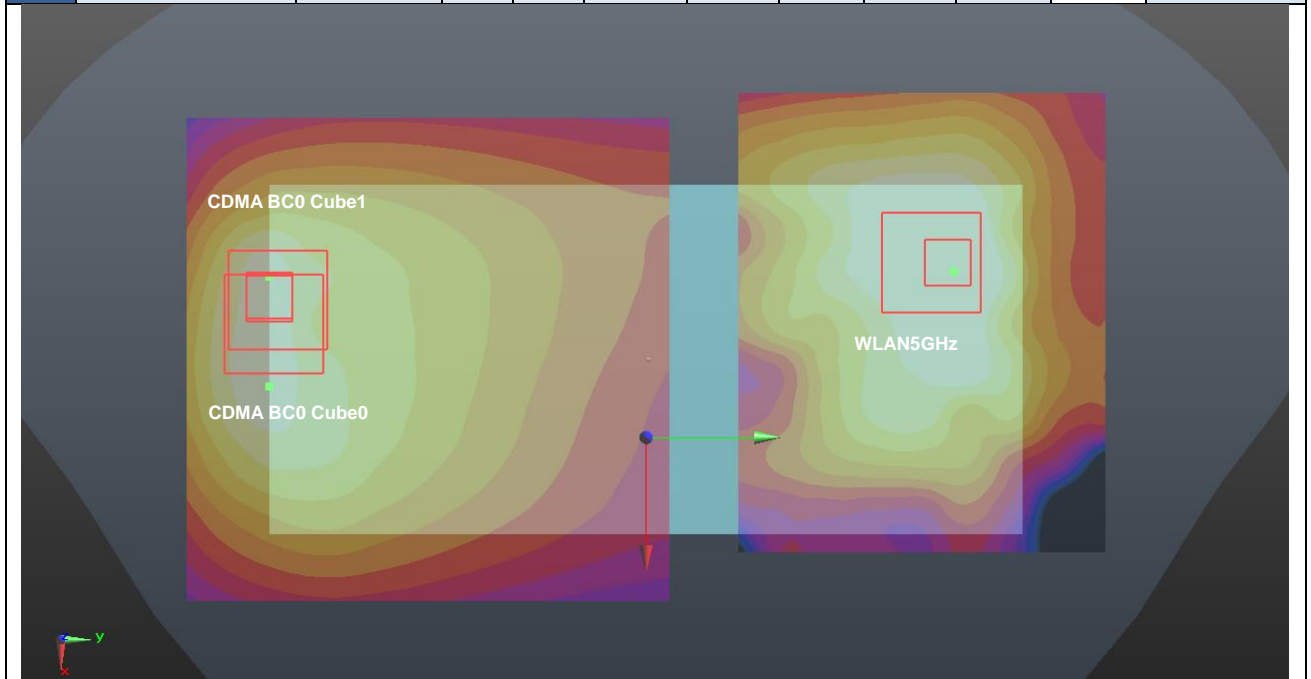
Case #75	Band	Position	SAR (W/kg)	Gap (mm)	SAR peak location (mm)			3D distance (mm)	Summed SAR (W/kg)	SPLSR Results	Simultaneous SAR
					X	Y	Z				
	WCDMA IV	Back	1.983	0mm	-4.9	-79.6	-0.9	149.18	5.08	0.08	Not required
	WLAN5GHz		3.093	0mm	-11.8	69.4	1.37				



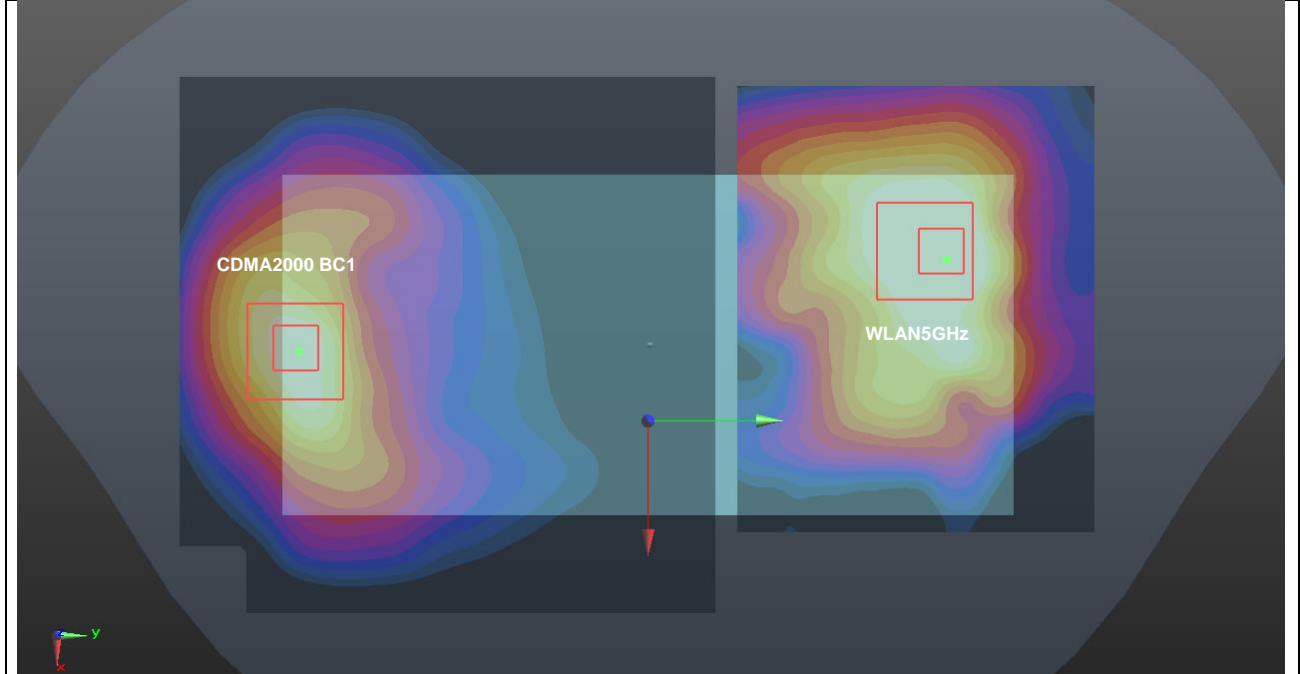
Case #76	Band	Position	SAR (W/kg)	Gap (mm)	SAR peak location (mm)			3D distance (mm)	Summed SAR (W/kg)	SPLSR Results	Simultaneous SAR
					X	Y	Z				
Case #76	WCDMA V Cube0	Back	1.87	0mm	-18.3	-75.1	-0.61	144.66	4.96	0.08	Not required
	WLAN5GHz		3.093	0mm	-11.8	69.4	1.37				
	WCDMA V Cube1	Back	1.87	0mm	7.3	-78.3	-0.59	148.94	4.96	0.07	Not required
	WLAN5GHz		3.093	0mm	-11.8	69.4	1.37				



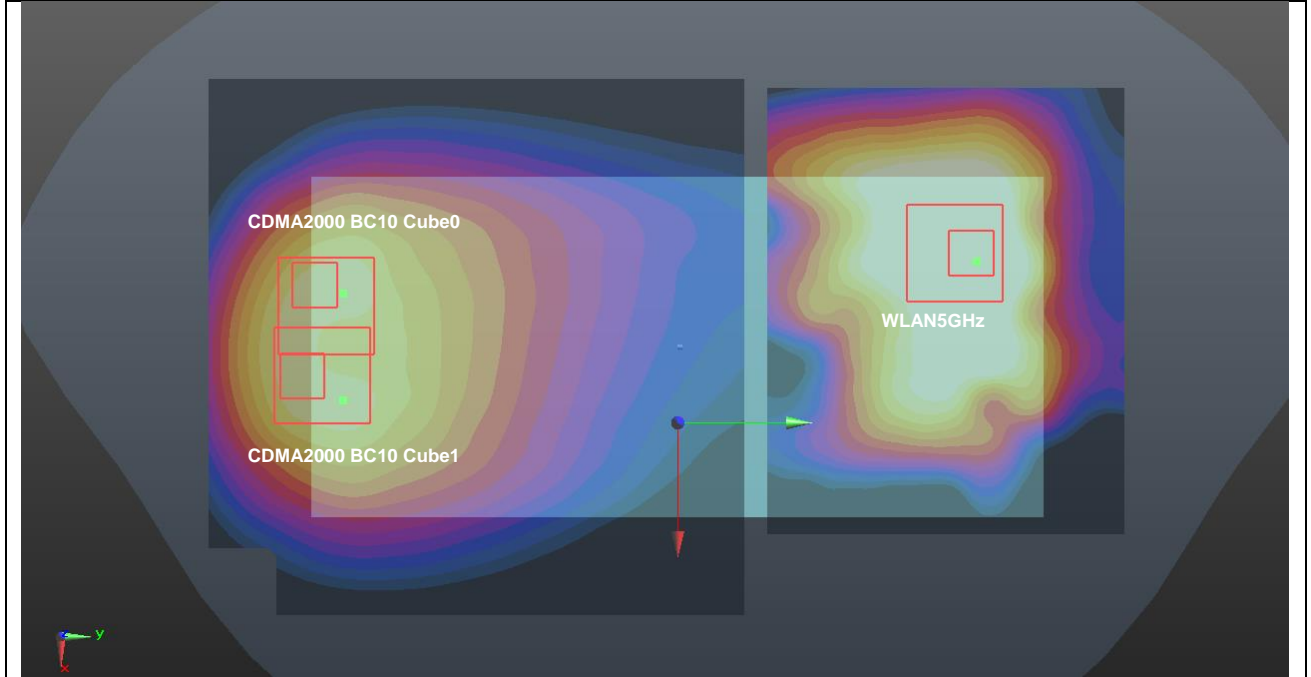
Case #77	Band	Position	SAR (W/kg)	Gap (mm)	SAR peak location (mm)			3D distance (mm)	Summed SAR (W/kg)	SPLSR Results	Simultaneous SAR
					X	Y	Z				
Case #77	CDMA2000 BC0 Cube0	Back	1.464	0mm	-16.4	-82	-0.6	151.48	4.56	0.06	Not required
	WLAN5GHz		3.093	0mm	-11.8	69.4	1.37				
	CDMA2000 BC0 Cube1	Back	1.421	0mm	-16.4	-82	-0.6	151.48	4.51	0.06	Not required
	WLAN5GHz		3.093	0mm	-11.8	69.4	1.37				



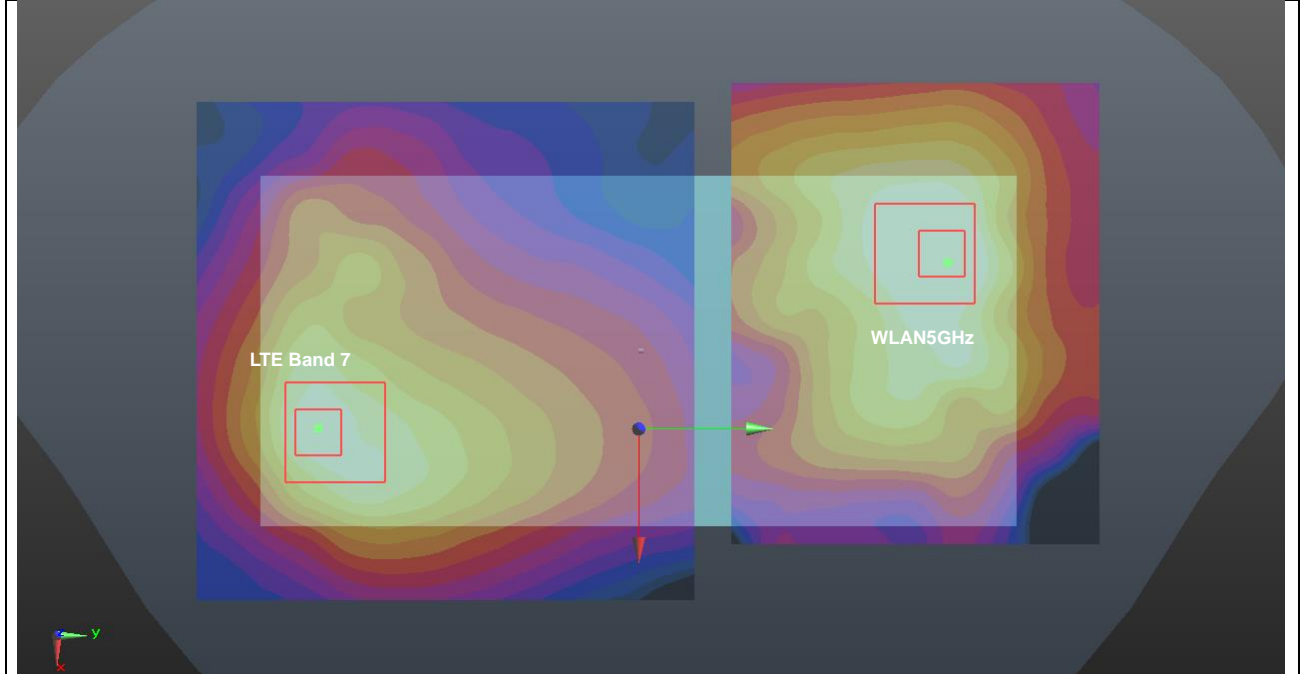
Case #78	Band	Position	SAR (W/kg)	Gap (mm)	SAR peak location (mm)			3D distance (mm)	Summed SAR (W/kg)	SPLSR Results	Simultaneous SAR
					X	Y	Z				
	CDMA2000 BC1	Back	2.514	0mm	15.9	-71.6	-0.87	143.71	5.61	0.09	Not required
	WLAN5GHz		3.093	0mm	-11.8	69.4	1.37				



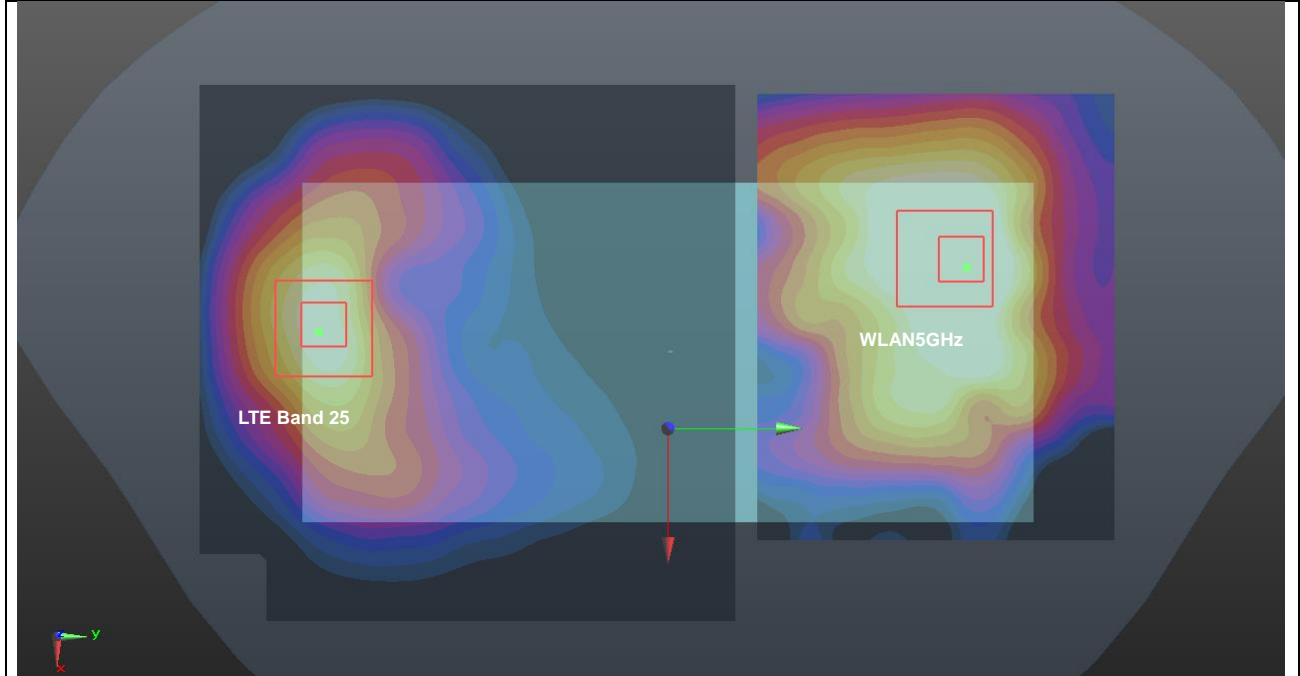
Case #79	Band	Position	SAR (W/kg)	Gap (mm)	SAR peak location (mm)			3D distance (mm)	Summed SAR (W/kg)	SPLSR Results	Simultaneous SAR
					X	Y	Z				
Case #79	CDMA2000 BC10 Cube0	Back	1.699	0mm	-16.8	-81.4	-0.59	150.90	4.79	0.07	Not required
	WLAN5GHz		3.093	0mm	-11.8	69.4	1.37				
	CDMA2000 BC10 Cube1	Back	1.628	0mm	10.4	-83	-0.55	154.02	4.72	0.07	Not required
	WLAN5GHz		3.093	0mm	-11.8	69.4	1.37				



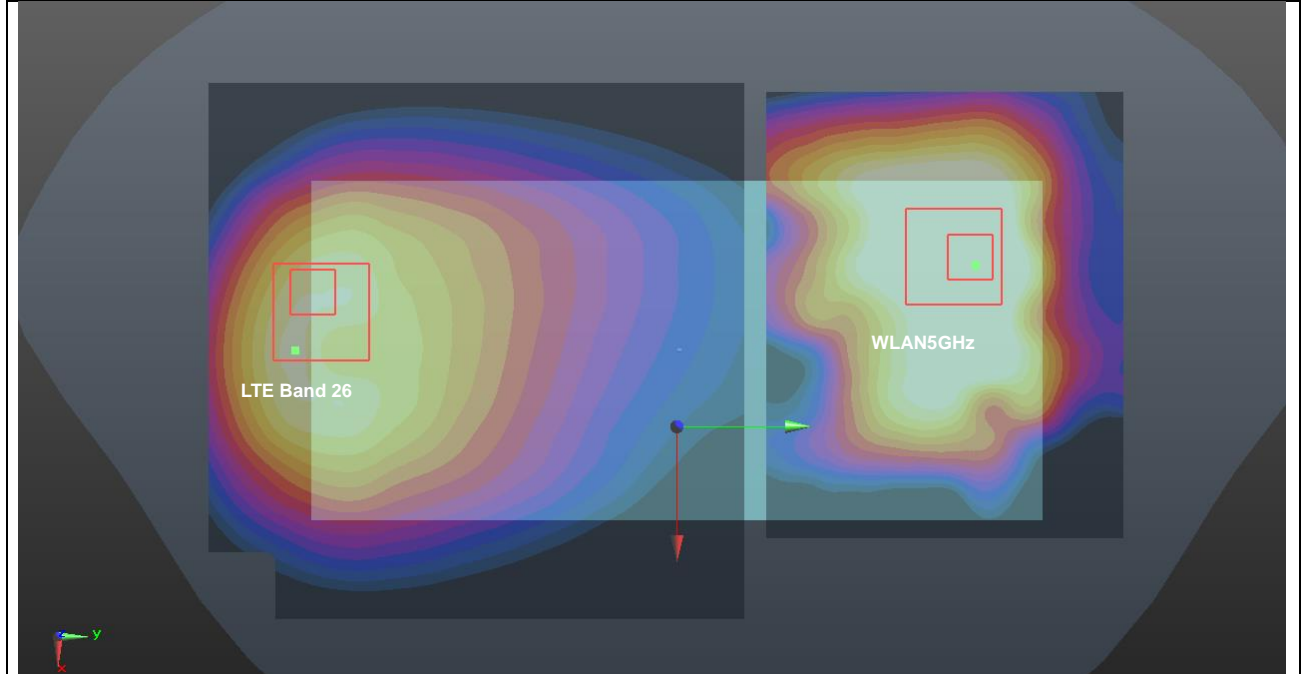
Case #80	Band	Position	SAR (W/kg)	Gap (mm)	SAR peak location (mm)			3D distance (mm)	Summed SAR (W/kg)	SPLSR Results	Simultaneous SAR
					X	Y	Z				
	LTE Band 7	Back	2.736	0mm	20.8	-69.6	-0.28	142.78	5.83	0.1	Not required
	WLAN5GHz		3.093	0mm	-11.8	69.4	1.37				



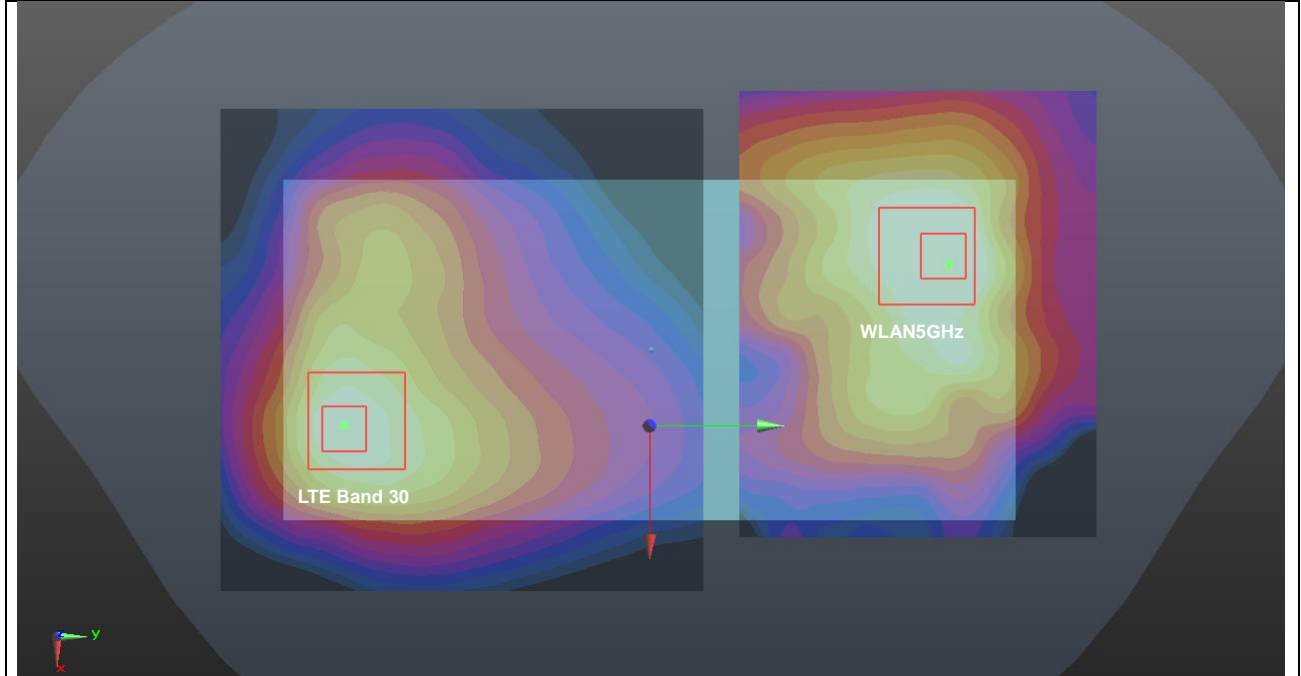
Case #81	Band	Position	SAR (W/kg)	Gap (mm)	SAR peak location (mm)			3D distance (mm)	Summed SAR (W/kg)	SPLSR Results	Simultaneous SAR
					X	Y	Z				
	LTE Band 25	Back	2.227	0mm	-9.3	-78	-1.36	147.45	5.32	0.08	Not required
	WLAN5GHz		3.093	0mm	-11.8	69.4	1.37				



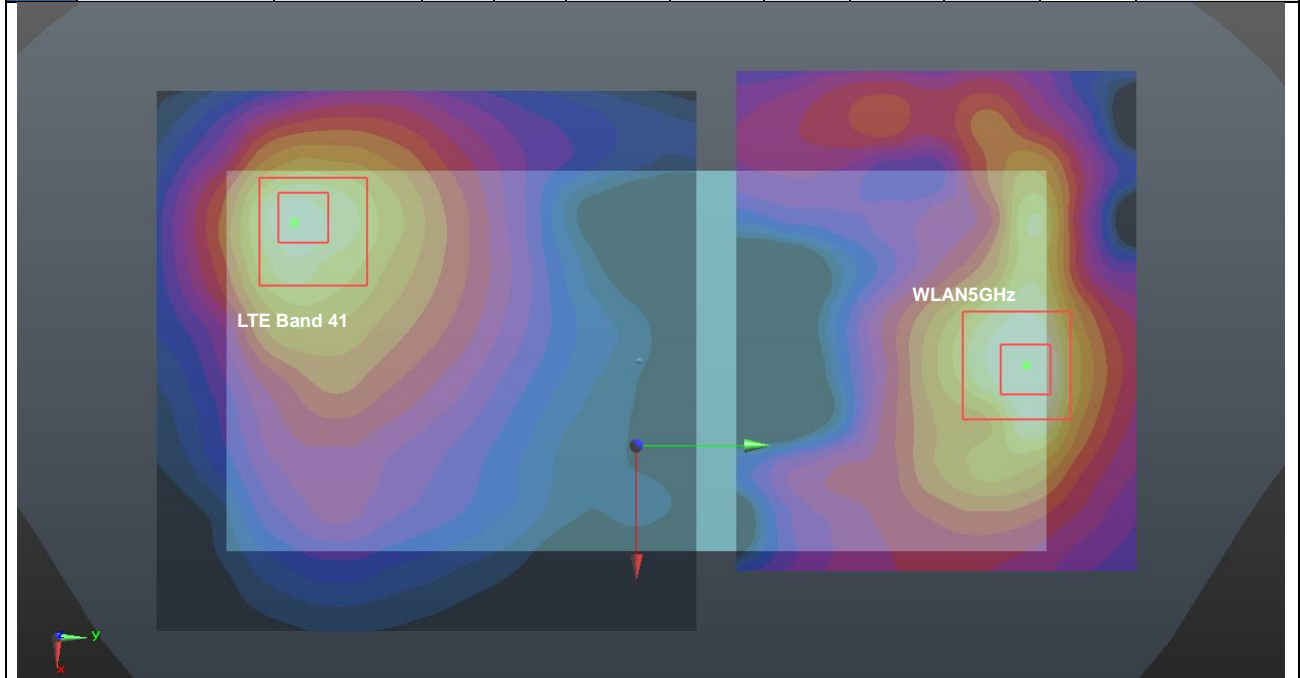
Case #82	Band	Position	SAR (W/kg)	Gap (mm)	SAR peak location (mm)			3D distance (mm)	Summed SAR (W/kg)	SPLSR Results	Simultaneous SAR
					X	Y	Z				
	LTE Band 26	Back	1.593	0mm	-16	-80.7	-0.63	150.17	4.69	0.07	Not required
	WLAN5GHz		3.093	0mm	-11.8	69.4	1.37				



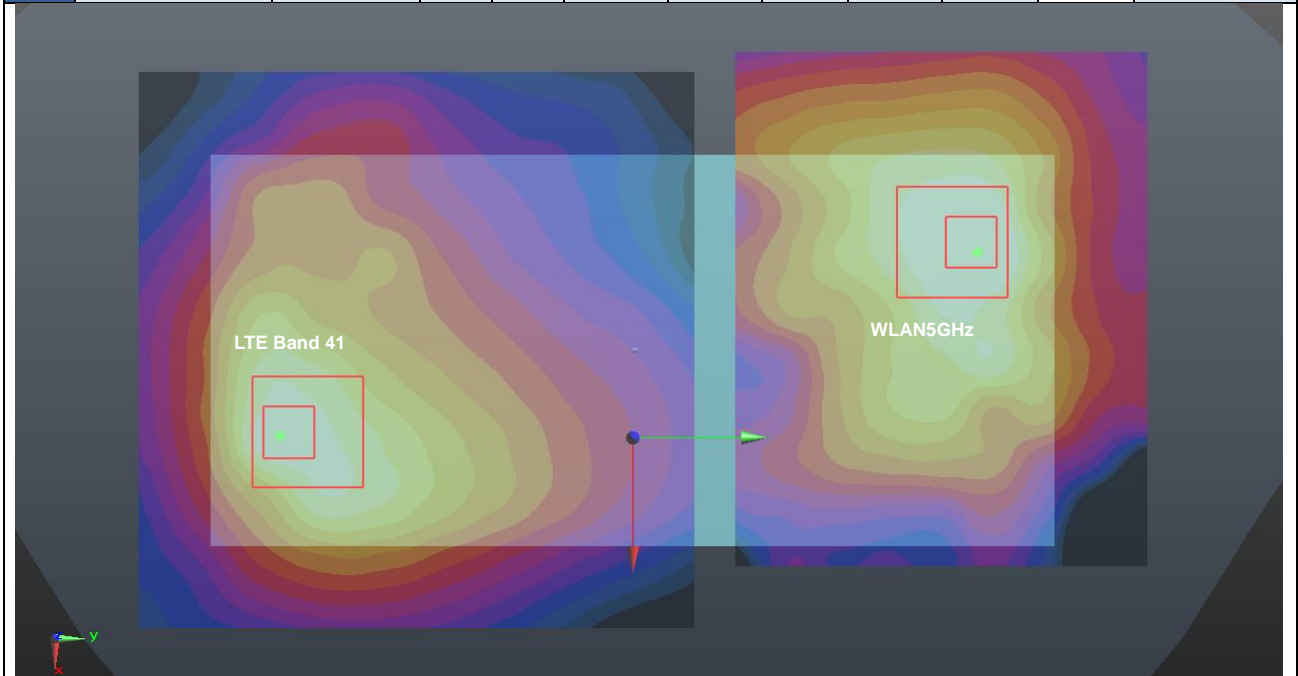
Case #83	Band	Position	SAR (W/kg)	Gap (mm)	SAR peak location (mm)			3D distance (mm)	Summed SAR (W/kg)	SPLSR Results	Simultaneous SAR
					X	Y	Z				
	LTE Band 30	Back	2.8	0mm	19.8	-70.4	-1.1	143.35	5.89	0.1	Not required
	WLAN5GHz		3.093	0mm	-11.8	69.4	1.37				



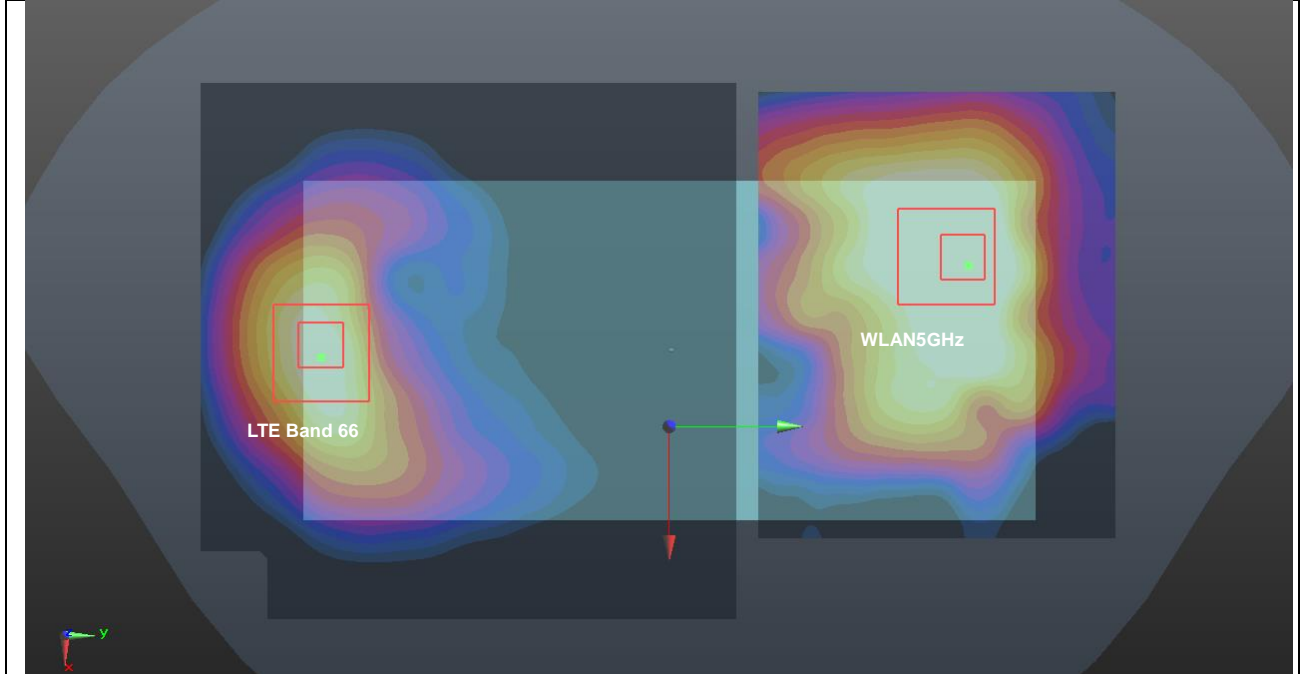
Case #84	Band	Position	SAR (W/kg)	Gap (mm)	SAR peak location (mm)			3D distance (mm)	Summed SAR (W/kg)	SPLSR Results	Simultaneous SAR
					X	Y	Z				
	LTE Band 41	Front	2.395	0mm	-30.6	-68.4	-1.3	152.33	4.16	0.06	Not required
	WLAN5GHz		1.761	0mm	11.4	78	1.44				



Case #85	Band	Position	SAR (W/kg)	Gap (mm)	SAR peak location (mm)			3D distance (mm)	Summed SAR (W/kg)	SPLSR Results	Simultaneous SAR
					X	Y	Z				
	LTE Band 41	Back	2.851	0mm	20.8	-67.4	-1.02	140.65	5.94	0.10	Not required
	WLAN5GHz		3.093	0mm	-11.8	69.4	1.37				



Case #86	Band	Position	SAR (W/kg)	Gap (mm)	SAR peak location (mm)			3D distance (mm)	Summed SAR (W/kg)	SPLSR Results	Simultaneous SAR
					X	Y	Z				
	LTE Band 66	Back	2.597	0mm	-4.9	-79.6	-0.83	149.18	5.69	0.09	Not required
	WLAN5GHz		3.093	0mm	-11.8	69.4	1.37				



17. Supplemental Tuner Tests Results

General Note:

1. The following test procedure was followed to demonstrate that the SAR results in this report represent the appropriate SAR test conditions. For bands with dynamic tuning implemented, SAR will be measured according to the required FCC SAR test procedures with the dynamic tuner active to allow the device to automatically tune to the antenna state for the respective RF exposure test configurations. Additional single point SAR time-sweep measurements will be evaluated for other tuner states to determine that the other tuner configurations would result in equivalent or lower SAR values. The additional tuner hardware has no influence to the antenna characteristics, other than impedance matching.
2. To evaluate all of the tuner states, the 144 tuner states are divided evenly among bands (except for LTE band7/30/38/41), mode and exposure combinations so that at least one single point SAR measurement is measured in each configuration. Single point time-sweep measurements will be performed at the peak SAR location determined by the zoom scan of the configuration with the highest reported SAR for each combination. The tuner state will be established remotely so that the device is not moved for the entire series of single point SAR for the tuner states in each combination. The SAR probe will remain stationary at the same position throughout the entire series of single point measurements for each combination.
3. This device supports LTE B2 / B4 / B5 / B17 and B25 / B66 / B26 / B12. Since the supported frequency span for LTE B2 / B4 / B5 / B17 falls completely within the supports frequency span for LTE B25 / B66 / B26 / B12, both LTE bands have the same target power, and both LTE bands share the same transmission path; therefore, chose LTE B25 / B66 / B26 / B12 for dynamic antenna analysis.
4. According to workshop 2019, if any single point SAR measurement result is $> 1.2 \text{ W/kg}$ for a band/exposure condition combination set, all supported tuner states are evaluated with single point SAR measurements for the combination. So we verified the single point SAR that bands with SAR value high than 1.2 W/Kg .
5. The operational decryption contains more information about the design and implementation of the dynamic antenna tuning.

17.1 Supplemental Tuner Head & Body SAR Results

Please refer to Appendix C.

Test Engineer: Nick Hu, Yuan Zhao, Jiaxing Chang, Yuankai Kong



18. Uncertainty Assessment

Per KDB 865664 D01 SAR measurement 100MHz to 6GHz, when the highest measured 1-g SAR within a frequency band is < 1.5 W/kg and the measured 10-g SAR within a frequency band is < 3.75 W/kg. The expanded SAR measurement uncertainty must be $\leq 30\%$, for a confidence interval of $k = 2$. If these conditions are met, extensive SAR measurement uncertainty analysis described in IEEE Std 1528-2013 is not required in SAR reports submitted for equipment approval. For this device, the highest measured 1-g SAR is less 1.5W/kg and highest measured 10-g SAR is less 3.75W/kg. Therefore, the measurement uncertainty table is not required in this report.

19. References

- [1] FCC 47 CFR Part 2 "Frequency Allocations and Radio Treaty Matters; General Rules and Regulations"
- [2] ANSI/IEEE Std. C95.1-1992, "IEEE Standard for Safety Levels with Respect to Human Exposure to Radio Frequency Electromagnetic Fields, 3 kHz to 300 GHz", September 1992
- [3] IEEE Std. 1528-2013, "IEEE Recommended Practice for Determining the Peak Spatial-Average Specific Absorption Rate (SAR) in the Human Head from Wireless Communications Devices: Measurement Techniques", Sep 2013
- [4] SPEAG DASY System Handbook
- [5] FCC KDB 865664 D01 v01r04, "SAR Measurement Requirements for 100 MHz to 6 GHz", Aug 2015.
- [6] FCC KDB 865664 D02 v01r02, "RF Exposure Compliance Reporting and Documentation Considerations" Oct 2015.
- [7] FCC KDB 447498 D01 v06, "Mobile and Portable Device RF Exposure Procedures and Equipment Authorization Policies", Oct 2015
- [8] FCC KDB 648474 D04 v01r03, "SAR Evaluation Considerations for Wireless Handsets", Oct 2015.
- [9] FCC KDB 248227 D01 v02r02, "SAR Guidance for IEEE 802.11 (WiFi) Transmitters", Oct 2015.
- [10] FCC KDB 616217 D04 v01r02, "SAR Evaluation Considerations for Laptop, Notebook, Netbook and Tablet Computers", Oct 2015
- [11] FCC KDB 941225 D01 v03r01, "3G SAR MEAUREMENT PROCEDURES", Oct 2015
- [12] FCC KDB 941225 D05 v02r05, "SAR Evaluation Considerations for LTE Devices", Dec 2015
- [13] FCC KDB 941225 D05A v01r02, "Rel. 10 LTE SAR Test Guidance and KDB Inquiries", Oct 2015
- [14] FCC KDB 941225 D06 v02r01, "SAR Evaluation Procedures for Portable Devices with Wireless Router Capabilities", Oct 2015.

-----THE END-----



Appendix A. Plots of System Performance Check

The plots are shown as follows.

System Check_Head_750MHz

DUT: D750V3 - SN:1087

Communication System: UID 0, CW (0); Frequency: 750 MHz; Duty Cycle: 1:1

Medium: HSL_750 Medium parameters used: $f = 750 \text{ MHz}$; $\sigma = 0.9 \text{ S/m}$; $\epsilon_r = 41.799$; $\rho = 1000 \text{ kg/m}^3$

Ambient Temperature : $23.2 \text{ }^\circ\text{C}$; Liquid Temperature : $22.7 \text{ }^\circ\text{C}$

DASY5 Configuration:

- Probe: EX3DV4 - SN3935; ConvF(10.83, 10.83, 10.83); Calibrated: 2018.11.26
- Sensor-Surface: 1.4mm (Mechanical Surface Detection)
- Electronics: DAE4 Sn690; Calibrated: 2019.1.23
- Phantom: SAM2; Type: SAM; Serial: TP-1754
- Measurement SW: DASY52, Version 52.10 (1); SEMCAD X Version 14.6.11 (7439)

Pin=250mW/Area Scan (61x61x1): Interpolated grid: $dx=1.500 \text{ mm}$, $dy=1.500 \text{ mm}$

Maximum value of SAR (interpolated) = 2.72 W/kg

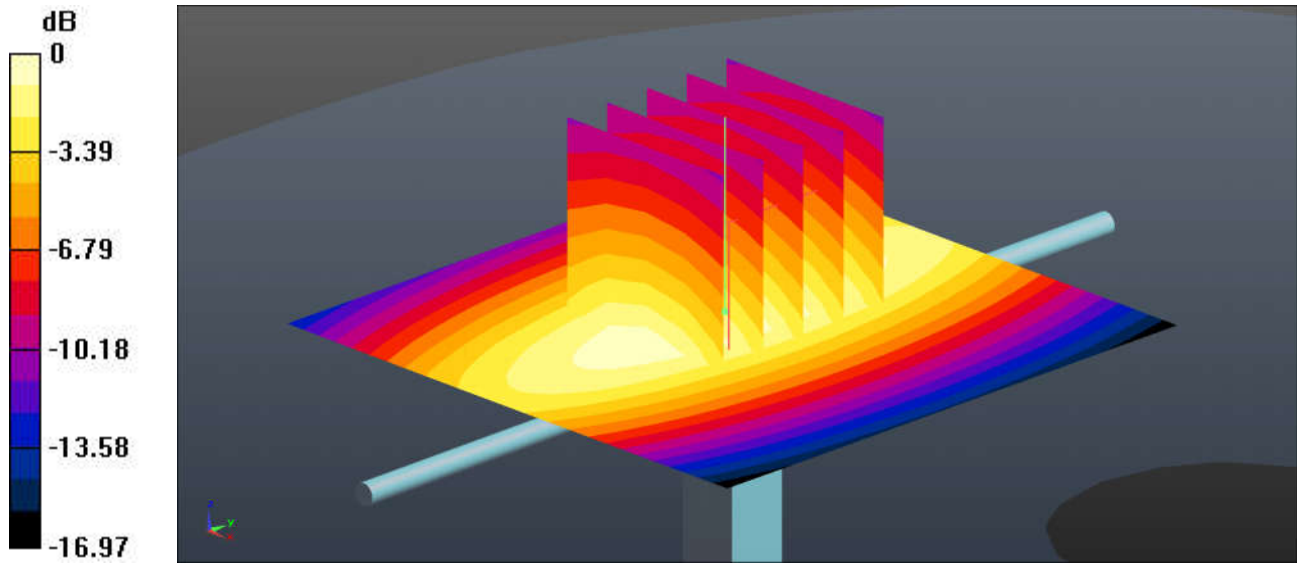
Pin=250mW/Zoom Scan (5x5x7)/Cube 0: Measurement grid: $dx=8\text{mm}$, $dy=8\text{mm}$, $dz=5\text{mm}$

Reference Value = 49.32 V/m ; Power Drift = 0.08 dB

Peak SAR (extrapolated) = 3.27 W/kg

SAR(1 g) = 2.16 W/kg ; SAR(10 g) = 1.41 W/kg

Maximum value of SAR (measured) = 2.75 W/kg



0 dB = 2.72 W/kg = 4.35 dBW/kg

System Check_Head_835MHz

DUT: D835V2 - SN:4d151

Communication System: UID 0, CW (0); Frequency: 835 MHz; Duty Cycle: 1:1

Medium: HSL_850 Medium parameters used: $f = 835 \text{ MHz}$; $\sigma = 0.929 \text{ S/m}$; $\epsilon_r = 42.225$; $\rho = 1000 \text{ kg/m}^3$

Ambient Temperature : $23.2 \text{ }^\circ\text{C}$; Liquid Temperature : $22.9 \text{ }^\circ\text{C}$

DASY5 Configuration:

- Probe: EX3DV4 - SN3935; ConvF(10.48, 10.48, 10.48); Calibrated: 2018.11.26
- Sensor-Surface: 1.4mm (Mechanical Surface Detection)
- Electronics: DAE4 Sn690; Calibrated: 2019.1.23
- Phantom: SAM2; Type: SAM; Serial: TP-1754
- Measurement SW: DASY52, Version 52.10 (1); SEMCAD X Version 14.6.11 (7439)

Pin=250mW/Area Scan (61x61x1): Interpolated grid: $dx=1.500 \text{ mm}$, $dy=1.500 \text{ mm}$

Maximum value of SAR (interpolated) = 3.32 W/kg

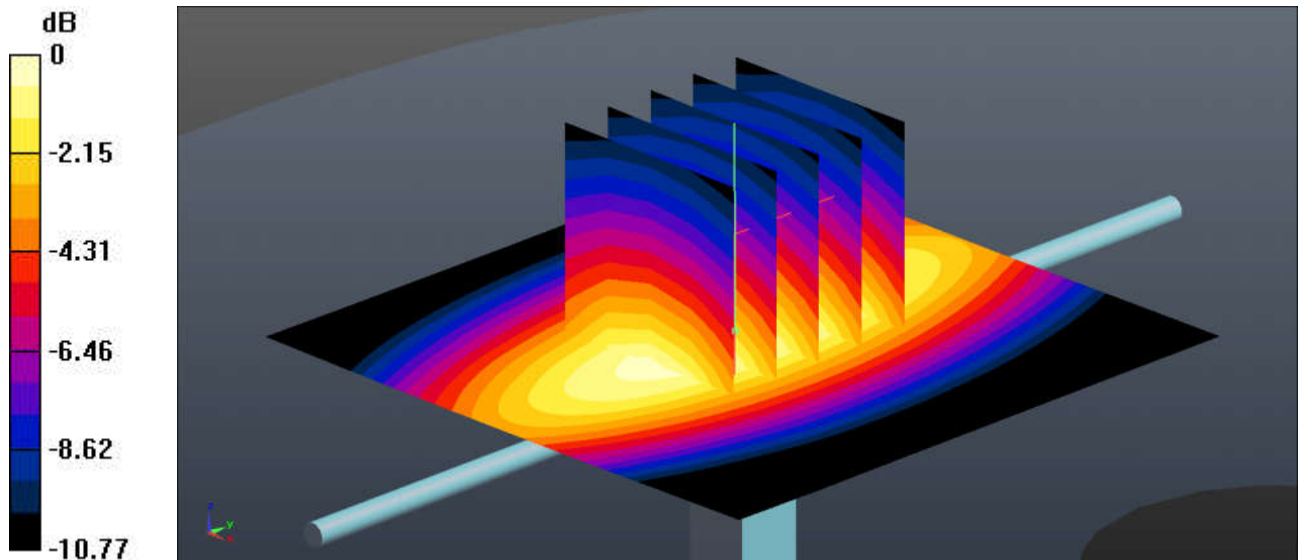
Pin=250mW/Zoom Scan (5x5x7)/Cube 0: Measurement grid: $dx=8\text{mm}$, $dy=8\text{mm}$, $dz=5\text{mm}$

Reference Value = 61.31 V/m ; Power Drift = 0.06 dB

Peak SAR (extrapolated) = 3.73 W/kg

SAR(1 g) = 2.46 W/kg ; SAR(10 g) = 1.61 W/kg

Maximum value of SAR (measured) = 3.31 W/kg



0 dB = 3.31 W/kg = 5.20 dBW/kg

System Check_Head_1750MHz

DUT: D1750V2 - SN:1090

Communication System: UID 0, CW (0); Frequency: 1750 MHz; Duty Cycle: 1:1

Medium: HSL_1750 Medium parameters used: $f = 1750$ MHz; $\sigma = 1.382$ S/m; $\epsilon_r = 39.703$; $\rho = 1000$ kg/m³

Ambient Temperature : 23.2 °C ; Liquid Temperature : 22.9 °C

DASY5 Configuration:

- Probe: EX3DV4 - SN3935; ConvF(8.91, 8.91, 8.91); Calibrated: 2018.11.26
- Sensor-Surface: 1.4mm (Mechanical Surface Detection)
- Electronics: DAE4 Sn690; Calibrated: 2019.1.23
- Phantom: SAM2; Type: SAM; Serial: TP-1754
- Measurement SW: DASY52, Version 52.10 (1); SEMCAD X Version 14.6.11 (7439)

Pin=250mW/Area Scan (61x61x1): Interpolated grid: dx=1.500 mm, dy=1.500 mm

Maximum value of SAR (interpolated) = 13.1 W/kg

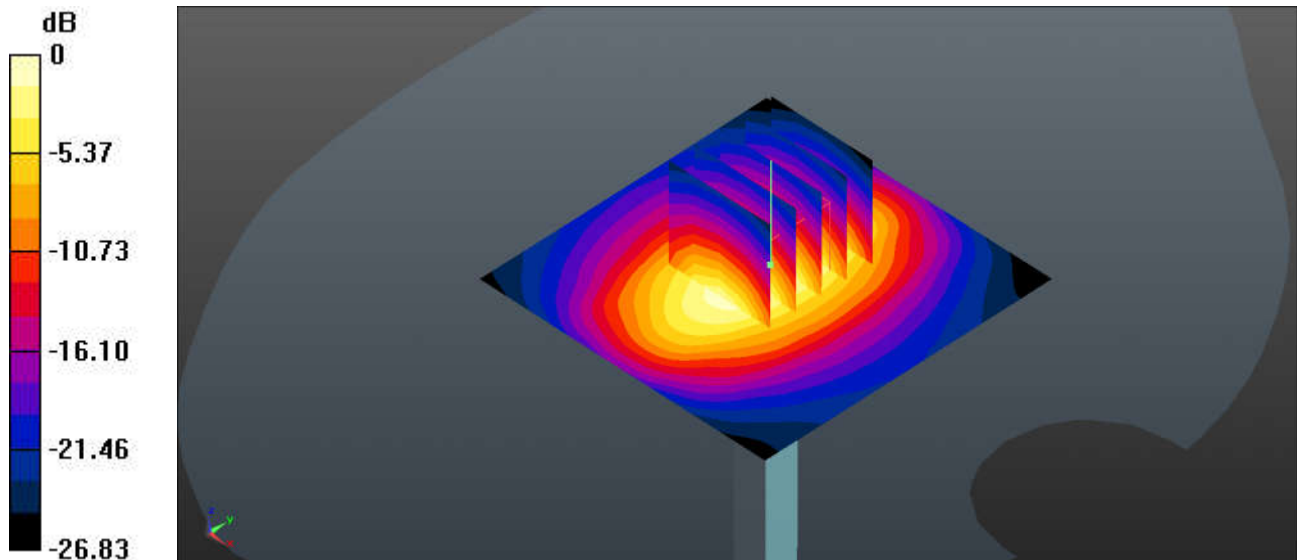
Pin=250mW/Zoom Scan (5x5x7)/Cube 0: Measurement grid: dx=8mm, dy=8mm, dz=5mm

Reference Value = 85.05 V/m; Power Drift = -0.05 dB

Peak SAR (extrapolated) = 16.3 W/kg

SAR(1 g) = 9 W/kg; SAR(10 g) = 4.77 W/kg

Maximum value of SAR (measured) = 12.7 W/kg



0 dB = 13.1 W/kg = 11.17 dBW/kg

System Check_Head_1900MHz

DUT: D1900V2 - SN:5d170

Communication System: UID 0, CW (0); Frequency: 1900 MHz; Duty Cycle: 1:1

Medium: HSL_1900 Medium parameters used: $f = 1900$ MHz; $\sigma = 1.427$ S/m; $\epsilon_r = 38.73$; $\rho = 1000$ kg/m³

Ambient Temperature : 23.3 °C ; Liquid Temperature : 22.9 °C

DASY5 Configuration:

- Probe: EX3DV4 - SN3935; ConvF(8.5, 8.5, 8.5); Calibrated: 2018.11.26
- Sensor-Surface: 1.4mm (Mechanical Surface Detection)
- Electronics: DAE4 Sn690; Calibrated: 2019.1.23
- Phantom: SAM2; Type: SAM; Serial: TP-1754
- Measurement SW: DASY52, Version 52.10 (1); SEMCAD X Version 14.6.11 (7439)

Pin=250mW/Area Scan (61x61x1): Interpolated grid: dx=1.500 mm, dy=1.500 mm

Maximum value of SAR (interpolated) = 14.1 W/kg

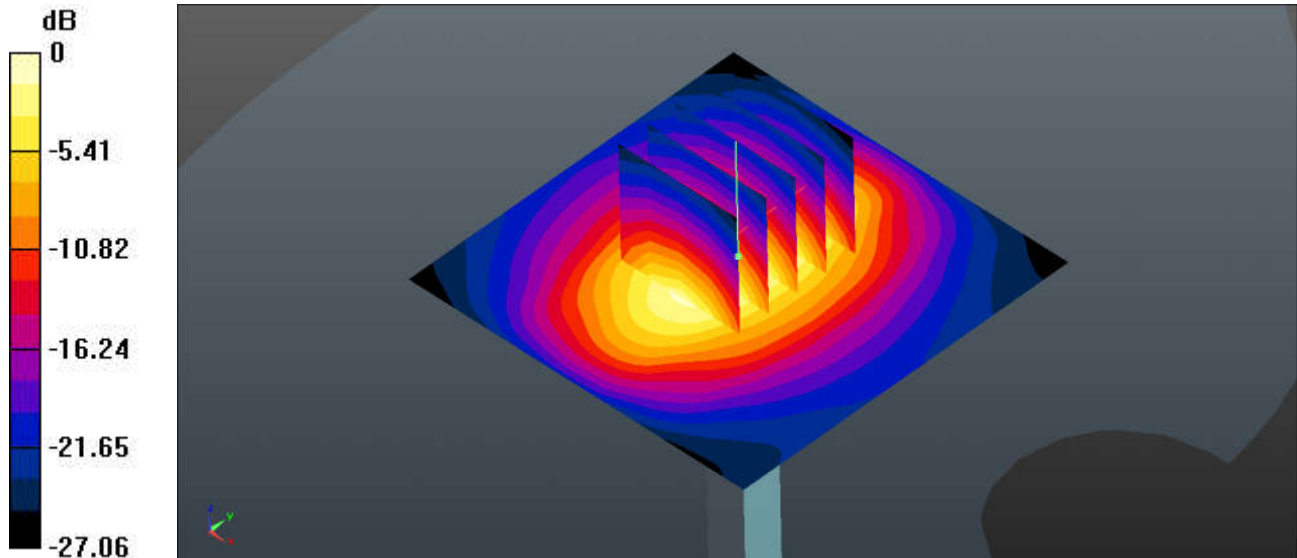
Pin=250mW/Zoom Scan (5x5x7)/Cube 0: Measurement grid: dx=8mm, dy=8mm, dz=5mm

Reference Value = 86.96 V/m; Power Drift = 0.01 dB

Peak SAR (extrapolated) = 18.3 W/kg

SAR(1 g) = 9.55 W/kg; SAR(10 g) = 4.87 W/kg

Maximum value of SAR (measured) = 14.0 W/kg



0 dB = 14.1 W/kg = 11.49 dBW/kg

System Check_Head_2300MHz

DUT: D2300V2 - SN:1056

Communication System: UID 0, CW (0); Frequency: 2300 MHz; Duty Cycle: 1:1

Medium: HSL_2300 Medium parameters used: $f = 2300$ MHz; $\sigma = 1.68$ S/m; $\epsilon_r = 39.022$; $\rho = 1000$ kg/m³

Ambient Temperature : 23.3 °C ; Liquid Temperature : 22.7 °C

DASY5 Configuration:

- Probe: EX3DV4 - SN3935; ConvF(7.99, 7.99, 7.99); Calibrated: 2018.11.26
- Sensor-Surface: 1.4mm (Mechanical Surface Detection)
- Electronics: DAE4 Sn690; Calibrated: 2019.1.23
- Phantom: SAM1; Type: SAM; Serial: TP-1697
- Measurement SW: DASY52, Version 52.10 (1); SEMCAD X Version 14.6.11 (7439)

Pin=250mW/Area Scan (71x71x1): Interpolated grid: dx=1.200 mm, dy=1.200 mm

Maximum value of SAR (interpolated) = 18.8 W/kg

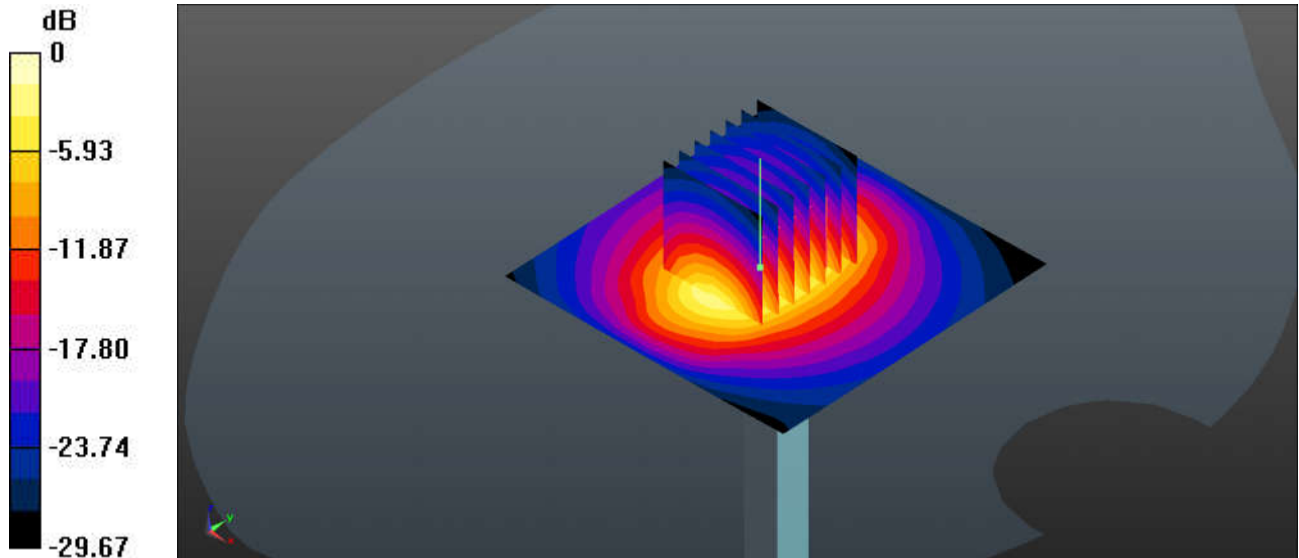
Pin=250mW/Zoom Scan (7x7x7)/Cube 0: Measurement grid: dx=5mm, dy=5mm, dz=5mm

Reference Value = 87.31 V/m; Power Drift = 0.08 dB

Peak SAR (extrapolated) = 24.4 W/kg

SAR(1 g) = 12.2 W/kg; SAR(10 g) = 5.79 W/kg

Maximum value of SAR (measured) = 18.4 W/kg



0 dB = 18.8 W/kg = 12.74 dBW/kg

System Check_Head_2450MHz

DUT: D2450V2 - SN:908

Communication System: UID 0, CW; Frequency: 2450 MHz; Duty Cycle: 1:1

Medium: HSL_2450 Medium parameters used: $f = 2450$ MHz; $\sigma = 1.779$ S/m; $\epsilon_r = 40.667$; $\rho = 1000$ kg/m³

Ambient Temperature : 23.2 °C; Liquid Temperature : 22.8 °C

DASY5 Configuration:

- Probe: EX3DV4 - SN3857; ConvF(7.5, 7.5, 7.5); Calibrated: 2019.5.27
- Sensor-Surface: 1.4mm (Mechanical Surface Detection)
- Electronics: DAE4 Sn690; Calibrated: 2019.1.23
- Phantom: SAM1; Type: SAM; Serial: TP-1697
- Measurement SW: DASY52, Version 52.10 (1); SEMCAD X Version 14.6.11 (7439)

Pin=250mW/Area Scan (71x71x1): Interpolated grid: dx=1.200 mm, dy=1.200 mm

Maximum value of SAR (interpolated) = 20.7 W/kg

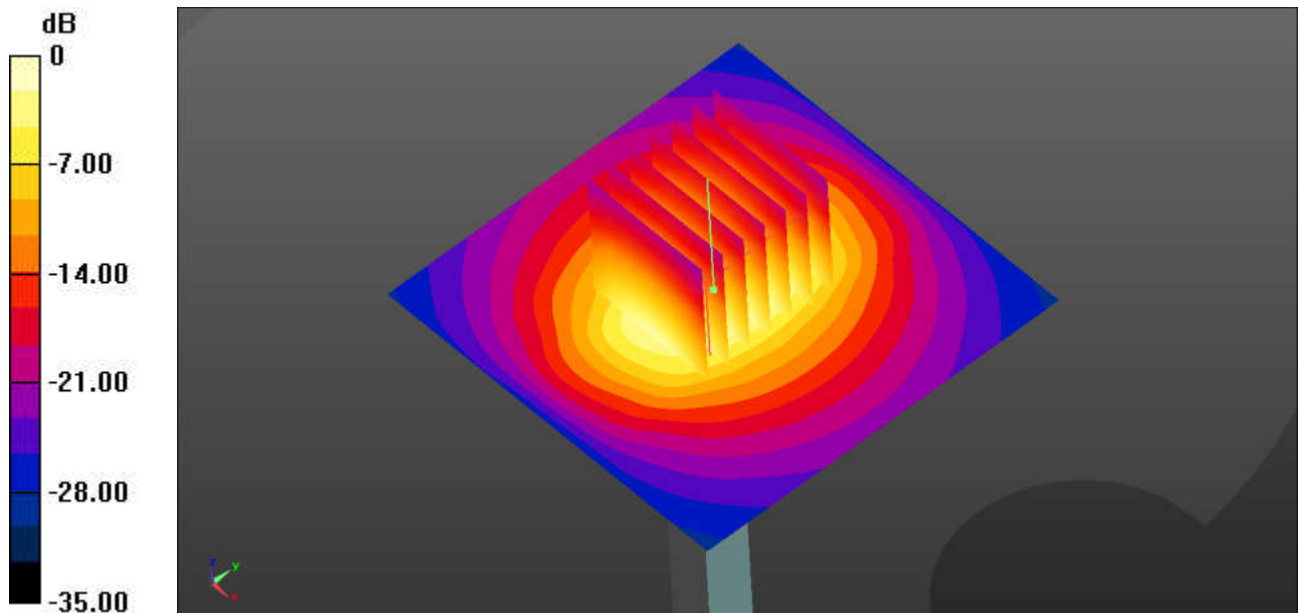
Pin=250mW/Zoom Scan (7x7x7)/Cube 0: Measurement grid: dx=5mm, dy=5mm, dz=5mm

Reference Value = 90.28 V/m; Power Drift = 0.09 dB

Peak SAR (extrapolated) = 27.2 W/kg

SAR(1 g) = 12.9 W/kg; SAR(10 g) = 5.84 W/kg

Maximum value of SAR (measured) = 20.1 W/kg



0 dB = 20.1 W/kg = 13.03 dBW/kg