


FCC SAR Test Report


APPLICANT : Motorola Mobility LLC
EQUIPMENT : Mobile Cellular Phone
BRAND NAME : Motorola
MODEL NAME : XT2041-4, XT2041-6, XT2041-7,
XT2041DL
FCC ID : IHDT56YL1
STANDARD : FCC 47 CFR Part 2 (2.1093)
ANSI/IEEE C95.1-1992
IEEE 1528-2013

The product was received on Sep. 20, 2019 and testing was started from Oct. 22, 2019 and completed on Nov. 05, 2019. We, Sporton International (Kunshan) Inc, would like to declare that the tested sample has been evaluated in accordance with the procedures and had been in compliance with the applicable technical standards.

The test results in this report apply exclusively to the tested model / sample. Without written approval of Sporton International (Kunshan) Inc., the test report shall not be reproduced except in full.



Reviewed by: Rose Wang / Supervisor



Approved by: Kat Yin / Manager



Sporton International (Kunshan) Inc.
No. 1098, Pengxi North Road, Kunshan Economic Development Zone Jiangsu Province 215300
People's Republic of China



Table of Contents

1. Statement of Compliance 4
2. Administration Data 6
3. Guidance Applied 6
4. Equipment Under Test (EUT) Information 7
4.1 General Information 7
4.2 General LTE SAR Test and Reporting Considerations 9
5. Proximity Sensor Triggering Test 13
5.1 Proximity sensor triggering distances(Per KDB616217§6.2) 13
6. RF Exposure Limits 28
6.1 Uncontrolled Environment 28
6.2 Controlled Environment 28
7. Specific Absorption Rate (SAR) 29
7.1 Introduction 29
7.2 SAR Definition 29
8. System Description and Setup 30
8.1 E-Field Probe 31
8.2 Data Acquisition Electronics (DAE) 31
8.3 Phantom 32
8.4 Device Holder 33
9. Measurement Procedures 34
9.1 Spatial Peak SAR Evaluation 34
9.2 Power Reference Measurement 35
9.3 Area Scan 35
9.4 Zoom Scan 36
9.5 Volume Scan Procedures 36
9.6 Power Drift Monitoring 36
10. Test Equipment List 37
11. System Verification 38
11.1 Tissue Simulating Liquids 38
11.2 Tissue Verification 39
11.3 System Performance Check Results 40
12. RF Exposure Positions 41
12.1 Ear and handset reference point 41
12.2 Definition of the cheek position 42
12.3 Definition of the tilt position 43
12.4 Body Worn Accessory 44
12.5 Product Specific 10g SAR Exposure 45
12.6 Wireless Router 45
13. Conducted RF Output Power (Unit: dBm) 46
14. Antenna Location 208
15. SAR Test Results 209
15.1 Head SAR 212
15.2 Hotspot SAR 218
15.3 Body Worn Accessory SAR 228
15.4 Product specific 10g SAR 235
15.5 Repeated SAR Measurement 241
16. Simultaneous Transmission Analysis 243
16.1 Head Exposure Conditions 244
16.2 Hotspot Exposure Conditions 246
16.3 Body-Worn Accessory Exposure Conditions 249
16.4 Product specific 10g SAR Exposure Conditions 251
16.5 SPLSR Evaluation and Analysis 253
17. Supplemental Tuner Tests Results 332
17.1 Supplemental Tuner Head & Body SAR Results 332
18. Uncertainty Assessment 333
19. References 334
Appendix A. Plots of System Performance Check
Appendix B. Plots of High SAR Measurement
Appendix C. Supplemental Tuner SAR Results
Appendix D. DASy Calibration Certificate
Appendix E. Test Setup Photos



1. Statement of Compliance

The maximum results of Specific Absorption Rate (SAR) found during testing for **Motorola Mobility LLC, Mobile Cellular Phone, XT2041-4, XT2041-6, XT2041-7, XT2041DL**, are as follows.

Highest 1g SAR Summary						
Equipment Class	Frequency Band		Head (Separation 0mm)	Hotspot (Separation 5mm)	Body-worn (Separation 5mm)	Highest Simultaneous Transmission 1g SAR (W/kg)
			1g SAR (W/kg)			
Licensed	GSM	GSM850	0.35	1.38	1.38	1.59
		GSM1900	0.17	1.35	1.31	
	WCDMA	Band V	0.41	1.38	1.38	
		Band IV	0.25	1.38	1.37	
		Band II	0.28	1.39	1.36	
	CDMA	BC10	0.37	1.36	1.27	
		BC0	0.46	1.39	1.39	
		BC1	0.20	1.33	1.42	
	LTE	Band 71	0.27	0.92	0.92	
		Band 12/Band 17	0.30	0.90	0.90	
		Band 13	0.33	0.93	0.93	
		Band 14	0.39	1.15	1.15	
		Band 26/Band 5	0.32	1.39	1.39	
		Band 66/Band 4	0.26	1.44	1.30	
		Band 25/Band 2	0.28	1.36	1.33	
Band 30		0.25	1.43	1.43		
Band 7	0.57	1.35	1.35			
Band 41/Band 38	0.47	1.39	1.39			
DTS	WLAN	2.4GHz WLAN	1.17	1.13	0.75	1.54
NII		5GHz WLAN	1.19	1.09	1.09	1.59
DSS	Bluetooth	2.4GHz Bluetooth	<0.10	<0.10	<0.10	1.59
Highest 10g SAR Summary						
Equipment Class	Frequency Band		Product Specific 10g SAR (W/kg) (Separation 0mm)		Highest Simultaneous Transmission 10g SAR (W/kg)	
Licensed	GSM	GSM850	1.46		3.83	
		GSM1900	3.33			
	WCDMA	Band V	1.87			
		Band IV	3.12			
		Band II	3.06			
	CDMA	BC10	1.70			
		BC0	1.46			
		BC1	3.29			
	LTE	Band 26/Band 5	1.59			
		Band 66/Band 4	3.39			
		Band 25/Band 2	3.45			
Band 30		2.80				
Band 7		2.74				
Band 41/Band 38	2.85					
DTS	WLAN	2.4GHz WLAN	1.99		3.45	
NII		5GHz WLAN	3.09		3.83	
Date of Testing:			2019/10/22~2019/11/05			



Remark: This device supports LTE B2 / B4 / B5 / B17 / B38 and B25 / B66 / B26 / B12 / B41. Since the supported frequency span for LTE B2 / B4 / B5 / B17 / B38 falls completely within the supports frequency span for LTE B25 / B66 / B26 / B12 / B41, both LTE bands have the same target power, and both LTE bands share the same transmission path; therefore, SAR was only assessed for LTE B25 / B66 / B26 / B12 / B41.

Declaration of Conformity:

The test results with all measurement uncertainty excluded are presented in accordance with the regulation limits or requirements declared by manufacturers.

Comments and Explanations:

The declared of product specification for EUT presented in the report are provided by the manufacturer, and the manufacturer takes all the responsibilities for the accuracy of product specification.

This device is in compliance with Specific Absorption Rate (SAR) for general population/uncontrolled exposure limits (1.6 W/kg for Partial-Body 1g SAR, 4.0 W/kg for Product Specific 10g SAR) specified in FCC 47 CFR part 2 (2.1093) and ANSI/IEEE C95.1-1992, and had been tested in accordance with the measurement methods and procedures specified in IEEE 1528-2013 and FCC KDB publications.



2. Administration Data

Sporton International (Kunshan) Inc. is accredited to ISO/IEC 17025:2017 by American Association for Laboratory Accreditation with Certificate Number 5145.02.

Testing Laboratory		
Test Firm	Sporton International (Kunshan) Inc.	
Test Site Location	No. 1098, Pengxi North Road, Kunshan Economic Development Zone Jiangsu Province 215300 People's Republic of China TEL : +86-512-57900158 FAX : +86-512-57900958	
Test Site No.	FCC Designation No.	FCC Test Firm Registration No.
	CN1257	314309

Applicant	
Company Name	Motorola Mobility LLC
Address	222 W, Merchandise Mart Plaza, Chicago IL 60654 USA

Manufacturer	
Company Name	Motorola Mobility LLC
Address	222 W, Merchandise Mart Plaza, Chicago IL 60654 USA

3. Guidance Applied

The Specific Absorption Rate (SAR) testing specification, method, and procedure for this device is in accordance with the following standards:

- FCC 47 CFR Part 2 (2.1093)
- ANSI/IEEE C95.1-1992
- IEEE 1528-2013
- FCC KDB 865664 D01 SAR Measurement 100 MHz to 6 GHz v01r04
- FCC KDB 865664 D02 SAR Reporting v01r02
- FCC KDB 447498 D01 General RF Exposure Guidance v06
- FCC KDB 648474 D04 SAR Evaluation Considerations for Wireless Handsets v01r03
- FCC KDB 248227 D01 802.11 Wi-Fi SAR v02r02
- FCC KDB 616217 D04 SAR for laptop and tablets v01r02
- FCC KDB 941225 D01 3G SAR Procedures v03r01
- FCC KDB 941225 D05 SAR for LTE Devices v02r05
- FCC KDB 941225 D05A Rel.10 LTE SAR Test Guidance v01r02
- FCC KDB 941225 D06 Hotspot Mode SAR v02r01



4. Equipment Under Test (EUT) Information

4.1 General Information

Product Feature & Specification	
Equipment Name	Mobile Cellular Phone
Brand Name	Motorola
Model Name	XT2041-4, XT2041-6, XT2041-7, XT2041DL
FCC ID	IHDT56YL1
IMEI Code	357244100021032
Wireless Technology and Frequency Range	GSM850: 824.2 MHz ~ 848.8 MHz GSM1900: 1850.2 MHz ~ 1909.8 MHz WCDMA Band II: 1852.4 MHz ~ 1907.6 MHz WCDMA Band IV: 1712.4 MHz ~ 1752.6 MHz WCDMA Band V: 826.4 MHz ~ 846.6 MHz CDMA2000 BC0: 824.7 MHz ~ 848.31 MHz CDMA 2000 BC1: 1851.25 MHz ~ 1908.75 MHz CDMA 2000 BC10: 817.9 MHz ~ 823.1 MHz LTE Band 2: 1850.7 MHz ~ 1909.3 MHz LTE Band 4: 1710.7 MHz ~ 1754.3 MHz LTE Band 5: 824.7 MHz ~ 848.3 MHz LTE Band 7: 2502.5 MHz ~ 2567.5 MHz LTE Band 12: 699.7 MHz ~ 715.3 MHz LTE Band 13: 779.5 MHz ~ 784.5 MHz LTE Band 14: 790.5 MHz ~ 795.5 MHz LTE Band 17: 706.5 MHz ~ 713.5 MHz LTE Band 25: 1850.7 MHz ~ 1914.3 MHz LTE Band 26: 814.7 MHz ~ 848.3 MHz LTE Band 30: 2307.5 MHz ~ 2312.5 MHz LTE Band 38: 2572.5 MHz ~ 2617.5 MHz LTE Band 41: 2498.5 MHz ~ 2687.5 MHz LTE Band 66: 1710.7 MHz ~ 1779.3 MHz LTE Band 71: 665.5 MHz ~ 695.5 MHz WLAN 2.4GHz Band: 2412 MHz ~ 2462 MHz WLAN 5.2GHz Band: 5180 MHz ~ 5240 MHz WLAN 5.3GHz Band: 5260 MHz ~ 5320 MHz WLAN 5.5GHz Band: 5500 MHz ~ 5700 MHz WLAN 5.8GHz Band: 5745 MHz ~ 5825 MHz Bluetooth: 2402 MHz ~ 2480 MHz
Mode	GSM/GPRS/EGPRS RMC/AMR 12.2Kbps HSDPA HSUPA DC-HSDPA HSPA+(16QAM uplink is not supported) LTE: QPSK, 16QAM, 64QAM WLAN 2.4GHz 802.11b/g/n HT20 WLAN 5GHz 802.11a/n HT20/HT40 WLAN 5GHz 802.11ac VHT20/VHT40/VHT80 Bluetooth BR/EDR/LE
HW Version	DVT2
SW Version	QPM30.55
GSM / (E)GPRS Transfer mode	Class B – EUT cannot support Packet Switched and Circuit Switched Network simultaneously but can automatically switch between Packet and Circuit Switched Network.
EUT Stage	Identical Prototype
Remark:	1. WLAN operation in 5600 MHz ~ 5650 MHz is notched. 2. 802.11n-HT40 is not supported in 2.4GHz WLAN. 3. This device supports VoIP in GPRS, EGPRS, CDMA, WCDMA and LTE (e.g. for 3rd-party VoIP), LTE supports VoLTE operation.



4. This device 2.4GHz WLAN support hotspot operation and Bluetooth support tethering applications.
5. This device 2.4GHz WLAN/5.2GHz WLAN/5.8GHz WLAN support hotspot operation, and 5.2GHz WLAN/5.8GHz WLAN supports WiFi Direct (GC/GO), and 5.3GHz / 5.5GHz supports WiFi Direct (GC only).
6. This device does not support DTM operation and supports GRPS/EGRPS mode up to multi-slot class 12.
7. When the phone is in talking mode and receiver worked, then power reduction will be implemented immediately at WLAN2.4GHz/WLAN5.2GHz/5.3GHz/5.5GHz.
8. The device employs proximity sensors that detect the presence of the user's body at the front or back faces of the device. When front or back body worn condition is detected, GSM1900, WCDMA band II/IV/V, CDMA BC1, LTE band 2/4/7/25/30/66/41HPUE and WLAN2.4GHz/WLAN5.2GHz/5.3GHz/5.5GHz/5.8GHz reduced power will be active. (P-sensor can't work at detecting presence of the user's body at the four edges of the device.)
9. P-sensor can detect handheld state, GSM1900, WCDMA band II/IV, CDMA BC1 and LTE B2/4/7/25/30/66/41HPUE for front/back/bottom/left sides of product specific 10g SAR condition reduced powers will be active.
10. When hotspot mode is enabled, power reduction will be activated to limit the maximum power of GSM1900, WCDMA band II/IV/V, CDMA BC1, LTE band 2/4/7/25/30/66/41HPUE and WLAN2.4GHz/WLAN5.2GHz/5.8GHz.
11. For P-sensor reduced power level is higher than hotspot reduced power for GSM1900 , WCDMA band II/IV, LTE band 2/4/25/66, so for front/back P-sensor SAR can represent conservatively for front/back hotspot SAR.
12. This device has two WWAN transmitter antennas. WWAN antenna 1 is located at the right of bottom edge of the device and WWAN antenna 2 is located at the left side of bottom edge of the device which can refer to antenna location chapter. WWAN antenna 1 frequency bands include GSM850/1900, WCDMA Band II/IV/V, CDMA2000 BC0/BC1/BC10, and LTE Band 2/4/5/12/13/14/17/25/26/66/71, WWAN antenna 2 frequency band include LTE Band 7/30/38/41.
13. This device implements antenna tuning techniques for several WWAN (cellular) operating modes and frequencies for the purpose of improving antenna efficiency over a broad range of frequencies. Specifically, these techniques are employed in the GSM, WCDMA and LTE modes of WWAN antenna 1. In this report SAR was measured according to the normally required SAR configurations with the tuner active and worst tune state (auto tune) was used for SAR testing. The detail descriptions of the antenna tuner and supplemental data for additional information on section17.
14. The different model names are for different market requirement.



4.2 General LTE SAR Test and Reporting Considerations

Summarized necessary items addressed in KDB 941225 D05 v02r05																																																															
FCC ID	IHDT56YL1																																																														
Equipment Name	Mobile Cellular Phone																																																														
Operating Frequency Range of each LTE transmission band	LTE Band 2: 1850.7 MHz ~ 1909.3 MHz LTE Band 4: 1710.7 MHz ~ 1754.3 MHz LTE Band 5: 824.7 MHz ~ 848.3 MHz LTE Band 7: 2502.5 MHz ~ 2567.5 MHz LTE Band 12: 699.7 MHz ~ 715.3 MHz LTE Band 13: 779.5 MHz ~ 784.5 MHz LTE Band 14: 790.5 MHz ~ 795.5 MHz LTE Band 17: 706.5 MHz ~ 713.5 MHz LTE Band 25: 1850.7 MHz ~ 1914.3 MHz LTE Band 26: 814.7 MHz ~ 848.3 MHz LTE Band 30: 2307.5 MHz ~ 2312.5 MHz LTE Band 38: 2572.5 MHz ~ 2617.5 MHz LTE Band 41: 2498.5 MHz ~ 2687.5 MHz LTE Band 66: 1710.7 MHz ~ 1779.3 MHz LTE Band 71: 665.5 MHz ~ 695.5 MHz																																																														
Channel Bandwidth	LTE Band 2: 1.4MHz, 3MHz, 5MHz, 10MHz, 15MHz, 20MHz LTE Band 4: 1.4MHz, 3MHz, 5MHz, 10MHz, 15MHz, 20MHz LTE Band 5: 1.4MHz, 3MHz, 5MHz, 10MHz LTE Band 7: 5MHz, 10MHz, 15MHz, 20MHz LTE Band 12: 1.4MHz, 3MHz, 5MHz, 10MHz LTE Band 13: 5MHz, 10MHz LTE Band 14: 5MHz, 10MHz LTE Band 17: 5MHz, 10MHz LTE Band 25: 1.4MHz, 3MHz, 5MHz, 10MHz, 15MHz, 20MHz LTE Band 26: 1.4MHz, 3MHz, 5MHz, 10MHz, 15MHz LTE Band 30: 5MHz, 10MHz LTE Band 38: 5MHz, 10MHz, 15MHz, 20MHz LTE Band 41: 5MHz, 10MHz, 15MHz, 20MHz LTE Band 66: 1.4MHz, 3MHz, 5MHz, 10MHz, 15MHz, 20MHz LTE Band 71: 5MHz, 10MHz, 15MHz, 20MHz																																																														
uplink modulations used	QPSK / 16QAM / 64QAM																																																														
LTE Voice / Data requirements	Voice and Data																																																														
LTE Release Version	R12, Cat13																																																														
CA Support	Supported, Uplink and Downlink																																																														
LTE MPR permanently built-in by design	<p>Table 6.2.3-1: Maximum Power Reduction (MPR) for Power Class 1, 2 and 3</p> <table border="1"> <thead> <tr> <th rowspan="2">Modulation</th> <th colspan="6">Channel bandwidth / Transmission bandwidth (N_{RB})</th> <th rowspan="2">MPR (dB)</th> </tr> <tr> <th>1.4 MHz</th> <th>3.0 MHz</th> <th>5 MHz</th> <th>10 MHz</th> <th>15 MHz</th> <th>20 MHz</th> </tr> </thead> <tbody> <tr> <td>QPSK</td> <td>> 5</td> <td>> 4</td> <td>> 8</td> <td>> 12</td> <td>> 16</td> <td>> 18</td> <td>≤ 1</td> </tr> <tr> <td>16 QAM</td> <td>≤ 5</td> <td>≤ 4</td> <td>≤ 8</td> <td>≤ 12</td> <td>≤ 16</td> <td>≤ 18</td> <td>≤ 1</td> </tr> <tr> <td>16 QAM</td> <td>> 5</td> <td>> 4</td> <td>> 8</td> <td>> 12</td> <td>> 16</td> <td>> 18</td> <td>≤ 2</td> </tr> <tr> <td>64 QAM</td> <td>≤ 5</td> <td>≤ 4</td> <td>≤ 8</td> <td>≤ 12</td> <td>≤ 16</td> <td>≤ 18</td> <td>≤ 2</td> </tr> <tr> <td>64 QAM</td> <td>> 5</td> <td>> 4</td> <td>> 8</td> <td>> 12</td> <td>> 16</td> <td>> 18</td> <td>≤ 3</td> </tr> <tr> <td>256 QAM</td> <td colspan="6" style="text-align: center;">≥ 1</td> <td>≤ 5</td> </tr> </tbody> </table>	Modulation	Channel bandwidth / Transmission bandwidth (N _{RB})						MPR (dB)	1.4 MHz	3.0 MHz	5 MHz	10 MHz	15 MHz	20 MHz	QPSK	> 5	> 4	> 8	> 12	> 16	> 18	≤ 1	16 QAM	≤ 5	≤ 4	≤ 8	≤ 12	≤ 16	≤ 18	≤ 1	16 QAM	> 5	> 4	> 8	> 12	> 16	> 18	≤ 2	64 QAM	≤ 5	≤ 4	≤ 8	≤ 12	≤ 16	≤ 18	≤ 2	64 QAM	> 5	> 4	> 8	> 12	> 16	> 18	≤ 3	256 QAM	≥ 1						≤ 5
Modulation	Channel bandwidth / Transmission bandwidth (N _{RB})						MPR (dB)																																																								
	1.4 MHz	3.0 MHz	5 MHz	10 MHz	15 MHz	20 MHz																																																									
QPSK	> 5	> 4	> 8	> 12	> 16	> 18	≤ 1																																																								
16 QAM	≤ 5	≤ 4	≤ 8	≤ 12	≤ 16	≤ 18	≤ 1																																																								
16 QAM	> 5	> 4	> 8	> 12	> 16	> 18	≤ 2																																																								
64 QAM	≤ 5	≤ 4	≤ 8	≤ 12	≤ 16	≤ 18	≤ 2																																																								
64 QAM	> 5	> 4	> 8	> 12	> 16	> 18	≤ 3																																																								
256 QAM	≥ 1						≤ 5																																																								
LTE A-MPR	In the base station simulator configuration, Network Setting value is set to NS_01 to disable A-MPR during SAR testing and the LTE SAR tests was transmitting on all TTI frames (Maximum TTI)																																																														
Spectrum plots for RB configuration	A properly configured base station simulator was used for the SAR and power measurement; therefore, spectrum plots for each RB allocation and offset configuration are not included in the SAR report.																																																														
Power reduction applied to satisfy SAR compliance	Yes 1. The device employs proximity sensors that detect the presence of the user's body at the front or back faces of the device. When front or back body worn condition is detected, GSM1900, WCDMA band II/IV/V, CDMA BC1, LTE band 2/4/7/25/30/66/41HPUE and WLAN2.4GHz/WLAN5.2/5.3/5.5/5.8GHz reduced power will be active. (P-sensor can't work at detecting presence of the user's body at the four edges of the device.) 2. P-sensor can detect handheld state, GSM1900, WCDMA band II/IV, CDMA BC1 and LTE band 2/4/7/25/30/66/41HPUE for front/back/bottom/left sides of product specific 10g SAR condition reduced powers will be active.																																																														



	3. When hotspot mode is enabled, power reduction will be activated to limit the maximum power of GSM1900, WCDMA band II/IV/V, CDMA BC1, LTE band 2/4/7/25/30/66/41HPUE and WLAN2.4GHz/WLAN5.2GHz//5.8GHz.
LTE Carrier Aggregation Combinations	Inter-Band and Intra-Band possible combinations and the detail power verification please referred to section 13.
LTE Carrier Aggregation Additional Information	1. This device supports LTE Carrier Aggregation (CA) in the uplink for LTE B5/41 with two component carriers in the uplink. SAR Measurements and conducted powers were evaluated per FCC Guidance. 2. This device supports maximum of 2 carriers in the downlink and uplink. Additional following LTE Release features are not supported: Relay, HetNet, Enhanced MIMO, eICI, WiFi Offloading, MDH, eMBMA, Cross-Carrier Scheduling, Enhanced SC-FDMA.



Transmission (H, M, L) channel numbers and frequencies in each LTE band																
LTE Band 2																
	Bandwidth 1.4 MHz		Bandwidth 3 MHz		Bandwidth 5 MHz		Bandwidth 10 MHz		Bandwidth 15 MHz		Bandwidth 20 MHz					
	Ch. #	Freq. (MHz)	Ch. #	Freq. (MHz)	Ch. #	Freq. (MHz)	Ch. #	Freq. (MHz)	Ch. #	Freq. (MHz)	Ch. #	Freq. (MHz)				
L	18607	1850.7	18615	1851.5	18625	1852.5	18650	1855	18675	1857.5	18700	1860				
M	18900	1880	18900	1880	18900	1880	18900	1880	18900	1880	18900	1880				
H	19193	1909.3	19185	1908.5	19175	1907.5	19150	1905	19125	1902.5	19100	1900				
LTE Band 4																
	Bandwidth 1.4 MHz		Bandwidth 3 MHz		Bandwidth 5 MHz		Bandwidth 10 MHz		Bandwidth 15 MHz		Bandwidth 20 MHz					
	Ch. #	Freq. (MHz)	Ch. #	Freq. (MHz)	Ch. #	Freq. (MHz)	Ch. #	Freq. (MHz)	Ch. #	Freq. (MHz)	Ch. #	Freq. (MHz)				
L	19957	1710.7	19965	1711.5	19975	1712.5	20000	1715	20025	1717.5	20050	1720				
M	20175	1732.5	20175	1732.5	20175	1732.5	20175	1732.5	20175	1732.5	20175	1732.5				
H	20393	1754.3	20385	1753.5	20375	1752.5	20350	1750	20325	1747.5	20300	1745				
LTE Band 5																
	Bandwidth 1.4 MHz		Bandwidth 3 MHz		Bandwidth 5 MHz		Bandwidth 10 MHz		Bandwidth 15 MHz		Bandwidth 20 MHz					
	Ch. #	Freq. (MHz)	Ch. #	Freq. (MHz)	Ch. #	Freq. (MHz)	Ch. #	Freq. (MHz)	Ch. #	Freq. (MHz)	Ch. #	Freq. (MHz)				
L	20407	824.7	20415	825.5	20425	826.5	20450	829	20450	829	20450	829				
M	20525	836.5	20525	836.5	20525	836.5	20525	836.5	20525	836.5	20525	836.5				
H	20643	848.3	20635	847.5	20625	846.5	20600	844	20600	844	20600	844				
LTE Band 7																
	Bandwidth 5 MHz		Bandwidth 10 MHz		Bandwidth 15 MHz		Bandwidth 20 MHz		Bandwidth 15 MHz		Bandwidth 20 MHz					
	Ch. #	Freq. (MHz)	Ch. #	Freq. (MHz)	Ch. #	Freq. (MHz)	Ch. #	Freq. (MHz)	Ch. #	Freq. (MHz)	Ch. #	Freq. (MHz)				
L	20775	2502.5	20800	2505	20825	2507.5	20850	2510	20850	2510	20850	2510				
M	21100	2535	21100	2535	21100	2535	21100	2535	21100	2535	21100	2535				
H	21425	2567.5	21400	2565	21375	2562.5	21350	2560	21350	2560	21350	2560				
LTE Band 12																
	Bandwidth 1.4 MHz		Bandwidth 3 MHz		Bandwidth 5 MHz		Bandwidth 10 MHz		Bandwidth 15 MHz		Bandwidth 20 MHz					
	Ch. #	Freq. (MHz)	Ch. #	Freq. (MHz)	Ch. #	Freq. (MHz)	Ch. #	Freq. (MHz)	Ch. #	Freq. (MHz)	Ch. #	Freq. (MHz)				
L	23017	699.7	23025	700.5	23035	701.5	23060	704	23060	704	23060	704				
M	23095	707.5	23095	707.5	23095	707.5	23095	707.5	23095	707.5	23095	707.5				
H	23173	715.3	23165	714.5	23155	713.5	23130	711	23130	711	23130	711				
LTE Band 13																
	Bandwidth 5 MHz				Bandwidth 10 MHz				Bandwidth 15 MHz				Bandwidth 20 MHz			
	Channel #		Freq.(MHz)		Channel #		Freq.(MHz)		Channel #		Freq.(MHz)		Channel #		Freq.(MHz)	
L	23205		779.5		23230		782		23230		782		23230		782	
M	23230		782		23230		782		23230		782		23230		782	
H	23255		784.5		23230		782		23230		782		23230		782	
LTE Band 14																
	Bandwidth 5 MHz				Bandwidth 10 MHz				Bandwidth 15 MHz				Bandwidth 20 MHz			
	Channel #		Channel #		Channel #		Freq.(MHz)		Channel #		Freq.(MHz)		Channel #		Freq.(MHz)	
L	23305		790.5		23330		793		23330		793		23330		793	
M	23330		793		23330		793		23330		793		23330		793	
H	23355		795.5		23330		793		23330		793		23330		793	
LTE Band 17																
	Bandwidth 5 MHz				Bandwidth 10 MHz				Bandwidth 15 MHz				Bandwidth 20 MHz			
	Channel #		Freq.(MHz)		Channel #		Freq. (MHz)		Channel #		Freq. (MHz)		Channel #		Freq. (MHz)	
L	23755		706.5		23780		709		23780		709		23780		709	
M	23790		710		23790		710		23790		710		23790		710	
H	23825		713.5		23800		711		23800		711		23800		711	
LTE Band 25																
	Bandwidth 1.4 MHz		Bandwidth 3 MHz		Bandwidth 5 MHz		Bandwidth 10 MHz		Bandwidth 15 MHz		Bandwidth 20 MHz					
	Ch. #	Freq. (MHz)	Ch. #	Freq. (MHz)	Ch. #	Freq. (MHz)	Ch. #	Freq. (MHz)	Ch. #	Freq. (MHz)	Ch. #	Freq. (MHz)				
L	26047	1850.7	26055	1851.5	26065	1852.5	26090	1855	26115	1857.5	26140	1860				
M	26340	1880	26340	1880	26340	1880	26340	1880	26340	1880	26340	1880				
H	26683	1914.3	26675	1913.5	26665	1912.5	26640	1910	26615	1907.5	26590	1905				

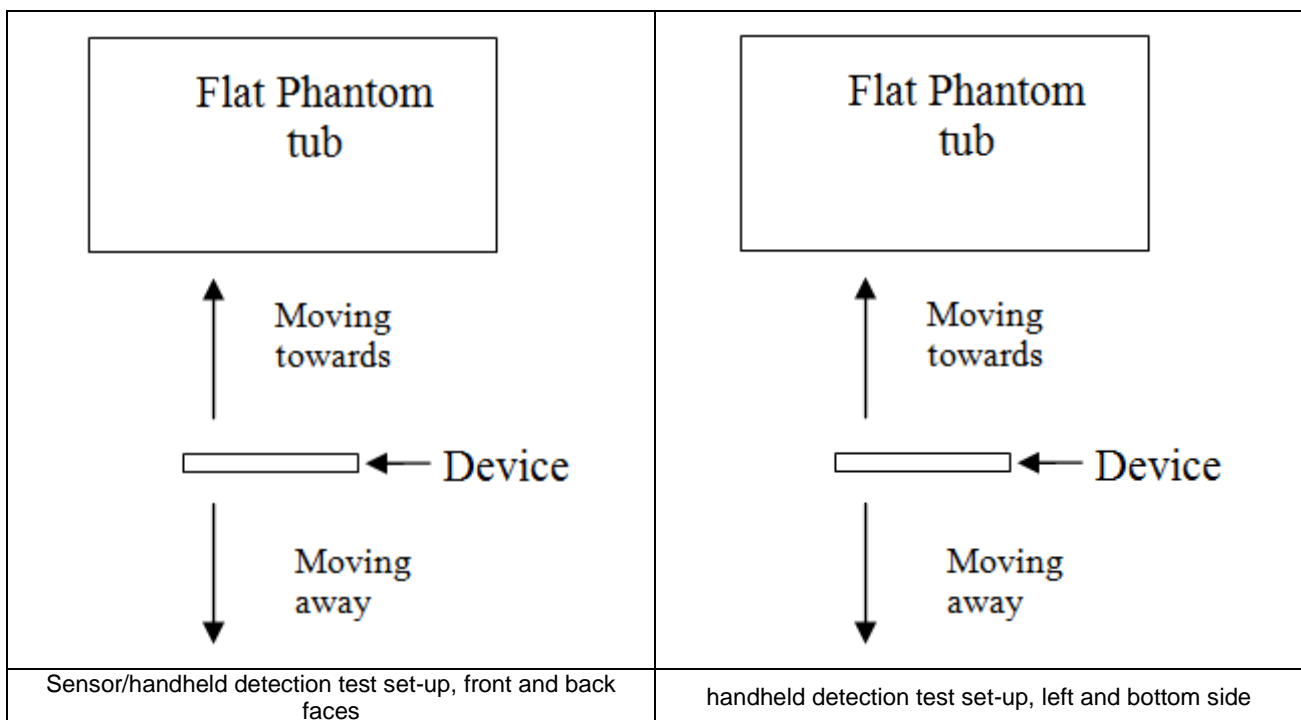


LTE Band 26												
	Bandwidth 1.4 MHz		Bandwidth 3 MHz		Bandwidth 5 MHz		Bandwidth 10 MHz		Bandwidth 15 MHz			
	Ch. #	Freq. (MHz)	Ch. #	Freq. (MHz)	Ch. #	Freq. (MHz)	Ch. #	Freq. (MHz)	Ch. #	Freq. (MHz)		
L	26697	814.7	26705	815.5	26715	816.5	26740	819	26765	821.5		
M	26865	831.5	26865	831.5	26865	831.5	26865	831.5	26865	831.5		
H	27033	848.3	27025	847.5	27015	846.5	26990	844	26965	841.5		
LTE Band 30												
	Bandwidth 5 MHz				Bandwidth 10 MHz							
	Channel #		Freq.(MHz)		Channel #		Freq.(MHz)					
L	27685		2307.5		27710		2310					
M	27710		2310									
H	27735		2312.5									
LTE Band 38												
	Bandwidth 5 MHz		Bandwidth 10 MHz		Bandwidth 15 MHz		Bandwidth 20 MHz					
	Ch. #	Freq. (MHz)	Ch. #	Freq. (MHz)	Ch. #	Freq. (MHz)	Ch. #	Freq. (MHz)				
L	37775	2572.5	37800	2575	37825	2577.5	37850	2580				
M	38000	2595	38000	2595	38000	2595	38000	2595				
H	38225	2617.5	38200	2615	38175	2612.5	38150	2610				
LTE Band 41												
	Bandwidth 5 MHz		Bandwidth 10 MHz		Bandwidth 15 MHz		Bandwidth 20 MHz					
	Ch. #	Freq. (MHz)	Ch. #	Freq. (MHz)	Ch. #	Freq. (MHz)	Ch. #	Freq. (MHz)				
L	39675	2498.5	39700	2501	39725	2503.5	39750	2506				
LM	40148	2545.8	40160	2547	40173	2548.3	40185	2549.5				
M	40620	2593	40620	2593	40620	2593	40620	2593				
HM	41093	2640.3	41080	2639	41068	2637.8	41055	2636.5				
H	41565	2687.5	41540	2685	41515	2682.5	41490	2680				
LTE Band 66												
	Bandwidth 1.4 MHz		Bandwidth 3 MHz		Bandwidth 5 MHz		Bandwidth 10 MHz		Bandwidth 15 MHz		Bandwidth 20 MHz	
	Ch. #	Freq. (MHz)	Ch. #	Freq. (MHz)	Ch. #	Freq. (MHz)	Ch. #	Freq. (MHz)	Ch. #	Freq. (MHz)	Ch. #	Freq. (MHz)
L	131979	1710.7	131987	1711.5	131997	1712.5	132022	1715	132047	1717.5	132072	1720
M	132322	1745	132322	1745	132322	1745	132322	1745	132322	1745	132322	1745
H	132665	1779.3	132657	1778.5	132647	1777.5	132622	1775	132597	1772.5	132572	1770
LTE Band 71												
	Bandwidth 5 MHz		Bandwidth 10 MHz		Bandwidth 15 MHz		Bandwidth 20 MHz					
	Ch. #	Freq. (MHz)	Ch. #	Freq. (MHz)	Ch. #	Freq. (MHz)	Ch. #	Freq. (MHz)				
L	133147	665.5	133172	668	133197	670.5	133222	673				
M	133247	675.5	133272	678	133297	680.5	133322	683				
H	133447	695.5	133422	693	133397	690.5	133372	688				

5. Proximity Sensor Triggering Test

5.1 Proximity sensor triggering distances(Per KDB616217§6.2)

1. Proximity sensor triggering distance testing was performed according to the procedures outlined in KDB 616217 D04 section 6.2, and EUT moving further away from the flat phantom and EUT moving toward the flat phantom were both assessed and the tissue-equivalent medium for highest frequency (5825MHz) and lowest (850MHz) frequency was used for proximity sensor triggering testing.
2. Capacitive proximity sensor placed coincident with antenna elements at the bottom end of the phone are utilized to determine when the device comes in proximity of the user's body at the front or back or bottom or left side surface of the device. There is no need to do sensor coverage testing for the proximity sensor is designed to support sufficient detection range and sensitivity to cover regions of the sensors in all applicable directions since the proximity sensor entirely covers the antenna.
3. When the proximity sensor is active, GSM1900, WCDMA band II/IV/V, CDMA BC1, LTE band 2/4/7/25/30/66/41 HPUE and WLAN2.4GHz/WLAN5.2GHz/5.3GHz/5.5GHz /5.8GHz reduced power will be active for front/ back body worn SAR.
4. P-sensor can detect handheld state, GSM1900, WCDMA band II/IV, CDMA BC1 and LTE band 2/4/7/25/30/66/41 HPUE for front/back/ left /bottom sides of product specific 10g SAR condition reduced powers will be active for handheld SAR.
5. The proximity sensors used to detect the proximity of the user's body at the front or back or left or bottom side surface of the device use a detection threshold distance. The data shown in the sections below shows the distance(s).





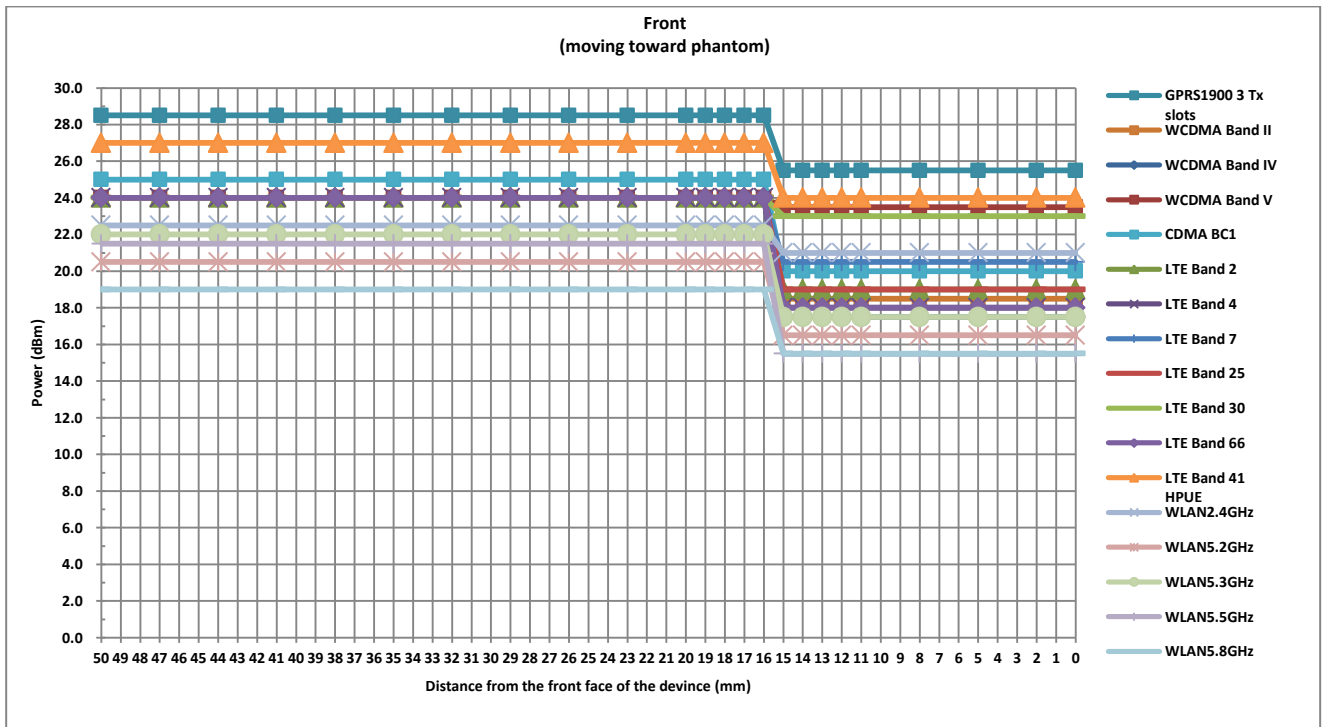
<P-Sensor>

Proximity Sensor Triggering Distance (mm)				
Position	Front		Back	
	Moving towards	Moving away	Moving towards	Moving away
Minimum	15	20	22	28

TX. Band	Proximity Sensor Triggering Power (dBm)		
	Full	Reduced	power reduction (dB)
	max. tune up limit (dBm)	max. tune up limit(dBm)	
GPRS1900 3 Tx slots	28.5	25.5	3.00
WCDMA Band II	24	18.5	5.50
WCDMA Band IV	24	17.5	6.50
WCDMA Band V	24	23.5	0.50
CDMA BC1	25	20	5.00
LTE Band 2	24	19	5.00
LTE Band 4	24	18	6.00
LTE Band 7	24	20.5	3.50
LTE Band 25	24	19	5.00
LTE Band 30	24	23	1.00
LTE Band 66	24	18	6.00
LTE Band 41 HPUE	27	24	3.00
WLAN2.4GHz	22.5	21	1.50
WLAN5.2GHz	20.5	16.5	4.00
WLAN5.3GHz	22	17.5	4.50
WLAN5.5GHz	21.5	15.5	6.00
WLAN5.8GHz	19	15.5	3.50

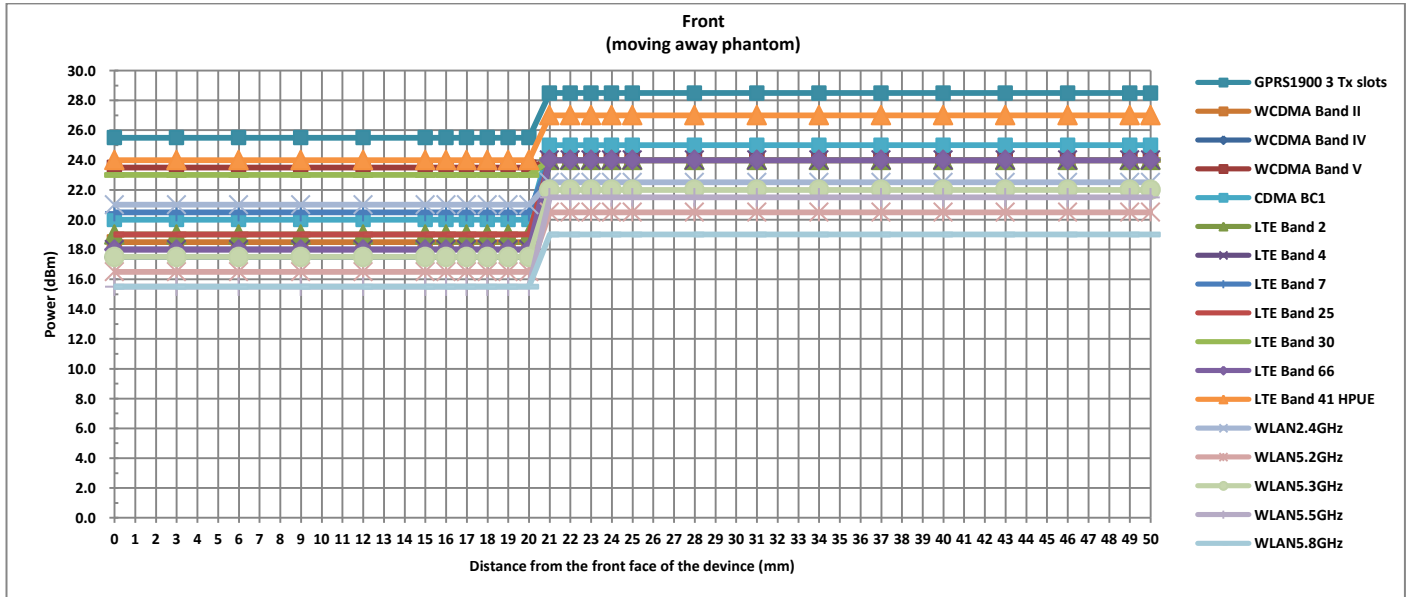


Proximity Sensor Triggering Distance (mm) and Triggering Power (dBm)																								
Front																								
Distance	50	47	44	41	38	35	32	29	26	23	20	19	18	17	16	15	14	13	12	11	8	5	2	0
GPRS1900 3 Tx slots	28.5	28.5	28.5	28.5	28.5	28.5	28.5	28.5	28.5	28.5	28.5	28.5	28.5	28.5	28.5	25.5	25.5	25.5	25.5	25.5	25.5	25.5	25.5	25.5
WCDMA Band II	24	24	24	24	24	24	24	24	24	24	24	24	24	24	24	18.5	18.5	18.5	18.5	18.5	18.5	18.5	18.5	18.5
WCDMA Band IV	24	24	24	24	24	24	24	24	24	24	24	24	24	24	24	17.5	17.5	17.5	17.5	17.5	17.5	17.5	17.5	17.5
WCDMA Band V	24	24	24	24	24	24	24	24	24	24	24	24	24	24	24	23.5	23.5	23.5	23.5	23.5	23.5	23.5	23.5	23.5
CDMA BC1	25	25	25	25	25	25	25	25	25	25	25	25	25	25	25	20	20	20	20	20	20	20	20	20
LTE Band 2	24	24	24	24	24	24	24	24	24	24	24	24	24	24	24	19	19	19	19	19	19	19	19	19
LTE Band 4	24	24	24	24	24	24	24	24	24	24	24	24	24	24	24	18	18	18	18	18	18	18	18	18
LTE Band 7	24	24	24	24	24	24	24	24	24	24	24	24	24	24	24	20.5	20.5	20.5	20.5	20.5	20.5	20.5	20.5	20.5
LTE Band 25	24	24	24	24	24	24	24	24	24	24	24	24	24	24	24	19	19	19	19	19	19	19	19	19
LTE Band 30	24	24	24	24	24	24	24	24	24	24	24	24	24	24	24	23	23	23	23	23	23	23	23	23
LTE Band 66	24	24	24	24	24	24	24	24	24	24	24	24	24	24	24	18	18	18	18	18	18	18	18	18
LTE Band 41 HPUE	27	27	27	27	27	27	27	27	27	27	27	27	27	27	27	24	24	24	24	24	24	24	24	24
WLAN2.4GHz	22.5	22.5	22.5	22.5	22.5	22.5	22.5	22.5	22.5	22.5	22.5	22.5	22.5	22.5	22.5	21	21	21	21	21	21	21	21	21
WLAN5.2GHz	20.5	20.5	20.5	20.5	20.5	20.5	20.5	20.5	20.5	20.5	20.5	20.5	20.5	20.5	20.5	16.5	16.5	16.5	16.5	16.5	16.5	16.5	16.5	16.5
WLAN5.3GHz	22	22	22	22	22	22	22	22	22	22	22	22	22	22	22	17.5	17.5	17.5	17.5	17.5	17.5	17.5	17.5	17.5
WLAN5.5GHz	21.5	21.5	21.5	21.5	21.5	21.5	21.5	21.5	21.5	21.5	21.5	21.5	21.5	21.5	21.5	15.5	15.5	15.5	15.5	15.5	15.5	15.5	15.5	15.5
WLAN5.8GHz	19	19	19	19	19	19	19	19	19	19	19	19	19	19	19	15.5	15.5	15.5	15.5	15.5	15.5	15.5	15.5	15.5



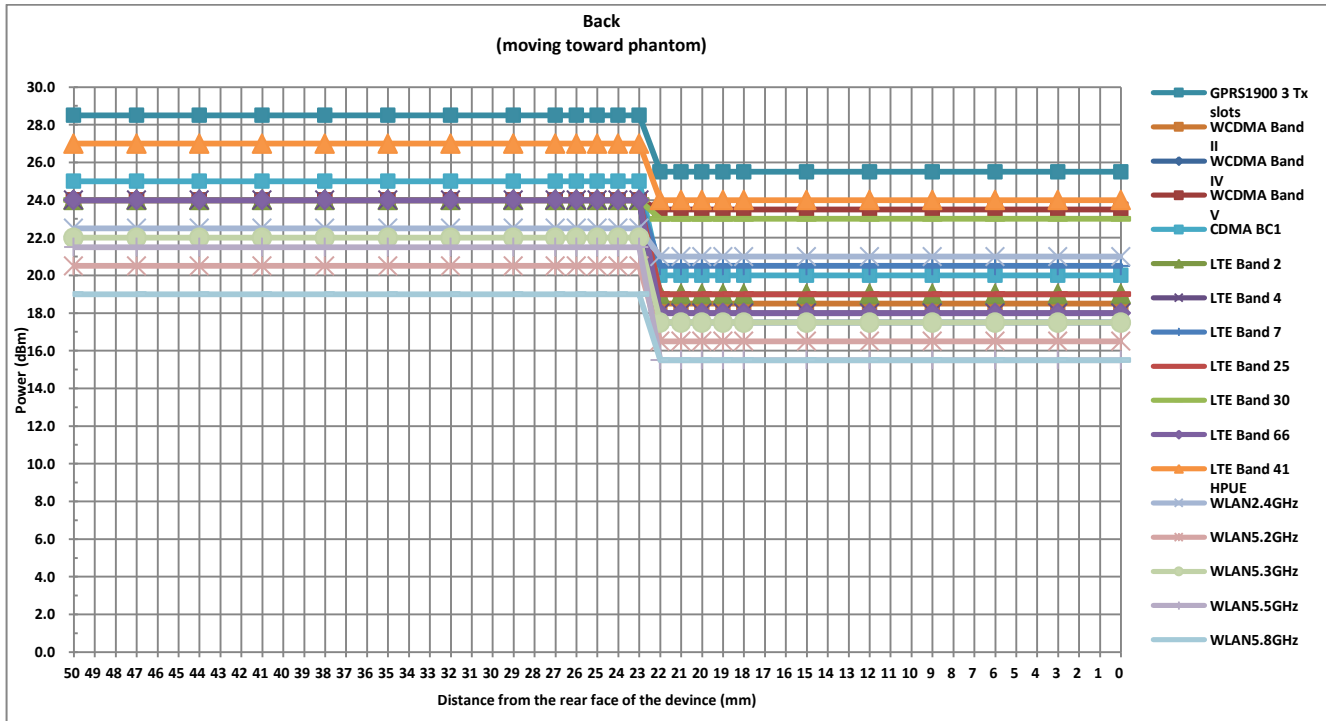


Proximity Sensor Triggering Distance (mm) and Triggering Power (dBm)																									
Front																									
Distance	50	49	46	43	40	37	34	31	28	25	24	23	22	21	20	19	18	17	16	15	12	9	6	3	0
GPRS1900 3 Tx slots	28.5	28.5	28.5	28.5	28.5	28.5	28.5	28.5	28.5	28.5	28.5	28.5	28.5	28.5	25.5	25.5	25.5	25.5	25.5	25.5	25.5	25.5	25.5	25.5	25.5
WCDMA Band II	24	24	24	24	24	24	24	24	24	24	24	24	24	24	18.5	18.5	18.5	18.5	18.5	18.5	18.5	18.5	18.5	18.5	18.5
WCDMA Band IV	24	24	24	24	24	24	24	24	24	24	24	24	24	24	17.5	17.5	17.5	17.5	17.5	17.5	17.5	17.5	17.5	17.5	17.5
WCDMA Band V	24	24	24	24	24	24	24	24	24	24	24	24	24	24	23.5	23.5	23.5	23.5	23.5	23.5	23.5	23.5	23.5	23.5	23.5
CDMA BC1	25	25	25	25	25	25	25	25	25	25	25	25	25	25	20	20	20	20	20	20	20	20	20	20	20
LTE Band 2	24	24	24	24	24	24	24	24	24	24	24	24	24	24	19	19	19	19	19	19	19	19	19	19	19
LTE Band 4	24	24	24	24	24	24	24	24	24	24	24	24	24	24	18	18	18	18	18	18	18	18	18	18	18
LTE Band 7	24	24	24	24	24	24	24	24	24	24	24	24	24	24	20.5	20.5	20.5	20.5	20.5	20.5	20.5	20.5	20.5	20.5	20.5
LTE Band 25	24	24	24	24	24	24	24	24	24	24	24	24	24	24	19	19	19	19	19	19	19	19	19	19	19
LTE Band 30	24	24	24	24	24	24	24	24	24	24	24	24	24	24	23	23	23	23	23	23	23	23	23	23	23
LTE Band 66	24	24	24	24	24	24	24	24	24	24	24	24	24	24	18	18	18	18	18	18	18	18	18	18	18
LTE Band 41 HPUE	27	27	27	27	27	27	27	27	27	27	27	27	27	27	24	24	24	24	24	24	24	24	24	24	24
WLAN2.4GHz	22.5	22.5	22.5	22.5	22.5	22.5	22.5	22.5	22.5	22.5	22.5	22.5	22.5	22.5	21	21	21	21	21	21	21	21	21	21	21
WLAN5.2GHz	20.5	20.5	20.5	20.5	20.5	20.5	20.5	20.5	20.5	20.5	20.5	20.5	20.5	20.5	16.5	16.5	16.5	16.5	16.5	16.5	16.5	16.5	16.5	16.5	16.5
WLAN5.3GHz	22	22	22	22	22	22	22	22	22	22	22	22	22	22	17.5	17.5	17.5	17.5	17.5	17.5	17.5	17.5	17.5	17.5	17.5
WLAN5.5GHz	21.5	21.5	21.5	21.5	21.5	21.5	21.5	21.5	21.5	21.5	21.5	21.5	21.5	21.5	15.5	15.5	15.5	15.5	15.5	15.5	15.5	15.5	15.5	15.5	15.5
WLAN5.8GHz	19	19	19	19	19	19	19	19	19	19	19	19	19	19	15.5	15.5	15.5	15.5	15.5	15.5	15.5	15.5	15.5	15.5	15.5



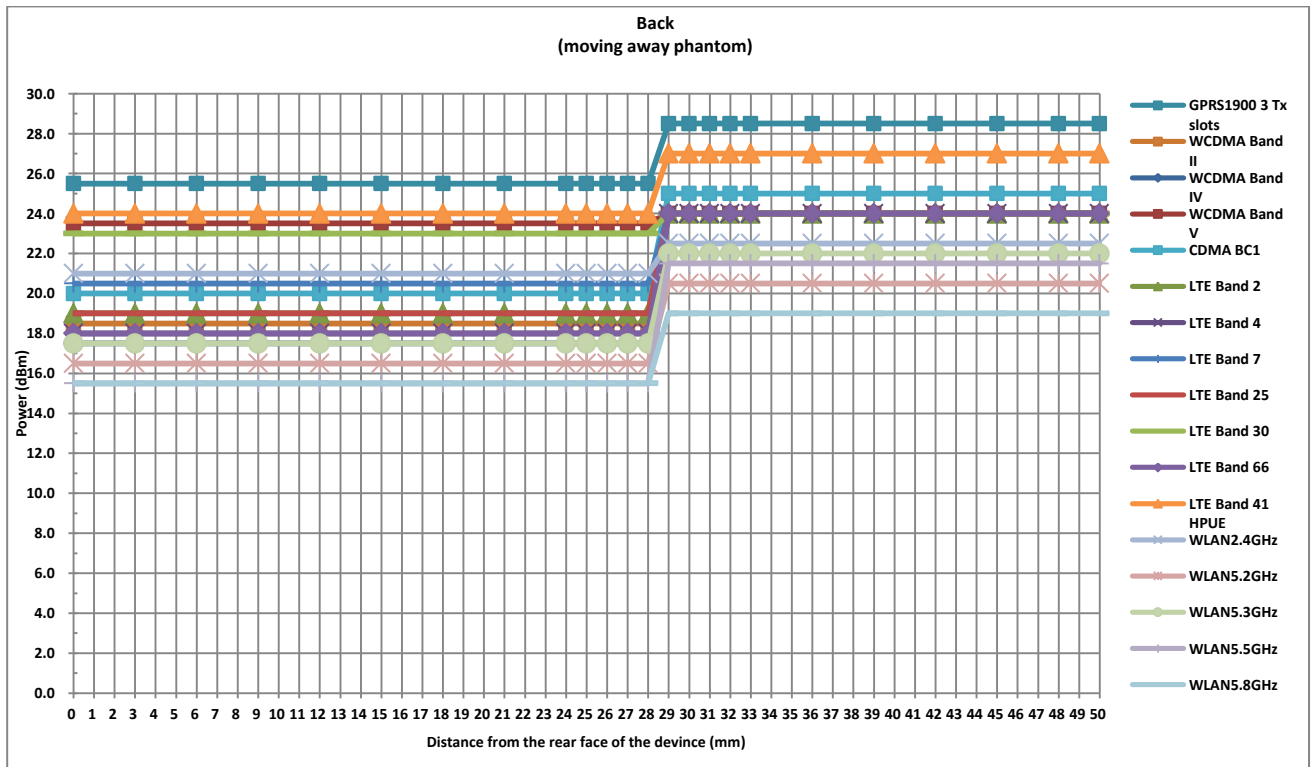


Proximity Sensor Triggering Distance (mm) and Triggering Power (dBm)																								
Back																								
Distance	50	47	44	41	38	35	32	29	27	26	25	24	23	22	21	20	19	18	15	12	9	6	3	0
GPRS1900 3 Tx slots	28.5	28.5	28.5	28.5	28.5	28.5	28.5	28.5	28.5	28.5	28.5	28.5	28.5	25.5	25.5	25.5	25.5	25.5	25.5	25.5	25.5	25.5	25.5	25.5
WCDMA Band II	24	24	24	24	24	24	24	24	24	24	24	24	24	18.5	18.5	18.5	18.5	18.5	18.5	18.5	18.5	18.5	18.5	18.5
WCDMA Band IV	24	24	24	24	24	24	24	24	24	24	24	24	24	17.5	17.5	17.5	17.5	17.5	17.5	17.5	17.5	17.5	17.5	17.5
WCDMA Band V	24	24	24	24	24	24	24	24	24	24	24	24	24	23.5	23.5	23.5	23.5	23.5	23.5	23.5	23.5	23.5	23.5	23.5
CDMA BC1	25	25	25	25	25	25	25	25	25	25	25	25	25	20	20	20	20	20	20	20	20	20	20	20
LTE Band 2	24	24	24	24	24	24	24	24	24	24	24	24	24	19	19	19	19	19	19	19	19	19	19	19
LTE Band 4	24	24	24	24	24	24	24	24	24	24	24	24	24	18	18	18	18	18	18	18	18	18	18	18
LTE Band 7	24	24	24	24	24	24	24	24	24	24	24	24	24	20.5	20.5	20.5	20.5	20.5	20.5	20.5	20.5	20.5	20.5	20.5
LTE Band 25	24	24	24	24	24	24	24	24	24	24	24	24	24	19	19	19	19	19	19	19	19	19	19	19
LTE Band 30	24	24	24	24	24	24	24	24	24	24	24	24	24	23	23	23	23	23	23	23	23	23	23	23
LTE Band 66	24	24	24	24	24	24	24	24	24	24	24	24	24	18	18	18	18	18	18	18	18	18	18	18
LTE Band 41 HPUE	27	27	27	27	27	27	27	27	27	27	27	27	27	24	24	24	24	24	24	24	24	24	24	24
WLAN2.4GHz	22.5	22.5	22.5	22.5	22.5	22.5	22.5	22.5	22.5	22.5	22.5	22.5	22.5	21	21	21	21	21	21	21	21	21	21	21
WLAN5.2GHz	20.5	20.5	20.5	20.5	20.5	20.5	20.5	20.5	20.5	20.5	20.5	20.5	20.5	16.5	16.5	16.5	16.5	16.5	16.5	16.5	16.5	16.5	16.5	16.5
WLAN5.3GHz	22	22	22	22	22	22	22	22	22	22	22	22	22	17.5	17.5	17.5	17.5	17.5	17.5	17.5	17.5	17.5	17.5	17.5
WLAN5.5GHz	21.5	21.5	21.5	21.5	21.5	21.5	21.5	21.5	21.5	21.5	21.5	21.5	21.5	15.5	15.5	15.5	15.5	15.5	15.5	15.5	15.5	15.5	15.5	15.5
WLAN5.8GHz	19	19	19	19	19	19	19	19	19	19	19	19	19	15.5	15.5	15.5	15.5	15.5	15.5	15.5	15.5	15.5	15.5	15.5





Proximity Sensor Triggering Distance (mm) and Triggering Power (dBm)																								
Back																								
Distance	50	48	45	42	39	36	33	32	31	30	29	28	27	26	25	24	21	18	15	12	9	6	3	0
GPRS1900 3 Tx slots	28.5	28.5	28.5	28.5	28.5	28.5	28.5	28.5	28.5	28.5	28.5	25.5	25.5	25.5	25.5	25.5	25.5	25.5	25.5	25.5	25.5	25.5	25.5	25.5
WCDMA Band II	24	24	24	24	24	24	24	24	24	24	24	18.5	18.5	18.5	18.5	18.5	18.5	18.5	18.5	18.5	18.5	18.5	18.5	18.5
WCDMA Band IV	24	24	24	24	24	24	24	24	24	24	24	17.5	17.5	17.5	17.5	17.5	17.5	17.5	17.5	17.5	17.5	17.5	17.5	17.5
WCDMA Band V	24	24	24	24	24	24	24	24	24	24	24	23.5	23.5	23.5	23.5	23.5	23.5	23.5	23.5	23.5	23.5	23.5	23.5	23.5
CDMA BC1	25	25	25	25	25	25	25	25	25	25	25	20	20	20	20	20	20	20	20	20	20	20	20	20
LTE Band 2	24	24	24	24	24	24	24	24	24	24	24	19	19	19	19	19	19	19	19	19	19	19	19	19
LTE Band 4	24	24	24	24	24	24	24	24	24	24	24	18	18	18	18	18	18	18	18	18	18	18	18	18
LTE Band 7	24	24	24	24	24	24	24	24	24	24	24	20.5	20.5	20.5	20.5	20.5	20.5	20.5	20.5	20.5	20.5	20.5	20.5	20.5
LTE Band 25	24	24	24	24	24	24	24	24	24	24	24	19	19	19	19	19	19	19	19	19	19	19	19	19
LTE Band 30	24	24	24	24	24	24	24	24	24	24	24	23	23	23	23	23	23	23	23	23	23	23	23	23
LTE Band 66	24	24	24	24	24	24	24	24	24	24	24	18	18	18	18	18	18	18	18	18	18	18	18	18
LTE Band 41 HPUE	27	27	27	27	27	27	27	27	27	27	27	24	24	24	24	24	24	24	24	24	24	24	24	24
WLAN2.4GHz	22.5	22.5	22.5	22.5	22.5	22.5	22.5	22.5	22.5	22.5	22.5	21	21	21	21	21	21	21	21	21	21	21	21	21
WLAN5.2GHz	20.5	20.5	20.5	20.5	20.5	20.5	20.5	20.5	20.5	20.5	20.5	16.5	16.5	16.5	16.5	16.5	16.5	16.5	16.5	16.5	16.5	16.5	16.5	16.5
WLAN5.3GHz	22	22	22	22	22	22	22	22	22	22	22	17.5	17.5	17.5	17.5	17.5	17.5	17.5	17.5	17.5	17.5	17.5	17.5	17.5
WLAN5.5GHz	21.5	21.5	21.5	21.5	21.5	21.5	21.5	21.5	21.5	21.5	21.5	15.5	15.5	15.5	15.5	15.5	15.5	15.5	15.5	15.5	15.5	15.5	15.5	15.5
WLAN5.8GHz	19	19	19	19	19	19	19	19	19	19	19	15.5	15.5	15.5	15.5	15.5	15.5	15.5	15.5	15.5	15.5	15.5	15.5	15.5



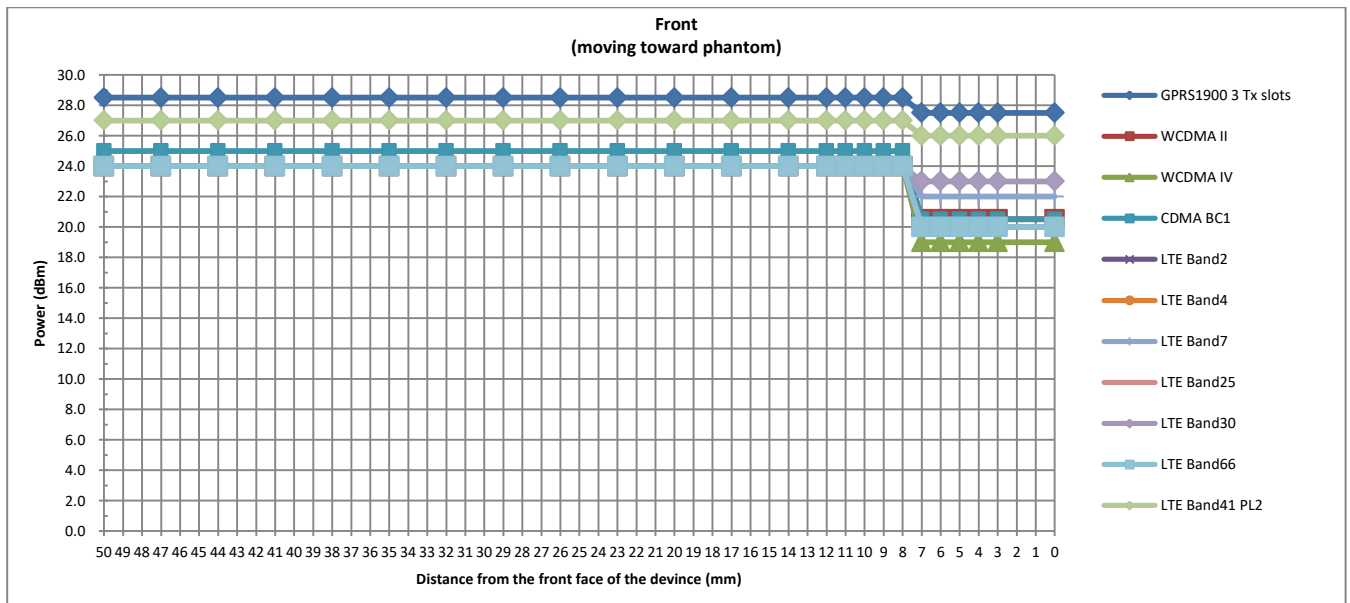
<Handheld>

Handheld Triggering Distance (mm)								
Position	Front		Back		Left Side		Bottom Side	
	Moving towards	Moving away	Moving towards	Moving away	Moving towards	Moving away	Moving towards	Moving away
Minimum	7	10	12	16	9	11	12	18

TX. Band	Handheld Triggering Power (dBm)		
	Full	Reduced	power reduction (dB)
	max. tune up limit (dBm)	max. tune up limit(dBm)	
GPRS1900 3 Tx slots	28.5	27.5	1.00
WCDMA II	24	20.5	3.50
WCDMA IV	24	19	5.00
CDMA BC1	25	20.5	4.50
LTE Band2	24	20	4.00
LTE Band4	24	20	4.00
LTE Band7	24	22	2.00
LTE Band25	24	20	4.00
LTE Band30	24	23	1.00
LTE Band66	24	20	4.00
LTE Band 41 HPUE	27	26	1.00

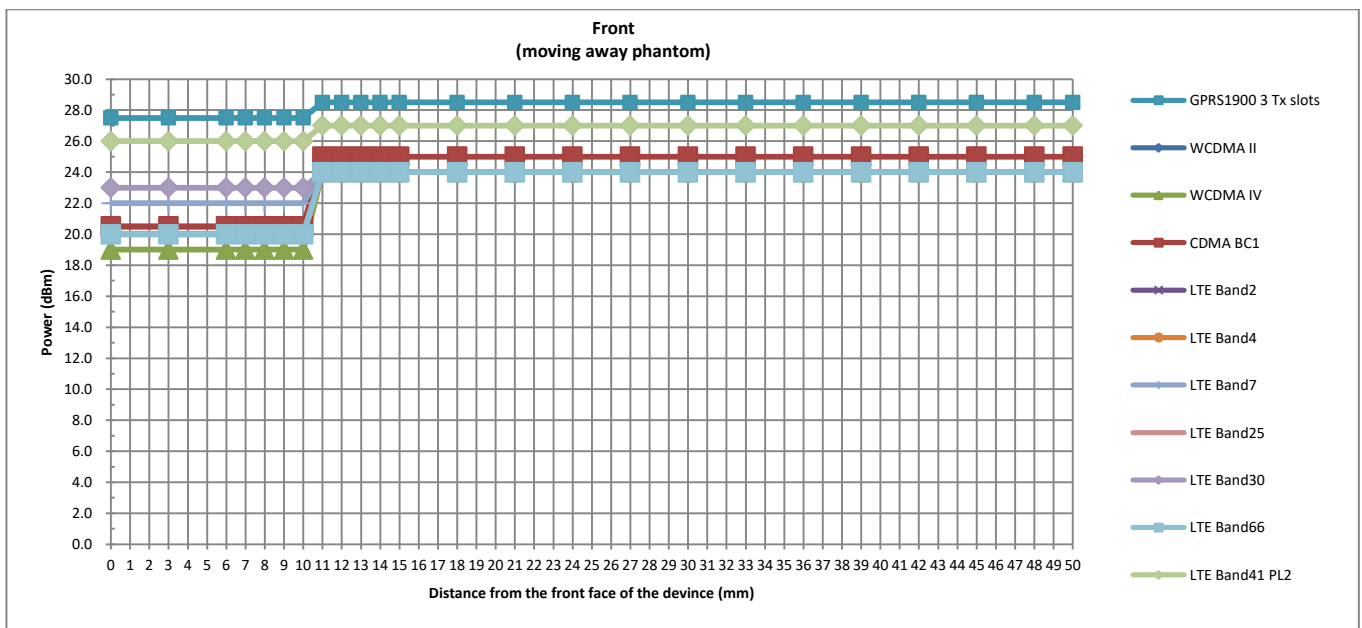


Handheld Triggering Distance (mm) and Triggering Power (dBm)																								
Front																								
Distance	50	47	44	41	38	35	32	29	26	23	20	17	14	12	11	10	9	8	7	6	5	4	3	0
GPRS1900 3 Tx slots	28.5	28.5	28.5	28.5	28.5	28.5	28.5	28.5	28.5	28.5	28.5	28.5	28.5	28.5	28.5	28.5	28.5	28.5	27.5	27.5	27.5	27.5	27.5	27.5
WCDMA II	24	24	24	24	24	24	24	24	24	24	24	24	24	24	24	24	24	24	20.5	20.5	20.5	20.5	20.5	20.5
WCDMA IV	24	24	24	24	24	24	24	24	24	24	24	24	24	24	24	24	24	24	19	19	19	19	19	19
CDMA BC1	25	25	25	25	25	25	25	25	25	25	25	25	25	25	25	25	25	25	20.5	20.5	20.5	20.5	20.5	20.5
LTE Band2	24	24	24	24	24	24	24	24	24	24	24	24	24	24	24	24	24	24	20	20	20	20	20	20
LTE Band4	24	24	24	24	24	24	24	24	24	24	24	24	24	24	24	24	24	24	20	20	20	20	20	20
LTE Band7	24	24	24	24	24	24	24	24	24	24	24	24	24	24	24	24	24	24	22	22	22	22	22	22
LTE Band25	24	24	24	24	24	24	24	24	24	24	24	24	24	24	24	24	24	24	20	20	20	20	20	20
LTE Band30	24	24	24	24	24	24	24	24	24	24	24	24	24	24	24	24	24	24	23	23	23	23	23	23
LTE Band66	24	24	24	24	24	24	24	24	24	24	24	24	24	24	24	24	24	24	20	20	20	20	20	20
LTE Band 41 HPUE	27	27	27	27	27	27	27	27	27	27	27	27	27	27	27	27	27	27	26	26	26	26	26	26





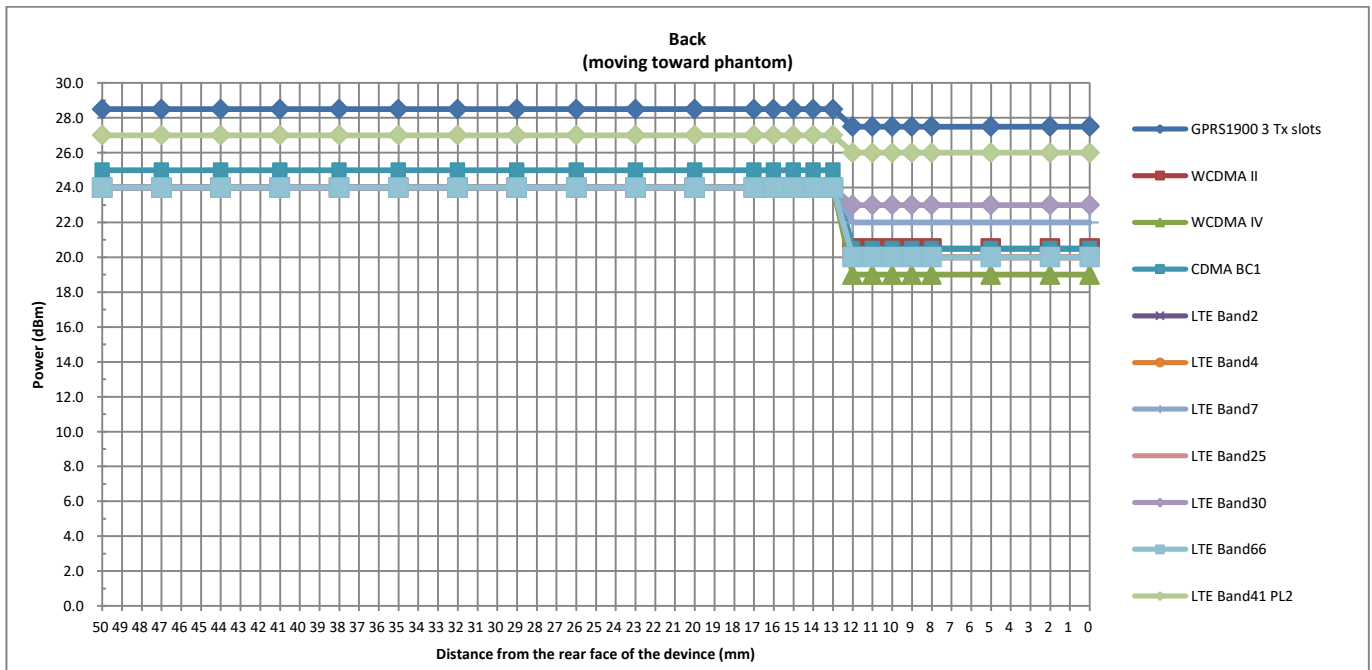
Handheld Triggering Distance (mm) and Triggering Power (dBm)																								
Front																								
Distance	50	48	45	42	39	36	33	30	27	24	21	18	15	14	13	12	11	10	9	8	7	6	3	0
GPRS1900 3 Tx slots	28.5	28.5	28.5	28.5	28.5	28.5	28.5	28.5	28.5	28.5	28.5	28.5	28.5	28.5	28.5	28.5	28.5	27.5	27.5	27.5	27.5	27.5	27.5	27.5
WCDMA II	24	24	24	24	24	24	24	24	24	24	24	24	24	24	24	24	24	20.5	20.5	20.5	20.5	20.5	20.5	20.5
WCDMA IV	24	24	24	24	24	24	24	24	24	24	24	24	24	24	24	24	24	19	19	19	19	19	19	19
CDMA BC1	25	25	25	25	25	25	25	25	25	25	25	25	25	25	25	25	25	20.5	20.5	20.5	20.5	20.5	20.5	20.5
LTE Band2	24	24	24	24	24	24	24	24	24	24	24	24	24	24	24	24	24	20	20	20	20	20	20	20
LTE Band4	24	24	24	24	24	24	24	24	24	24	24	24	24	24	24	24	24	20	20	20	20	20	20	20
LTE Band7	24	24	24	24	24	24	24	24	24	24	24	24	24	24	24	24	24	22	22	22	22	22	22	22
LTE Band25	24	24	24	24	24	24	24	24	24	24	24	24	24	24	24	24	24	20	20	20	20	20	20	20
LTE Band30	24	24	24	24	24	24	24	24	24	24	24	24	24	24	24	24	24	23	23	23	23	23	23	23
LTE Band66	24	24	24	24	24	24	24	24	24	24	24	24	24	24	24	24	24	20	20	20	20	20	20	20
LTE Band 41 HPUE	27	27	27	27	27	27	27	27	27	27	27	27	27	27	27	27	27	26	26	26	26	26	26	26





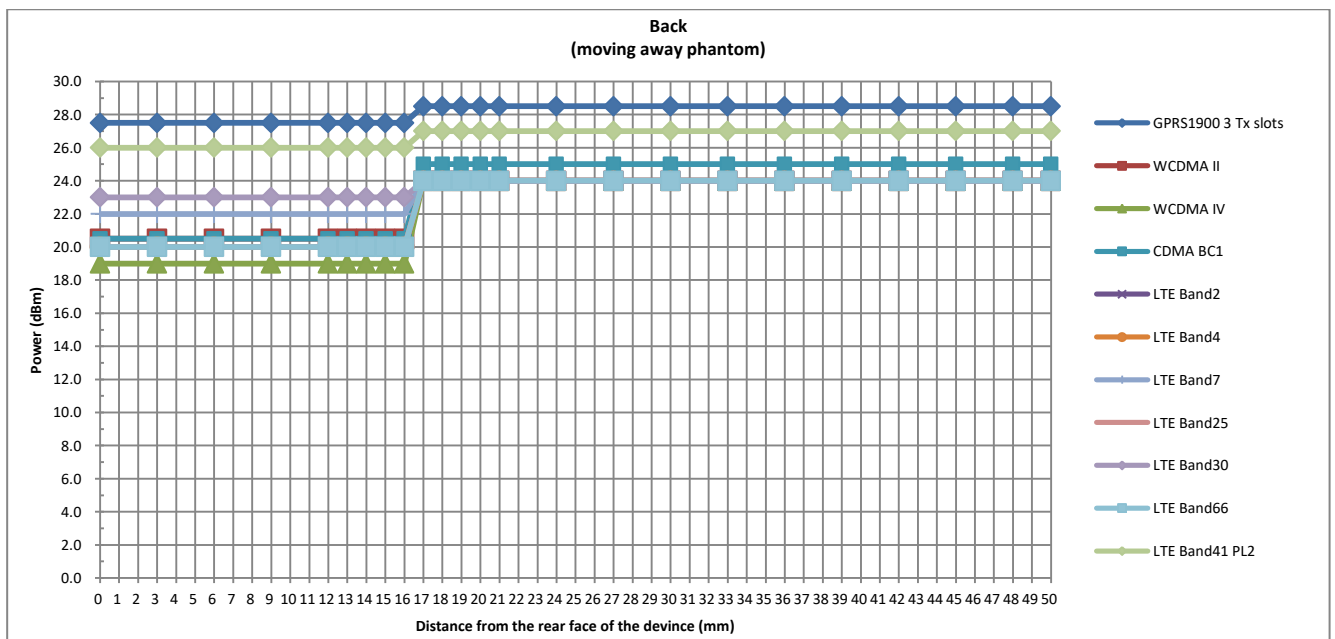
Handheld Triggering Distance (mm) and Triggering Power (dBm)

Back																								
Distance	50	47	44	41	38	35	32	29	26	23	20	17	16	15	14	13	12	11	10	9	8	5	2	0
GPRS1900 3 Tx slots	28.5	28.5	28.5	28.5	28.5	28.5	28.5	28.5	28.5	28.5	28.5	28.5	28.5	28.5	28.5	28.5	27.5	27.5	27.5	27.5	27.5	27.5	27.5	27.5
WCDMA II	24	24	24	24	24	24	24	24	24	24	24	24	24	24	24	24	20.5	20.5	20.5	20.5	20.5	20.5	20.5	20.5
WCDMA IV	24	24	24	24	24	24	24	24	24	24	24	24	24	24	24	24	19	19	19	19	19	19	19	19
CDMA BC1	25	25	25	25	25	25	25	25	25	25	25	25	25	25	25	25	20.5	20.5	20.5	20.5	20.5	20.5	20.5	20.5
LTE Band2	24	24	24	24	24	24	24	24	24	24	24	24	24	24	24	24	20	20	20	20	20	20	20	20
LTE Band4	24	24	24	24	24	24	24	24	24	24	24	24	24	24	24	24	20	20	20	20	20	20	20	20
LTE Band7	24	24	24	24	24	24	24	24	24	24	24	24	24	24	24	24	22	22	22	22	22	22	22	22
LTE Band25	24	24	24	24	24	24	24	24	24	24	24	24	24	24	24	24	20	20	20	20	20	20	20	20
LTE Band30	24	24	24	24	24	24	24	24	24	24	24	24	24	24	24	24	23	23	23	23	23	23	23	23
LTE Band66	24	24	24	24	24	24	24	24	24	24	24	24	24	24	24	24	20	20	20	20	20	20	20	20
LTE Band 41 HPUE	27	27	27	27	27	27	27	27	27	27	27	27	27	27	27	27	26	26	26	26	26	26	26	26





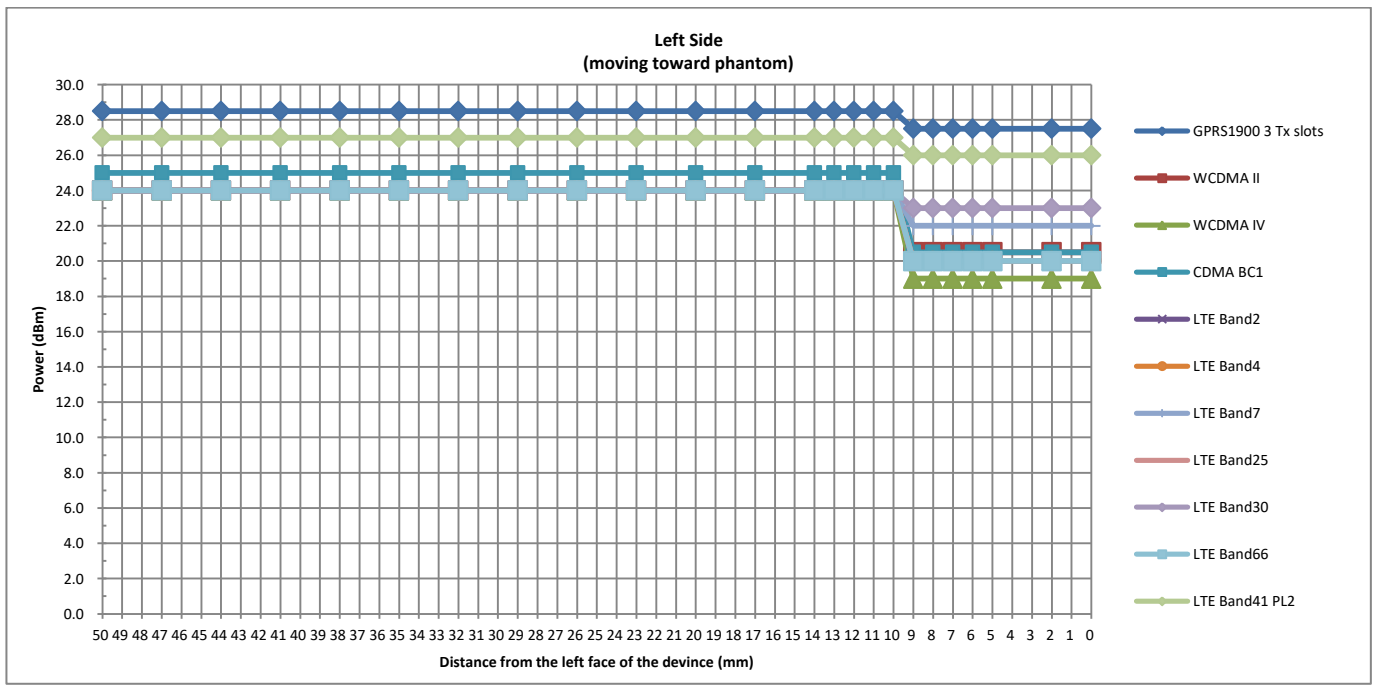
Handheld Triggering Distance (mm) and Triggering Power (dBm)																								
Back																								
Distance	50	48	45	42	39	36	33	30	27	24	21	20	19	18	17	16	15	14	13	12	9	6	3	0
GPRS1900 3 Tx slots	28.5	28.5	28.5	28.5	28.5	28.5	28.5	28.5	28.5	28.5	28.5	28.5	28.5	28.5	28.5	27.5	27.5	27.5	27.5	27.5	27.5	27.5	27.5	27.5
WCDMA II	24	24	24	24	24	24	24	24	24	24	24	24	24	24	24	20.5	20.5	20.5	20.5	20.5	20.5	20.5	20.5	20.5
WCDMA IV	24	24	24	24	24	24	24	24	24	24	24	24	24	24	24	19	19	19	19	19	19	19	19	19
CDMA BC1	25	25	25	25	25	25	25	25	25	25	25	25	25	25	25	20.5	20.5	20.5	20.5	20.5	20.5	20.5	20.5	20.5
LTE Band2	24	24	24	24	24	24	24	24	24	24	24	24	24	24	24	20	20	20	20	20	20	20	20	20
LTE Band4	24	24	24	24	24	24	24	24	24	24	24	24	24	24	24	20	20	20	20	20	20	20	20	20
LTE Band7	24	24	24	24	24	24	24	24	24	24	24	24	24	24	24	22	22	22	22	22	22	22	22	22
LTE Band25	24	24	24	24	24	24	24	24	24	24	24	24	24	24	24	20	20	20	20	20	20	20	20	20
LTE Band30	24	24	24	24	24	24	24	24	24	24	24	24	24	24	24	23	23	23	23	23	23	23	23	23
LTE Band66	24	24	24	24	24	24	24	24	24	24	24	24	24	24	24	20	20	20	20	20	20	20	20	20
LTE Band 41 HPUE	27	27	27	27	27	27	27	27	27	27	27	27	27	27	27	26	26	26	26	26	26	26	26	26





Handheld Triggering Distance (mm) and Triggering Power (dBm)

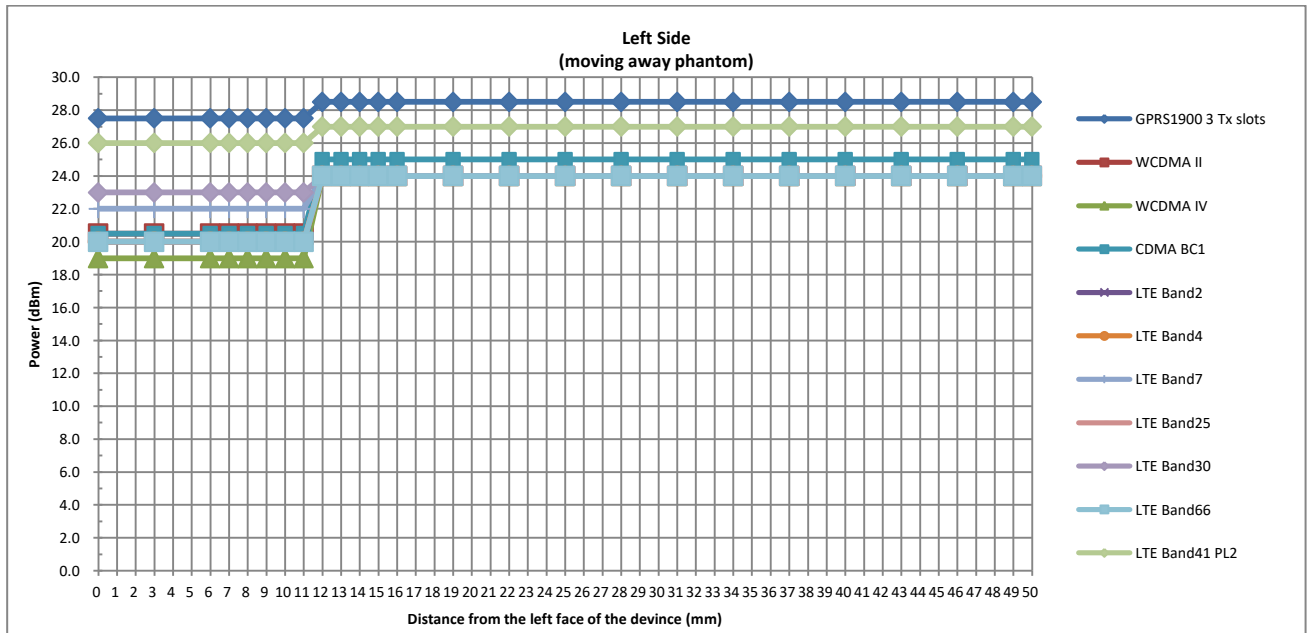
Left Side																								
Distance	50	47	44	41	38	35	32	29	26	23	20	17	14	13	12	11	10	9	8	7	6	5	2	0
GPRS1900 3 Tx slots	28.5	28.5	28.5	28.5	28.5	28.5	28.5	28.5	28.5	28.5	28.5	28.5	28.5	28.5	28.5	28.5	28.5	27.5	27.5	27.5	27.5	27.5	27.5	27.5
WCDMA II	24	24	24	24	24	24	24	24	24	24	24	24	24	24	24	24	24	20.5	20.5	20.5	20.5	20.5	20.5	20.5
WCDMA IV	24	24	24	24	24	24	24	24	24	24	24	24	24	24	24	24	24	19	19	19	19	19	19	19
CDMA BC1	25	25	25	25	25	25	25	25	25	25	25	25	25	25	25	25	25	20.5	20.5	20.5	20.5	20.5	20.5	20.5
LTE Band2	24	24	24	24	24	24	24	24	24	24	24	24	24	24	24	24	24	20	20	20	20	20	20	20
LTE Band4	24	24	24	24	24	24	24	24	24	24	24	24	24	24	24	24	24	20	20	20	20	20	20	20
LTE Band7	24	24	24	24	24	24	24	24	24	24	24	24	24	24	24	24	24	22	22	22	22	22	22	22
LTE Band25	24	24	24	24	24	24	24	24	24	24	24	24	24	24	24	24	24	20	20	20	20	20	20	20
LTE Band30	24	24	24	24	24	24	24	24	24	24	24	24	24	24	24	24	24	23	23	23	23	23	23	23
LTE Band66	24	24	24	24	24	24	24	24	24	24	24	24	24	24	24	24	24	20	20	20	20	20	20	20
LTE Band 41 HPUE	27	27	27	27	27	27	27	27	27	27	27	27	27	27	27	27	27	26	26	26	26	26	26	26





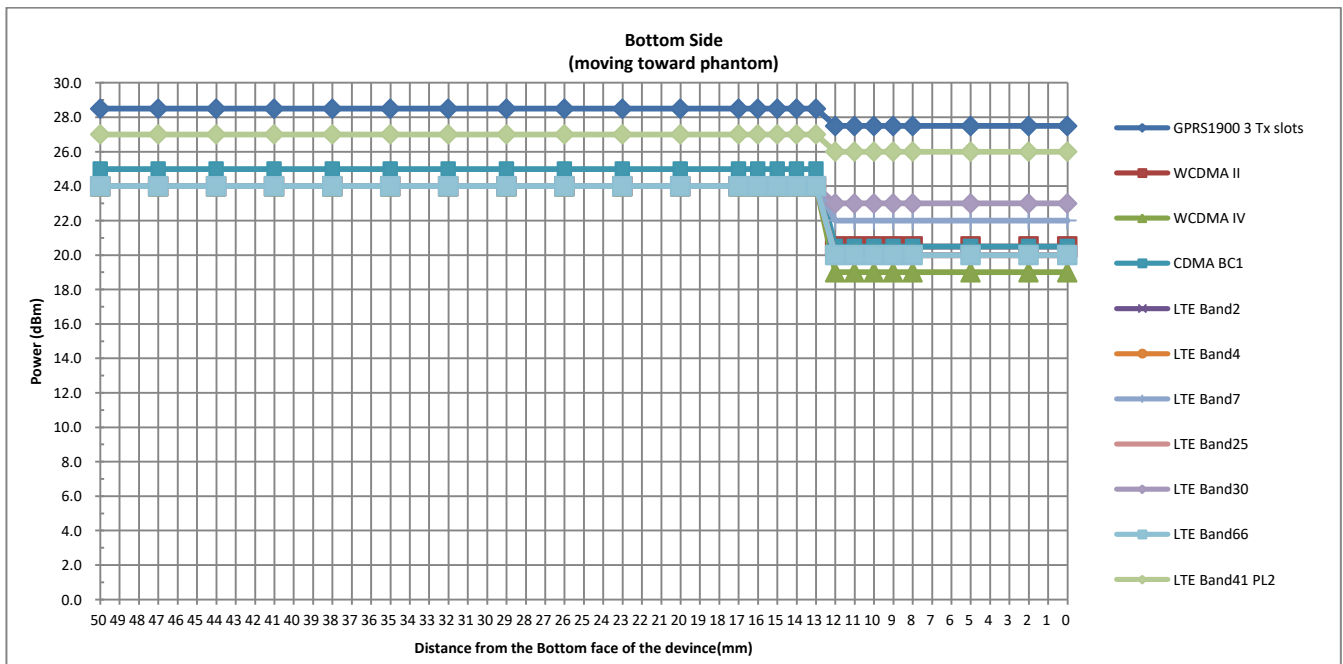
Handheld Triggering Distance (mm) and Triggering Power (dBm)

Left Side																									
Distance	50	49	46	43	40	37	34	31	28	25	22	19	16	15	14	13	12	11	10	9	8	7	6	3	0
GPRS1900 3 Tx slots	28.5	28.5	28.5	28.5	28.5	28.5	28.5	28.5	28.5	28.5	28.5	28.5	28.5	28.5	28.5	28.5	28.5	27.5	27.5	27.5	27.5	27.5	27.5	27.5	27.5
WCDMA II	24	24	24	24	24	24	24	24	24	24	24	24	24	24	24	24	24	20.5	20.5	20.5	20.5	20.5	20.5	20.5	20.5
WCDMA IV	24	24	24	24	24	24	24	24	24	24	24	24	24	24	24	24	24	19	19	19	19	19	19	19	19
CDMA BC1	25	25	25	25	25	25	25	25	25	25	25	25	25	25	25	25	25	20.5	20.5	20.5	20.5	20.5	20.5	20.5	20.5
LTE Band2	24	24	24	24	24	24	24	24	24	24	24	24	24	24	24	24	24	20	20	20	20	20	20	20	20
LTE Band4	24	24	24	24	24	24	24	24	24	24	24	24	24	24	24	24	24	20	20	20	20	20	20	20	20
LTE Band7	24	24	24	24	24	24	24	24	24	24	24	24	24	24	24	24	24	22	22	22	22	22	22	22	22
LTE Band25	24	24	24	24	24	24	24	24	24	24	24	24	24	24	24	24	24	20	20	20	20	20	20	20	20
LTE Band30	24	24	24	24	24	24	24	24	24	24	24	24	24	24	24	24	24	23	23	23	23	23	23	23	23
LTE Band66	24	24	24	24	24	24	24	24	24	24	24	24	24	24	24	24	24	20	20	20	20	20	20	20	20
LTE Band 41 HPUE	27	27	27	27	27	27	27	27	27	27	27	27	27	27	27	27	27	26	26	26	26	26	26	26	26



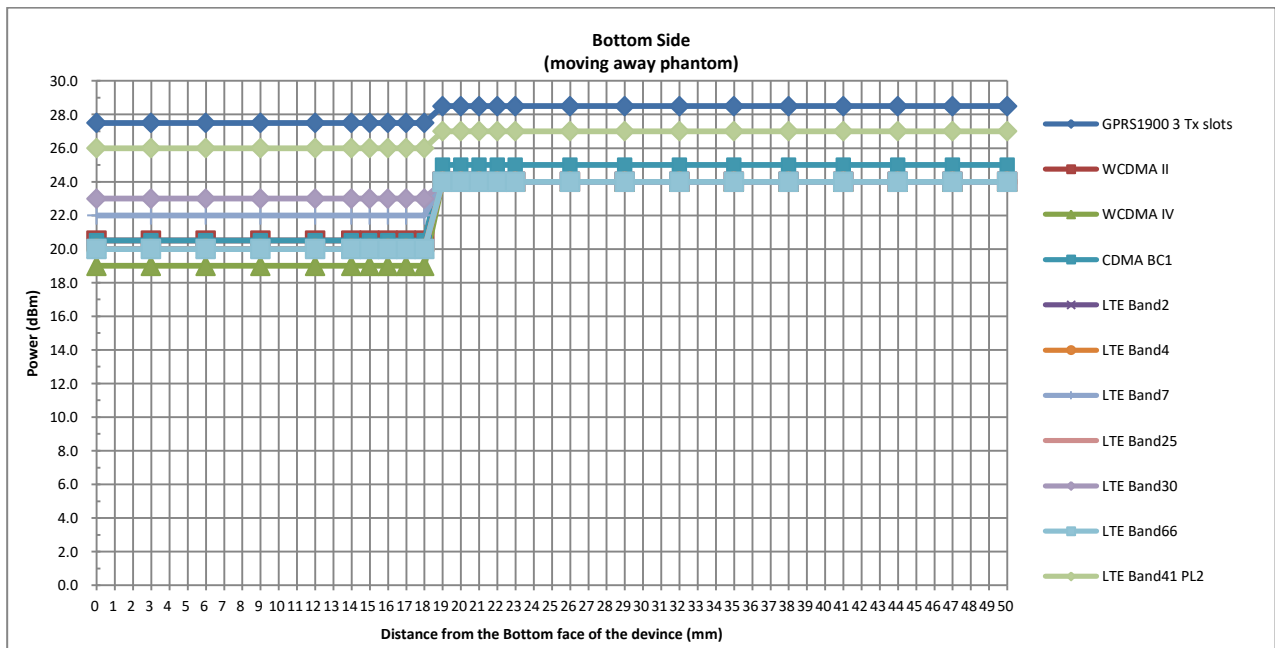


Handheld Triggering Distance (mm) and Triggering Power (dBm)																								
Bottom Side																								
Distance	50	47	44	41	38	35	32	29	26	23	20	17	16	15	14	13	12	11	10	9	8	5	2	0
GPRS1900 3 Tx slots	28.5	28.5	28.5	28.5	28.5	28.5	28.5	28.5	28.5	28.5	28.5	28.5	28.5	28.5	28.5	28.5	27.5	27.5	27.5	27.5	27.5	27.5	27.5	27.5
WCDMA II	24	24	24	24	24	24	24	24	24	24	24	24	24	24	24	24	20.5	20.5	20.5	20.5	20.5	20.5	20.5	20.5
WCDMA IV	24	24	24	24	24	24	24	24	24	24	24	24	24	24	24	24	19	19	19	19	19	19	19	19
CDMA BC1	25	25	25	25	25	25	25	25	25	25	25	25	25	25	25	25	20.5	20.5	20.5	20.5	20.5	20.5	20.5	20.5
LTE Band2	24	24	24	24	24	24	24	24	24	24	24	24	24	24	24	24	20	20	20	20	20	20	20	20
LTE Band4	24	24	24	24	24	24	24	24	24	24	24	24	24	24	24	24	20	20	20	20	20	20	20	20
LTE Band7	24	24	24	24	24	24	24	24	24	24	24	24	24	24	24	24	22	22	22	22	22	22	22	22
LTE Band25	24	24	24	24	24	24	24	24	24	24	24	24	24	24	24	24	20	20	20	20	20	20	20	20
LTE Band30	24	24	24	24	24	24	24	24	24	24	24	24	24	24	24	24	23	23	23	23	23	23	23	23
LTE Band66	24	24	24	24	24	24	24	24	24	24	24	24	24	24	24	24	20	20	20	20	20	20	20	20
LTE Band 41 HPUE	27	27	27	27	27	27	27	27	27	27	27	27	27	27	27	27	26	26	26	26	26	26	26	26





Handheld Triggering Distance (mm) and Triggering Power (dBm)																								
Bottom Side																								
Distance	50	47	44	41	38	35	32	29	26	23	22	21	20	19	18	17	16	15	14	12	9	6	3	0
GPRS1900 3 Tx slots	28.5	28.5	28.5	28.5	28.5	28.5	28.5	28.5	28.5	28.5	28.5	28.5	28.5	28.5	27.5	27.5	27.5	27.5	27.5	27.5	27.5	27.5	27.5	27.5
WCDMA II	24	24	24	24	24	24	24	24	24	24	24	24	24	24	20.5	20.5	20.5	20.5	20.5	20.5	20.5	20.5	20.5	20.5
WCDMA IV	24	24	24	24	24	24	24	24	24	24	24	24	24	24	19	19	19	19	19	19	19	19	19	19
CDMA BC1	25	25	25	25	25	25	25	25	25	25	25	25	25	25	20.5	20.5	20.5	20.5	20.5	20.5	20.5	20.5	20.5	20.5
LTE Band2	24	24	24	24	24	24	24	24	24	24	24	24	24	24	20	20	20	20	20	20	20	20	20	20
LTE Band4	24	24	24	24	24	24	24	24	24	24	24	24	24	24	20	20	20	20	20	20	20	20	20	20
LTE Band7	24	24	24	24	24	24	24	24	24	24	24	24	24	24	22	22	22	22	22	22	22	22	22	22
LTE Band25	24	24	24	24	24	24	24	24	24	24	24	24	24	24	20	20	20	20	20	20	20	20	20	20
LTE Band30	24	24	24	24	24	24	24	24	24	24	24	24	24	24	23	23	23	23	23	23	23	23	23	23
LTE Band66	24	24	24	24	24	24	24	24	24	24	24	24	24	24	20	20	20	20	20	20	20	20	20	20
LTE Band 41 HPUE	27	27	27	27	27	27	27	27	27	27	27	27	27	27	26	26	26	26	26	26	26	26	26	26



6. RF Exposure Limits

6.1 Uncontrolled Environment

Uncontrolled Environments are defined as locations where there is the exposure of individuals who have no knowledge or control of their exposure. The general population/uncontrolled exposure limits are applicable to situations in which the general public may be exposed or in which persons who are exposed as a consequence of their employment may not be made fully aware of the potential for exposure or cannot exercise control over their exposure. Members of the general public would come under this category when exposure is not employment-related; for example, in the case of a wireless transmitter that exposes persons in its vicinity.

6.2 Controlled Environment

Controlled Environments are defined as locations where there is exposure that may be incurred by persons who are aware of the potential for exposure, (i.e. as a result of employment or occupation). In general, occupational/controlled exposure limits are applicable to situations in which persons are exposed as a consequence of their employment, who have been made fully aware of the potential for exposure and can exercise control over their exposure. The exposure category is also applicable when the exposure is of a transient nature due to incidental passage through a location where the exposure levels may be higher than the general population/uncontrolled limits, but the exposed person is fully aware of the potential for exposure and can exercise control over his or her exposure by leaving the area or by some other appropriate means.

Limits for Occupational/Controlled Exposure (W/kg)

Whole-Body	Partial-Body	Hands, Wrists, Feet and Ankles
0.4	8.0	20.0

Limits for General Population/Uncontrolled Exposure (W/kg)

Whole-Body	Partial-Body	Hands, Wrists, Feet and Ankles
0.08	1.6	4.0

Whole-Body SAR is averaged over the entire body, partial-body SAR is averaged over any 1gram of tissue defined as a tissue volume in the shape of a cube. SAR for hands, wrists, feet and ankles is averaged over any 10 grams of tissue defined as a tissue volume in the shape of a cube.

7. Specific Absorption Rate (SAR)

7.1 Introduction

SAR is related to the rate at which energy is absorbed per unit mass in an object exposed to a radio field. The SAR distribution in a biological body is complicated and is usually carried out by experimental techniques or numerical modeling. The standard recommends limits for two tiers of groups, occupational/controlled and general population/uncontrolled, based on a person's awareness and ability to exercise control over his or her exposure. In general, occupational/controlled exposure limits are higher than the limits for general population/uncontrolled.

7.2 SAR Definition

The SAR definition is the time derivative (rate) of the incremental energy (dW) absorbed by (dissipated in) an incremental mass (dm) contained in a volume element (dv) of a given density (ρ). The equation description is as below:

$$\text{SAR} = \frac{d}{dt} \left(\frac{dW}{dm} \right) = \frac{d}{dt} \left(\frac{dW}{\rho dv} \right)$$

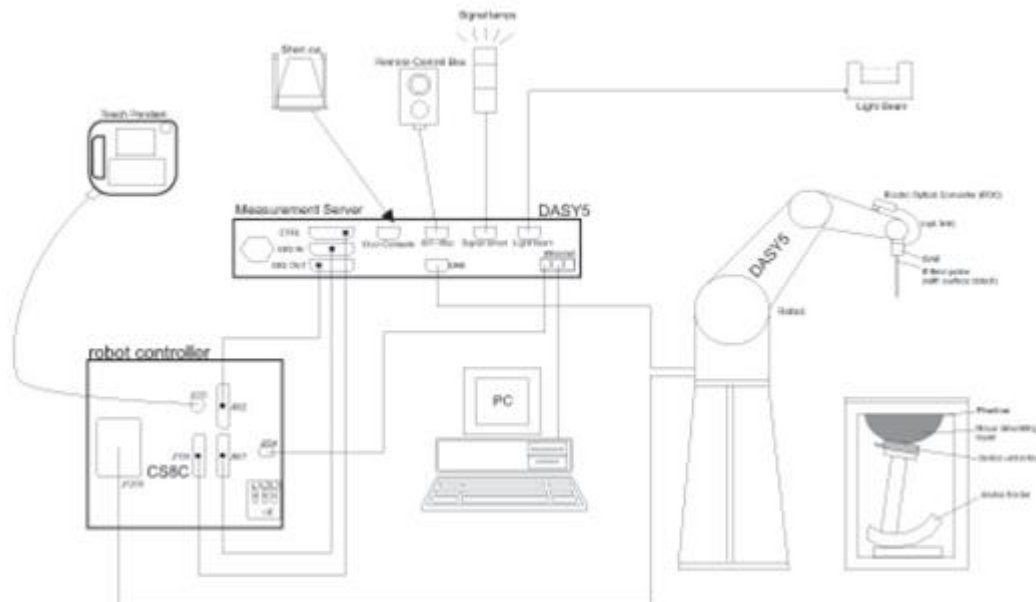
SAR is expressed in units of Watts per kilogram (W/kg)

$$\text{SAR} = \frac{\sigma |E|^2}{\rho}$$

Where: σ is the conductivity of the tissue, ρ is the mass density of the tissue and E is the RMS electrical field strength.

8. System Description and Setup

The DASY system used for performing compliance tests consists of the following items:




- A standard high precision 6-axis robot with controller, teach pendant and software. An arm extension for accommodating the data acquisition electronics (DAE).
- An isotropic Field probe optimized and calibrated for the targeted measurement.
- A data acquisition electronics (DAE) which performs the signal amplification, signal multiplexing, AD-conversion, offset measurements, mechanical surface detection, collision detection, etc. The unit is battery powered with standard or rechargeable batteries. The signal is optically transmitted to the EOC.
- The Electro-optical converter (EOC) performs the conversion from optical to electrical signals for the digital communication to the DAE. To use optical surface detection, a special version of the EOC is required. The EOC signal is transmitted to the measurement server.
- The function of the measurement server is to perform the time critical tasks such as signal filtering, control of the robot operation and fast movement interrupts.
- The Light Beam used is for probe alignment. This improves the (absolute) accuracy of the probe positioning.
- A computer running WinXP or Win7 and the DASY5 software.
- Remote control and teach pendant as well as additional circuitry for robot safety such as warning lamps, etc.
- The phantom, the device holder and other accessories according to the targeted measurement.

8.1 E-Field Probe

The SAR measurement is conducted with the dosimetric probe (manufactured by SPEAG).The probe is specially designed and calibrated for use in liquid with high permittivity. The dosimetric probe has special calibration in liquid at different frequency. This probe has a built in optical surface detection system to prevent from collision with phantom.

<EX3DV4 Probe>

Construction	Symmetric design with triangular core Built-in shielding against static charges PEEK enclosure material (resistant to organic solvents, e.g., DGBE)	
Frequency	10 MHz – >6 GHz Linearity: ±0.2 dB (30 MHz – 6 GHz)	
Directivity	±0.3 dB in TSL (rotation around probe axis) ±0.5 dB in TSL (rotation normal to probe axis)	
Dynamic Range	10 µW/g – >100 mW/g Linearity: ±0.2 dB (noise: typically <1 µW/g)	
Dimensions	Overall length: 337 mm (tip: 20 mm) Tip diameter: 2.5 mm (body: 12 mm) Typical distance from probe tip to dipole centers: 1 mm	

8.2 Data Acquisition Electronics (DAE)

The data acquisition electronics (DAE) consists of a highly sensitive electrometer-grade preamplifier with auto-zeroing, a channel and gain-switching multiplexer, a fast 16 bit AD-converter and a command decoder and control logic unit. Transmission to the measurement server is accomplished through an optical downlink for data and status information as well as an optical uplink for commands and the clock.


The input impedance of the DAE is 200 MOhm; the inputs are symmetrical and floating. Common mode rejection is above 80 dB.



Photo of DAE


8.3 Phantom

<SAM Twin Phantom>

Shell Thickness	2 ± 0.2 mm; Center ear point: 6 ± 0.2 mm	
Filling Volume	Approx. 25 liters	
Dimensions	Length: 1000 mm; Width: 500 mm; Height: adjustable feet	
Measurement Areas	Left Hand, Right Hand, Flat Phantom	

The bottom plate contains three pair of bolts for locking the device holder. The device holder positions are adjusted to the standard measurement positions in the three sections. A white cover is provided to tap the phantom during off-periods to prevent water evaporation and changes in the liquid parameters. On the phantom top, three reference markers are provided to identify the phantom position with respect to the robot.

<ELI Phantom>

Shell Thickness	2 ± 0.2 mm (sagging: <1%)	
Filling Volume	Approx. 30 liters	
Dimensions	Major ellipse axis: 600 mm Minor axis: 400 mm	

The ELI phantom is intended for compliance testing of handheld and body-mounted wireless devices in the frequency range of 30 MHz to 6 GHz. ELI4 is fully compatible with standard and all known tissue simulating liquids.

8.4 Device Holder

<Mounting Device for Hand-Held Transmitter>

In combination with the Twin SAM V5.0/V5.0c or ELI phantoms, the Mounting Device for Hand-Held Transmitters enables rotation of the mounted transmitter device to specified spherical coordinates. At the heads, the rotation axis is at the ear opening. Transmitter devices can be easily and accurately positioned according to IEC 62209-1, IEEE 1528, FCC, or other specifications. The device holder can be locked for positioning at different phantom sections (left head, right head, flat). And upgrade kit to Mounting Device to enable easy mounting of wider devices like big smart-phones, e-books, small tablets, etc. It holds devices with width up to 140 mm.



Mounting Device for Hand-Held Transmitters



Mounting Device Adaptor for Wide-Phones

<Mounting Device for Laptops and other Body-Worn Transmitters>

The extension is lightweight and made of POM, acrylic glass and foam. It fits easily on the upper part of the mounting device in place of the phone positioned. The extension is fully compatible with the SAM Twin and ELI phantoms.



Mounting Device for Laptops

9. Measurement Procedures

The measurement procedures are as follows:

<Conducted power measurement>

- (a) For WWAN power measurement, use base station simulator to configure EUT WWAN transmission in conducted connection with RF cable, at maximum power in each supported wireless interface and frequency band.
- (b) Read the WWAN RF power level from the base station simulator.
- (c) For WLAN/BT power measurement, use engineering software to configure EUT WLAN/BT continuously transmission, at maximum RF power in each supported wireless interface and frequency band
- (d) Connect EUT RF port through RF cable to the power meter, and measure WLAN/BT output power

<SAR measurement>

- (a) Use base station simulator to configure EUT WWAN transmission in radiated connection, and engineering software to configure EUT WLAN/BT continuously transmission, at maximum RF power, in the highest power channel.
- (b) Place the EUT in the positions as Appendix D demonstrates.
- (c) Set scan area, grid size and other setting on the DASY software.
- (d) Measure SAR results for the highest power channel on each testing position.
- (e) Find out the largest SAR result on these testing positions of each band
- (f) Measure SAR results for other channels in worst SAR testing position if the reported SAR of highest power channel is larger than 0.8 W/kg

According to the test standard, the recommended procedure for assessing the peak spatial-average SAR value consists of the following steps:

- (a) Power reference measurement
- (b) Area scan
- (c) Zoom scan
- (d) Power drift measurement

9.1 Spatial Peak SAR Evaluation

The procedure for spatial peak SAR evaluation has been implemented according to the test standard. It can be conducted for 1g and 10g, as well as for user-specific masses. The DASY software includes all numerical procedures necessary to evaluate the spatial peak SAR value.

The base for the evaluation is a "cube" measurement. The measured volume must include the 1g and 10g cubes with the highest averaged SAR values. For that purpose, the center of the measured volume is aligned to the interpolated peak SAR value of a previously performed area scan.

The entire evaluation of the spatial peak values is performed within the post-processing engine (SEMCAD). The system always gives the maximum values for the 1g and 10g cubes. The algorithm to find the cube with highest averaged SAR is divided into the following stages:

- (a) Extraction of the measured data (grid and values) from the Zoom Scan
- (b) Calculation of the SAR value at every measurement point based on all stored data (A/D values and measurement parameters)
- (c) Generation of a high-resolution mesh within the measured volume
- (d) Interpolation of all measured values from the measurement grid to the high-resolution grid
- (e) Extrapolation of the entire 3-D field distribution to the phantom surface over the distance from sensor to surface
- (f) Calculation of the averaged SAR within masses of 1g and 10g

9.2 Power Reference Measurement

The Power Reference Measurement and Power Drift Measurements are for monitoring the power drift of the device under test in the batch process. The minimum distance of probe sensors to surface determines the closest measurement point to phantom surface. This distance cannot be smaller than the distance of sensor calibration points to probe tip as defined in the probe properties.

9.3 Area Scan

The area scan is used as a fast scan in two dimensions to find the area of high field values, before doing a fine measurement around the hot spot. The sophisticated interpolation routines implemented in DASY software can find the maximum found in the scanned area, within a range of the global maximum. The range (in dB0 is specified in the standards for compliance testing. For example, a 2 dB range is required in IEEE standard 1528 and IEC 62209 standards, whereby 3 dB is a requirement when compliance is assessed in accordance with the ARIB standard (Japan), if only one zoom scan follows the area scan, then only the absolute maximum will be taken as reference. For cases where multiple maximums are detected, the number of zoom scans has to be increased accordingly.

Area scan parameters extracted from FCC KDB 865664 D01v01r04 SAR measurement 100 MHz to 6 GHz.

	≤ 3 GHz	> 3 GHz
Maximum distance from closest measurement point (geometric center of probe sensors) to phantom surface	5 ± 1 mm	$\frac{1}{2} \cdot \delta \cdot \ln(2) \pm 0.5$ mm
Maximum probe angle from probe axis to phantom surface normal at the measurement location	$30^\circ \pm 1^\circ$	$20^\circ \pm 1^\circ$
Maximum area scan spatial resolution: $\Delta x_{Area}, \Delta y_{Area}$	≤ 2 GHz: ≤ 15 mm 2 – 3 GHz: ≤ 12 mm	3 – 4 GHz: ≤ 12 mm 4 – 6 GHz: ≤ 10 mm
	When the x or y dimension of the test device, in the measurement plane orientation, is smaller than the above, the measurement resolution must be \leq the corresponding x or y dimension of the test device with at least one measurement point on the test device.	

9.4 Zoom Scan

Zoom scans are used to assess the peak spatial SAR values within a cubic averaging volume containing 1 gram and 10 gram of simulated tissue. The zoom scan measures points (refer to table below) within a cube whose base faces are centered on the maxima found in a preceding area scan job within the same procedure. When the measurement is done, the zoom scan evaluates the averaged SAR for 1 gram and 10 gram and displays these values next to the job's label.

Zoom scan parameters extracted from FCC KDB 865664 D01v01r04 SAR measurement 100 MHz to 6 GHz.

		≤ 3 GHz	> 3 GHz	
Maximum zoom scan spatial resolution: Δx_{Zoom} , Δy_{Zoom}		≤ 2 GHz: ≤ 8 mm 2 – 3 GHz: ≤ 5 mm*	3 – 4 GHz: ≤ 5 mm* 4 – 6 GHz: ≤ 4 mm*	
Maximum zoom scan spatial resolution, normal to phantom surface	uniform grid: $\Delta z_{Zoom}(n)$	≤ 5 mm	3 – 4 GHz: ≤ 4 mm 4 – 5 GHz: ≤ 3 mm 5 – 6 GHz: ≤ 2 mm	
	graded grid	$\Delta z_{Zoom}(1)$: between 1 st two points closest to phantom surface	≤ 4 mm	3 – 4 GHz: ≤ 3 mm 4 – 5 GHz: ≤ 2.5 mm 5 – 6 GHz: ≤ 2 mm
		$\Delta z_{Zoom}(n>1)$: between subsequent points	$\leq 1.5 \cdot \Delta z_{Zoom}(n-1)$	
Minimum zoom scan volume	x, y, z	≥ 30 mm	3 – 4 GHz: ≥ 28 mm 4 – 5 GHz: ≥ 25 mm 5 – 6 GHz: ≥ 22 mm	
Note: δ is the penetration depth of a plane-wave at normal incidence to the tissue medium; see draft standard IEEE P1528-2011 for details. * When zoom scan is required and the <i>reported</i> SAR from the <i>area scan based 1-g SAR estimation</i> procedures of KDB 447498 is ≤ 1.4 W/kg, ≤ 8 mm, ≤ 7 mm and ≤ 5 mm zoom scan resolution may be applied, respectively, for 2 GHz to 3 GHz, 3 GHz to 4 GHz and 4 GHz to 6 GHz.				

9.5 Volume Scan Procedures

The volume scan is used to assess overlapping SAR distributions for antennas transmitting in different frequency bands. It is equivalent to an oversized zoom scan used in standalone measurements. The measurement volume will be used to enclose all the simultaneous transmitting antennas. For antennas transmitting simultaneously in different frequency bands, the volume scan is measured separately in each frequency band. In order to sum correctly to compute the 1g aggregate SAR, the EUT remain in the same test position for all measurements and all volume scan use the same spatial resolution and grid spacing. When all volume scan were completed, the software, SEMCAD postprocessor can combine and subsequently superpose these measurement data to calculating the multiband SAR.

9.6 Power Drift Monitoring

All SAR testing is under the EUT install full charged battery and transmit maximum output power. In DASy measurement software, the power reference measurement and power drift measurement procedures are used for monitoring the power drift of EUT during SAR test. Both these procedures measure the field at a specified reference position before and after the SAR testing. The software will calculate the field difference in dB. If the power drifts more than 5%, the SAR will be retested.



10. Test Equipment List

Manufacturer	Name of Equipment	Type/Model	Serial Number	Calibration	
				Last Cal.	Due Date
SPEAG	750MHz System Validation Kit	D750V3	1087	2019/3/27	2020/3/26
SPEAG	835MHz System Validation Kit	D835V2	4d151	2019/3/27	2020/3/26
SPEAG	1750MHz System Validation Kit	D1750V2	1090	2019/3/27	2020/3/26
SPEAG	1900MHz System Validation Kit	D1900V2	5d170	2019/3/26	2020/3/25
SPEAG	2300MHz System Validation Kit	D2300V2	1056	2018/11/1	2019/10/31
SPEAG	2450MHz System Validation Kit	D2450V2	908	2019/3/25	2020/3/24
SPEAG	2600MHz System Validation Kit	D2600V2	1061	2018/12/7	2019/12/6
SPEAG	5000MHz System Validation Kit	D5GHzV2	1128	2019/3/5	2020/3/4
SPEAG	Data Acquisition Electronics	DAE4	690	2019/1/23	2020/1/22
SPEAG	Dosimetric E-Field Probe	EX3DV4	3857	2019/5/27	2020/5/26
SPEAG	Dosimetric E-Field Probe	EX3DV4	3935	2018/11/26	2019/11/25
SPEAG	SAM Twin Phantom	QD 000 P40 CB	TP-1697	NCR	NCR
SPEAG	SAM Twin Phantom	QD 000 P40 CB	TP-1754	NCR	NCR
SPEAG	Phone Positioner	N/A	N/A	NCR	NCR
Anritsu	Radio Communication Analyzer	MT8821C	6201432831	2019/4/17	2020/4/16
Agilent	Wireless Communication Test Set	E5515C	MY52102706	2019/4/17	2020/4/16
Agilent	ENA Series Network Analyzer	E5071C	MY46111157	2019/4/17	2020/4/16
SPEAG	Dielectric Probe Kit	DAK-3.5	1138	2018/11/20	2019/11/19
Anritsu	Vector Signal Generator	MG3710A	6201682672	2019/1/14	2020/1/13
Rohde & Schwarz	Power Meter	NRVD	102081	2019/8/15	2020/8/14
Rohde & Schwarz	Power Sensor	NRV-Z5	100538	2019/8/14	2020/8/13
Rohde & Schwarz	Power Sensor	NRV-Z5	100539	2019/8/14	2020/8/13
R&S	CBT BLUETOOTH TESTER	CBT	101641	2019/1/14	2020/1/13
EXA	Spectrum Analyzer	FSV7	101631	2019/1/14	2020/1/13
Testo	Hygrometer	608-H1	1241332088	2019/1/11	2020/1/10
FLUKE	DIGITAC THERMOMETER	51II	97240029	2019/8/15	2020/8/14
ARRA	Power Divider	A3200-2	N/A		Note
MCL	Attenuation1	BW-S10W5+	N/A		Note
MCL	Attenuation2	BW-S10W5+	N/A		Note
MCL	Attenuation3	BW-S10W5+	N/A		Note
Agilent	Dual Directional Coupler	778D	20500		Note
Agilent	Dual Directional Coupler	11691D	MY48151020		Note
BONN	POWER AMPLIFIER	BLMA 0830-3	087193A		Note
BONN	POWER AMPLIFIER	BLMA 2060-2	087193B		Note

Note: Prior to system verification and validation, the path loss from the signal generator to the system check source and the power meter, which includes the amplifier, cable, attenuator and directional coupler, was measured by the network analyzer. The reading of the power meter was offset by the path loss difference between the path to the power meter and the path to the system check source to monitor the actual power level fed to the system check

11. System Verification

11.1 Tissue Simulating Liquids

For the measurement of the field distribution inside the SAM phantom with DASY, the phantom must be filled with around 25 liters of homogeneous body tissue simulating liquid. For head SAR testing, the liquid height from the ear reference point (ERP) of the phantom to the liquid top surface is larger than 15 cm, which is shown in Fig. 11.1. For body SAR testing, the liquid height from the center of the flat phantom to the liquid top surface is larger than 15 cm, which is shown in Fig. 11.2.




Fig 11.1 Photo of Liquid Height for Head SAR




Fig 11.2 Photo of Liquid Height for Body SAR

11.2 Tissue Verification

The following tissue formulations are provided for reference only as some of the parameters have not been thoroughly verified. The composition of ingredients may be modified accordingly to achieve the desired target tissue parameters required for routine SAR evaluation.

Frequency (MHz)	Water (%)	Sugar (%)	Cellulose (%)	Salt (%)	Preventol (%)	DGBE (%)	Conductivity (σ)	Permittivity (ϵ_r)
For Head								
750	41.1	57.0	0.2	1.4	0.2	0	0.89	41.9
835	40.3	57.9	0.2	1.4	0.2	0	0.90	41.5
1800, 1900, 2000	55.2	0	0	0.3	0	44.5	1.40	40.0
2450	55.0	0	0	0	0	45.0	1.80	39.2
2600	54.8	0	0	0.1	0	45.1	1.96	39.0

Simulating Liquid for 5GHz, Manufactured by SPEAG

Ingredients	(% by weight)
Water	64~78%
Mineral oil	11~18%
Emulsifiers	9~15%
Additives and Salt	2~3%

<Tissue Dielectric Parameter Check Results>

Frequency (MHz)	Tissue Type	Liquid Temp. (°C)	Conductivity (σ)	Permittivity (ϵ_r)	Conductivity Target (σ)	Permittivity Target (ϵ_r)	Delta (σ) (%)	Delta (ϵ_r) (%)	Limit (%)	Date
750	Head	22.7	0.900	41.799	0.890	41.900	1.12	-0.24	±5	2019/10/22
835	Head	22.9	0.929	42.225	0.900	41.500	3.22	1.75	±5	2019/10/24
1750	Head	22.9	1.382	39.703	1.370	40.100	0.88	-0.99	±5	2019/10/28
1900	Head	22.9	1.427	38.730	1.400	40.000	1.93	-3.18	±5	2019/10/31
2300	Head	22.7	1.680	39.022	1.670	39.500	0.60	-1.21	±5	2019/10/25
2450	Head	22.8	1.779	40.667	1.800	39.200	-1.17	3.74	±5	2019/11/2
2600	Head	22.6	2.022	37.786	1.960	39.000	3.16	-3.11	±5	2019/10/30
5250	Head	22.8	4.595	36.402	4.710	35.900	-2.44	1.40	±5	2019/11/3
5600	Head	22.7	4.985	35.825	5.070	35.500	-1.68	0.92	±5	2019/11/5
5750	Head	22.8	5.161	35.569	5.220	35.400	-1.13	0.48	±5	2019/11/4

11.3 System Performance Check Results

Comparing to the original SAR value provided by SPEAG, the verification data should be within its specification of 10 %. Below table shows the target SAR and measured SAR after normalized to 1W input power. The table below indicates the system performance check can meet the variation criterion and the plots can be referred to Appendix A of this report.

<1g SAR>

Date	Frequency (MHz)	Tissue Type	Input Power (mW)	Dipole S/N	Probe S/N	DAE S/N	Measured 1g SAR (W/kg)	Targeted 1g SAR (W/kg)	Normalized 1g SAR (W/kg)	Deviation (%)
2019/10/22	750	Head	250	1087	3935	690	2.16	8.36	8.64	3.35
2019/10/24	835	Head	250	4d151	3935	690	2.46	9.30	9.84	5.81
2019/10/28	1750	Head	250	1090	3935	690	9.00	36.40	36.00	-1.10
2019/10/31	1900	Head	250	5d170	3935	690	9.55	39.00	38.20	-2.05
2019/10/25	2300	Head	250	1056	3935	690	12.20	49.90	48.80	-2.20
2019/11/2	2450	Head	250	908	3857	690	12.90	52.80	51.60	-2.27
2019/10/30	2600	Head	250	1061	3935	690	13.80	57.70	55.20	-4.33
2019/11/3	5250	Head	100	1128	3857	690	7.73	76.20	77.30	1.44
2019/11/5	5600	Head	100	1128	3857	690	8.23	79.90	82.30	3.00
2019/11/4	5750	Head	100	1128	3857	690	8.19	77.80	81.90	5.27

<10g SAR>

Date	Frequency (MHz)	Tissue Type	Input Power (mW)	Dipole S/N	Probe S/N	DAE S/N	Measured 10g SAR (W/kg)	Targeted 10g SAR (W/kg)	Normalized 10g SAR (W/kg)	Deviation (%)
2019/10/24	835	Head	250	4d151	3935	690	1.61	6.16	6.44	4.55
2019/10/28	1750	Head	250	1090	3935	690	4.77	19.20	19.08	-0.63
2019/10/31	1900	Head	250	5d170	3935	690	4.87	20.30	19.48	-4.04
2019/10/25	2300	Head	250	1056	3935	690	5.79	23.80	23.16	-2.69
2019/11/2	2450	Head	250	908	3857	690	5.84	24.20	23.36	-3.47
2019/10/30	2600	Head	250	1061	3935	690	6.05	25.90	24.20	-6.56
2019/11/3	5250	Head	100	1128	3857	690	2.23	21.90	22.30	1.83
2019/11/5	5600	Head	100	1128	3857	690	2.34	23.00	23.40	1.74
2019/11/4	5750	Head	100	1128	3857	690	2.25	22.20	22.50	1.35

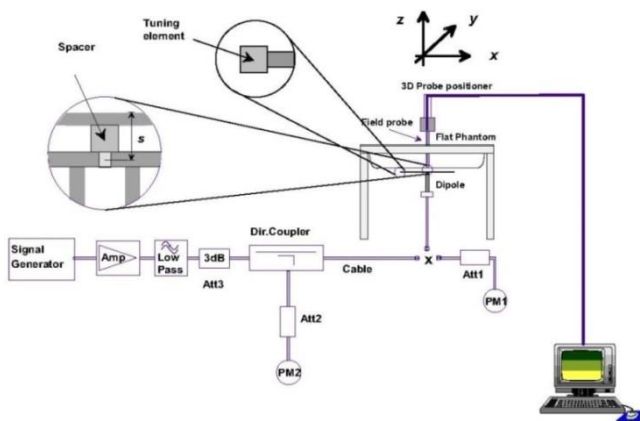


Fig 11.3.1 System Performance Check Setup



Fig 11.3.2 Setup Photo

12. RF Exposure Positions

12.1 Ear and handset reference point

Figure 12.1.1 shows the front, back, and side views of the SAM phantom. The center-of-mouth reference point is labeled “M,” the left ear reference point (ERP) is marked “LE,” and the right ERP is marked “RE.” Each ERP is 15 mm along the B-M (back-mouth) line behind the entrance-to-ear-canal (EEC) point, as shown in Figure 12.1.2 The Reference Plane is defined as passing through the two ear reference points and point M. The line N-F (neck-front), also called the reference pivoting line, is normal to the Reference Plane and perpendicular to both a line passing through RE and LE and the B-M line (see Figure 12.1.3). Both N-F and B-M lines should be marked on the exterior of the phantom shell to facilitate handset positioning. Posterior to the N-F line the ear shape is a flat surface with 6 mm thickness at each ERP, and forward of the N-F line the ear is truncated, as illustrated in Figure 12.1.2. The ear truncation is introduced to preclude the ear lobe from interfering with handset tilt, which could lead to unstable positioning at the cheek.

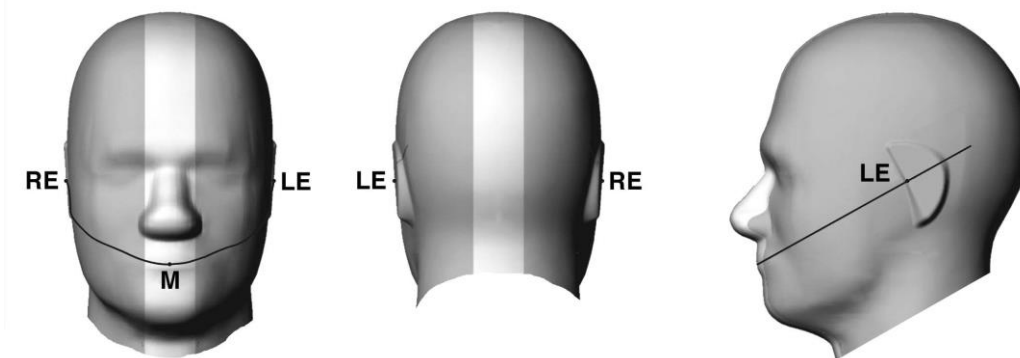


Fig 12.1.1 Front, back, and side views of SAM twin phantom

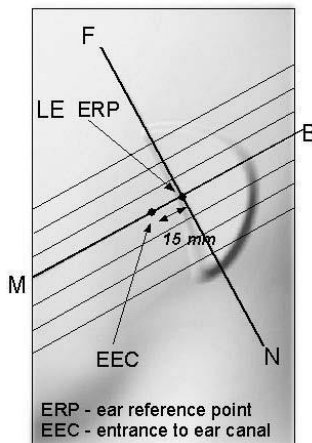


Fig 12.1.2 Close-up side view of phantom showing the ear region.

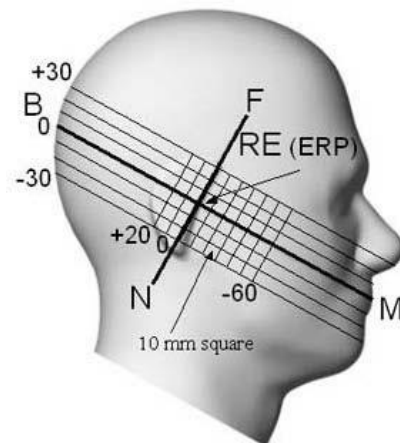


Fig 12.1.3 Side view of the phantom showing relevant markings and seven cross-sectional plane locations

12.2 Definition of the cheek position

1. Ready the handset for talk operation, if necessary. For example, for handsets with a cover piece (flip cover), open the cover. If the handset can transmit with the cover closed, both configurations must be tested.
2. Define two imaginary lines on the handset—the vertical centerline and the horizontal line. The vertical centerline passes through two points on the front side of the handset—the midpoint of the width w_t of the handset at the level of the acoustic output (point A in Figure 12.2.1 and Figure 12.2.2), and the midpoint of the width w_b of the bottom of the handset (point B). The horizontal line is perpendicular to the vertical centerline and passes through the center of the acoustic output (see Figure 12.2.1). The two lines intersect at point A. Note that for many handsets, point A coincides with the center of the acoustic output; however, the acoustic output may be located elsewhere on the horizontal line. Also note that the vertical centerline is not necessarily parallel to the front face of the handset (see Figure 12.2.2), especially for clamshell handsets, handsets with flip covers, and other irregularly-shaped handsets.
3. Position the handset close to the surface of the phantom such that point A is on the (virtual) extension of the line passing through points RE and LE on the phantom (see Figure 12.2.3), such that the plane defined by the vertical centerline and the horizontal line of the handset is approximately parallel to the sagittal plane of the phantom.
4. Translate the handset towards the phantom along the line passing through RE and LE until handset point A touches the pinna at the ERP.
5. While maintaining the handset in this plane, rotate it around the LE-RE line until the vertical centerline is in the plane normal to the plane containing B-M and N-F lines, i.e., the Reference Plane.
6. Rotate the handset around the vertical centerline until the handset (horizontal line) is parallel to the N-F line.
7. While maintaining the vertical centerline in the Reference Plane, keeping point A on the line passing through RE and LE, and maintaining the handset contact with the pinna, rotate the handset about the N-F line until any point on the handset is in contact with a phantom point below the pinna on the cheek. See Figure 12.2.3. The actual rotation angles should be documented in the test report.

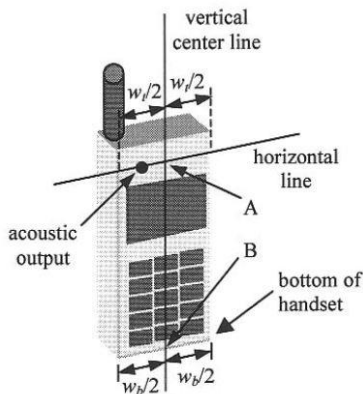


Fig 12.2.1 Handset vertical and horizontal reference lines—“fixed case”

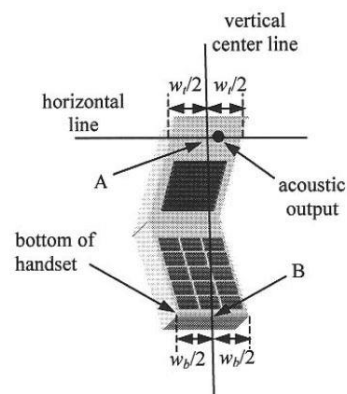


Fig 12.2.2 Handset vertical and horizontal reference lines—“clam-shell case”




Fig 12.2.3 cheek or touch position. The reference points for the right ear (RE), left ear (LE), and mouth (M), which establish the Reference Plane for handset positioning, are indicated.

12.3 Definition of the tilt position

1. Ready the handset for talk operation, if necessary. For example, for handsets with a cover piece (flip cover), open the cover. If the handset can transmit with the cover closed, both configurations must be tested.
2. While maintaining the orientation of the handset, move the handset away from the pinna along the line passing through RE and LE far enough to allow a rotation of the handset away from the cheek by 15°.
3. Rotate the handset around the horizontal line by 15°.
4. While maintaining the orientation of the handset, move the handset towards the phantom on the line passing through RE and LE until any part of the handset touches the ear. The tilt position is obtained when the contact point is on the pinna. See Figure 12.3.1. If contact occurs at any location other than the pinna, e.g., the antenna at the back of the phantom head, the angle of the handset should be reduced. In this case, the tilt position is obtained if any point on the handset is in contact with the pinna and a second point

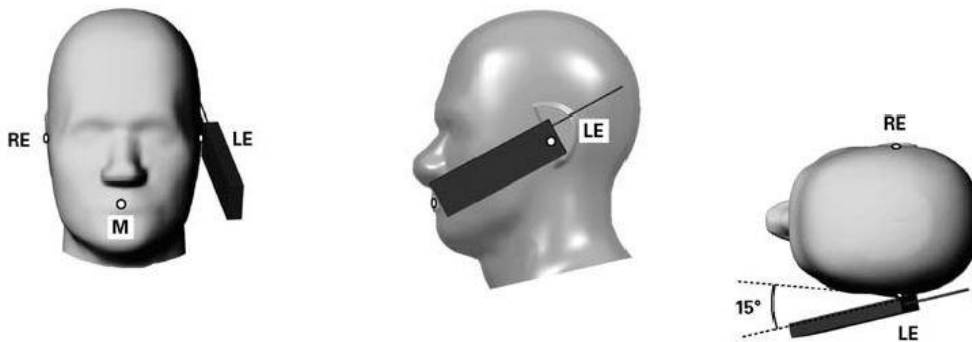


Fig 12.3.1 Tilt position. The reference points for the right ear (RE), left ear (LE), and mouth (M), which define the Reference Plane for handset positioning, are indicated.

12.4 Body Worn Accessory

Body-worn operating configurations are tested with the belt-clips and holsters attached to the device and positioned against a flat phantom in a normal use configuration (see Figure 12.4). Per KDB648474 D04v01r03, body-worn accessory exposure is typically related to voice mode operations when handsets are carried in body-worn accessories. The body-worn accessory procedures in FCC KDB 447498 D01v06 should be used to test for body-worn accessory SAR compliance, without a headset connected to it. This enables the test results for such configuration to be compatible with that required for hotspot mode when the body-worn accessory test separation distance is greater than or equal to that required for hotspot mode, when applicable. When the reported SAR for body-worn accessory, measured without a headset connected to the handset is > 1.2 W/kg, the highest reported SAR configuration for that wireless mode and frequency band should be repeated for that body-worn accessory with a headset attached to the handset.

Accessories for body-worn operation configurations are divided into two categories: those that do not contain metallic components and those that do contain metallic components. When multiple accessories that do not contain metallic components are supplied with the device, the device is tested with only the accessory that dictates the closest spacing to the body. Then multiple accessories that contain metallic components are tested with the device with each accessory. If multiple accessories share an identical metallic component (i.e. the same metallic belt-clip used with different holsters with no other metallic components) only the accessory that dictates the closest spacing to the body is tested.

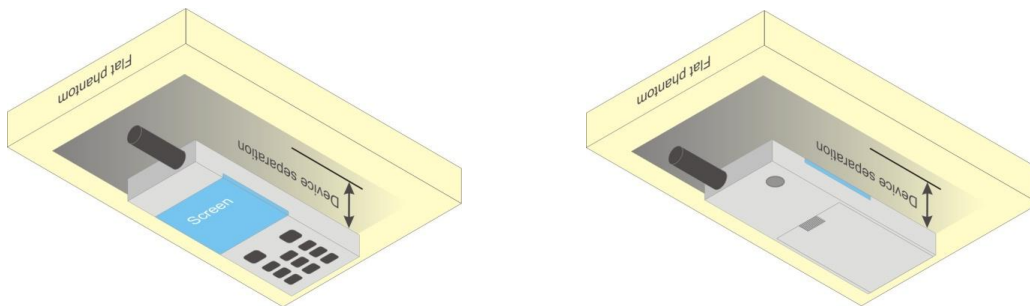


Fig 12.4 Body Worn Position



12.5 Product Specific 10g SAR Exposure

For smart phones with a display diagonal dimension > 15.0 cm or an overall diagonal dimension > 16.0 cm that provide similar mobile web access and multimedia support found in mini-tablets or UMPC mini-tablets that support voice calls next to the ear, According to KDB648474 D04v01r03, the following phablet procedures should be applied to evaluate SAR compliance for each applicable wireless modes and frequency band. Devices marketed as phablets, regardless of form factors and operating characteristics must be tested as a phablet to determine SAR compliance

1. The normally required head and body-worn accessory SAR test procedures for handsets, including hotspot mode, must be applied.
2. The UMPC mini-tablet procedures must also be applied to test the SAR of all surfaces and edges with an antenna located at ≤ 25 mm from that surface or edge, in direct contact with a flat phantom, for 10-g extremity SAR according to the body-equivalent tissue dielectric parameters in KDB 865664 to address interactive hand use exposure conditions.6 The UMPC mini-tablet 1-g SAR at 5 mm is not required. When hotspot mode applies, 10-g extremity SAR is required only for the surfaces and edges with hotspot mode 1-g reported SAR > 1.2 W/kg.

12.6 Wireless Router

Some battery-operated handsets have the capability to transmit and receive user through simultaneous transmission of WIFI simultaneously with a separate licensed transmitter. The FCC has provided guidance in FCC KDB Publication 941225 D06 v02r01 where SAR test considerations for handsets ($L \times W \geq 9 \text{ cm} \times 5 \text{ cm}$) are based on a composite test separation distance of 10mm from the front, back and edges of the device containing transmitting antennas within 2.5cm of their edges, determined from general mixed use conditions for this type of devices. Since the hotspot SAR results may overlap with the body-worn accessory SAR requirements, the more conservative configurations can be considered, thus excluding some body-worn accessory SAR tests.

When the user enables the personal wireless router functions for the handset, actual operations include simultaneous transmission of both the WIFI transmitter and another licensed transmitter. Both transmitters often do not transmit at the same transmitting frequency and thus cannot be evaluated for SAR under actual use conditions due to the limitations of the SAR assessment probes. Therefore, SAR must be evaluated for each frequency transmission and mode separately and spatially summed with the WIFI transmitter according to FCC KDB Publication 447498 D01v06 publication procedures. The "Portable Hotspot" feature on the handset was NOT activated during SAR assessments, to ensure the SAR measurements were evaluated for a single transmission frequency RF signal at a time.

13. Conducted RF Output Power (Unit: dBm)

<GSM Conducted Power>

- Per KDB 447498 D01v06, the maximum output power channel is used for SAR testing and for further SAR test reduction.
- Per KDB 941225 D01v03r01, for SAR test reduction for GSM / GPRS / EDGE modes is determined by the source-based time-averaged output power including tune-up tolerance. The mode with highest specified time-averaged output power should be tested for SAR compliance in the applicable exposure conditions. For modes with the same specified maximum output power and tolerance, the higher number time-slot configuration should be tested. Therefore, the GPRS 4Tx slots for GSM850 and the GPRS 3Tx slots for GSM1900 are considered as the primary mode.
- Other configurations of GSM / GPRS / EDGE are considered as secondary modes. The 3G SAR test reduction procedure is applied, when the maximum output power and tune-up tolerance specified for production units in a secondary mode is $\leq \frac{1}{4}$ dB higher than the primary mode, SAR measurement is not required for the secondary mode.

<Full Power Mode>

GSM850 Tx Channel	Burst Average Power (dBm)			Tune-up Limit (dBm)	Frame-Average Power (dBm)			Tune-up Limit (dBm)	
	128	189	251		128	189	251		
Frequency (MHz)	824.2	836.4	848.8		824.2	836.4	848.8		
GSM 1 Tx slot	32.94	33.02	32.89	33.50	23.94	24.02	23.89	24.50	
GPRS 1 Tx slot	32.93	33.01	32.90	33.50	23.93	24.01	23.90	24.50	
GPRS 2 Tx slots	31.95	31.96	31.92	32.50	25.95	25.96	25.92	26.50	
GPRS 3 Tx slots	29.91	29.85	29.80	30.50	25.65	25.59	25.54	26.24	
GPRS 4 Tx slots	28.72	28.54	28.71	29.50	25.72	25.54	25.71	26.50	
EDGE 1 Tx slot	26.76	26.83	26.85	27.50	17.76	17.83	17.85	18.50	
EDGE 2 Tx slots	25.62	25.65	25.70	26.50	19.62	19.65	19.70	20.50	
EDGE 3 Tx slots	24.01	24.13	24.14	25.00	19.75	19.87	19.88	20.74	
EDGE 4 Tx slots	22.48	22.52	22.46	23.50	19.48	19.52	19.46	20.50	
GSM1900		Burst Average Power (dBm)			Tune-up Limit (dBm)	Frame-Average Power (dBm)			Tune-up Limit (dBm)
Tx Channel	512	661	810	512		661	810		
Frequency (MHz)	1850.2	1880	1909.8		1850.2	1880	1909.8		
GSM 1 Tx slot	30.04	29.94	30.10	31.00	21.04	20.94	21.10	22.00	
GPRS 1 Tx slot	30.02	29.93	30.09	31.00	21.02	20.93	21.09	22.00	
GPRS 2 Tx slots	29.01	28.94	28.82	30.00	23.01	22.94	22.82	24.00	
GPRS 3 Tx slots	27.35	27.34	27.34	28.50	23.09	23.08	23.08	24.24	
GPRS 4 Tx slots	25.80	25.67	25.73	26.50	22.80	22.67	22.73	23.50	
EDGE 1 Tx slot	25.86	25.83	25.78	26.50	16.86	16.83	16.78	17.50	
EDGE 2 Tx slots	24.74	24.68	24.66	25.50	18.74	18.68	18.66	19.50	
EDGE 3 Tx slots	23.12	23.08	23.04	24.00	18.86	18.82	18.78	19.74	
EDGE 4 Tx slots	21.58	21.48	21.38	22.50	18.58	18.48	18.38	19.50	

Remark: The frame-averaged power is linearly scaled the maximum burst averaged power over 8 time slots.

The calculated method are shown as below:

Frame-averaged power = Maximum burst averaged power (1 Tx Slot) - 9 dB

Frame-averaged power = Maximum burst averaged power (2 Tx Slots) - 6 dB

Frame-averaged power = Maximum burst averaged power (3 Tx Slots) - 4.26 dB

Frame-averaged power = Maximum burst averaged power (4 Tx Slots) - 3 dB

<Reduced Power Mode for P-Sensor On >

GSM1900 Tx Channel	Burst Average Power (dBm)			Tune-up Limit (dBm)	Frame-Average Power (dBm)			Tune-up Limit (dBm)
	512	661	810		512	661	810	
Frequency (MHz)	1850.2	1880	1909.8		1850.2	1880	1909.8	
GSM 1 Tx slot	27.08	27.00	27.05	28.00	18.08	18	18.05	19
GPRS 1 Tx slot	27.08	27.01	27.09	28.00	18.08	18.01	18.09	19
GPRS 2 Tx slots	25.93	25.84	25.95	27.00	19.93	19.84	19.95	21
GPRS 3 Tx slots	24.29	24.18	24.24	25.50	20.03	19.92	19.98	21.24
GPRS 4 Tx slots	22.69	22.61	22.70	23.50	19.69	19.61	19.7	20.5
EDGE 1 Tx slot	23.30	23.24	23.30	23.50	14.3	14.24	14.3	14.5
EDGE 2 Tx slots	21.72	21.60	21.72	22.50	15.72	15.6	15.72	16.5
EDGE 3 Tx slots	20.06	20.07	20.04	21.00	15.8	15.81	15.78	16.74
EDGE 4 Tx slots	18.54	18.37	18.41	19.50	15.54	15.37	15.41	16.5

Remark: The frame-averaged power is linearly scaled the maximum burst averaged power over 8 time slots.

The calculated method are shown as below:

- Frame-averaged power = Maximum burst averaged power (1 Tx Slot) - 9 dB
- Frame-averaged power = Maximum burst averaged power (2 Tx Slots) - 6 dB
- Frame-averaged power = Maximum burst averaged power (3 Tx Slots) - 4.26 dB
- Frame-averaged power = Maximum burst averaged power (4 Tx Slots) - 3 dB

<Reduced Power Mode for Hotspot On>

GSM1900 Tx Channel	Burst Average Power (dBm)			Tune-up Limit (dBm)	Frame-Average Power (dBm)			Tune-up Limit (dBm)
	512	661	810		512	661	810	
Frequency (MHz)	1850.2	1880	1909.8		1850.2	1880	1909.8	
GSM 1 Tx slot	25.48	25.4	25.45	26.50	16.48	16.4	16.45	17.5
GPRS 1 Tx slot	25.5	25.41	25.47	26.50	16.5	16.41	16.47	17.5
GPRS 2 Tx slots	24.38	24.27	24.35	25.50	18.38	18.27	18.35	19.5
GPRS 3 Tx slots	22.96	22.84	22.91	24.00	18.7	18.58	18.65	19.74
GPRS 4 Tx slots	21.18	21.2	21.26	22.00	18.18	18.2	18.26	19
EDGE 1 Tx slot	21.86	21.75	21.86	22.00	12.86	12.75	12.86	13
EDGE 2 Tx slots	20.23	20.11	20.17	21.00	14.23	14.11	14.17	15
EDGE 3 Tx slots	18.61	18.56	18.46	19.50	14.35	14.3	14.2	15.24
EDGE 4 Tx slots	17.13	16.97	17.02	18.00	14.13	13.97	14.02	15

Remark: The frame-averaged power is linearly scaled the maximum burst averaged power over 8 time slots.

The calculated method are shown as below:

- Frame-averaged power = Maximum burst averaged power (1 Tx Slot) - 9 dB
- Frame-averaged power = Maximum burst averaged power (2 Tx Slots) - 6 dB
- Frame-averaged power = Maximum burst averaged power (3 Tx Slots) - 4.26 dB
- Frame-averaged power = Maximum burst averaged power (4 Tx Slots) - 3 dB



<Reduced Power Mode for Handheld On>

GSM1900 Tx Channel	Burst Average Power (dBm)			Tune-up Limit (dBm)	Frame-Average Power (dBm)			Tune-up Limit (dBm)
	512	661	810		512	661	810	
Frequency (MHz)	1850.2	1880	1909.8		1850.2	1880	1909.8	
GSM 1 Tx slot	28.95	28.82	28.91	30	19.95	19.82	19.91	21
GPRS 1 Tx slot	28.96	28.83	28.93	30	19.96	19.83	19.93	21
GPRS 2 Tx slots	27.88	27.71	27.82	29	21.88	21.71	21.82	23
GPRS 3 Tx slots	26.24	26.13	26.23	27.5	21.98	21.87	21.97	23.24
GPRS 4 Tx slots	24.6	24.57	24.49	25.5	21.6	21.57	21.49	22.5
EDGE 1 Tx slot	25.21	25.16	25.2	25.5	16.21	16.16	16.2	16.5
EDGE 2 Tx slots	23.67	23.55	23.57	24.5	17.67	17.55	17.57	18.5
EDGE 3 Tx slots	21.57	21.54	21.46	23	17.31	17.28	17.2	18.74
EDGE 4 Tx slots	20.48	20.4	20.27	21.5	17.48	17.4	17.27	18.5

Remark: The frame-averaged power is linearly scaled the maximum burst averaged power over 8 time slots.
The calculated method are shown as below:

- Frame-averaged power = Maximum burst averaged power (1 Tx Slot) - 9 dB
- Frame-averaged power = Maximum burst averaged power (2 Tx Slots) - 6 dB
- Frame-averaged power = Maximum burst averaged power (3 Tx Slots) - 4.26 dB
- Frame-averaged power = Maximum burst averaged power (4 Tx Slots) - 3 dB

<WCDMA Conducted Power>

1. The following tests were conducted according to the test requirements outlines in 3GPP TS 34.121 specification.
2. The procedures in KDB 941225 D01v03r01 are applied for 3GPP Rel. 6 HSPA to configure the device in the required sub-test mode(s) to determine SAR test exclusion.
3. For DC-HSDPA, the device was configured according to the H-Set 12, Fixed Reference Channel (FRC) configuration in Table C.8.1.12 of 3GPP TS 34.121-1, with the primary and the secondary serving HS-DSCH Cell enabled during the power measurement.

A summary of these settings are illustrated below:

HSDPA Setup Configuration:

- a. The EUT was connected to Base Station Agilent E5515C referred to the Setup Configuration.
- b. The RF path losses were compensated into the measurements.
- c. A call was established between EUT and Base Station with following setting:
 - i. Set Gain Factors (β_c and β_d) and parameters were set according to each
 - ii. Specific sub-test in the following table, C10.1.4, quoted from the TS 34.121
 - iii. Set RMC 12.2Kbps + HSDPA mode.
 - iv. Set Cell Power = -86 dBm
 - v. Set HS-DSCH Configuration Type to FRC (H-set 1, QPSK)
 - vi. Select HSDPA Uplink Parameters
 - vii. Set Delta ACK, Delta NACK and Delta CQI = 8
 - viii. Set Ack-Nack Repetition Factor to 3
 - ix. Set CQI Feedback Cycle (k) to 4 ms
 - x. Set CQI Repetition Factor to 2
 - xi. Power Ctrl Mode = All Up bits
- d. The transmitted maximum output power was recorded.

Table C.10.1.4: β values for transmitter characteristics tests with HS-DPCCH

Sub-test	β_c	β_d	β_d (SF)	β_c/β_d	β_{HS} (Note 1, Note 2)	CM (dB) (Note 3)	MPR (dB) (Note 3)
1	2/15	15/15	64	2/15	4/15	0.0	0.0
2	12/15 (Note 4)	15/15 (Note 4)	64	12/15 (Note 4)	24/15	1.0	0.0
3	15/15	8/15	64	15/8	30/15	1.5	0.5
4	15/15	4/15	64	15/4	30/15	1.5	0.5

Note 1: $\Delta_{ACK}, \Delta_{NACK}$ and $\Delta_{CQI} = 30/15$ with $\beta_{HS} = 30/15 * \beta_c$.

Note 2: For the HS-DPCCH power mask requirement test in clause 5.2C, 5.7A, and the Error Vector Magnitude (EVM) with HS-DPCCH test in clause 5.13.1A, and HSDPA EVM with phase discontinuity in clause 5.13.1AA, Δ_{ACK} and $\Delta_{NACK} = 30/15$ with $\beta_{HS} = 30/15 * \beta_c$, and $\Delta_{CQI} = 24/15$ with $\beta_{HS} = 24/15 * \beta_c$.

Note 3: CM = 1 for $\beta_c/\beta_d = 12/15, \beta_{HS}/\beta_c = 24/15$. For all other combinations of DPDCCH, DPCCH and HS-DPCCH the MPR is based on the relative CM difference. This is applicable for only UEs that support HSDPA in release 6 and later releases.

Note 4: For subtest 2 the β_c/β_d ratio of 12/15 for the TFC during the measurement period (TF1, TF0) is achieved by setting the signalled gain factors for the reference TFC (TF1, TF1) to $\beta_c = 11/15$ and $\beta_d = 15/15$.

Setup Configuration

HSUPA Setup Configuration:

- a. The EUT was connected to Base Station Agilent E5515C referred to the Setup Configuration.
- b. The RF path losses were compensated into the measurements.
- c. A call was established between EUT and Base Station with following setting * :
 - i. Call Configs = 5.2B, 5.9B, 5.10B, and 5.13.2B with QPSK
 - ii. Set the Gain Factors (β_c and β_d) and parameters (AG Index) were set according to each specific sub-test in the following table, C11.1.3, quoted from the TS 34.121
 - iii. Set Cell Power = -86 dBm
 - iv. Set Channel Type = 12.2k + HSPA
 - v. Set UE Target Power
 - vi. Power Ctrl Mode= Alternating bits
 - vii. Set and observe the E-TFCI
 - viii. Confirm that E-TFCI is equal to the target E-TFCI of 75 for sub-test 1, and other subtest's E-TFCI
- d. The transmitted maximum output power was recorded.

Table C.11.1.3: β values for transmitter characteristics tests with HS-DPCCH and E-DCH

Sub-test	β_c	β_d	β_d (SF)	β_c/β_d	β_{HS} (Note1)	β_{ec}	β_{ed} (Note 4) (Note 5)	β_{ed} (SF)	β_{ed} (Codes)	CM (dB) (Note 2)	MPR (dB) (Note 2) (Note 6)	AG Index (Note 5)	E-TFCI
1	11/15 (Note 3)	15/15 (Note 3)	64	11/15 (Note 3)	22/15	209/25	1309/225	4	1	1.0	0.0	20	75
2	6/15	15/15	64	6/15	12/15	12/15	94/75	4	1	3.0	2.0	12	67
3	15/15	9/15	64	15/9	30/15	30/15	β_{ed1} : 47/15 β_{ed2} : 47/15	4 4	2	2.0	1.0	15	92
4	2/15	15/15	64	2/15	4/15	2/15	56/75	4	1	3.0	2.0	17	71
5	15/15	0	-	-	5/15	5/15	47/15	4	1	1.0	0.0	12	67

Note 1: For sub-test 1 to 4, Δ_{ACK} , Δ_{NACK} and $\Delta_{CQI} = 30/15$ with $\beta_{hs} = 30/15 * \beta_c$. For sub-test 5, Δ_{ACK} , Δ_{NACK} and $\Delta_{CQI} = 5/15$ with $\beta_{hs} = 5/15 * \beta_c$.

Note 2: CM = 1 for $\beta_c/\beta_d = 12/15$, $\beta_{hs}/\beta_c = 24/15$. For all other combinations of DPDCH, DPCCH, HS-DPCCH, E-DPDCH and E-DPCCH the MPR is based on the relative CM difference.

Note 3: For subtest 1 the β_c/β_d ratio of 11/15 for the TFC during the measurement period (TF1, TF0) is achieved by setting the signalled gain factors for the reference TFC (TF1, TF0) to $\beta_c = 10/15$ and $\beta_d = 15/15$.

Note 4: In case of testing by UE using E-DPDCH Physical Layer category 1, Sub-test 3 is omitted according to TS25.306 Table 5.1g.

Note 5: β_{ed} can not be set directly; it is set by Absolute Grant Value.

Note 6: For subtests 2, 3 and 4, UE may perform E-DPDCH power scaling at max power which could results in slightly smaller MPR values.

Setup Configuration

DC-HSDPA 3GPP release 8 Setup Configuration:

- a. The EUT was connected to Base Station referred to the Setup Configuration below
- b. The RF path losses were compensated into the measurements.
- c. A call was established between EUT and Base Station with following setting:
 - i. Set RMC 12.2Kbps + HSDPA mode.
 - ii. Set Cell Power = -25 dBm
 - iii. Set HS-DSCH Configuration Type to FRC (H-set 12, QPSK)
 - iv. Select HSDPA Uplink Parameters
 - v. Set Gain Factors (β_c and β_d) and parameters were set according to each Specific sub-test in the following table, C10.1.4, quoted from the TS 34.121
 - a). Subtest 1: $\beta_c/\beta_d=2/15$
 - b). Subtest 2: $\beta_c/\beta_d=12/15$
 - c). Subtest 3: $\beta_c/\beta_d=15/8$
 - d). Subtest 4: $\beta_c/\beta_d=15/4$
 - vi. Set Delta ACK, Delta NACK and Delta CQI = 8
 - vii. Set Ack-Nack Repetition Factor to 3
 - viii. Set CQI Feedback Cycle (k) to 4 ms
 - ix. Set CQI Repetition Factor to 2
 - x. Power Ctrl Mode = All Up bits
- d. The transmitted maximum output power was recorded.

The following tests were conducted according to the test requirements outlines in 3GPP TS 34.121 specification. A summary of these settings are illustrated below:

C.8.1.12 Fixed Reference Channel Definition H-Set 12

Table C.8.1.12: Fixed Reference Channel H-Set 12

Parameter	Unit	Value
Nominal Avg. Inf. Bit Rate	kbps	60
Inter-TTI Distance	TTI's	1
Number of HARQ Processes	Processes	6
Information Bit Payload (N_{INF})	Bits	120
Number Code Blocks	Blocks	1
Binary Channel Bits Per TTI	Bits	960
Total Available SML's in UE	SML's	19200
Number of SML's per HARQ Proc.	SML's	3200
Coding Rate		0.15
Number of Physical Channel Codes	Codes	1
Modulation		QPSK
Note 1: The RMC is intended to be used for DC-HSDPA mode and both cells shall transmit with identical parameters as listed in the table. Note 2: Maximum number of transmission is limited to 1, i.e., retransmission is not allowed. The redundancy and constellation version 0 shall be used.		

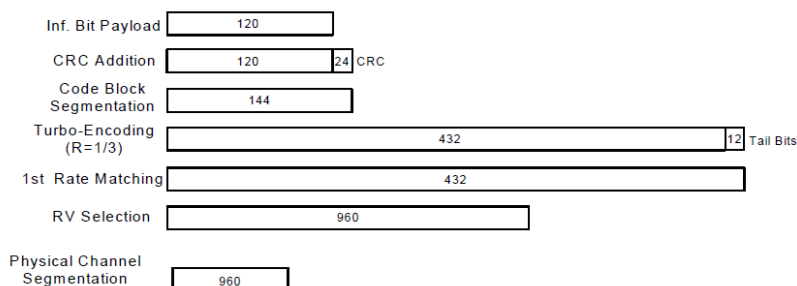


Figure C.8.19: Coding rate for Fixed reference Channel H-Set 12 (QPSK)

Setup Configuration



<WCDMA Conducted Power>

General Note:

1. Per KDB 941225 D01v03r01, for SAR testing is measured using a 12.2 kbps RMC with TPC bits configured to all "1's".
2. Per KDB 941225 D01v03r01, RMC 12.2kbps setting is used to evaluate SAR. The maximum output power and tune-up tolerance specified for production units in HSDPA / HSUPA / DC-HSDPA is ≤ ¼ dB higher than RMC 12.2Kbps or when the highest reported SAR of the RMC12.2Kbps is scaled by the ratio of specified maximum output power and tune-up tolerance of HSDPA / HSUPA / DC-HSDPA to RMC12.2Kbps and the adjusted SAR is ≤ 1.2 W/kg, SAR measurement is not required for HSDPA / HSUPA / DC-HSDPA, and according to the following RF output power, the output power results of the secondary modes (HSDPA / HSUPA / DC-HSDPA) are less than ¼ dB higher than the primary modes; therefore, SAR measurement is not required for HSDPA / HSUPA / DC-HSDPA

<Full Power Mode>

Band		WCDMA Band II			Tune-up Limit (dBm)	WCDMA Band IV			Tune-up Limit (dBm)	WCDMA Band V			Tune-up Limit (dBm)
Tx Channel		9262	9400	9538		1312	1413	1513		4132	4182	4233	
Rx Channel		9662	9800	9938		1537	1638	1738		4357	4407	4458	
Frequency (MHz)		1852.4	1880	1907.6		1712.4	1732.6	1752.6		826.4	836.4	846.6	
3GPP Rel 99	AMR 12.2Kbps	23.08	23.10	23.09	24.00	22.93	22.88	22.83	24.00	23.31	23.41	23.20	24.00
3GPP Rel 99	RMC 12.2Kbps	23.10	23.13	23.10	24.00	22.95	22.90	22.84	24.00	23.32	23.43	23.21	24.00
3GPP Rel 6	HSDPA Subtest-1	22.11	21.96	21.97	23.00	22.02	21.95	21.83	23.00	22.36	22.34	22.22	23.00
3GPP Rel 6	HSDPA Subtest-2	22.12	22.00	21.99	23.00	22.00	21.94	21.57	23.00	22.42	22.13	22.18	23.00
3GPP Rel 6	HSDPA Subtest-3	21.61	21.43	21.49	22.50	21.49	21.43	21.36	22.50	21.84	21.64	21.74	22.50
3GPP Rel 6	HSDPA Subtest-4	21.64	21.51	21.46	22.50	21.48	21.42	21.31	22.50	21.89	21.86	21.75	22.50
3GPP Rel 8	DC-HSDPA Subtest-1	22.07	21.95	21.94	23.00	22.00	21.91	21.81	23.00	22.27	22.29	22.13	23.00
3GPP Rel 8	DC-HSDPA Subtest-2	22.11	21.97	21.93	23.00	21.93	21.87	21.54	23.00	22.35	22.11	22.17	23.00
3GPP Rel 8	DC-HSDPA Subtest-3	21.58	21.36	21.46	22.50	21.40	21.33	21.28	22.50	21.81	21.58	21.66	22.50
3GPP Rel 8	DC-HSDPA Subtest-4	21.60	21.45	21.42	22.50	21.38	21.30	21.19	22.50	21.85	21.82	21.68	22.50
3GPP Rel 6	HSUPA Subtest-1	22.06	21.94	21.97	23.00	21.97	21.90	21.76	23.00	22.36	22.48	22.25	23.00
3GPP Rel 6	HSUPA Subtest-2	20.08	19.98	19.91	21.00	19.96	19.93	19.88	21.00	20.36	20.41	20.20	21.00
3GPP Rel 6	HSUPA Subtest-3	21.07	20.92	20.98	22.00	21.86	21.92	21.81	22.00	21.38	21.38	21.31	22.00
3GPP Rel 6	HSUPA Subtest-4	20.04	19.94	19.97	21.00	19.87	19.74	19.90	21.00	20.31	20.35	20.19	21.00
3GPP Rel 6	HSUPA Subtest-5	22.00	21.90	22.00	23.00	22.00	21.93	21.79	23.00	22.40	22.45	22.29	23.00



<Reduced Power Mode for P-Sensor On>

Band		WCDMA Band II			Tune-up Limit (dBm)	WCDMA Band IV			Tune-up Limit (dBm)	WCDMA Band V			Tune-up Limit (dBm)
Tx Channel		9262	9400	9538		1312	1413	1513		4132	4182	4233	
Rx Channel		9662	9800	9938		1537	1638	1738		4357	4407	4458	
Frequency (MHz)		1852.4	1880	1907.6		1712.4	1732.6	1752.6		826.4	836.4	846.6	
3GPP Rel 99	AMR 12.2Kbps	17.62	17.66	17.64	18.50	16.13	16.11	16.07	17.50	22.80	22.97	22.72	23.50
3GPP Rel 99	RMC 12.2Kbps	17.63	17.68	17.65	18.50	16.15	16.12	16.08	17.50	22.82	22.98	22.74	23.50
3GPP Rel 6	HSDPA Subtest-1	16.65	16.49	16.47	17.50	14.81	14.98	14.83	16.50	21.68	21.74	21.53	22.50
3GPP Rel 6	HSDPA Subtest-2	16.68	16.52	16.50	17.50	14.84	14.82	14.80	16.50	21.68	21.83	21.56	22.50
3GPP Rel 6	HSDPA Subtest-3	16.25	15.90	16.00	17.00	14.22	14.32	14.34	16.00	21.16	21.31	21.08	22.00
3GPP Rel 6	HSDPA Subtest-4	16.17	16.03	15.94	17.00	14.35	14.26	14.43	16.00	21.19	21.32	21.08	22.00
3GPP Rel 8	DC-HSDPA Subtest-1	16.52	16.42	16.39	17.50	14.72	14.87	14.80	16.50	21.63	21.69	21.51	22.50
3GPP Rel 8	DC-HSDPA Subtest-2	16.57	16.51	16.41	17.50	14.75	14.85	14.78	16.50	21.65	21.68	21.54	22.50
3GPP Rel 8	DC-HSDPA Subtest-3	16.13	15.84	15.88	17.00	14.23	14.23	14.21	16.00	21.13	21.27	21.06	22.00
3GPP Rel 8	DC-HSDPA Subtest-4	16.15	15.98	15.87	17.00	14.29	14.16	14.35	16.00	21.15	21.28	21.04	22.00
3GPP Rel 6	HSUPA Subtest-1	16.43	16.22	16.38	17.50	14.83	14.80	14.59	16.50	21.49	21.59	21.67	22.50
3GPP Rel 6	HSUPA Subtest-2	14.43	14.47	14.43	15.50	13.09	12.80	12.84	14.50	19.50	19.49	19.67	20.50
3GPP Rel 6	HSUPA Subtest-3	15.59	15.72	15.63	16.50	14.54	14.46	14.59	15.50	20.66	20.59	20.71	21.50
3GPP Rel 6	HSUPA Subtest-4	14.56	14.43	14.43	15.50	13.00	12.93	12.80	14.50	19.68	19.87	19.83	20.50
3GPP Rel 6	HSUPA Subtest-5	16.60	16.40	16.40	17.50	14.83	14.97	14.77	16.50	21.78	21.90	21.70	22.50

<Reduced Power Mode for Hotspot On>

Band		WCDMA Band II			Tune-up Limit (dBm)	WCDMA Band IV			Tune-up Limit (dBm)	WCDMA Band V			Tune-up Limit (dBm)
Tx Channel		9262	9400	9538		1312	1413	1513		4132	4182	4233	
Rx Channel		9662	9800	9938		1537	1638	1738		4357	4407	4458	
Frequency (MHz)		1852.4	1880	1907.6		1712.4	1732.6	1752.6		826.4	836.4	846.6	
3GPP Rel 99	AMR 12.2Kbps	15.69	15.76	15.71	16.5	14.69	14.63	14.6	15.5	22.8	22.97	22.72	23.5
3GPP Rel 99	RMC 12.2Kbps	15.7	15.78	15.73	16.5	14.7	14.65	14.62	15.5	22.82	22.98	22.74	23.5
3GPP Rel 6	HSDPA Subtest-1	14.85	14.67	14.65	15.5	13.02	13.21	13.04	14.5	21.68	21.74	21.53	22.5
3GPP Rel 6	HSDPA Subtest-2	14.86	14.7	14.67	15.5	13.07	13.03	13.01	14.5	21.68	21.83	21.56	22.5
3GPP Rel 6	HSDPA Subtest-3	14.43	14.08	14.18	15	12.43	12.53	12.57	14	21.16	21.31	21.08	22
3GPP Rel 6	HSDPA Subtest-4	14.35	14.31	14.12	15	12.56	12.53	12.64	14	21.19	21.32	21.08	22
3GPP Rel 8	DC-HSDPA Subtest-1	14.82	14.65	14.62	15.5	13.01	13.18	13.02	14.5	21.62	21.68	21.5	22.5
3GPP Rel 8	DC-HSDPA Subtest-2	14.81	14.68	14.65	15.5	13.05	13.01	13.02	14.5	21.65	21.78	21.54	22.5
3GPP Rel 8	DC-HSDPA Subtest-3	14.41	14.05	14.16	15	12.42	12.47	12.51	14	21.13	21.13	21.04	22
3GPP Rel 8	DC-HSDPA Subtest-4	14.32	14.23	14.11	15	12.54	12.51	12.49	14	21.15	21.22	21.06	22
3GPP Rel 6	HSUPA Subtest-1	14.62	14.44	14.6	15.5	13.04	13.2	12.8	14.5	21.49	21.59	21.67	22.5
3GPP Rel 6	HSUPA Subtest-2	12.65	12.65	12.65	13.5	11.3	11.05	11.12	12.5	19.5	19.49	19.67	20.5
3GPP Rel 6	HSUPA Subtest-3	13.81	13.86	13.85	14.5	13.35	13.17	13.34	13.5	20.66	20.59	20.71	21.5
3GPP Rel 6	HSUPA Subtest-4	12.78	12.65	12.69	13.5	11.21	11.14	11.1	12.5	19.68	19.87	19.83	20.5
3GPP Rel 6	HSUPA Subtest-5	14.78	14.62	14.62	15.5	13.08	13.18	12.98	14.5	21.78	21.9	21.7	22.5

<Reduced Power Mode for Handheld On>

Band		WCDMA Band II			Tune-up Limit (dBm)	WCDMA Band IV			Tune-up Limit (dBm)
Tx Channel		9262	9400	9538		1312	1413	1513	
Rx Channel		9662	9800	9938		1537	1638	1738	
Frequency (MHz)		1852.4	1880	1907.6		1712.4	1732.6	1752.6	
3GPP Rel 99	AMR 12.2Kbps	19.02	19.21	19.18	20.5	17.56	17.53	17.53	19.00
3GPP Rel 99	RMC 12.2Kbps	19.03	19.23	19.2	20.5	17.58	17.55	17.54	19.00
3GPP Rel 6	HSDPA Subtest-1	18.19	18.23	18.01	19.5	16.13	16.32	16.15	18.00
3GPP Rel 6	HSDPA Subtest-2	18.17	18.06	18.04	19.5	16.16	16.27	16.12	18.00
3GPP Rel 6	HSDPA Subtest-3	17.37	17.44	17.54	19	15.54	15.65	15.66	17.50
3GPP Rel 6	HSDPA Subtest-4	17.71	17.74	17.48	19	15.67	15.69	15.75	17.50
3GPP Rel 8	DC-HSDPA Subtest-1	18.12	18.21	18.02	19.5	16.11	16.21	16.15	18.00
3GPP Rel 8	DC-HSDPA Subtest-2	18.15	18.06	18.03	19.5	16.14	16.17	16.11	18.00
3GPP Rel 8	DC-HSDPA Subtest-3	17.45	17.42	17.56	19	15.52	15.63	15.62	17.50
3GPP Rel 8	DC-HSDPA Subtest-4	17.62	17.75	17.42	19	15.63	15.66	15.73	17.50
3GPP Rel 6	HSUPA Subtest-1	17.89	17.85	18.01	19.5	16.18	16.03	16.15	18.00
3GPP Rel 6	HSUPA Subtest-2	15.91	16.1	16.06	17.5	14.18	14.22	14.52	16.00
3GPP Rel 6	HSUPA Subtest-3	17.22	17.34	17.26	18.5	16.34	16.47	16.32	17.00
3GPP Rel 6	HSUPA Subtest-4	16.19	15.97	16.06	17.5	14.31	14.18	14.42	16.00
3GPP Rel 6	HSUPA Subtest-5	18.23	18.03	17.97	19.5	16.35	16.15	16.21	18.00



<CDMA2000 Conducted Power>

General Note:

1. Per KDB 941225 D01v03r01, SAR for head exposure is measured in RC3 with the handset configured to transmit at full rate in SO55.
2. Per KDB 941225 D01v03r01, in Hotspot mode EUT is treated as data device and SAR is tested with Ev-Do Rev 0 (RTAP 153.6kbps) as the primary mode.
3. Per KDB 941225 D01v03r01, for Body-worn accessory SAR is measured in RC3 with the handset configured in TDSO/SO32 to transmit at full rate on FCH only with all other code channels disabled. The body-worn accessory procedures in KDB Publication 447498 are applied. The 3G SAR test reduction procedure is applied to the multiple code channel configuration (FCH+SCH), with FCH only as the primary mode.

<Full Power Mode>

Band	CDMA BC0			Tune-up Limit (dBm)	CDMA BC1			Tune-up Limit (dBm)	CDMA BC10			Tune-up Limit (dBm)
	TX Channel	1013	384		777	25	600		1175	476	580	
Frequency (MHz)	824.7	836.52	848.31		1851.25	1880	1908.75		817.9	820.5	823.1	
RC1 SO55	24.25	24.69	24.31	25.00	24.23	24.28	24.21	25.00	24.11	24.23	24.19	25.00
RC3 SO55	24.24	24.36	24.28	25.00	24.21	24.25	24.19	25.00	24.10	24.18	24.16	25.00
RC3 SO32 (F+SCH)	24.27	24.37	24.31	25.00	24.24	24.26	24.18	25.00	24.12	24.21	24.16	25.00
RC3 SO32 (+SCH)	24.26	24.64	24.33	25.00	24.26	24.25	24.20	25.00	24.13	24.20	24.20	25.00
RTAP 153.6Kbps	24.28	24.68	24.32	25.00	24.21	24.27	24.23	25.00	24.13	24.22	24.21	25.00
RETAP 4096Bits	24.26	24.37	24.31	25.00	24.20	24.21	24.16	25.00	24.11	24.20	24.17	25.00

<Reduced Power Mode for P-Sensor On >

Band	CDMA BC1			Tune-up Limit (dBm)
	TX Channel	25	600	
Frequency (MHz)		1851.25	1880	1908.75
RC1 SO55		18.67	18.74	18.59
RC3 SO55		18.72	18.74	18.61
RC3 SO32 (F+SCH)		18.54	18.57	18.45
RC3 SO32 (+SCH)		18.63	18.73	18.74
RTAP 153.6Kbps		18.73	18.77	18.71
RETAP 4096Bits		18.69	18.72	18.59



<Reduced Power Mode for Hotspot On>

Band	CDMA BC1			Tune-up Limit (dBm)
	25	600	1175	
TX Channel	1851.25	1880	1908.75	
Frequency (MHz)	1851.25	1880	1908.75	
RC1 SO55	16.35	16.24	16.25	17.5
RC3 SO55	16.4	16.37	16.34	17.5
RC3 SO32 (F+SCH)	16.42	16.29	16.33	17.5
RC3 SO32 (+SCH)	16.19	16.45	16.34	17.5
RTAP 153.6Kbps	16.46	16.49	16.4	17.5
RETAP 4096Bits	16.45	16.37	16.39	17.5

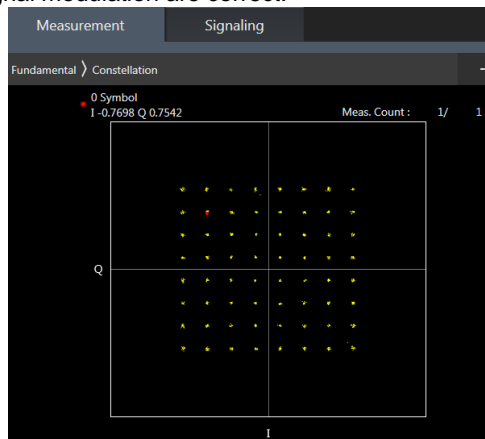
<Reduced Power Mode for Handheld On>

Band	CDMA BC1			Tune-up Limit (dBm)
	25	600	1175	
TX Channel	1851.25	1880	1908.75	
Frequency (MHz)	1851.25	1880	1908.75	
RC1 SO55	19.55	19.44	19.55	20.5
RC3 SO55	19.46	19.55	19.46	20.5
RC3 SO32 (F+SCH)	19.46	19.51	19.44	20.5
RC3 SO32 (+SCH)	19.48	19.41	19.52	20.5
RTAP 153.6Kbps	19.51	19.66	19.55	20.5
RETAP 4096Bits	19.55	19.46	19.46	20.5

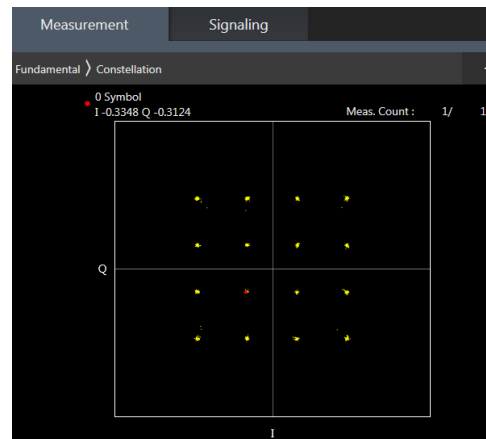
<LTE Conducted Power>

General Note:

1. Anritsu MT8820C base station simulator was used to setup the connection with EUT; the frequency band, channel bandwidth, RB allocation configuration, modulation type are set in the base station simulator to configure EUT transmitting at maximum power and at different configurations which are requested to be reported to FCC, for conducted power measurement and SAR testing.
2. Per KDB 941225 D05v02r05, when a properly configured base station simulator is used for the SAR and power measurements, spectrum plots for each RB allocation and offset configuration is not required.
3. Per KDB 941225 D05v02r05, start with the largest channel bandwidth and measure SAR for QPSK with 1 RB allocation, using the RB offset and required test channel combination with the highest maximum output power for RB offsets at the upper edge, middle and lower edge of each required test channel.
4. Per KDB 941225 D05v02r05, 50% RB allocation for QPSK SAR testing follows 1RB QPSK allocation procedure.
5. Per KDB 941225 D05v02r05, for QPSK with 100% RB allocation, SAR is not required when the highest maximum output power for 100 % RB allocation is less than the highest maximum output power in 50% and 1 RB allocations and the highest reported SAR for 1 RB and 50% RB allocation are ≤ 0.8 W/kg. Otherwise, SAR is measured for the highest output power channel; and if the reported SAR is > 1.45 W/kg, the remaining required test channels must also be tested.
6. Per KDB 941225 D05v02r05, 16QAM/64QAM output power for each RB allocation configuration is $>$ not $\frac{1}{2}$ dB higher than the same configuration in QPSK and the reported SAR for the QPSK configuration is ≤ 1.45 W/kg; Per KDB 941225 D05v02r05, 16QAM/64QAM SAR testing is not required.
7. Per KDB 941225 D05v02r05, smaller bandwidth output power for each RB allocation configuration is $>$ not $\frac{1}{2}$ dB higher than the same configuration in the largest supported bandwidth, and the reported SAR for the largest supported bandwidth is ≤ 1.45 W/kg; Per KDB 941225 D05v02r05, smaller bandwidth SAR testing is not required.
8. For LTE B4 / B5 / B12 / B17 / B71 the maximum bandwidth does not support three non-overlapping channels, per KDB 941225 D05v02r05, when a device supports overlapping channel assignment in a channel bandwidth configuration, the middle channel of the group of overlapping channels should be selected for testing.
9. LTE B17 / B2 / B5 / B4 / B38 SAR test was covered by B12 / B25 / B26 / B66 /B41; according to April 2015 TCB workshop, SAR test for overlapping LTE bands can be reduced if
 - a. the maximum output power, including tolerance, for the smaller band is \leq the larger band to qualify for the SAR test exclusion
 - b. the channel bandwidth and other operating parameters for the smaller band are fully supported by the larger band
10. According to 2017 TCB workshop, for 64 QAM and 16 QAM should be verified by checking the signal constellation with a call box to avoid incorrect maximum power levels due to MPR and other requirements associated with signal modulation, and the following figure is taken from the "Fundamental Measurement >> Modulation Analysis >> constellation" mode of the device connect to the MT8821C base station, therefore, the device 64QAM and 16QAM signal modulation are correct.



64QAM



16QAM



<Full Power Mode>

<LTE Band 2>

BW [MHz]	Modulation	RB Size	RB Offset	Power Low Ch. / Freq.	Power Middle Ch. / Freq.	Power High Ch. / Freq.	Tune-up limit (dBm)	MPR (dB)
Channel				18700	18900	19100		
Frequency (MHz)				1860	1880	1900		
20	QPSK	1	0	23.34	23.26	22.93	24	0
20	QPSK	1	49	22.97	22.88	22.85		
20	QPSK	1	99	23.01	23.03	22.85		
20	QPSK	50	0	22.48	22.42	22.26	23	1
20	QPSK	50	24	22.44	22.31	22.26		
20	QPSK	50	50	22.34	22.29	22.25		
20	QPSK	100	0	22.42	22.29	22.19	23	1
20	16QAM	1	0	22.73	22.64	22.45		
20	16QAM	1	49	22.45	22.28	22.39		
20	16QAM	1	99	22.49	22.42	22.29	22	2
20	16QAM	50	0	21.28	21.23	21.07		
20	16QAM	50	24	21.21	21.14	21.08		
20	16QAM	50	50	21.16	21.11	21.06	22	2
20	16QAM	100	0	21.16	21.09	20.98		
20	64QAM	1	0	21.42	21.33	20.98		
20	64QAM	1	49	21.12	21.10	20.96	22	2
20	64QAM	1	99	21.11	21.10	20.98		
20	64QAM	50	0	20.00	19.94	19.76		
20	64QAM	50	24	19.86	19.84	19.77	21	3
20	64QAM	50	50	19.81	19.70	19.78		
20	64QAM	100	0	19.99	19.87	19.74		



Channel				18675	18900	19125	Tune-up limit (dBm)	MPR (dB)
Frequency (MHz)				1857.5	1880	1902.5		
15	QPSK	1	0	23.16	23.09	23.05	24	0
15	QPSK	1	37	23.01	22.93	22.92		
15	QPSK	1	74	22.90	22.87	22.86		
15	QPSK	36	0	22.15	22.07	22.00	23	1
15	QPSK	36	20	22.10	21.95	22.00		
15	QPSK	36	39	22.03	21.91	21.92		
15	QPSK	75	0	22.08	21.98	21.96	23	1
15	16QAM	1	0	22.43	22.33	22.38		
15	16QAM	1	37	22.23	22.11	22.33		
15	16QAM	1	74	22.25	22.06	22.26	22	2
15	16QAM	36	0	21.25	21.15	21.05		
15	16QAM	36	20	21.11	21.07	21.12		
15	16QAM	36	39	21.10	21.04	21.04	22	2
15	16QAM	75	0	21.19	21.06	21.06		
15	64QAM	1	0	21.05	20.90	21.01		
15	64QAM	1	37	20.83	20.72	20.79	22	2
15	64QAM	1	74	20.79	20.68	20.71		
15	64QAM	36	0	20.00	19.85	19.89		
15	64QAM	36	20	19.91	19.81	19.85	21	3
15	64QAM	36	39	19.79	19.78	19.78		
15	64QAM	75	0	19.94	19.81	19.81		
Channel				18650	18900	19150	Tune-up limit (dBm)	MPR (dB)
Frequency (MHz)				1855	1880	1905		
10	QPSK	1	0	23.05	23.22	22.97	24	0
10	QPSK	1	25	23.02	22.94	22.96		
10	QPSK	1	49	23.27	23.09	22.83		
10	QPSK	25	0	22.37	22.31	22.21	23	1
10	QPSK	25	12	22.44	22.25	22.27		
10	QPSK	25	25	22.39	22.25	22.24		
10	QPSK	50	0	22.42	22.32	22.23	23	1
10	16QAM	1	0	22.83	22.72	22.41		
10	16QAM	1	25	22.56	22.44	22.33		
10	16QAM	1	49	22.67	22.57	22.33	22	2
10	16QAM	25	0	21.21	21.06	21.12		
10	16QAM	25	12	21.19	21.02	21.08		
10	16QAM	25	25	21.17	21.07	21.00	22	2
10	16QAM	50	0	21.20	21.02	21.08		
10	64QAM	1	0	21.43	21.37	21.12		
10	64QAM	1	25	21.20	21.10	21.08	22	2
10	64QAM	1	49	21.27	21.17	20.98		
10	64QAM	25	0	20.33	20.13	20.18		
10	64QAM	25	12	20.30	20.14	20.18	21	3
10	64QAM	25	25	20.22	20.04	20.16		
10	64QAM	50	0	20.29	20.11	20.10		



Channel				18625	18900	19175	Tune-up limit (dBm)	MPR (dB)
Frequency (MHz)				1852.5	1880	1907.5		
5	QPSK	1	0	23.03	22.91	22.95	24	0
5	QPSK	1	12	23.17	22.90	22.88		
5	QPSK	1	24	23.01	22.89	22.92		
5	QPSK	12	0	22.39	22.44	22.51	23	1
5	QPSK	12	7	22.20	22.58	22.50		
5	QPSK	12	13	22.10	22.58	22.50		
5	QPSK	25	0	22.00	22.08	21.99	23	1
5	16QAM	1	0	22.16	22.02	22.41		
5	16QAM	1	12	22.06	21.91	22.32		
5	16QAM	1	24	22.17	22.03	22.31	22	2
5	16QAM	12	0	21.87	21.71	21.61		
5	16QAM	12	7	21.70	21.71	21.61		
5	16QAM	12	13	21.70	21.73	21.66	22	2
5	16QAM	25	0	21.75	21.74	21.65		
5	64QAM	1	0	21.31	21.18	21.18		
5	64QAM	1	12	21.22	21.22	21.18	22	2
5	64QAM	1	24	21.22	21.28	21.23		
5	64QAM	12	0	20.30	20.18	20.13		
5	64QAM	12	7	20.20	20.28	20.13	21	3
5	64QAM	12	13	20.41	20.19	20.13		
5	64QAM	25	0	20.20	20.19	20.13		
Channel				18615	18900	19185	Tune-up limit (dBm)	MPR (dB)
Frequency (MHz)				1851.5	1880	1908.5		
3	QPSK	1	0	23.05	22.84	22.70	24	0
3	QPSK	1	8	22.94	22.88	22.82		
3	QPSK	1	14	22.97	22.81	22.83		
3	QPSK	8	0	22.11	21.95	21.9	23	1
3	QPSK	8	4	22.12	22	21.9		
3	QPSK	8	7	22.11	21.9	21.86		
3	QPSK	15	0	22.12	21.91	21.88	23	1
3	16QAM	1	0	22.34	22.13	22.14		
3	16QAM	1	8	22.25	22.11	22.49		
3	16QAM	1	14	22.19	22.15	22.04	22	2
3	16QAM	8	0	21.26	21.12	21.07		
3	16QAM	8	4	21.25	21.07	21.13		
3	16QAM	8	7	21.27	21.09	21.13	22	2
3	16QAM	15	0	21.09	21.03	21.19		
3	64QAM	1	0	21.09	21.03	20.99		
3	64QAM	1	8	21.09	20.96	20.99	22	2
3	64QAM	1	14	21.15	21.02	21.02		
3	64QAM	8	0	20.21	20.04	20.04		
3	64QAM	8	4	20.21	20.04	20.12	21	3
3	64QAM	8	7	20.21	20.04	19.97		
3	64QAM	15	0	20.24	20.07	20.09		



Channel				18607	18900	19193	Tune-up limit (dBm)	MPR (dB)
Frequency (MHz)				1850.7	1880	1909.3		
1.4	QPSK	1	0	22.97	22.84	22.74	24	0
1.4	QPSK	1	3	23.14	22.99	22.90		
1.4	QPSK	1	5	22.95	22.82	22.74		
1.4	QPSK	3	0	23.03	22.90	22.86		
1.4	QPSK	3	1	23.07	22.92	22.84		
1.4	QPSK	3	3	23.04	22.89	22.79		
1.4	QPSK	6	0	22.30	22.16	22.12	23	1
1.4	16QAM	1	0	22.46	22.34	22.31	23	1
1.4	16QAM	1	3	22.68	22.55	22.42		
1.4	16QAM	1	5	22.39	22.36	22.35		
1.4	16QAM	3	0	22.10	22.04	21.92		
1.4	16QAM	3	1	22.15	22.01	22.00		
1.4	16QAM	3	3	21.99	22.01	21.94		
1.4	16QAM	6	0	21.63	21.36	21.31	22	2
1.4	64QAM	1	0	20.94	21.09	21.01	22	2
1.4	64QAM	1	3	21.11	21.22	21.11		
1.4	64QAM	1	5	20.92	21.06	21.02		
1.4	64QAM	3	0	21.00	20.87	20.77		
1.4	64QAM	3	1	21.16	20.92	20.86		
1.4	64QAM	3	3	21.10	20.87	20.80		
1.4	64QAM	6	0	20.23	20.09	20.05	21	3



<LTE Band 4>

BW [MHz]	Modulation	RB Size	RB Offset	Power Low Ch. / Freq.	Power Middle Ch. / Freq.	Power High Ch. / Freq.	Tune-up limit (dBm)	MPR (dB)
Channel				20050	20175	20300		
Frequency (MHz)				1720	1732.5	1745		
20	QPSK	1	0	22.96	22.87	22.85	24	0
20	QPSK	1	49	22.82	22.71	22.60		
20	QPSK	1	99	22.81	22.63	22.57		
20	QPSK	50	0	21.95	21.90	21.81	23	1
20	QPSK	50	24	21.89	21.83	21.78		
20	QPSK	50	50	21.84	21.80	21.64		
20	QPSK	100	0	21.90	21.83	21.84		
20	16QAM	1	0	22.09	22.10	22.07	23	1
20	16QAM	1	49	21.94	21.94	21.73		
20	16QAM	1	99	21.94	21.75	21.61		
20	16QAM	50	0	21.03	20.97	20.89	22	2
20	16QAM	50	24	20.97	20.90	20.85		
20	16QAM	50	50	20.92	20.87	20.62		
20	16QAM	100	0	21.02	20.92	20.83		
20	64QAM	1	0	20.92	21.00	20.86	22	2
20	64QAM	1	49	20.83	20.82	20.52		
20	64QAM	1	99	20.81	20.83	20.51		
20	64QAM	50	0	20.21	20.14	20.02	21	3
20	64QAM	50	24	20.15	20.07	19.98		
20	64QAM	50	50	20.11	20.05	19.75		
20	64QAM	100	0	20.13	20.03	19.96		



Channel				20025	20175	20325	Tune-up limit (dBm)	MPR (dB)
Frequency (MHz)				1717.5	1732.5	1747.5		
15	QPSK	1	0	22.94	22.93	22.85	24	0
15	QPSK	1	37	22.78	22.71	22.53		
15	QPSK	1	74	22.84	22.67	22.59		
15	QPSK	36	0	21.99	21.87	21.85	23	1
15	QPSK	36	20	21.89	21.82	21.66		
15	QPSK	36	39	21.85	21.77	21.59		
15	QPSK	75	0	21.86	21.82	21.75	23	1
15	16QAM	1	0	22.26	22.18	22.31		
15	16QAM	1	37	22.12	21.97	21.88		
15	16QAM	1	74	22.20	22.00	21.92	22	2
15	16QAM	36	0	21.04	20.92	20.91		
15	16QAM	36	20	20.96	20.87	20.74		
15	16QAM	36	39	20.93	20.83	20.69	22	2
15	16QAM	75	0	20.98	20.93	20.84		
15	64QAM	1	0	20.95	20.96	20.93		
15	64QAM	1	37	20.80	20.76	20.63	22	2
15	64QAM	1	74	20.75	20.59	20.58		
15	64QAM	36	0	20.02	20.00	19.97		
15	64QAM	36	20	20.04	19.96	19.79	21	3
15	64QAM	36	39	20.01	19.91	19.72		
15	64QAM	75	0	20.09	20.04	19.94		
Channel				20000	20175	20350	Tune-up limit (dBm)	MPR (dB)
Frequency (MHz)				1715	1732.5	1750		
10	QPSK	1	0	22.91	22.86	22.68	24	0
10	QPSK	1	25	22.79	22.77	22.60		
10	QPSK	1	49	22.79	22.72	22.55		
10	QPSK	25	0	21.86	21.79	21.61	23	1
10	QPSK	25	12	21.91	21.76	21.64		
10	QPSK	25	25	21.83	21.70	21.57		
10	QPSK	50	0	21.84	21.81	21.62	23	1
10	16QAM	1	0	22.49	22.46	22.25		
10	16QAM	1	25	22.51	22.29	22.09		
10	16QAM	1	49	22.43	22.30	22.06	22	2
10	16QAM	25	0	20.98	20.92	20.77		
10	16QAM	25	12	21.04	20.89	20.70		
10	16QAM	25	25	20.96	20.92	20.74	22	2
10	16QAM	50	0	20.94	20.89	20.76		
10	64QAM	1	0	20.96	21.30	21.02		
10	64QAM	1	25	21.07	20.86	20.97	22	2
10	64QAM	1	49	20.87	20.87	20.95		
10	64QAM	25	0	20.10	20.06	19.88		
10	64QAM	25	12	20.15	20.03	19.81	21	3
10	64QAM	25	25	20.08	19.95	19.85		
10	64QAM	50	0	20.04	20.04	19.85		



Channel				19975	20175	20375	Tune-up limit (dBm)	MPR (dB)
Frequency (MHz)				1712.5	1732.5	1752.5		
5	QPSK	1	0	22.90	22.83	22.54	24	0
5	QPSK	1	12	22.82	22.77	22.45		
5	QPSK	1	24	22.87	22.73	22.47		
5	QPSK	12	0	21.83	21.86	21.59	23	1
5	QPSK	12	7	21.91	21.87	21.63		
5	QPSK	12	13	21.85	21.73	21.57		
5	QPSK	25	0	21.84	21.71	21.57	23	1
5	16QAM	1	0	22.49	22.43	21.99		
5	16QAM	1	12	22.41	22.37	22.01		
5	16QAM	1	24	22.48	22.44	22.07	22	2
5	16QAM	12	0	20.91	20.93	20.72		
5	16QAM	12	7	20.99	20.94	20.68		
5	16QAM	12	13	20.94	20.80	20.72	22	2
5	16QAM	25	0	21.01	20.86	20.73		
5	64QAM	1	0	21.38	20.99	21.04		
5	64QAM	1	12	21.27	20.98	21.05	22	2
5	64QAM	1	24	21.31	20.99	20.91		
5	64QAM	12	0	19.93	19.96	19.80		
5	64QAM	12	7	20.02	19.97	19.76	21	3
5	64QAM	12	13	19.96	19.93	19.70		
5	64QAM	25	0	20.12	19.91	19.69		
Channel				19965	20175	20385	Tune-up limit (dBm)	MPR (dB)
Frequency (MHz)				1711.5	1732.5	1753.5		
3	QPSK	1	0	22.82	22.75	22.57	24	0
3	QPSK	1	8	22.87	22.81	22.44		
3	QPSK	1	14	22.80	22.76	22.53		
3	QPSK	8	0	21.81	21.76	21.66	23	1
3	QPSK	8	4	21.84	21.78	21.60		
3	QPSK	8	7	21.87	21.71	21.55		
3	QPSK	15	0	21.84	21.78	21.58	23	1
3	16QAM	1	0	22.23	22.15	21.82		
3	16QAM	1	8	22.27	22.11	22.03		
3	16QAM	1	14	22.23	22.18	21.96	22	2
3	16QAM	8	0	20.95	20.86	20.72		
3	16QAM	8	4	20.97	20.94	20.76		
3	16QAM	8	7	20.92	20.95	20.70	22	2
3	16QAM	15	0	21.02	20.94	20.61		
3	64QAM	1	0	21.08	21.09	21.00		
3	64QAM	1	8	21.12	21.08	20.73	22	2
3	64QAM	1	14	21.21	21.16	20.71		
3	64QAM	8	0	20.12	20.03	19.96		
3	64QAM	8	4	20.15	20.07	19.99	21	3
3	64QAM	8	7	20.11	20.10	19.84		
3	64QAM	15	0	20.05	20.05	19.79		



Channel				19957	20175	20393	Tune-up limit (dBm)	MPR (dB)
Frequency (MHz)				1710.7	1732.5	1754.3		
1.4	QPSK	1	0	22.81	22.69	22.46	24	0
1.4	QPSK	1	3	22.85	22.75	22.63		
1.4	QPSK	1	5	22.70	22.71	22.41		
1.4	QPSK	3	0	22.82	22.71	22.55		
1.4	QPSK	3	1	22.84	22.75	22.55		
1.4	QPSK	3	3	22.81	22.72	22.55		
1.4	QPSK	6	0	21.85	21.73	21.59	23	1
1.4	16QAM	1	0	22.04	22.02	21.70	23	1
1.4	16QAM	1	3	22.06	21.97	21.77		
1.4	16QAM	1	5	22.02	21.92	21.65		
1.4	16QAM	3	0	21.96	21.86	21.62		
1.4	16QAM	3	1	22.01	21.92	21.64		
1.4	16QAM	3	3	21.98	21.89	21.66		
1.4	16QAM	6	0	20.98	20.94	20.72	22	2
1.4	64QAM	1	0	20.75	20.71	20.53	22	2
1.4	64QAM	1	3	20.86	20.77	20.59		
1.4	64QAM	1	5	20.74	20.64	20.50		
1.4	64QAM	3	0	20.74	20.63	20.42		
1.4	64QAM	3	1	20.79	20.69	20.44		
1.4	64QAM	3	3	20.75	20.66	20.62		
1.4	64QAM	6	0	19.78	19.73	19.43	21	3

<LTE Band 5>

BW [MHz]	Modulation	RB Size	RB Offset	Power Low Ch. / Freq.	Power Middle Ch. / Freq.	Power High Ch. / Freq.	Tune-up limit (dBm)	MPR (dB)
Channel				20450	20525	20600		
Frequency (MHz)				829	836.5	844		
10	QPSK	1	0	22.95	23.03	22.95	24	0
10	QPSK	1	25	22.95	23.05	22.81		
10	QPSK	1	49	23.11	22.91	22.84		
10	QPSK	25	0	22.06	22.22	22.18	23	1
10	QPSK	25	12	22.20	22.21	21.99		
10	QPSK	25	25	22.18	22.16	22.01		
10	QPSK	50	0	22.19	22.23	22.15		
10	16QAM	1	0	22.32	22.43	22.45	23	1
10	16QAM	1	25	22.33	22.50	22.26		
10	16QAM	1	49	22.38	22.38	22.20		
10	16QAM	25	0	21.24	21.36	21.20	22	2
10	16QAM	25	12	21.23	21.35	21.12		
10	16QAM	25	25	21.22	21.29	21.05		
10	16QAM	50	0	21.26	21.32	21.24		
10	64QAM	1	0	21.56	21.43	21.35	22	2
10	64QAM	1	25	21.57	21.37	21.24		
10	64QAM	1	49	21.58	21.33	21.24		
10	64QAM	25	0	20.52	20.67	20.54	21	3
10	64QAM	25	12	20.66	20.67	20.46		
10	64QAM	25	25	20.55	20.62	20.38		
10	64QAM	50	0	20.63	20.61	20.52		



Channel				20425	20525	20625	Tune-up limit (dBm)	MPR (dB)
Frequency (MHz)				826.5	836.5	846.5		
5	QPSK	1	0	23.07	23.07	23.03	24	0
5	QPSK	1	12	23.13	23.15	22.93		
5	QPSK	1	24	22.95	23.12	22.90		
5	QPSK	12	0	22.08	22.21	22.03	23	1
5	QPSK	12	7	22.13	22.28	21.95		
5	QPSK	12	13	22.06	22.22	21.93		
5	QPSK	25	0	22.07	22.23	21.95	23	1
5	16QAM	1	0	22.41	22.58	22.41		
5	16QAM	1	12	22.33	22.59	22.37		
5	16QAM	1	24	22.43	22.57	22.46	22	2
5	16QAM	12	0	21.16	21.32	21.03		
5	16QAM	12	7	21.15	21.29	21.05		
5	16QAM	12	13	21.08	21.19	21.03	22	2
5	16QAM	25	0	21.08	21.23	21.03		
5	64QAM	1	0	21.70	21.76	21.60		
5	64QAM	1	12	21.64	21.79	21.54	22	2
5	64QAM	1	24	21.59	21.82	21.51		
5	64QAM	12	0	20.48	20.69	20.41		
5	64QAM	12	7	20.53	20.66	20.43	21	3
5	64QAM	12	13	20.46	20.60	20.40		
5	64QAM	25	0	20.46	20.59	20.39		
Channel				20415	20525	20635	Tune-up limit (dBm)	MPR (dB)
Frequency (MHz)				825.5	836.5	847.5		
3	QPSK	1	0	22.84	23.13	22.76	24	0
3	QPSK	1	8	22.95	22.92	22.80		
3	QPSK	1	14	22.98	23.07	22.78		
3	QPSK	8	0	21.98	22.15	21.89	23	1
3	QPSK	8	4	22.10	22.17	21.89		
3	QPSK	8	7	22.05	22.17	21.82		
3	QPSK	15	0	22.08	22.16	21.80	23	1
3	16QAM	1	0	22.34	22.50	22.25		
3	16QAM	1	8	22.22	22.46	22.13		
3	16QAM	1	14	22.23	22.31	22.19	22	2
3	16QAM	8	0	21.04	21.22	20.95		
3	16QAM	8	4	21.18	21.22	20.95		
3	16QAM	8	7	21.02	21.15	20.89	22	2
3	16QAM	15	0	21.13	21.23	20.98		
3	64QAM	1	0	21.25	21.40	21.15		
3	64QAM	1	8	21.46	21.31	21.08	22	2
3	64QAM	1	14	21.50	21.45	21.15		
3	64QAM	8	0	20.41	20.59	20.33		
3	64QAM	8	4	20.44	20.61	20.33	21	3
3	64QAM	8	7	20.39	20.60	20.26		
3	64QAM	15	0	20.52	20.58	20.32		



Channel				20407	20525	20643	Tune-up limit (dBm)	MPR (dB)
Frequency (MHz)				824.7	836.5	848.3		
1.4	QPSK	1	0	23.01	23.23	22.87	24	0
1.4	QPSK	1	3	23.09	23.17	22.93		
1.4	QPSK	1	5	22.99	23.12	22.86		
1.4	QPSK	3	0	23.08	23.22	22.97		
1.4	QPSK	3	1	23.11	23.26	22.91		
1.4	QPSK	3	3	23.14	23.23	22.89		
1.4	QPSK	6	0	22.15	22.25	21.94	23	1
1.4	16QAM	1	0	22.16	22.26	22.09	23	1
1.4	16QAM	1	3	22.27	22.33	22.09		
1.4	16QAM	1	5	22.16	22.27	22.02		
1.4	16QAM	3	0	22.08	22.11	21.84		
1.4	16QAM	3	1	22.10	22.15	21.89		
1.4	16QAM	3	3	22.03	22.11	21.86		
1.4	16QAM	6	0	21.28	21.30	21.06	22	2
1.4	64QAM	1	0	21.59	21.69	21.22	22	2
1.4	64QAM	1	3	21.68	21.53	21.49		
1.4	64QAM	1	5	21.59	21.69	21.24		
1.4	64QAM	3	0	21.56	21.59	21.24		
1.4	64QAM	3	1	21.58	21.64	21.20		
1.4	64QAM	3	3	21.51	21.59	21.17		
1.4	64QAM	6	0	20.57	20.57	20.29	21	3



<LTE Band 7>

BW [MHz]	Modulation	RB Size	RB Offset	Power Low Ch. / Freq.	Power Middle Ch. / Freq.	Power High Ch. / Freq.	Tune-up limit (dBm)	MPR (dB)
Channel				20850	21100	21350		
Frequency (MHz)				2510	2535	2560		
20	QPSK	1	0	22.70	23.06	22.91	24	0
20	QPSK	1	49	22.74	22.80	22.89		
20	QPSK	1	99	22.74	22.92	23.05		
20	QPSK	50	0	21.88	22.02	21.82	23	1
20	QPSK	50	24	21.98	21.83	21.98		
20	QPSK	50	50	21.85	21.87	22.00		
20	QPSK	100	0	21.87	22.03	21.92		
20	16QAM	1	0	21.88	21.92	22.34	23	1
20	16QAM	1	49	21.99	21.99	22.26		
20	16QAM	1	99	22.24	21.91	22.34		
20	16QAM	50	0	20.92	20.88	21.02	22	2
20	16QAM	50	24	21.00	20.98	21.08		
20	16QAM	50	50	20.99	20.94	21.10		
20	16QAM	100	0	21.00	20.88	21.08		
20	64QAM	1	0	20.87	21.09	20.96	22	2
20	64QAM	1	49	20.77	21.15	20.95		
20	64QAM	1	99	20.89	20.85	21.08		
20	64QAM	50	0	19.72	19.59	19.74	21	3
20	64QAM	50	24	19.68	19.68	19.74		
20	64QAM	50	50	19.54	19.69	19.74		
20	64QAM	100	0	19.57	19.63	19.75		



Channel				20825	21100	21375	Tune-up limit (dBm)	MPR (dB)
Frequency (MHz)				2507.5	2535	2562.5		
15	QPSK	1	0	22.84	22.73	22.91	24	0
15	QPSK	1	37	22.65	22.73	22.92		
15	QPSK	1	74	22.74	22.83	22.92		
15	QPSK	36	0	21.81	21.89	21.99	23	1
15	QPSK	36	20	21.90	21.90	21.99		
15	QPSK	36	39	21.89	21.84	22.02		
15	QPSK	75	0	21.93	21.90	21.97	23	1
15	16QAM	1	0	22.00	22.18	22.08		
15	16QAM	1	37	22.13	22.15	22.49		
15	16QAM	1	74	22.04	22.02	22.10	22	2
15	16QAM	36	0	20.86	20.92	21.00		
15	16QAM	36	20	20.95	20.94	21.11		
15	16QAM	36	39	20.84	20.89	21.04	22	2
15	16QAM	75	0	21.00	20.95	21.10		
15	64QAM	1	0	20.64	20.89	20.97		
15	64QAM	1	37	20.72	20.88	20.81	21	3
15	64QAM	1	74	20.96	20.83	20.86		
15	64QAM	36	0	19.78	19.88	20.06		
15	64QAM	36	20	19.91	19.91	20.03	21	3
15	64QAM	36	39	19.77	19.82	20.00		
15	64QAM	75	0	19.91	19.84	20.05		
Channel				20800	21100	21400	Tune-up limit (dBm)	MPR (dB)
Frequency (MHz)				2505	2535	2565		
10	QPSK	1	0	22.82	22.76	22.80	24	0
10	QPSK	1	25	22.71	22.80	23.00		
10	QPSK	1	49	22.75	22.80	22.95		
10	QPSK	25	0	21.87	21.82	21.99	23	1
10	QPSK	25	12	21.79	21.91	22.01		
10	QPSK	25	25	21.86	21.82	22.01		
10	QPSK	50	0	21.91	21.82	21.95	23	1
10	16QAM	1	0	21.92	22.23	22.03		
10	16QAM	1	25	21.85	21.87	22.30		
10	16QAM	1	49	22.11	21.93	22.02	22	2
10	16QAM	25	0	20.83	20.88	21.04		
10	16QAM	25	12	20.91	20.98	21.00		
10	16QAM	25	25	21.01	20.91	21.04	22	2
10	16QAM	50	0	20.88	20.91	21.12		
10	64QAM	1	0	20.84	21.12	21.05		
10	64QAM	1	25	21.10	20.88	20.92	21	3
10	64QAM	1	49	20.91	20.78	20.77		
10	64QAM	25	0	19.77	19.84	20.03		
10	64QAM	25	12	19.78	19.80	20.00	21	3
10	64QAM	25	25	19.88	19.90	19.96		
10	64QAM	50	0	19.93	19.86	19.99		



Channel				20775	21100	21425	Tune-up limit (dBm)	MPR (dB)
Frequency (MHz)				2502.5	2535	2567.5		
5	QPSK	1	0	22.78	22.86	22.91	24	0
5	QPSK	1	12	22.79	22.85	22.94		
5	QPSK	1	24	22.83	22.76	22.88		
5	QPSK	12	0	21.76	21.78	21.94	23	1
5	QPSK	12	7	21.83	21.79	22.01		
5	QPSK	12	13	21.84	21.76	22.04		
5	QPSK	25	0	21.75	21.88	22.03		
5	16QAM	1	0	21.86	22.23	22.12	23	1
5	16QAM	1	12	21.77	21.88	22.17		
5	16QAM	1	24	22.03	21.79	22.00		
5	16QAM	12	0	20.85	20.95	21.07	22	2
5	16QAM	12	7	20.98	21.00	21.17		
5	16QAM	12	13	20.75	20.82	21.03		
5	16QAM	25	0	20.78	20.96	21.11		
5	64QAM	1	0	20.85	20.82	21.10	22	2
5	64QAM	1	12	20.83	20.93	21.20		
5	64QAM	1	24	20.77	20.84	21.03		
5	64QAM	12	0	19.73	19.78	19.93	21	3
5	64QAM	12	7	19.83	19.80	20.05		
5	64QAM	12	13	19.79	19.92	20.09		
5	64QAM	25	0	19.84	19.85	20.00		



<LTE Band 12>

BW [MHz]	Modulation	RB Size	RB Offset	Power Low Ch. / Freq.	Power Middle Ch. / Freq.	Power High Ch. / Freq.	Tune-up limit (dBm)	MPR (dB)
Channel				23060	23095	23130		
Frequency (MHz)				704	707.5	711		
10	QPSK	1	0	22.89	23.09	22.83	24	0
10	QPSK	1	25	22.79	23.02	22.89		
10	QPSK	1	49	22.88	22.93	22.89		
10	QPSK	25	0	22.09	22.23	22.12	23	1
10	QPSK	25	12	22.18	22.20	22.20		
10	QPSK	25	25	22.22	22.21	22.13		
10	QPSK	50	0	22.11	22.23	22.14		
10	16QAM	1	0	22.37	22.34	22.39	23	1
10	16QAM	1	25	22.29	22.40	22.33		
10	16QAM	1	49	22.45	22.40	22.29		
10	16QAM	25	0	20.85	21.04	21.00	22	2
10	16QAM	25	12	20.97	21.12	20.96		
10	16QAM	25	25	21.00	21.10	20.92		
10	16QAM	50	0	21.02	21.04	20.97		
10	64QAM	1	0	21.22	21.30	21.24	22	2
10	64QAM	1	25	21.24	21.35	21.32		
10	64QAM	1	49	21.32	21.35	21.24		
10	64QAM	25	0	19.91	19.95	20.06	21	3
10	64QAM	25	12	20.02	20.06	20.02		
10	64QAM	25	25	20.05	20.05	19.97		
10	64QAM	50	0	20.03	20.05	19.98		



Channel				23035	23095	23155	Tune-up limit (dBm)	MPR (dB)
Frequency (MHz)				701.5	707.5	713.5		
5	QPSK	1	0	22.92	22.94	22.93	24	0
5	QPSK	1	12	22.83	23.08	22.89		
5	QPSK	1	24	22.75	23.01	22.95		
5	QPSK	12	0	22.13	22.14	22.17	23	1
5	QPSK	12	7	22.08	22.19	22.13		
5	QPSK	12	13	22.04	22.17	22.09		
5	QPSK	25	0	22.11	22.20	22.16	23	1
5	16QAM	1	0	22.02	22.01	22.07		
5	16QAM	1	12	21.97	22.04	21.94		
5	16QAM	1	24	21.97	22.05	21.97	22	2
5	16QAM	12	0	20.97	21.09	21.02		
5	16QAM	12	7	21.03	21.13	20.97		
5	16QAM	12	13	20.99	21.11	21.04	22	2
5	16QAM	25	0	20.97	21.07	20.95		
5	64QAM	1	0	21.03	21.03	21.02		
5	64QAM	1	12	20.99	21.06	21.06	22	2
5	64QAM	1	24	20.99	20.98	20.99		
5	64QAM	12	0	20.12	20.25	20.17		
5	64QAM	12	7	20.17	20.18	20.12	21	3
5	64QAM	12	13	20.13	20.17	20.08		
5	64QAM	25	0	20.18	20.28	20.16		
Channel				23025	23095	23165	Tune-up limit (dBm)	MPR (dB)
Frequency (MHz)				700.5	707.5	714.5		
3	QPSK	1	0	22.84	22.82	22.78	24	0
3	QPSK	1	8	22.84	22.86	22.75		
3	QPSK	1	14	22.80	22.94	22.81		
3	QPSK	8	0	22.07	22.13	22.07	23	1
3	QPSK	8	4	22.08	22.20	22.01		
3	QPSK	8	7	22.03	22.13	22.00		
3	QPSK	15	0	22.05	22.09	22.07	23	1
3	16QAM	1	0	22.18	22.36	22.32		
3	16QAM	1	8	22.15	22.22	22.32		
3	16QAM	1	14	22.24	22.34	22.25	22	2
3	16QAM	8	0	20.96	20.96	20.95		
3	16QAM	8	4	20.95	21.13	21.02		
3	16QAM	8	7	20.90	21.11	20.90	22	2
3	16QAM	15	0	20.79	21.04	20.90		
3	64QAM	1	0	21.00	21.18	21.24		
3	64QAM	1	8	21.23	21.30	21.17	22	2
3	64QAM	1	14	20.94	21.21	21.21		
3	64QAM	8	0	20.10	20.28	20.11		
3	64QAM	8	4	20.15	20.18	20.07	21	3
3	64QAM	8	7	20.06	20.17	20.06		
3	64QAM	15	0	20.09	20.15	20.21		



Channel				23017	23095	23173	Tune-up limit (dBm)	MPR (dB)
Frequency (MHz)				699.7	707.5	715.3		
1.4	QPSK	1	0	22.81	22.90	22.86	24	0
1.4	QPSK	1	3	22.89	22.94	22.84		
1.4	QPSK	1	5	22.81	22.85	22.85		
1.4	QPSK	3	0	22.86	22.99	22.80		
1.4	QPSK	3	1	23.05	23.03	22.89		
1.4	QPSK	3	3	22.98	22.98	22.98		
1.4	QPSK	6	0	21.86	22.00	21.90	23	1
1.4	16QAM	1	0	22.06	22.03	22.31	23	1
1.4	16QAM	1	3	22.13	22.09	22.42		
1.4	16QAM	1	5	21.96	22.30	22.28		
1.4	16QAM	3	0	22.03	21.98	21.88		
1.4	16QAM	3	1	22.03	22.12	21.97		
1.4	16QAM	3	3	21.98	21.98	22.05		
1.4	16QAM	6	0	21.09	21.20	21.13	22	2
1.4	64QAM	1	0	20.87	20.85	20.96	22	2
1.4	64QAM	1	3	20.93	21.04	20.93		
1.4	64QAM	1	5	20.78	20.95	20.92		
1.4	64QAM	3	0	20.81	21.05	20.86		
1.4	64QAM	3	1	20.81	21.10	20.94		
1.4	64QAM	3	3	20.76	20.77	20.90		
1.4	64QAM	6	0	19.88	20.04	19.97	21	3

<LTE Band 13>

BW [MHz]	Modulation	RB Size	RB Offset	Power Low Ch. / Freq.	Power Middle Ch. / Freq.	Power High Ch. / Freq.	Tune-up limit (dBm)	MPR (dB)
Channel				23230				
Frequency (MHz)				782				
10	QPSK	1	0		22.91		24	0
10	QPSK	1	25		22.82			
10	QPSK	1	49		22.58			
10	QPSK	25	0		21.91		23	1
10	QPSK	25	12		21.89			
10	QPSK	25	25		21.81			
10	QPSK	50	0		21.87		23	1
10	16QAM	1	0		21.79			
10	16QAM	1	25		21.87			
10	16QAM	1	49		21.69		22	2
10	16QAM	25	0		21.14			
10	16QAM	25	12		21.24			
10	16QAM	25	25		21.16		22	2
10	16QAM	50	0		21.16			
10	64QAM	1	0		21.37			
10	64QAM	1	25		21.46		22	2
10	64QAM	1	49		21.28			
10	64QAM	25	0		20.25			
10	64QAM	25	12		20.25		21	3
10	64QAM	25	25		20.27			
10	64QAM	50	0		20.26			



Channel				23205	23230	23255	Tune-up limit (dBm)	MPR (dB)
Frequency (MHz)				779.5	782	784.5		
5	QPSK	1	0	22.90	22.78	22.70	24	0
5	QPSK	1	12	22.82	22.87	22.57		
5	QPSK	1	24	22.90	22.80	22.61		
5	QPSK	12	0	21.87	21.79	21.90	23	1
5	QPSK	12	7	21.89	21.89	21.78		
5	QPSK	12	13	21.78	21.75	21.77		
5	QPSK	25	0	21.92	21.80	21.77	23	1
5	16QAM	1	0	21.93	22.03	22.07		
5	16QAM	1	12	21.99	21.93	21.91		
5	16QAM	1	24	21.96	22.04	21.84	22	2
5	16QAM	12	0	21.21	21.16	21.13		
5	16QAM	12	7	21.15	21.19	21.13		
5	16QAM	12	13	21.19	21.14	21.02	22	2
5	16QAM	25	0	21.20	21.17	21.09		
5	64QAM	1	0	21.38	21.25	21.20		
5	64QAM	1	12	21.42	21.35	21.05	22	2
5	64QAM	1	24	21.39	21.17	20.99		
5	64QAM	12	0	20.27	20.24	20.20		
5	64QAM	12	7	20.30	20.24	20.20	21	3
5	64QAM	12	13	20.33	20.27	20.08		
5	64QAM	25	0	20.31	20.23	20.22		



<LTE Band 14>

BW [MHz]	Modulation	RB Size	RB Offset	Power Low Ch. / Freq.	Power Middle Ch. / Freq.	Power High Ch. / Freq.	Tune-up limit (dBm)	MPR (dB)
Channel				23330				
Frequency (MHz)				793				
10	QPSK	1	0		22.74		24	0
10	QPSK	1	25		22.63			
10	QPSK	1	49		22.55			
10	QPSK	25	0		21.81		23	1
10	QPSK	25	12		21.77			
10	QPSK	25	25		21.68			
10	QPSK	50	0		21.79		23	1
10	16QAM	1	0		21.84			
10	16QAM	1	25		21.84			
10	16QAM	1	49		21.87		22	2
10	16QAM	25	0		20.99			
10	16QAM	25	12		20.96			
10	16QAM	25	25		20.97		22	2
10	16QAM	50	0		21.02			
10	64QAM	1	0		21.28			
10	64QAM	1	25		21.13		22	2
10	64QAM	1	49		21.14			
10	64QAM	25	0		20.25			
10	64QAM	25	12		20.23		21	3
10	64QAM	25	25		20.24			
10	64QAM	50	0		20.30			



Channel				23305	23330	23355	Tune-up limit (dBm)	MPR (dB)
Frequency (MHz)				790.5	793	795.5		
5	QPSK	1	0	22.67	22.73	22.69	24	0
5	QPSK	1	12	22.67	22.58	22.59		
5	QPSK	1	24	22.56	22.67	22.66		
5	QPSK	12	0	21.71	21.70	21.75	23	1
5	QPSK	12	7	21.78	21.71	21.69		
5	QPSK	12	13	21.80	21.72	21.68		
5	QPSK	25	0	21.69	21.75	21.79		
5	16QAM	1	0	22.26	22.28	22.09	23	1
5	16QAM	1	12	22.25	22.15	22.17		
5	16QAM	1	24	22.16	22.12	22.24		
5	16QAM	12	0	20.97	21.09	21.06	22	2
5	16QAM	12	7	21.14	21.01	21.09		
5	16QAM	12	13	21.07	21.02	20.99		
5	16QAM	25	0	21.06	21.02	20.98		
5	64QAM	1	0	21.35	21.32	21.19	22	2
5	64QAM	1	12	21.33	21.19	21.21		
5	64QAM	1	24	21.29	21.27	21.23		
5	64QAM	12	0	20.16	20.30	20.18	21	3
5	64QAM	12	7	20.35	20.32	20.21		
5	64QAM	12	13	20.27	20.24	20.19		
5	64QAM	25	0	20.31	20.30	20.26		



<LTE Band 17>

BW [MHz]	Modulation	RB Size	RB Offset	Power Low Ch. / Freq.	Power Middle Ch. / Freq.	Power High Ch. / Freq.	Tune-up limit (dBm)	MPR (dB)
Channel				23780	23790	23800		
Frequency (MHz)				709	710	711		
10	QPSK	1	0	22.88	22.90	22.80	24	0
10	QPSK	1	25	22.81	22.78	22.78		
10	QPSK	1	49	22.84	22.77	22.76		
10	QPSK	25	0	21.95	21.94	21.89	23	1
10	QPSK	25	12	21.95	21.86	21.93		
10	QPSK	25	25	21.95	21.85	21.88		
10	16QAM	1	0	22.46	22.37	22.35	23	1
10	16QAM	1	25	22.30	22.35	22.27		
10	16QAM	1	49	22.34	22.28	22.26		
10	16QAM	25	0	21.05	21.04	21.05	22	2
10	16QAM	25	12	21.03	21.04	21.00		
10	16QAM	25	25	21.04	21.03	20.96		
10	16QAM	50	0	21.09	20.95	20.97	22	2
10	64QAM	1	0	21.32	21.33	21.31		
10	64QAM	1	25	21.28	21.23	20.86		
10	64QAM	1	49	21.32	21.25	20.86	21	3
10	64QAM	25	0	20.03	20.02	19.91		
10	64QAM	25	12	20.00	20.00	19.93		
10	64QAM	25	25	20.01	20.00	19.89	21	3
10	64QAM	50	0	20.05	19.89	19.88		



Channel				23755	23790	23825	Tune-up limit (dBm)	MPR (dB)
Frequency (MHz)				706.5	710	713.5		
5	QPSK	1	0	22.86	22.72	22.68	24	0
5	QPSK	1	12	22.81	22.66	22.69		
5	QPSK	1	24	22.71	22.76	22.65		
5	QPSK	12	0	21.93	21.95	21.81	23	1
5	QPSK	12	7	22.01	21.88	21.87		
5	QPSK	12	13	21.92	21.92	21.82		
5	QPSK	25	0	21.92	21.81	21.80	23	1
5	16QAM	1	0	22.09	21.96	22.07		
5	16QAM	1	12	22.08	21.99	22.01		
5	16QAM	1	24	22.08	22.08	21.95	22	2
5	16QAM	12	0	21.07	20.91	20.77		
5	16QAM	12	7	21.03	20.84	20.82		
5	16QAM	12	13	20.96	20.89	20.79	22	2
5	16QAM	25	0	21.00	20.96	20.92		
5	64QAM	1	0	21.01	20.68	20.71		
5	64QAM	1	12	20.90	20.64	20.65	22	2
5	64QAM	1	24	20.69	20.96	20.61		
5	64QAM	12	0	19.92	19.97	20.02		
5	64QAM	12	7	19.99	20.04	19.98	21	3
5	64QAM	12	13	20.01	19.95	19.94		
5	64QAM	25	0	19.92	19.97	19.91		



<LTE Band 25>

BW [MHz]	Modulation	RB Size	RB Offset	Power Low Ch. / Freq.	Power Middle Ch. / Freq.	Power High Ch. / Freq.	Tune-up limit (dBm)	MPR (dB)
Channel				26140	26340	26590		
Frequency (MHz)				1860	1880	1905		
20	QPSK	1	0	23.25	23.32	22.92	24	0
20	QPSK	1	49	22.99	22.86	22.91		
20	QPSK	1	99	23.02	22.98	22.86		
20	QPSK	50	0	22.10	22.29	22.05	23	1
20	QPSK	50	24	22.16	22.07	22.01		
20	QPSK	50	50	22.18	22.00	21.96		
20	QPSK	100	0	22.11	22.16	22.12		
20	16QAM	1	0	22.62	22.62	22.37	23	1
20	16QAM	1	49	22.36	22.21	22.31		
20	16QAM	1	99	22.39	22.37	22.39		
20	16QAM	50	0	21.36	21.25	21.15	22	2
20	16QAM	50	24	21.37	21.16	21.22		
20	16QAM	50	50	21.26	21.08	21.19		
20	16QAM	100	0	21.29	21.17	21.21		
20	64QAM	1	0	21.50	21.51	21.43	22	2
20	64QAM	1	49	21.35	21.20	21.43		
20	64QAM	1	99	21.29	21.50	21.39		
20	64QAM	50	0	20.32	20.32	20.21	21	3
20	64QAM	50	24	20.43	20.23	20.18		
20	64QAM	50	50	20.33	20.16	20.25		
20	64QAM	100	0	20.33	20.32	20.29		



Channel				26115	26340	26615	Tune-up limit (dBm)	MPR (dB)
Frequency (MHz)				1857.5	1880	1907.5		
15	QPSK	1	0	23.04	23.02	22.93	24	0
15	QPSK	1	37	22.92	22.75	22.73		
15	QPSK	1	74	22.91	22.75	22.72		
15	QPSK	36	0	22.24	22.15	22.17	23	1
15	QPSK	36	20	22.27	22.13	22.10		
15	QPSK	36	39	22.19	22.01	22.02		
15	QPSK	75	0	22.14	22.12	22.03	23	1
15	16QAM	1	0	22.62	22.62	22.16		
15	16QAM	1	37	22.53	22.37	22.13		
15	16QAM	1	74	22.43	22.37	22.17	22	2
15	16QAM	36	0	21.11	21.01	21.05		
15	16QAM	36	20	21.15	20.93	21.00		
15	16QAM	36	39	21.08	20.90	20.93	22	2
15	16QAM	75	0	21.03	20.91	20.99		
15	64QAM	1	0	21.66	21.27	21.25		
15	64QAM	1	37	21.53	21.21	21.18	22	2
15	64QAM	1	74	21.51	21.36	21.17		
15	64QAM	36	0	20.20	20.11	20.01		
15	64QAM	36	20	20.25	20.01	20.04	21	3
15	64QAM	36	39	20.17	19.98	19.97		
15	64QAM	75	0	20.12	19.96	19.96		
Channel				26090	26340	26640	Tune-up limit (dBm)	MPR (dB)
Frequency (MHz)				1855	1880	1910		
10	QPSK	1	0	23.23	23.24	22.75	24	0
10	QPSK	1	25	23.08	22.76	22.91		
10	QPSK	1	49	23.21	22.96	22.90		
10	QPSK	25	0	22.03	21.88	21.79	23	1
10	QPSK	25	12	22.10	21.82	21.82		
10	QPSK	25	25	22.06	21.87	21.79		
10	QPSK	50	0	21.88	21.85	21.81	23	1
10	16QAM	1	0	22.35	22.38	22.07		
10	16QAM	1	25	22.12	22.01	21.93		
10	16QAM	1	49	22.30	22.16	21.97	22	2
10	16QAM	25	0	21.10	21.06	20.89		
10	16QAM	25	12	21.23	20.94	20.92		
10	16QAM	25	25	21.12	20.89	20.91	22	2
10	16QAM	50	0	21.02	20.90	20.98		
10	64QAM	1	0	21.44	21.47	21.14		
10	64QAM	1	25	21.32	21.11	21.01	22	2
10	64QAM	1	49	21.37	21.25	21.09		
10	64QAM	25	0	20.21	20.05	19.93		
10	64QAM	25	12	20.29	20.06	19.97	21	3
10	64QAM	25	25	20.18	19.94	19.85		
10	64QAM	50	0	20.05	19.96	19.88		



Channel				26065	26340	26665	Tune-up limit (dBm)	MPR (dB)
Frequency (MHz)				1852.5	1880	1912.5		
5	QPSK	1	0	22.95	22.90	22.77	24	0
5	QPSK	1	12	23.08	22.79	22.82		
5	QPSK	1	24	23.02	22.78	22.74		
5	QPSK	12	0	22.13	22.01	21.92	23	1
5	QPSK	12	7	22.19	22.04	21.95		
5	QPSK	12	13	22.11	21.96	21.98		
5	QPSK	25	0	22.15	22.02	22.00	23	1
5	16QAM	1	0	22.15	22.13	21.86		
5	16QAM	1	12	22.09	21.82	21.94		
5	16QAM	1	24	22.14	21.90	21.95	22	2
5	16QAM	12	0	21.02	20.91	20.91		
5	16QAM	12	7	21.00	20.86	20.85		
5	16QAM	12	13	21.03	20.89	20.88	22	2
5	16QAM	25	0	21.06	20.94	20.92		
5	64QAM	1	0	21.19	21.19	21.00		
5	64QAM	1	12	21.22	21.07	21.07	22	2
5	64QAM	1	24	21.18	21.05	21.09		
5	64QAM	12	0	20.22	20.20	20.20		
5	64QAM	12	7	20.29	20.15	20.14	21	3
5	64QAM	12	13	20.31	20.17	20.09		
5	64QAM	25	0	20.31	20.09	20.16		
Channel				26055	26340	26675	Tune-up limit (dBm)	MPR (dB)
Frequency (MHz)				1851.5	1880	1913.5		
3	QPSK	1	0	22.77	22.82	22.67	24	0
3	QPSK	1	8	22.74	22.66	22.76		
3	QPSK	1	14	22.86	22.73	22.69		
3	QPSK	8	0	22.16	22.01	22.00	23	1
3	QPSK	8	4	22.15	22.00	22.02		
3	QPSK	8	7	22.16	22.00	22.05		
3	QPSK	15	0	22.15	22.01	21.96	23	1
3	16QAM	1	0	22.13	22.10	22.29		
3	16QAM	1	8	22.14	22.35	22.42		
3	16QAM	1	14	22.17	22.02	22.36	22	2
3	16QAM	8	0	21.09	20.94	20.91		
3	16QAM	8	4	21.08	20.95	21.07		
3	16QAM	8	7	21.10	20.96	20.96	22	2
3	16QAM	15	0	21.03	20.80	20.90		
3	64QAM	1	0	20.98	20.97	20.95		
3	64QAM	1	8	20.96	20.82	21.02	22	2
3	64QAM	1	14	21.00	20.86	21.02		
3	64QAM	8	0	20.01	19.93	19.87		
3	64QAM	8	4	20.03	19.89	20.03	21	3
3	64QAM	8	7	20.02	19.90	20.05		
3	64QAM	15	0	20.05	19.92	19.93		



Channel				26047	26340	26683	Tune-up limit (dBm)	MPR (dB)
Frequency (MHz)				1850.7	1880	1914.3		
1.4	QPSK	1	0	22.80	22.65	22.77	24	0
1.4	QPSK	1	3	22.83	22.77	22.81		
1.4	QPSK	1	5	22.76	22.62	22.65		
1.4	QPSK	3	0	22.88	22.75	22.69		
1.4	QPSK	3	1	22.91	22.77	22.78		
1.4	QPSK	3	3	22.87	22.74	22.68		
1.4	QPSK	6	0	22.03	21.91	21.99	23	1
1.4	16QAM	1	0	22.16	21.95	22.01	23	1
1.4	16QAM	1	3	22.22	22.10	22.18		
1.4	16QAM	1	5	22.06	21.94	22.04		
1.4	16QAM	3	0	22.03	21.92	21.93		
1.4	16QAM	3	1	22.07	21.96	21.95		
1.4	16QAM	3	3	22.02	21.91	21.93		
1.4	16QAM	6	0	21.01	20.89	20.94	22	2
1.4	64QAM	1	0	21.11	20.90	20.93	22	2
1.4	64QAM	1	3	21.14	21.02	20.97		
1.4	64QAM	1	5	21.01	20.89	20.79		
1.4	64QAM	3	0	21.17	21.07	21.06		
1.4	64QAM	3	1	21.20	21.09	20.97		
1.4	64QAM	3	3	21.13	21.03	20.95		
1.4	64QAM	6	0	19.99	19.88	19.97	21	3



<LTE Band 26>

BW [MHz]	Modulation	RB Size	RB Offset	Power Low Ch. / Freq.	Power Middle Ch. / Freq.	Power High Ch. / Freq.	Tune-up limit (dBm)	MPR (dB)
Channel				26765	26865	26965		
Frequency (MHz)				821.5	831.5	841.5		
15	QPSK	1	0	23.28	23.28	23.13	24	0
15	QPSK	1	37	23.11	23.04	23.12		
15	QPSK	1	74	23.12	23.02	23.05		
15	QPSK	36	0	22.27	22.16	22.17	23	1
15	QPSK	36	20	22.26	22.20	22.25		
15	QPSK	36	39	22.17	22.17	22.20		
15	QPSK	75	0	22.23	22.20	22.09		
15	16QAM	1	0	22.39	22.50	22.39	23	1
15	16QAM	1	37	22.51	22.23	22.45		
15	16QAM	1	74	22.53	22.09	22.40		
15	16QAM	36	0	21.29	21.20	21.22	22	2
15	16QAM	36	20	21.33	21.35	21.32		
15	16QAM	36	39	21.33	21.25	21.24		
15	16QAM	75	0	21.28	21.25	21.21		
15	64QAM	1	0	21.52	21.38	21.49	22	2
15	64QAM	1	37	21.46	21.12	21.51		
15	64QAM	1	74	21.51	21.54	21.33		
15	64QAM	36	0	20.41	20.38	20.44	21	3
15	64QAM	36	20	20.45	20.43	20.42		
15	64QAM	36	39	20.38	20.36	20.35		
15	64QAM	75	0	20.44	20.41	20.40		



Channel				26740	26865	26990	Tune-up limit (dBm)	MPR (dB)
Frequency (MHz)				819	831.5	844		
10	QPSK	1	0	23.10	23.05	23.13	24	0
10	QPSK	1	25	23.06	23.09	23.08		
10	QPSK	1	49	23.15	23.17	23.00		
10	QPSK	25	0	22.10	22.18	22.15	23	1
10	QPSK	25	12	22.14	22.24	22.15		
10	QPSK	25	25	22.21	22.13	22.07		
10	QPSK	50	0	22.25	22.20	22.14	23	1
10	16QAM	1	0	22.29	22.20	22.12		
10	16QAM	1	25	22.24	22.12	22.15		
10	16QAM	1	49	22.31	22.48	22.15	22	2
10	16QAM	25	0	21.15	21.27	21.26		
10	16QAM	25	12	21.26	21.32	21.31		
10	16QAM	25	25	21.22	21.32	21.30	22	2
10	16QAM	50	0	21.32	21.27	21.29		
10	64QAM	1	0	21.60	21.65	21.51		
10	64QAM	1	25	21.18	21.53	21.46	22	2
10	64QAM	1	49	21.49	21.21	21.31		
10	64QAM	25	0	20.30	20.36	20.43		
10	64QAM	25	12	20.38	20.52	20.43	21	3
10	64QAM	25	25	20.42	20.44	20.34		
10	64QAM	50	0	20.43	20.43	20.40		
Channel				26715	26865	27015	Tune-up limit (dBm)	MPR (dB)
Frequency (MHz)				816.5	831.5	846.5		
5	QPSK	1	0	23.21	23.20	23.12	24	0
5	QPSK	1	12	23.03	23.06	23.08		
5	QPSK	1	24	23.10	23.11	22.99		
5	QPSK	12	0	22.07	22.12	22.11	23	1
5	QPSK	12	7	22.15	22.27	22.17		
5	QPSK	12	13	22.08	22.15	22.12		
5	QPSK	25	0	22.02	22.18	22.02	23	1
5	16QAM	1	0	22.27	22.15	22.40		
5	16QAM	1	12	22.23	22.32	22.57		
5	16QAM	1	24	22.14	22.50	22.30	22	2
5	16QAM	12	0	21.18	21.29	21.26		
5	16QAM	12	7	21.18	21.31	21.35		
5	16QAM	12	13	21.17	21.26	21.19	22	2
5	16QAM	25	0	21.16	21.25	21.20		
5	64QAM	1	0	21.47	21.68	21.27		
5	64QAM	1	12	21.38	21.19	21.67	22	2
5	64QAM	1	24	21.67	21.49	21.38		
5	64QAM	12	0	20.36	20.41	20.40		
5	64QAM	12	7	20.46	20.54	20.46	21	3
5	64QAM	12	13	20.16	20.41	20.29		
5	64QAM	25	0	20.33	20.37	20.25		



Channel				26705	26865	27025	Tune-up limit (dBm)	MPR (dB)
Frequency (MHz)				815.5	831.5	847.5		
3	QPSK	1	0	23.03	23.10	22.91	24	0
3	QPSK	1	8	23.02	23.10	23.07		
3	QPSK	1	14	22.97	23.09	22.93		
3	QPSK	8	0	22.41	22.40	22.27	23	1
3	QPSK	8	4	22.39	22.49	22.38		
3	QPSK	8	7	22.34	22.37	22.21		
3	QPSK	15	0	22.35	22.46	22.27	23	1
3	16QAM	1	0	22.33	22.38	22.25		
3	16QAM	1	8	22.35	22.38	22.32		
3	16QAM	1	14	22.34	22.35	22.25	22	2
3	16QAM	8	0	21.29	21.36	21.23		
3	16QAM	8	4	21.28	21.36	21.34		
3	16QAM	8	7	21.22	21.34	21.26	22	2
3	16QAM	15	0	21.30	21.30	21.09		
3	64QAM	1	0	21.44	21.44	21.41		
3	64QAM	1	8	21.33	21.42	21.44	22	2
3	64QAM	1	14	21.34	21.51	21.31		
3	64QAM	8	0	20.45	20.52	20.37		
3	64QAM	8	4	20.43	20.51	20.37	21	3
3	64QAM	8	7	20.38	20.50	20.33		
3	64QAM	15	0	20.30	20.40	20.29		
Channel				26697	26865	27033	Tune-up limit (dBm)	MPR (dB)
Frequency (MHz)				814.7	831.5	848.3		
1.4	QPSK	1	0	23.15	23.09	22.99	24	0
1.4	QPSK	1	3	23.18	23.05	23.09		
1.4	QPSK	1	5	23.15	23.04	22.98		
1.4	QPSK	3	0	23.07	23.15	22.94		
1.4	QPSK	3	1	23.17	23.18	23.08		
1.4	QPSK	3	3	23.11	23.14	23.06	23	1
1.4	QPSK	6	0	22.26	22.37	22.26		
1.4	16QAM	1	0	22.51	22.50	22.39	23	1
1.4	16QAM	1	3	22.54	22.58	22.50		
1.4	16QAM	1	5	22.42	22.52	22.44		
1.4	16QAM	3	0	22.21	22.18	22.13		
1.4	16QAM	3	1	22.18	22.22	22.09		
1.4	16QAM	3	3	22.15	22.15	22.05	22	2
1.4	16QAM	6	0	21.39	21.39	21.32		
1.4	64QAM	1	0	21.43	21.39	21.37	22	2
1.4	64QAM	1	3	21.16	21.58	21.48		
1.4	64QAM	1	5	21.38	21.48	21.28		
1.4	64QAM	3	0	21.53	21.50	21.45		
1.4	64QAM	3	1	21.59	21.64	21.51		
1.4	64QAM	3	3	21.46	21.57	21.46	21	3
1.4	64QAM	6	0	20.31	20.39	20.32		



<LTE Band 30>

BW [MHz]	Modulation	RB Size	RB Offset	Power Low Ch. / Freq.	Power Middle Ch. / Freq.	Power High Ch. / Freq.	Tune-up limit (dBm)	MPR (dB)
Channel				27710				
Frequency (MHz)				2310				
10	QPSK	1	0		22.95		24	0
10	QPSK	1	25		22.74			
10	QPSK	1	49		22.85			
10	QPSK	25	0		22.16		23	1
10	QPSK	25	12		22.10			
10	QPSK	25	25		22.03			
10	16QAM	1	0		22.09		23	1
10	16QAM	1	25		22.00			
10	16QAM	1	49		21.88			
10	16QAM	25	0		21.19		22	2
10	16QAM	25	12		21.17			
10	16QAM	25	25		21.23			
10	16QAM	50	0		21.26		22	2
10	64QAM	1	0		21.39			
10	64QAM	1	25		21.65			
10	64QAM	1	49		21.33		21	3
10	64QAM	25	0		20.40			
10	64QAM	25	12		20.33			
10	64QAM	25	25		20.19		21	3
10	64QAM	50	0		20.35			



Channel				27685	27710	27735	Tune-up limit (dBm)	MPR (dB)
Frequency (MHz)				2307.5	2310	2312.5		
5	QPSK	1	0	22.72	22.91	22.81	24	0
5	QPSK	1	12	22.80	22.94	22.85		
5	QPSK	1	24	22.75	22.83	22.77		
5	QPSK	12	0	22.08	22.11	22.04	23	1
5	QPSK	12	7	22.21	22.09	22.14		
5	QPSK	12	13	22.10	22.06	22.05		
5	QPSK	25	0	22.14	22.12	22.10	23	1
5	16QAM	1	0	22.31	22.36	22.31		
5	16QAM	1	12	22.08	22.03	22.01		
5	16QAM	1	24	22.25	21.89	21.94	22	2
5	16QAM	12	0	21.19	21.18	21.24		
5	16QAM	12	7	21.30	21.21	21.24		
5	16QAM	12	13	21.17	21.14	21.07	22	2
5	16QAM	25	0	21.28	21.21	21.20		
5	64QAM	1	0	21.34	21.17	21.64		
5	64QAM	1	12	21.51	21.58	21.39	22	2
5	64QAM	1	24	21.40	21.47	21.40		
5	64QAM	12	0	20.38	20.31	20.27		
5	64QAM	12	7	20.30	20.31	20.32	21	3
5	64QAM	12	13	20.31	20.23	20.32		
5	64QAM	25	0	20.34	20.33	20.32		



<LTE Band 66>

BW [MHz]	Modulation	RB Size	RB Offset	Power Low Ch. / Freq.	Power Middle Ch. / Freq.	Power High Ch. / Freq.	Tune-up limit (dBm)	MPR (dB)
Channel				132072	132322	132572		
Frequency (MHz)				1720	1745	1770		
20	QPSK	1	0	23.02	23.12	23.10	24	0
20	QPSK	1	49	22.85	22.71	22.85		
20	QPSK	1	99	22.76	22.81	23.02		
20	QPSK	50	0	22.21	22.36	22.32	23	1
20	QPSK	50	24	22.13	22.05	22.24		
20	QPSK	50	50	22.08	21.97	22.22		
20	QPSK	100	0	22.15	22.37	22.30		
20	16QAM	1	0	22.68	22.60	22.47	23	1
20	16QAM	1	49	22.68	22.30	22.75		
20	16QAM	1	99	22.26	22.41	22.67		
20	16QAM	50	0	21.09	20.94	21.13	22	2
20	16QAM	50	24	20.96	20.91	21.17		
20	16QAM	50	50	20.92	20.92	21.13		
20	16QAM	100	0	21.00	20.85	21.23		
20	64QAM	1	0	21.10	21.09	21.09	22	2
20	64QAM	1	49	20.70	20.94	20.98		
20	64QAM	1	99	20.70	20.80	21.06		
20	64QAM	50	0	19.98	19.87	20.12	21	3
20	64QAM	50	24	19.96	19.87	20.09		
20	64QAM	50	50	19.89	19.81	20.08		
20	64QAM	100	0	19.94	19.78	20.17		



Channel				132047	132322	132597	Tune-up limit (dBm)	MPR (dB)
Frequency (MHz)				1717.5	1745	1772.5		
15	QPSK	1	0	23.05	22.87	23.11	24	0
15	QPSK	1	37	22.80	22.72	22.89		
15	QPSK	1	74	22.95	22.79	23.10		
15	QPSK	36	0	21.96	21.87	22.05	23	1
15	QPSK	36	20	21.87	21.80	22.11		
15	QPSK	36	39	21.83	21.72	22.04		
15	QPSK	75	0	21.96	21.78	22.08	23	1
15	16QAM	1	0	22.51	22.19	22.11		
15	16QAM	1	37	22.19	22.34	22.58		
15	16QAM	1	74	22.12	22.29	22.47	22	2
15	16QAM	36	0	21.00	21.01	21.11		
15	16QAM	36	20	21.02	20.79	21.23		
15	16QAM	36	39	21.02	20.76	21.19	22	2
15	16QAM	75	0	21.03	20.92	21.22		
15	64QAM	1	0	21.08	21.28	21.31		
15	64QAM	1	37	21.09	21.05	21.39	22	2
15	64QAM	1	74	21.04	21.12	21.11		
15	64QAM	36	0	19.96	19.88	20.03		
15	64QAM	36	20	19.95	19.83	20.11	21	3
15	64QAM	36	39	19.93	19.75	20.07		
15	64QAM	75	0	19.93	19.85	20.14		
Channel				132022	132322	132622	Tune-up limit (dBm)	MPR (dB)
Frequency (MHz)				1715	1745	1775		
10	QPSK	1	0	22.91	22.76	23.00	24	0
10	QPSK	1	25	22.93	22.88	23.10		
10	QPSK	1	49	22.90	22.81	23.09		
10	QPSK	25	0	21.95	21.78	22.03	23	1
10	QPSK	25	12	21.89	21.77	22.08		
10	QPSK	25	25	21.90	21.69	22.16		
10	QPSK	50	0	21.91	21.74	22.11	23	1
10	16QAM	1	0	22.52	22.26	22.32		
10	16QAM	1	25	22.16	22.29	22.25		
10	16QAM	1	49	22.40	22.28	22.24	22	2
10	16QAM	25	0	21.11	20.88	21.19		
10	16QAM	25	12	20.99	20.88	21.09		
10	16QAM	25	25	20.95	20.80	21.20	22	2
10	16QAM	50	0	21.10	20.89	21.16		
10	64QAM	1	0	21.18	21.19	21.59		
10	64QAM	1	25	21.17	21.15	21.57	22	2
10	64QAM	1	49	21.09	21.17	21.24		
10	64QAM	25	0	19.91	19.80	20.16		
10	64QAM	25	12	19.93	19.83	20.07	21	3
10	64QAM	25	25	20.03	19.79	20.20		
10	64QAM	50	0	19.98	19.83	20.08		



Channel				131997	132322	132647	Tune-up limit (dBm)	MPR (dB)
Frequency (MHz)				1712.5	1745	1777.5		
5	QPSK	1	0	23.01	22.75	23.06	24	0
5	QPSK	1	12	22.83	22.72	23.05		
5	QPSK	1	24	22.88	22.60	23.08		
5	QPSK	12	0	21.93	21.72	22.12	23	1
5	QPSK	12	7	21.89	21.76	22.11		
5	QPSK	12	13	21.84	21.68	22.17		
5	QPSK	25	0	21.92	21.77	22.17	23	1
5	16QAM	1	0	22.25	21.86	22.30		
5	16QAM	1	12	22.20	21.97	22.14		
5	16QAM	1	24	22.01	22.22	22.29	22	2
5	16QAM	12	0	20.89	20.77	21.20		
5	16QAM	12	7	21.00	20.94	21.20		
5	16QAM	12	13	21.04	20.87	21.22	22	2
5	16QAM	25	0	20.97	20.78	21.27		
5	64QAM	1	0	21.19	20.97	21.35		
5	64QAM	1	12	21.08	20.89	21.28	22	2
5	64QAM	1	24	21.01	20.91	21.29		
5	64QAM	12	0	19.95	19.74	20.17		
5	64QAM	12	7	19.95	19.76	20.15	21	3
5	64QAM	12	13	19.91	19.75	20.22		
5	64QAM	25	0	19.86	20.01	20.26		
Channel				131987	132322	132657	Tune-up limit (dBm)	MPR (dB)
Frequency (MHz)				1711.5	1745	1778.5		
3	QPSK	1	0	22.80	22.72	22.95	24	0
3	QPSK	1	8	22.76	22.73	23.05		
3	QPSK	1	14	22.84	22.71	23.10		
3	QPSK	8	0	21.91	21.69	22.16	23	1
3	QPSK	8	4	21.92	21.70	22.14		
3	QPSK	8	7	21.84	21.74	22.16		
3	QPSK	15	0	21.80	21.78	22.10	23	1
3	16QAM	1	0	22.28	22.25	22.23		
3	16QAM	1	8	22.21	22.28	22.18		
3	16QAM	1	14	22.17	22.16	22.24	22	2
3	16QAM	8	0	20.89	20.88	21.24		
3	16QAM	8	4	20.89	20.92	21.22		
3	16QAM	8	7	20.84	20.96	21.24	22	2
3	16QAM	15	0	21.00	20.84	21.19		
3	64QAM	1	0	20.93	21.14	21.26		
3	64QAM	1	8	20.93	21.10	21.20	22	2
3	64QAM	1	14	20.98	21.11	21.15		
3	64QAM	8	0	19.85	19.81	20.12		
3	64QAM	8	4	19.88	19.75	20.19	21	3
3	64QAM	8	7	19.89	19.70	20.12		
3	64QAM	15	0	19.87	19.73	20.16		



Channel				131979	132322	132665	Tune-up limit (dBm)	MPR (dB)
Frequency (MHz)				1710.7	1745	1779.3		
1.4	QPSK	1	0	22.68	22.64	23.12	24	0
1.4	QPSK	1	3	22.69	22.90	23.11		
1.4	QPSK	1	5	22.67	22.68	22.91		
1.4	QPSK	3	0	22.31	22.41	22.18		
1.4	QPSK	3	1	22.32	22.42	22.17		
1.4	QPSK	3	3	22.36	22.34	22.23		
1.4	QPSK	6	0	21.74	21.84	22.23	23	1
1.4	16QAM	1	0	22.21	22.12	22.36	23	1
1.4	16QAM	1	3	22.24	22.05	22.20		
1.4	16QAM	1	5	22.12	22.01	22.35		
1.4	16QAM	3	0	21.28	21.17	21.26		
1.4	16QAM	3	1	21.32	21.17	21.26		
1.4	16QAM	3	3	21.36	21.12	21.28		
1.4	16QAM	6	0	20.80	20.84	20.93	22	2
1.4	64QAM	1	0	21.10	20.75	21.14	22	2
1.4	64QAM	1	3	21.06	20.72	21.13		
1.4	64QAM	1	5	21.07	20.82	21.05		
1.4	64QAM	3	0	20.43	20.35	20.23		
1.4	64QAM	3	1	20.37	20.38	20.21		
1.4	64QAM	3	3	20.32	20.39	20.28		
1.4	64QAM	6	0	20.21	20.17	20.32	21	3

<LTE Band 71>

BW [MHz]	Modulation	RB Size	RB Offset	Power Low Ch. / Freq.	Power Middle Ch. / Freq.	Power High Ch. / Freq.	Tune-up limit (dBm)	MPR (dB)
Channel				133222	133322	133372		
Frequency (MHz)				673	683	688		
20	QPSK	1	0	23.16	23.17	23.15	24	0
20	QPSK	1	49	23.10	23.09	23.12		
20	QPSK	1	99	22.91	22.89	22.93		
20	QPSK	50	0	22.14	22.24	22.22	23	1
20	QPSK	50	24	22.24	22.23	22.21		
20	QPSK	50	50	22.08	22.10	22.13		
20	QPSK	100	0	22.17	22.18	22.16		
20	16QAM	1	0	22.48	22.45	22.47	23	1
20	16QAM	1	49	22.44	22.45	22.49		
20	16QAM	1	99	22.23	22.20	22.24		
20	16QAM	50	0	21.31	21.28	21.36	22	2
20	16QAM	50	24	21.21	21.24	21.28		
20	16QAM	50	50	21.12	21.14	21.15		
20	16QAM	100	0	21.25	21.22	21.26		
20	64QAM	1	0	21.33	21.37	21.41	22	2
20	64QAM	1	49	21.37	21.39	21.41		
20	64QAM	1	99	21.20	21.16	21.20		
20	64QAM	50	0	20.30	20.27	20.33	21	3
20	64QAM	50	24	20.29	20.31	20.35		
20	64QAM	50	50	20.09	20.11	20.12		
20	64QAM	100	0	20.29	20.25	20.29		



Channel				133197	133297	133397	Tune-up limit (dBm)	MPR (dB)
Frequency (MHz)				670.5	680.5	690.5		
15	QPSK	1	0	23.12	23.14	23.13	24	0
15	QPSK	1	37	23.11	23.08	23.13		
15	QPSK	1	74	22.88	22.86	22.92		
15	QPSK	36	0	22.12	22.15	22.20	23	1
15	QPSK	36	20	22.23	22.20	22.21		
15	QPSK	36	39	22.06	22.09	22.11		
15	QPSK	75	0	22.14	22.11	22.17	23	1
15	16QAM	1	0	22.51	22.44	22.50		
15	16QAM	1	37	22.43	22.42	22.46		
15	16QAM	1	74	22.26	22.19	22.27	22	2
15	16QAM	36	0	21.28	21.25	21.35		
15	16QAM	36	20	21.18	21.23	21.25		
15	16QAM	36	39	21.11	21.11	21.12	22	2
15	16QAM	75	0	21.28	21.21	21.29		
15	64QAM	1	0	21.30	21.34	21.40		
15	64QAM	1	37	21.35	21.38	21.39	22	2
15	64QAM	1	74	21.19	21.13	21.17		
15	64QAM	36	0	20.33	20.26	20.36		
15	64QAM	36	20	20.26	20.28	20.34	21	3
15	64QAM	36	39	20.07	20.10	20.10		
15	64QAM	75	0	20.28	20.22	20.26		
Channel				133172	133272	133422	Tune-up limit (dBm)	MPR (dB)
Frequency (MHz)				668	678	693		
10	QPSK	1	0	23.14	23.07	23.13	24	0
10	QPSK	1	25	23.10	23.09	23.12		
10	QPSK	1	49	22.81	22.77	22.87		
10	QPSK	25	0	22.16	22.16	22.24	23	1
10	QPSK	25	12	22.18	22.13	22.14		
10	QPSK	25	25	22.09	22.04	22.14		
10	QPSK	50	0	22.07	22.02	22.12	23	1
10	16QAM	1	0	22.54	22.45	22.53		
10	16QAM	1	25	22.38	22.35	22.39		
10	16QAM	1	49	22.24	22.15	22.25	22	2
10	16QAM	25	0	21.21	21.16	21.30		
10	16QAM	25	12	21.22	21.24	21.29		
10	16QAM	25	25	21.06	21.04	21.05	22	2
10	16QAM	50	0	21.27	21.17	21.28		
10	64QAM	1	0	21.23	21.25	21.35		
10	64QAM	1	25	21.33	21.33	21.39	22	2
10	64QAM	1	49	21.16	21.08	21.14		
10	64QAM	25	0	20.29	20.21	20.28		
10	64QAM	25	12	20.24	20.22	20.30	21	3
10	64QAM	25	25	20.00	20.01	20.05		
10	64QAM	50	0	20.25	20.18	20.23		



Channel				133147	133247	133447	Tune-up limit (dBm)	MPR (dB)
Frequency (MHz)				665.5	675.5	695.5		
5	QPSK	1	0	23.15	23.08	23.16	24	0
5	QPSK	1	12	23.07	23.06	23.09		
5	QPSK	1	24	22.84	22.80	22.88		
5	QPSK	12	0	22.13	22.13	22.21	23	1
5	QPSK	12	7	22.19	22.14	22.17		
5	QPSK	12	13	22.12	22.07	22.17		
5	QPSK	25	0	22.10	22.05	22.13		
5	16QAM	1	0	22.51	22.42	22.50	23	1
5	16QAM	1	12	22.39	22.36	22.42		
5	16QAM	1	24	22.26	22.17	22.27		
5	16QAM	12	0	21.24	21.19	21.31	22	2
5	16QAM	12	7	21.19	21.21	21.26		
5	16QAM	12	13	21.07	21.05	21.08		
5	16QAM	25	0	21.29	21.19	21.30		
5	64QAM	1	0	21.26	21.28	21.36	22	2
5	64QAM	1	12	21.36	21.36	21.40		
5	64QAM	1	24	21.15	21.07	21.13		
5	64QAM	12	0	20.30	20.22	20.31	21	3
5	64QAM	12	7	20.26	20.24	20.32		
5	64QAM	12	13	20.03	20.04	20.06		
5	64QAM	25	0	20.27	20.20	20.25		

<Reduced Power Mode for P-Sensor On>

<LTE Band 2>

BW [MHz]	Modulation	RB Size	RB Offset	Power Low Ch. / Freq.	Power Middle Ch. / Freq.	Power High Ch. / Freq.	Tune-up limit (dBm)	MPR (dB)
Channel				18700	18900	19100		
Frequency (MHz)				1860	1880	1900		
20	QPSK	1	0	17.87	17.63	17.48	19	0
20	QPSK	1	49	17.46	17.44	17.40		
20	QPSK	1	99	17.41	17.46	17.41		
20	QPSK	50	0	17.56	17.42	17.31	19	0
20	QPSK	50	24	17.48	17.38	17.35		
20	QPSK	50	50	17.38	17.30	17.34		
20	QPSK	100	0	17.48	17.38	17.30		
20	16QAM	1	0	17.66	17.63	17.75	19	0
20	16QAM	1	49	17.78	17.66	17.66		
20	16QAM	1	99	17.79	17.75	17.69		
20	16QAM	50	0	17.68	17.53	17.46	19	0
20	16QAM	50	24	17.59	17.46	17.44		
20	16QAM	50	50	17.49	17.41	17.43		
20	16QAM	100	0	17.56	17.49	17.38		
20	64QAM	1	0	17.66	17.70	17.62	19	0
20	64QAM	1	49	17.65	17.57	17.63		
20	64QAM	1	99	17.67	17.63	17.60		
20	64QAM	50	0	17.66	17.56	17.44	19	0
20	64QAM	50	24	17.57	17.46	17.43		
20	64QAM	50	50	17.47	17.38	17.41		
20	64QAM	100	0	17.57	17.50	17.38		



Channel				18675	18900	19125	Tune-up limit (dBm)	MPR (dB)
Frequency (MHz)				1857.5	1880	1902.5		
15	QPSK	1	0	17.56	17.46	17.46	19	0
15	QPSK	1	37	17.36	17.25	17.27		
15	QPSK	1	74	17.34	17.21	17.28		
15	QPSK	36	0	17.52	17.38	17.40	19	0
15	QPSK	36	20	17.43	17.36	17.33		
15	QPSK	36	39	17.38	17.26	17.29		
15	QPSK	75	0	17.46	17.35	17.35	19	0
15	16QAM	1	0	17.70	17.86	17.80		
15	16QAM	1	37	17.82	17.67	17.69		
15	16QAM	1	74	17.77	17.66	17.64	19	0
15	16QAM	36	0	17.65	17.52	17.47		
15	16QAM	36	20	17.61	17.48	17.42		
15	16QAM	36	39	17.53	17.43	17.39	19	0
15	16QAM	75	0	17.57	17.49	17.42		
15	64QAM	1	0	17.86	17.75	17.72		
15	64QAM	1	37	17.67	17.57	17.55	19	0
15	64QAM	1	74	17.61	17.54	17.51		
15	64QAM	36	0	17.67	17.51	17.46		
15	64QAM	36	20	17.59	17.46	17.43	19	0
15	64QAM	36	39	17.51	17.41	17.37		
15	64QAM	75	0	17.57	17.48	17.43		
Channel				18650	18900	19150	Tune-up limit (dBm)	MPR (dB)
Frequency (MHz)				1855	1880	1905		
10	QPSK	1	0	17.71	17.57	17.36	19	0
10	QPSK	1	25	17.37	17.24	17.27		
10	QPSK	1	49	17.54	17.42	17.22		
10	QPSK	25	0	17.51	17.36	17.31	19	0
10	QPSK	25	12	17.48	17.35	17.31		
10	QPSK	25	25	17.41	17.28	17.31		
10	QPSK	50	0	17.46	17.33	17.30	19	0
10	16QAM	1	0	17.61	17.69	17.70		
10	16QAM	1	25	17.85	17.68	17.65		
10	16QAM	1	49	17.77	17.82	17.69	19	0
10	16QAM	25	0	17.63	17.49	17.41		
10	16QAM	25	12	17.59	17.46	17.40		
10	16QAM	25	25	17.54	17.42	17.39	19	0
10	16QAM	50	0	17.60	17.48	17.40		
10	64QAM	1	0	17.80	17.82	17.59		
10	64QAM	1	25	17.70	17.55	17.53	19	0
10	64QAM	1	49	17.82	17.70	17.51		
10	64QAM	25	0	17.65	17.48	17.41		
10	64QAM	25	12	17.60	17.45	17.39	19	0
10	64QAM	25	25	17.52	17.40	17.39		
10	64QAM	50	0	17.59	17.46	17.38		



Channel				18625	18900	19175	Tune-up limit (dBm)	MPR (dB)
Frequency (MHz)				1852.5	1880	1907.5		
5	QPSK	1	0	17.51	17.31	17.27	19	0
5	QPSK	1	12	17.40	17.25	17.23		
5	QPSK	1	24	17.40	17.28	17.24		
5	QPSK	12	0	17.47	17.32	17.33	19	0
5	QPSK	12	7	17.48	17.35	17.34		
5	QPSK	12	13	17.42	17.27	17.28		
5	QPSK	25	0	17.44	17.30	17.30	19	0
5	16QAM	1	0	17.83	17.70	17.65		
5	16QAM	1	12	17.79	17.62	17.59		
5	16QAM	1	24	17.78	17.63	17.55	19	0
5	16QAM	12	0	17.63	17.47	17.42		
5	16QAM	12	7	17.57	17.44	17.42		
5	16QAM	12	13	17.56	17.42	17.36	19	0
5	16QAM	25	0	17.58	17.42	17.36		
5	64QAM	1	0	17.74	17.59	17.54		
5	64QAM	1	12	17.69	17.50	17.46	19	0
5	64QAM	1	24	17.65	17.50	17.44		
5	64QAM	12	0	17.60	17.45	17.42		
5	64QAM	12	7	17.56	17.42	17.42	19	0
5	64QAM	12	13	17.54	17.41	17.37		
5	64QAM	25	0	17.56	17.44	17.37		
Channel				18615	18900	19185	Tune-up limit (dBm)	MPR (dB)
Frequency (MHz)				1851.5	1880	1908.5		
3	QPSK	1	0	17.44	17.29	17.25	19	0
3	QPSK	1	8	17.41	17.25	17.22		
3	QPSK	1	14	17.40	17.26	17.22		
3	QPSK	8	0	17.46	17.31	17.28	19	0
3	QPSK	8	4	17.49	17.34	17.32		
3	QPSK	8	7	17.44	17.26	17.23		
3	QPSK	15	0	17.44	17.27	17.28	19	0
3	16QAM	1	0	17.82	17.67	17.60		
3	16QAM	1	8	17.82	17.68	17.56		
3	16QAM	1	14	17.79	17.65	17.55	19	0
3	16QAM	8	0	17.64	17.48	17.42		
3	16QAM	8	4	17.65	17.50	17.45		
3	16QAM	8	7	17.64	17.47	17.40	19	0
3	16QAM	15	0	17.61	17.43	17.38		
3	64QAM	1	0	17.75	17.60	17.51		
3	64QAM	1	8	17.72	17.59	17.47	19	0
3	64QAM	1	14	17.67	17.58	17.45		
3	64QAM	8	0	17.58	17.44	17.40		
3	64QAM	8	4	17.61	17.46	17.41	19	0
3	64QAM	8	7	17.59	17.42	17.35		
3	64QAM	15	0	17.56	17.39	17.35		



Channel				18607	18900	19193	Tune-up limit (dBm)	MPR (dB)
Frequency (MHz)				1850.7	1880	1909.3		
1.4	QPSK	1	0	17.38	17.20	17.17	19	0
1.4	QPSK	1	3	17.45	17.25	17.24		
1.4	QPSK	1	5	17.33	17.20	17.11		
1.4	QPSK	3	0	17.39	17.22	17.22		
1.4	QPSK	3	1	17.42	17.26	17.21		
1.4	QPSK	3	3	17.39	17.22	17.17		
1.4	QPSK	6	0	17.39	17.23	17.21	19	0
1.4	16QAM	1	0	17.74	17.60	17.47	19	0
1.4	16QAM	1	3	17.85	17.68	17.56		
1.4	16QAM	1	5	17.71	17.58	17.46		
1.4	16QAM	3	0	17.55	17.39	17.31		
1.4	16QAM	3	1	17.61	17.44	17.31		
1.4	16QAM	3	3	17.53	17.38	17.25		
1.4	16QAM	6	0	17.58	17.41	17.33	19	0
1.4	64QAM	1	0	17.66	17.51	17.41	19	0
1.4	64QAM	1	3	17.71	17.57	17.50		
1.4	64QAM	1	5	17.62	17.42	17.40		
1.4	64QAM	3	0	17.59	17.41	17.32		
1.4	64QAM	3	1	17.63	17.45	17.34		
1.4	64QAM	3	3	17.55	17.40	17.27		
1.4	64QAM	6	0	17.53	17.36	17.26	19	0



<LTE Band 4>

BW [MHz]	Modulation	RB Size	RB Offset	Power Low Ch. / Freq.	Power Middle Ch. / Freq.	Power High Ch. / Freq.	Tune-up limit (dBm)	MPR (dB)
Channel				20050	20175	20300		
Frequency (MHz)				1720	1732.5	1745		
20	QPSK	1	0	16.89	16.72	16.63	18	0
20	QPSK	1	49	16.48	16.52	16.41		
20	QPSK	1	99	16.56	16.41	16.48		
20	QPSK	50	0	16.7	16.65	16.57	18	0
20	QPSK	50	24	16.63	16.59	16.54		
20	QPSK	50	50	16.61	16.54	16.37		
20	QPSK	100	0	16.64	16.56	16.53		
20	16QAM	1	0	16.87	16.83	16.88	18	0
20	16QAM	1	49	16.71	16.73	16.54		
20	16QAM	1	99	16.68	16.61	16.42		
20	16QAM	50	0	16.52	16.46	16.42	18	0
20	16QAM	50	24	16.47	16.43	16.38		
20	16QAM	50	50	16.42	16.36	16.19		
20	16QAM	100	0	16.45	16.41	16.33		
20	64QAM	1	0	16.74	16.71	16.71	18	0
20	64QAM	1	49	16.62	16.57	16.43		
20	64QAM	1	99	16.52	16.48	16.27		
20	64QAM	50	0	16.51	16.45	16.42	18	0
20	64QAM	50	24	16.49	16.38	16.33		
20	64QAM	50	50	16.4	16.34	16.18		
20	64QAM	100	0	16.48	16.42	16.31		



Channel				20025	20175	20325	Tune-up limit (dBm)	MPR (dB)
Frequency (MHz)				1717.5	1732.5	1747.5		
15	QPSK	1	0	16.76	16.7	16.67	18	0
15	QPSK	1	37	16.56	16.53	16.32		
15	QPSK	1	74	16.6	16.55	16.29		
15	QPSK	36	0	16.68	16.64	16.58	18	0
15	QPSK	36	20	16.66	16.6	16.42		
15	QPSK	36	39	16.59	16.51	16.32		
15	QPSK	75	0	16.63	16.53	16.5	18	0
15	16QAM	1	0	16.86	16.88	16.81		
15	16QAM	1	37	16.7	16.74	16.48		
15	16QAM	1	74	16.72	16.64	16.48	18	0
15	16QAM	36	0	16.52	16.5	16.43		
15	16QAM	36	20	16.48	16.46	16.3		
15	16QAM	36	39	16.46	16.37	16.18	18	0
15	16QAM	75	0	16.48	16.42	16.34		
15	64QAM	1	0	16.73	16.78	16.73		
15	64QAM	1	37	16.57	16.62	16.34	18	0
15	64QAM	1	74	16.56	16.55	16.34		
15	64QAM	36	0	16.52	16.47	16.4		
15	64QAM	36	20	16.47	16.44	16.25	18	0
15	64QAM	36	39	16.44	16.38	16.17		
15	64QAM	75	0	16.49	16.41	16.36		
Channel				20000	20175	20350	Tune-up limit (dBm)	MPR (dB)
Frequency (MHz)				1715	1732.5	1750		
10	QPSK	1	0	16.69	16.58	16.41	18	0
10	QPSK	1	25	16.56	16.48	16.29		
10	QPSK	1	49	16.54	16.43	16.26		
10	QPSK	25	0	16.65	16.58	16.41	18	0
10	QPSK	25	12	16.62	16.53	16.38		
10	QPSK	25	25	16.59	16.49	16.33		
10	QPSK	50	0	16.61	16.54	16.34	18	0
10	16QAM	1	0	16.81	16.77	16.58		
10	16QAM	1	25	16.69	16.72	16.46		
10	16QAM	1	49	16.7	16.65	16.42	18	0
10	16QAM	25	0	16.51	16.42	16.24		
10	16QAM	25	12	16.45	16.4	16.23		
10	16QAM	25	25	16.44	16.34	16.17	18	0
10	16QAM	50	0	16.47	16.41	16.21		
10	64QAM	1	0	16.66	16.6	16.37		
10	64QAM	1	25	16.61	16.56	16.31	18	0
10	64QAM	1	49	16.53	16.49	16.29		
10	64QAM	25	0	16.5	16.42	16.25		
10	64QAM	25	12	16.46	16.39	16.24	18	0
10	64QAM	25	25	16.44	16.35	16.16		
10	64QAM	50	0	16.44	16.37	16.19		



Channel				19975	20175	20375	Tune-up limit (dBm)	MPR (dB)
Frequency (MHz)				1712.5	1732.5	1752.5		
5	QPSK	1	0	16.66	16.53	16.34	18	0
5	QPSK	1	12	16.56	16.48	16.28		
5	QPSK	1	24	16.55	16.49	16.28		
5	QPSK	12	0	16.62	16.57	16.37	18	0
5	QPSK	12	7	16.65	16.54	16.35		
5	QPSK	12	13	16.6	16.51	16.33		
5	QPSK	25	0	16.61	16.5	16.33		
5	16QAM	1	0	16.78	16.69	16.46	18	0
5	16QAM	1	12	16.75	16.65	16.41		
5	16QAM	1	24	16.69	16.58	16.41		
5	16QAM	12	0	16.51	16.4	16.21	18	0
5	16QAM	12	7	16.47	16.45	16.2		
5	16QAM	12	13	16.47	16.42	16.19		
5	16QAM	25	0	16.44	16.37	16.19		
5	64QAM	1	0	16.68	16.62	16.32	18	0
5	64QAM	1	12	16.63	16.57	16.32		
5	64QAM	1	24	16.57	16.51	16.29		
5	64QAM	12	0	16.48	16.4	16.18	18	0
5	64QAM	12	7	16.48	16.42	16.19		
5	64QAM	12	13	16.46	16.39	16.16		
5	64QAM	25	0	16.43	16.39	16.16		
Channel				19965	20175	20385	Tune-up limit (dBm)	MPR (dB)
Frequency (MHz)				1711.5	1732.5	1753.5		
3	QPSK	1	0	16.57	16.49	16.28	18	0
3	QPSK	1	8	16.55	16.46	16.26		
3	QPSK	1	14	16.55	16.43	16.24		
3	QPSK	8	0	16.63	16.51	16.29	18	0
3	QPSK	8	4	16.65	16.54	16.32		
3	QPSK	8	7	16.59	16.48	16.29		
3	QPSK	15	0	16.6	16.53	16.32		
3	16QAM	1	0	16.65	16.67	16.43	18	0
3	16QAM	1	8	16.74	16.7	16.44		
3	16QAM	1	14	16.69	16.64	16.39		
3	16QAM	8	0	16.49	16.46	16.19	18	0
3	16QAM	8	4	16.53	16.47	16.23		
3	16QAM	8	7	16.48	16.46	16.18		
3	16QAM	15	0	16.44	16.36	16.15		
3	64QAM	1	0	16.57	16.54	16.25	18	0
3	64QAM	1	8	16.59	16.59	16.28		
3	64QAM	1	14	16.54	16.53	16.28		
3	64QAM	8	0	16.43	16.43	16.15	18	0
3	64QAM	8	4	16.49	16.43	16.18		
3	64QAM	8	7	16.45	16.38	16.13		
3	64QAM	15	0	16.4	16.35	16.15		



Channel				19957	20175	20393	Tune-up limit (dBm)	MPR (dB)
Frequency (MHz)				1710.7	1732.5	1754.3		
1.4	QPSK	1	0	16.49	16.41	16.2	18	0
1.4	QPSK	1	3	16.56	16.47	16.24		
1.4	QPSK	1	5	16.51	16.38	16.18		
1.4	QPSK	3	0	16.53	16.46	16.22		
1.4	QPSK	3	1	16.57	16.47	16.25		
1.4	QPSK	3	3	16.55	16.42	16.24		
1.4	QPSK	6	0	16.51	16.43	16.2	18	0
1.4	16QAM	1	0	16.61	16.54	16.33	18	0
1.4	16QAM	1	3	16.71	16.61	16.39		
1.4	16QAM	1	5	16.61	16.52	16.31		
1.4	16QAM	3	0	16.41	16.36	16.11		
1.4	16QAM	3	1	16.42	16.34	16.13		
1.4	16QAM	3	3	16.4	16.33	16.11		
1.4	16QAM	6	0	16.41	16.32	16.12	18	0
1.4	64QAM	1	0	16.47	16.43	16.25	18	0
1.4	64QAM	1	3	16.58	16.47	16.3		
1.4	64QAM	1	5	16.48	16.41	16.2		
1.4	64QAM	3	0	16.39	16.35	16.13		
1.4	64QAM	3	1	16.46	16.4	16.19		
1.4	64QAM	3	3	16.42	16.32	16.11		
1.4	64QAM	6	0	16.34	16.26	16.05	18	0



<LTE Band 7>

BW [MHz]	Modulation	RB Size	RB Offset	Power Low Ch. / Freq.	Power Middle Ch. / Freq.	Power High Ch. / Freq.	Tune-up limit (dBm)	MPR (dB)
Channel				20850	21100	21350		
Frequency (MHz)				2510	2535	2560		
20	QPSK	1	0	19.72	20.06	19.93	20.5	0
20	QPSK	1	49	19.73	19.9	19.82		
20	QPSK	1	99	19.67	19.77	19.89		
20	QPSK	50	0	19.88	19.91	19.84	20.5	0
20	QPSK	50	24	19.83	19.8	19.87		
20	QPSK	50	50	19.78	19.77	19.9		
20	QPSK	100	0	19.82	19.9	19.86		
20	16QAM	1	0	19.73	19.68	19.85	20.5	0
20	16QAM	1	49	19.71	19.76	19.9		
20	16QAM	1	99	19.74	19.83	19.97		
20	16QAM	50	0	19.78	19.76	19.85	20.5	0
20	16QAM	50	24	19.78	19.78	19.88		
20	16QAM	50	50	19.72	19.75	19.85		
20	16QAM	100	0	19.73	19.73	19.85		
20	64QAM	1	0	19.79	19.73	19.9	20.5	0
20	64QAM	1	49	19.79	19.79	19.94		
20	64QAM	1	99	19.77	19.92	20.02		
20	64QAM	50	0	19.78	19.73	19.82	20.5	0
20	64QAM	50	24	19.74	19.75	19.85		
20	64QAM	50	50	19.67	19.72	19.84		
20	64QAM	100	0	19.77	19.72	19.88		



Channel				20825	21100	21375	Tune-up limit (dBm)	MPR (dB)
Frequency (MHz)				2507.5	2535	2562.5		
15	QPSK	1	0	19.8	19.74	19.87	20.5	0
15	QPSK	1	37	19.69	19.69	19.85		
15	QPSK	1	74	19.76	19.76	19.92		
15	QPSK	36	0	19.78	19.81	19.9	20.5	0
15	QPSK	36	20	19.91	19.81	19.89		
15	QPSK	36	39	19.81	19.79	19.89		
15	QPSK	75	0	19.85	19.79	19.89	20.5	0
15	16QAM	1	0	19.78	19.87	19.92		
15	16QAM	1	37	19.72	19.77	19.91		
15	16QAM	1	74	19.76	19.86	19.97	20.5	0
15	16QAM	36	0	19.68	19.7	19.85		
15	16QAM	36	20	19.81	19.79	19.9		
15	16QAM	36	39	19.75	19.77	19.87	20.5	0
15	16QAM	75	0	19.74	19.72	19.89		
15	64QAM	1	0	19.86	19.92	20.02		
15	64QAM	1	37	19.75	19.78	19.96	20.5	0
15	64QAM	1	74	19.77	19.9	20.04		
15	64QAM	36	0	19.68	19.72	19.83		
15	64QAM	36	20	19.8	19.77	19.88	20.5	0
15	64QAM	36	39	19.74	19.76	19.85		
15	64QAM	75	0	19.73	19.73	19.88		
Channel				20800	21100	21400	Tune-up limit (dBm)	MPR (dB)
Frequency (MHz)				2505	2535	2565		
10	QPSK	1	0	19.75	19.72	19.87	20.5	0
10	QPSK	1	25	19.69	19.69	19.86		
10	QPSK	1	49	19.79	19.72	19.87		
10	QPSK	25	0	19.8	19.78	19.92	20.5	0
10	QPSK	25	12	19.81	19.78	19.94		
10	QPSK	25	25	19.86	19.76	19.92		
10	QPSK	50	0	19.87	19.76	19.87	20.5	0
10	16QAM	1	0	19.75	19.77	19.94		
10	16QAM	1	25	19.68	19.76	19.95		
10	16QAM	1	49	19.77	19.74	19.96	20.5	0
10	16QAM	25	0	19.73	19.72	19.84		
10	16QAM	25	12	19.7	19.73	19.91		
10	16QAM	25	25	19.75	19.74	19.87	20.5	0
10	16QAM	50	0	19.76	19.75	19.88		
10	64QAM	1	0	19.81	19.84	20.01		
10	64QAM	1	25	19.75	19.83	19.99	20.5	0
10	64QAM	1	49	19.86	19.82	19.99		
10	64QAM	25	0	19.71	19.74	19.87		
10	64QAM	25	12	19.72	19.73	19.92	20.5	0
10	64QAM	25	25	19.76	19.75	19.87		
10	64QAM	50	0	19.76	19.74	19.86		



Channel				20775	21100	21425	Tune-up limit (dBm)	MPR (dB)
Frequency (MHz)				2502.5	2535	2567.5		
5	QPSK	1	0	19.73	19.72	19.88	20.5	0
5	QPSK	1	12	19.74	19.7	19.87		
5	QPSK	1	24	19.71	19.71	19.84		
5	QPSK	12	0	19.78	19.75	19.92	20.5	0
5	QPSK	12	7	19.81	19.78	19.97		
5	QPSK	12	13	19.8	19.79	19.9		
5	QPSK	25	0	19.78	19.75	19.9	20.5	0
5	16QAM	1	0	19.65	19.73	19.96		
5	16QAM	1	12	19.73	19.75	19.98		
5	16QAM	1	24	19.64	19.8	19.94	20.5	0
5	16QAM	12	0	19.69	19.72	19.9		
5	16QAM	12	7	19.74	19.77	19.88		
5	16QAM	12	13	19.66	19.69	19.89	20.5	0
5	16QAM	25	0	19.68	19.71	19.89		
5	64QAM	1	0	19.74	19.77	20		
5	64QAM	1	12	19.76	19.8	20.02	20.5	0
5	64QAM	1	24	19.7	19.81	19.96		
5	64QAM	12	0	19.67	19.7	19.88		
5	64QAM	12	7	19.73	19.75	19.91	20.5	0
5	64QAM	12	13	19.64	19.68	19.88		
5	64QAM	25	0	19.67	19.7	19.89		



<LTE Band 25>

BW [MHz]	Modulation	RB Size	RB Offset	Power Low Ch. / Freq.	Power Middle Ch. / Freq.	Power High Ch. / Freq.	Tune-up limit (dBm)	MPR (dB)
Channel				26140	26340	26590		
Frequency (MHz)				1860	1880	1905		
20	QPSK	1	0	17.95	17.98	17.53	19	0
20	QPSK	1	49	17.68	17.49	17.51		
20	QPSK	1	99	17.73	17.56	17.52		
20	QPSK	50	0	17.72	17.64	17.54	19	0
20	QPSK	50	24	17.76	17.79	17.56		
20	QPSK	50	50	17.69	17.52	17.53		
20	QPSK	100	0	17.63	17.67	17.61	19	0
20	16QAM	1	0	17.93	17.92	17.6		
20	16QAM	1	49	17.71	17.5	17.53		
20	16QAM	1	99	17.75	17.57	17.61	19	0
20	16QAM	50	0	17.57	17.42	17.35		
20	16QAM	50	24	17.58	17.37	17.37		
20	16QAM	50	50	17.47	17.31	17.3	19	0
20	16QAM	100	0	17.46	17.36	17.35		
20	64QAM	1	0	17.86	17.81	17.5		
20	64QAM	1	49	17.59	17.39	17.42	19	0
20	64QAM	1	99	17.65	17.48	17.48		
20	64QAM	50	0	17.55	17.4	17.34		
20	64QAM	50	24	17.56	17.36	17.35	19	0
20	64QAM	50	50	17.44	17.3	17.3		
20	64QAM	100	0	17.45	17.37	17.37		



Channel				26115	26340	26615	Tune-up limit (dBm)	MPR (dB)
Frequency (MHz)				1857.5	1880	1907.5		
15	QPSK	1	0	17.77	17.77	17.67	19	0
15	QPSK	1	37	17.67	17.44	17.46		
15	QPSK	1	74	17.65	17.44	17.55		
15	QPSK	36	0	17.72	17.59	17.61	19	0
15	QPSK	36	20	17.74	17.55	17.58		
15	QPSK	36	39	17.71	17.51	17.49		
15	QPSK	75	0	17.64	17.56	17.56	19	0
15	16QAM	1	0	17.8	17.78	17.74		
15	16QAM	1	37	17.7	17.5	17.48		
15	16QAM	1	74	17.69	17.48	17.63	19	0
15	16QAM	36	0	17.52	17.4	17.42		
15	16QAM	36	20	17.54	17.38	17.35		
15	16QAM	36	39	17.51	17.28	17.26	19	0
15	16QAM	75	0	17.47	17.37	17.33		
15	64QAM	1	0	17.72	17.69	17.63		
15	64QAM	1	37	17.61	17.38	17.41	19	0
15	64QAM	1	74	17.57	17.39	17.52		
15	64QAM	36	0	17.51	17.4	17.4		
15	64QAM	36	20	17.56	17.37	17.36	19	0
15	64QAM	36	39	17.51	17.27	17.25		
15	64QAM	75	0	17.47	17.36	17.33		
Channel				26090	26340	26640	Tune-up limit (dBm)	MPR (dB)
Frequency (MHz)				1855	1880	1910		
10	QPSK	1	0	17.88	17.86	17.56	19	0
10	QPSK	1	25	17.71	17.48	17.44		
10	QPSK	1	49	17.85	17.62	17.49		
10	QPSK	25	0	17.68	17.58	17.52	19	0
10	QPSK	25	12	17.79	17.54	17.52		
10	QPSK	25	25	17.7	17.53	17.49		
10	QPSK	50	0	17.67	17.56	17.51	19	0
10	16QAM	1	0	17.91	17.9	17.59		
10	16QAM	1	25	17.74	17.51	17.5		
10	16QAM	1	49	17.86	17.67	17.59	19	0
10	16QAM	25	0	17.49	17.39	17.34		
10	16QAM	25	12	17.56	17.36	17.3		
10	16QAM	25	25	17.49	17.31	17.25	19	0
10	16QAM	50	0	17.44	17.33	17.34		
10	64QAM	1	0	17.78	17.76	17.45		
10	64QAM	1	25	17.6	17.39	17.37	19	0
10	64QAM	1	49	17.75	17.55	17.44		
10	64QAM	25	0	17.49	17.36	17.34		
10	64QAM	25	12	17.57	17.34	17.31	19	0
10	64QAM	25	25	17.5	17.32	17.23		
10	64QAM	50	0	17.43	17.32	17.32		



Channel				26065	26340	26665	Tune-up limit (dBm)	MPR (dB)
Frequency (MHz)				1852.5	1880	1912.5		
5	QPSK	1	0	17.66	17.63	17.51	19	0
5	QPSK	1	12	17.71	17.46	17.53		
5	QPSK	1	24	17.71	17.46	17.49		
5	QPSK	12	0	17.68	17.53	17.51	19	0
5	QPSK	12	7	17.66	17.5	17.51		
5	QPSK	12	13	17.63	17.5	17.44		
5	QPSK	25	0	17.64	17.52	17.47	19	0
5	16QAM	1	0	17.69	17.67	17.5		
5	16QAM	1	12	17.72	17.51	17.57		
5	16QAM	1	24	17.74	17.52	17.53	19	0
5	16QAM	12	0	17.43	17.32	17.26		
5	16QAM	12	7	17.45	17.34	17.25		
5	16QAM	12	13	17.4	17.27	17.22	19	0
5	16QAM	25	0	17.42	17.3	17.25		
5	64QAM	1	0	17.6	17.56	17.44		
5	64QAM	1	12	17.62	17.45	17.46	19	0
5	64QAM	1	24	17.65	17.4	17.46		
5	64QAM	12	0	17.42	17.3	17.24		
5	64QAM	12	7	17.42	17.3	17.26	19	0
5	64QAM	12	13	17.38	17.26	17.19		
5	64QAM	25	0	17.42	17.29	17.24		
Channel				26055	26340	26675	Tune-up limit (dBm)	MPR (dB)
Frequency (MHz)				1851.5	1880	1913.5		
3	QPSK	1	0	17.64	17.63	17.43	19	0
3	QPSK	1	8	17.6	17.5	17.51		
3	QPSK	1	14	17.7	17.44	17.5		
3	QPSK	8	0	17.66	17.52	17.45	19	0
3	QPSK	8	4	17.67	17.54	17.55		
3	QPSK	8	7	17.66	17.52	17.55		
3	QPSK	15	0	17.64	17.51	17.45	19	0
3	16QAM	1	0	17.65	17.65	17.5		
3	16QAM	1	8	17.65	17.55	17.57		
3	16QAM	1	14	17.73	17.5	17.55	19	0
3	16QAM	8	0	17.46	17.33	17.26		
3	16QAM	8	4	17.48	17.37	17.39		
3	16QAM	8	7	17.46	17.32	17.4	19	0
3	16QAM	15	0	17.43	17.29	17.27		
3	64QAM	1	0	17.56	17.51	17.34		
3	64QAM	1	8	17.57	17.44	17.5	19	0
3	64QAM	1	14	17.64	17.43	17.46		
3	64QAM	8	0	17.43	17.29	17.22		
3	64QAM	8	4	17.46	17.32	17.34	19	0
3	64QAM	8	7	17.4	17.28	17.35		
3	64QAM	15	0	17.43	17.28	17.24		



Channel				26047	26340	26683	Tune-up limit (dBm)	MPR (dB)
Frequency (MHz)				1850.7	1880	1914.3		
1.4	QPSK	1	0	17.59	17.44	17.44	19	0
1.4	QPSK	1	3	17.64	17.48	17.54		
1.4	QPSK	1	5	17.55	17.42	17.44		
1.4	QPSK	3	0	17.62	17.45	17.48		
1.4	QPSK	3	1	17.66	17.52	17.55		
1.4	QPSK	3	3	17.64	17.46	17.47		
1.4	QPSK	6	0	17.66	17.45	17.51	19	0
1.4	16QAM	1	0	17.61	17.49	17.54	19	0
1.4	16QAM	1	3	17.72	17.56	17.64		
1.4	16QAM	1	5	17.59	17.46	17.53		
1.4	16QAM	3	0	17.41	17.23	17.28		
1.4	16QAM	3	1	17.45	17.31	17.37		
1.4	16QAM	3	3	17.42	17.25	17.31		
1.4	16QAM	6	0	17.46	17.33	17.36	19	0
1.4	64QAM	1	0	17.55	17.36	17.39	19	0
1.4	64QAM	1	3	17.61	17.42	17.44		
1.4	64QAM	1	5	17.49	17.33	17.39		
1.4	64QAM	3	0	17.48	17.28	17.34		
1.4	64QAM	3	1	17.51	17.39	17.4		
1.4	64QAM	3	3	17.48	17.25	17.36		
1.4	64QAM	6	0	17.4	17.27	17.29	19	0



<LTE Band 30>

BW [MHz]	Modulation	RB Size	RB Offset	Power Low Ch. / Freq.	Power Middle Ch. / Freq.	Power High Ch. / Freq.	Tune-up limit (dBm)	MPR (dB)
Channel				27710				
Frequency (MHz)				2310				
10	QPSK	1	0		22.07		23	0
10	QPSK	1	25		21.81			
10	QPSK	1	49		21.9			
10	QPSK	25	0		21.94		23	0
10	QPSK	25	12		21.89			
10	QPSK	25	25		21.88			
10	QPSK	50	0		21.9		23	0
10	16QAM	1	0		22.05			
10	16QAM	1	25		21.83			
10	16QAM	1	49		21.72		22	1
10	16QAM	25	0		20.99			
10	16QAM	25	12		21			
10	16QAM	25	25		20.95		22	1
10	16QAM	50	0		20.97			
10	64QAM	1	0		21.07			
10	64QAM	1	25		21.01		21	2
10	64QAM	1	49		21.04			
10	64QAM	25	0		19.98			
10	64QAM	25	12		19.99		21	2
10	64QAM	25	25		19.94			
10	64QAM	50	0		19.95			



Channel				27685	27710	27735	Tune-up limit (dBm)	MPR (dB)
Frequency (MHz)				2307.5	2310	2312.5		
5	QPSK	1	0	21.83	21.91	21.86	23	0
5	QPSK	1	12	21.85	21.82	21.79		
5	QPSK	1	24	21.81	21.85	21.78		
5	QPSK	12	0	21.83	21.9	21.86	23	0
5	QPSK	12	7	21.94	21.9	21.85		
5	QPSK	12	13	21.92	21.86	21.85		
5	QPSK	25	0	21.92	21.85	21.83	23	0
5	16QAM	1	0	22.01	22.05	21.99		
5	16QAM	1	12	22.04	22.03	21.98		
5	16QAM	1	24	22.01	21.99	22	22	1
5	16QAM	12	0	20.89	21	20.93		
5	16QAM	12	7	21.02	20.97	20.94		
5	16QAM	12	13	20.98	20.93	20.92	22	1
5	16QAM	25	0	20.99	20.94	20.96		
5	64QAM	1	0	21.05	21.11	21.04		
5	64QAM	1	12	21.09	21.01	21	22	1
5	64QAM	1	24	21.03	21.03	21		
5	64QAM	12	0	19.87	19.98	19.9		
5	64QAM	12	7	20	19.95	19.92	21	2
5	64QAM	12	13	19.97	19.9	19.9		
5	64QAM	25	0	19.98	19.93	19.96		



<LTE Band 66>

BW [MHz]	Modulation	RB Size	RB Offset	Power Low Ch. / Freq.	Power Middle Ch. / Freq.	Power High Ch. / Freq.	Tune-up limit (dBm)	MPR (dB)
Channel				132072	132322	132572		
Frequency (MHz)				1720	1745	1770		
20	QPSK	1	0	16.75	16.89	16.87	18	0
20	QPSK	1	49	16.63	16.72	16.82		
20	QPSK	1	99	16.56	16.68	16.84		
20	QPSK	50	0	16.74	16.82	16.79	18	0
20	QPSK	50	24	16.65	16.72	16.71		
20	QPSK	50	50	16.6	16.67	16.76		
20	QPSK	100	0	16.68	16.8	16.74	18	0
20	16QAM	1	0	16.83	16.88	16.82		
20	16QAM	1	49	16.74	16.62	16.62		
20	16QAM	1	99	16.71	16.62	16.65	18	0
20	16QAM	50	0	16.54	16.44	16.67		
20	16QAM	50	24	16.52	16.4	16.56		
20	16QAM	50	50	16.45	16.32	16.64	18	0
20	16QAM	100	0	16.51	16.38	16.69		
20	64QAM	1	0	16.81	16.74	16.84		
20	64QAM	1	49	16.63	16.47	16.79	18	0
20	64QAM	1	99	16.57	16.62	16.81		
20	64QAM	50	0	16.56	16.44	16.62		
20	64QAM	50	24	16.48	16.39	16.57	18	0
20	64QAM	50	50	16.44	16.3	16.58		
20	64QAM	100	0	16.5	16.39	16.65		



Channel				132047	132322	132597	Tune-up limit (dBm)	MPR (dB)
Frequency (MHz)				1717.5	1745	1772.5		
15	QPSK	1	0	16.78	16.58	16.8	18	0
15	QPSK	1	37	16.59	16.42	16.82		
15	QPSK	1	74	16.58	16.56	16.84		
15	QPSK	36	0	16.71	16.56	16.76	18	0
15	QPSK	36	20	16.63	16.53	16.79		
15	QPSK	36	39	16.63	16.45	16.8		
15	QPSK	75	0	16.65	16.49	16.83	18	0
15	16QAM	1	0	16.86	16.85	16.84		
15	16QAM	1	37	16.72	16.61	16.8		
15	16QAM	1	74	16.68	16.69	16.83	18	0
15	16QAM	36	0	16.52	16.43	16.63		
15	16QAM	36	20	16.5	16.42	16.69		
15	16QAM	36	39	16.41	16.32	16.62	18	0
15	16QAM	75	0	16.47	16.39	16.67		
15	64QAM	1	0	16.76	16.7	16.83		
15	64QAM	1	37	16.58	16.51	16.79	18	0
15	64QAM	1	74	16.57	16.58	16.83		
15	64QAM	36	0	16.49	16.44	16.62		
15	64QAM	36	20	16.47	16.37	16.68	18	0
15	64QAM	36	39	16.4	16.3	16.62		
15	64QAM	75	0	16.47	16.35	16.66		
Channel				132022	132322	132622	Tune-up limit (dBm)	MPR (dB)
Frequency (MHz)				1715	1745	1775		
10	QPSK	1	0	16.71	16.61	16.62	18	0
10	QPSK	1	25	16.36	16.59	16.52		
10	QPSK	1	49	16.33	16.59	16.47		
10	QPSK	25	0	16.62	16.67	16.62	18	0
10	QPSK	25	12	16.46	16.69	16.57		
10	QPSK	25	25	16.36	16.63	16.53		
10	QPSK	50	0	16.54	16.64	16.58	18	0
10	16QAM	1	0	16.85	16.69	16.81		
10	16QAM	1	25	16.52	16.78	16.76		
10	16QAM	1	49	16.52	16.73	16.69	18	0
10	16QAM	25	0	16.47	16.53	16.46		
10	16QAM	25	12	16.34	16.57	16.44		
10	16QAM	25	25	16.22	16.52	16.38	18	0
10	16QAM	50	0	16.38	16.48	16.45		
10	64QAM	1	0	16.77	16.61	16.64		
10	64QAM	1	25	16.38	16.63	16.6	18	0
10	64QAM	1	49	16.38	16.58	16.53		
10	64QAM	25	0	16.44	16.47	16.46		
10	64QAM	25	12	16.29	16.53	16.43	18	0
10	64QAM	25	25	16.21	16.49	16.39		
10	64QAM	50	0	16.4	16.44	16.41		



Channel				131997	132322	132647	Tune-up limit (dBm)	MPR (dB)
Frequency (MHz)				1712.5	1745	1777.5		
5	QPSK	1	0	16.82	16.53	16.82	18	0
5	QPSK	1	12	16.79	16.57	16.83		
5	QPSK	1	24	16.76	16.51	16.84		
5	QPSK	12	0	16.84	16.55	16.86	18	0
5	QPSK	12	7	16.87	16.58	16.8		
5	QPSK	12	13	16.81	16.57	16.88		
5	QPSK	25	0	16.86	16.53	16.84	18	0
5	16QAM	1	0	16.72	16.66	16.84		
5	16QAM	1	12	16.63	16.72	16.74		
5	16QAM	1	24	16.67	16.64	16.63	18	0
5	16QAM	12	0	16.79	16.44	16.74		
5	16QAM	12	7	16.8	16.46	16.75		
5	16QAM	12	13	16.79	16.44	16.73	18	0
5	16QAM	25	0	16.69	16.45	16.74		
5	64QAM	1	0	16.87	16.58	16.8		
5	64QAM	1	12	16.82	16.63	16.81	18	0
5	64QAM	1	24	16.86	16.53	16.81		
5	64QAM	12	0	16.76	16.46	16.72		
5	64QAM	12	7	16.76	16.52	16.79	18	0
5	64QAM	12	13	16.71	16.44	16.75		
5	64QAM	25	0	16.68	16.38	16.67		
Channel				131987	132322	132657	Tune-up limit (dBm)	MPR (dB)
Frequency (MHz)				1711.5	1745	1778.5		
3	QPSK	1	0	16.86	16.85	16.75	18	0
3	QPSK	1	8	16.57	16.65	16.65		
3	QPSK	1	14	16.65	16.69	16.64		
3	QPSK	8	0	16.79	16.77	16.71	18	0
3	QPSK	8	4	16.72	16.75	16.74		
3	QPSK	8	7	16.7	16.68	16.69		
3	QPSK	15	0	16.73	16.72	16.7	18	0
3	16QAM	1	0	16.86	16.81	16.87		
3	16QAM	1	8	16.8	16.79	16.84		
3	16QAM	1	14	16.77	16.81	16.78	18	0
3	16QAM	8	0	16.61	16.61	16.6		
3	16QAM	8	4	16.56	16.57	16.56		
3	16QAM	8	7	16.51	16.55	16.56	18	0
3	16QAM	15	0	16.54	16.57	16.53		
3	64QAM	1	0	16.83	16.82	16.77		
3	64QAM	1	8	16.71	16.66	16.72	18	0
3	64QAM	1	14	16.61	16.65	16.66		
3	64QAM	8	0	16.6	16.61	16.57		
3	64QAM	8	4	16.58	16.56	16.57	18	0
3	64QAM	8	7	16.49	16.53	16.55		
3	64QAM	15	0	16.57	16.58	16.52		



Channel				131979	132322	132665	Tune-up limit (dBm)	MPR (dB)
Frequency (MHz)				1710.7	1745	1779.3		
1.4	QPSK	1	0	16.73	16.72	16.64	18	0
1.4	QPSK	1	3	16.63	16.7	16.71		
1.4	QPSK	1	5	16.58	16.7	16.66		
1.4	QPSK	3	0	16.73	16.78	16.68		
1.4	QPSK	3	1	16.68	16.8	16.72		
1.4	QPSK	3	3	16.64	16.74	16.7		
1.4	QPSK	6	0	16.69	16.75	16.66	18	0
1.4	16QAM	1	0	16.82	16.8	16.76	18	0
1.4	16QAM	1	3	16.87	16.89	16.86		
1.4	16QAM	1	5	16.8	16.84	16.76		
1.4	16QAM	3	0	16.57	16.64	16.56		
1.4	16QAM	3	1	16.55	16.68	16.57		
1.4	16QAM	3	3	16.49	16.63	16.55		
1.4	16QAM	6	0	16.56	16.59	16.56	18	0
1.4	64QAM	1	0	16.75	16.72	16.62	18	0
1.4	64QAM	1	3	16.71	16.74	16.73		
1.4	64QAM	1	5	16.64	16.69	16.63		
1.4	64QAM	3	0	16.57	16.58	16.54		
1.4	64QAM	3	1	16.54	16.64	16.61		
1.4	64QAM	3	3	16.5	16.6	16.57		
1.4	64QAM	6	0	16.52	16.55	16.49	18	0

<Reduced Power Mode for Hotspot On>

<LTE Band 2>

BW [MHz]	Modulation	RB Size	RB Offset	Power Low Ch. / Freq.	Power Middle Ch. / Freq.	Power High Ch. / Freq.	Tune-up limit (dBm)	MPR (dB)
Channel				18700	18900	19100		
Frequency (MHz)				1860	1880	1900		
20	QPSK	1	0	15.35	15.21	14.98	16.5	0
20	QPSK	1	49	14.98	14.89	14.93		
20	QPSK	1	99	15.03	14.95	14.9		
20	QPSK	50	0	15.11	14.97	14.9	16.5	0
20	QPSK	50	24	15.02	14.87	14.9		
20	QPSK	50	50	14.94	14.82	14.9		
20	QPSK	100	0	15.05	14.91	14.82		
20	16QAM	1	0	15.28	15.25	14.93	16.5	0
20	16QAM	1	49	14.98	14.87	14.9		
20	16QAM	1	99	15.06	14.98	14.89		
20	16QAM	50	0	15.21	15.09	15	16.5	0
20	16QAM	50	24	15.13	15.04	15.05		
20	16QAM	50	50	15.05	14.97	14.97		
20	16QAM	100	0	15.11	15.03	14.92		
20	64QAM	1	0	15.27	15.17	14.88	16.5	0
20	64QAM	1	49	14.86	14.79	14.78		
20	64QAM	1	99	14.94	14.89	14.79		
20	64QAM	50	0	15.2	15.08	14.97	16.5	0
20	64QAM	50	24	15.12	15.03	15.04		
20	64QAM	50	50	15.03	14.96	14.94		
20	64QAM	100	0	15.12	15.02	14.91		



Channel				18675	18900	19125	Tune-up limit (dBm)	MPR (dB)
Frequency (MHz)				1857.5	1880	1902.5		
15	QPSK	1	0	15.14	14.98	14.97	16.5	0
15	QPSK	1	37	14.93	14.81	14.82		
15	QPSK	1	74	14.89	14.8	14.8		
15	QPSK	36	0	15.11	14.97	14.95	16.5	0
15	QPSK	36	20	15.01	14.88	14.91		
15	QPSK	36	39	14.95	14.84	14.86		
15	QPSK	75	0	15.04	14.91	14.91	16.5	0
15	16QAM	1	0	15.23	15.08	15.03		
15	16QAM	1	37	14.97	14.87	14.87		
15	16QAM	1	74	14.94	14.82	14.85	16.5	0
15	16QAM	36	0	15.2	15.08	15.02		
15	16QAM	36	20	15.17	15.04	15.05		
15	16QAM	36	39	15.11	14.95	14.96	16.5	0
15	16QAM	75	0	15.14	15.02	14.98		
15	64QAM	1	0	15.11	14.96	14.91		
15	64QAM	1	37	14.88	14.74	14.76	16.5	0
15	64QAM	1	74	14.82	14.71	14.72		
15	64QAM	36	0	15.19	15.04	15.01		
15	64QAM	36	20	15.17	15.03	15.04	16.5	0
15	64QAM	36	39	15.09	14.96	14.96		
15	64QAM	75	0	15.14	15.02	14.98		
Channel				18650	18900	19150	Tune-up limit (dBm)	MPR (dB)
Frequency (MHz)				1855	1880	1905		
10	QPSK	1	0	15.17	15	14.98	16.5	0
10	QPSK	1	25	14.96	14.83	14.83		
10	QPSK	1	49	14.92	14.82	14.81		
10	QPSK	25	0	15.14	14.99	14.96	16.5	0
10	QPSK	25	12	15.04	14.9	14.92		
10	QPSK	25	25	14.98	14.86	14.87		
10	QPSK	50	0	15.07	14.93	14.92	16.5	0
10	16QAM	1	0	15.26	15.1	15.04		
10	16QAM	1	25	15	14.89	14.88		
10	16QAM	1	49	14.97	14.84	14.86	16.5	0
10	16QAM	25	0	15.23	15.1	15.03		
10	16QAM	25	12	15.2	15.06	15.06		
10	16QAM	25	25	15.14	14.97	14.97	16.5	0
10	16QAM	50	0	15.17	15.04	14.99		
10	64QAM	1	0	15.14	14.98	14.92		
10	64QAM	1	25	14.91	14.76	14.77	16.5	0
10	64QAM	1	49	14.85	14.73	14.73		
10	64QAM	25	0	15.22	15.06	15.02		
10	64QAM	25	12	15.2	15.05	15.05	16.5	0
10	64QAM	25	25	15.12	14.98	14.97		
10	64QAM	50	0	15.17	15.04	14.99		



Channel				18625	18900	19175	Tune-up limit (dBm)	MPR (dB)
Frequency (MHz)				1852.5	1880	1907.5		
5	QPSK	1	0	15.03	14.86	14.85	16.5	0
5	QPSK	1	12	14.96	14.79	14.78		
5	QPSK	1	24	14.96	14.81	14.76		
5	QPSK	12	0	15.06	14.85	14.84	16.5	0
5	QPSK	12	7	15.01	14.88	14.86		
5	QPSK	12	13	14.99	14.83	14.8		
5	QPSK	25	0	15	14.83	14.84	16.5	0
5	16QAM	1	0	15.34	15.21	15.17		
5	16QAM	1	12	15.3	15.14	15.14		
5	16QAM	1	24	15.27	15.14	15.09	16.5	0
5	16QAM	12	0	15.15	15.02	14.97		
5	16QAM	12	7	15.13	14.97	14.94		
5	16QAM	12	13	15.1	14.95	14.93	16.5	0
5	16QAM	25	0	15.12	14.97	14.91		
5	64QAM	1	0	15.28	15.12	15.07		
5	64QAM	1	12	15.24	15.03	15.03	16.5	0
5	64QAM	1	24	15.2	15.05	14.96		
5	64QAM	12	0	15.13	14.98	14.96		
5	64QAM	12	7	15.12	14.95	14.94	16.5	0
5	64QAM	12	13	15.09	14.95	14.93		
5	64QAM	25	0	15.12	14.97	14.9		
Channel				18615	18900	19185	Tune-up limit (dBm)	MPR (dB)
Frequency (MHz)				1851.5	1880	1908.5		
3	QPSK	1	0	14.99	14.83	14.79	16.5	0
3	QPSK	1	8	14.99	14.8	14.75		
3	QPSK	1	14	14.95	14.78	14.76		
3	QPSK	8	0	15.03	14.83	14.82	16.5	0
3	QPSK	8	4	15.06	14.88	14.85		
3	QPSK	8	7	14.99	14.8	14.82		
3	QPSK	15	0	15	14.8	14.82	16.5	0
3	16QAM	1	0	15.29	15.15	15.13		
3	16QAM	1	8	15.26	15.13	15.09		
3	16QAM	1	14	15.26	15.1	15.02	16.5	0
3	16QAM	8	0	15.15	14.98	14.95		
3	16QAM	8	4	15.18	15.02	14.97		
3	16QAM	8	7	15.14	14.97	14.93	16.5	0
3	16QAM	15	0	15.11	14.97	14.91		
3	64QAM	1	0	15.22	15.05	15.03		
3	64QAM	1	8	15.23	15.04	14.99	16.5	0
3	64QAM	1	14	15.19	15.01	14.96		
3	64QAM	8	0	15.11	14.98	14.91		
3	64QAM	8	4	15.16	14.98	14.92	16.5	0
3	64QAM	8	7	15.09	14.96	14.92		
3	64QAM	15	0	15.09	14.96	14.89		



Channel				18607	18900	19193	Tune-up limit (dBm)	MPR (dB)
Frequency (MHz)				1850.7	1880	1909.3		
1.4	QPSK	1	0	14.89	14.71	14.69	16.5	0
1.4	QPSK	1	3	14.98	14.8	14.79		
1.4	QPSK	1	5	14.88	14.71	14.67		
1.4	QPSK	3	0	14.96	14.76	14.75		
1.4	QPSK	3	1	14.99	14.82	14.75		
1.4	QPSK	3	3	14.95	14.78	14.73		
1.4	QPSK	6	0	14.96	14.78	14.76	16.5	0
1.4	16QAM	1	0	15.22	15.09	15.01	16.5	0
1.4	16QAM	1	3	15.33	15.15	15.1		
1.4	16QAM	1	5	15.22	15.09	14.96		
1.4	16QAM	3	0	15.05	14.89	14.86		
1.4	16QAM	3	1	15.08	14.91	14.86		
1.4	16QAM	3	3	15.03	14.88	14.81		
1.4	16QAM	6	0	15.14	14.95	14.9	16.5	0
1.4	64QAM	1	0	15.19	15.01	14.88	16.5	0
1.4	64QAM	1	3	15.25	15.04	14.96		
1.4	64QAM	1	5	15.13	14.98	14.88		
1.4	64QAM	3	0	15.12	14.91	14.86		
1.4	64QAM	3	1	15.15	14.95	14.86		
1.4	64QAM	3	3	15.1	14.9	14.8		
1.4	64QAM	6	0	15.07	14.88	14.83	16.5	0



<LTE Band 4>

BW [MHz]	Modulation	RB Size	RB Offset	Power Low Ch. / Freq.	Power Middle Ch. / Freq.	Power High Ch. / Freq.	Tune-up limit (dBm)	MPR (dB)
Channel				20050	20175	20300		
Frequency (MHz)				1720	1732.5	1745		
20	QPSK	1	0	14.58	14.55	14.53	16	0
20	QPSK	1	49	14.41	14.41	14.24		
20	QPSK	1	99	14.34	14.26	14.14		
20	QPSK	50	0	14.44	14.38	14.32	16	0
20	QPSK	50	24	14.37	14.32	14.27		
20	QPSK	50	50	14.34	14.23	14.1		
20	QPSK	100	0	14.4	14.3	14.28		
20	16QAM	1	0	14.53	14.57	14.56	16	0
20	16QAM	1	49	14.43	14.39	14.21		
20	16QAM	1	99	14.45	14.36	14.11		
20	16QAM	50	0	14.41	14.38	14.32	16	0
20	16QAM	50	24	14.33	14.31	14.24		
20	16QAM	50	50	14.29	14.21	14.06		
20	16QAM	100	0	14.35	14.32	14.21		
20	64QAM	1	0	14.53	14.51	14.56	16	0
20	64QAM	1	49	14.49	14.49	14.26		
20	64QAM	1	99	14.45	14.35	14.19		
20	64QAM	50	0	14.37	14.34	14.33	16	0
20	64QAM	50	24	14.33	14.27	14.24		
20	64QAM	50	50	14.29	14.21	14.05		
20	64QAM	100	0	14.36	14.24	14.24		



Channel				20025	20175	20325	Tune-up limit (dBm)	MPR (dB)
Frequency (MHz)				1717.5	1732.5	1747.5		
15	QPSK	1	0	14.48	14.46	14.4	16	0
15	QPSK	1	37	14.34	14.29	14.11		
15	QPSK	1	74	14.37	14.27	14.11		
15	QPSK	36	0	14.47	14.37	14.32	16	0
15	QPSK	36	20	14.4	14.34	14.18		
15	QPSK	36	39	14.34	14.3	14.1		
15	QPSK	75	0	14.37	14.33	14.25	16	0
15	16QAM	1	0	14.53	14.57	14.51		
15	16QAM	1	37	14.46	14.43	14.23		
15	16QAM	1	74	14.5	14.42	14.18	16	0
15	16QAM	36	0	14.39	14.35	14.29		
15	16QAM	36	20	14.37	14.3	14.15		
15	16QAM	36	39	14.33	14.25	14.08	16	0
15	16QAM	75	0	14.37	14.3	14.26		
15	64QAM	1	0	14.54	14.53	14.56		
15	64QAM	1	37	14.5	14.45	14.18	16	0
15	64QAM	1	74	14.48	14.42	14.21		
15	64QAM	36	0	14.4	14.34	14.28		
15	64QAM	36	20	14.37	14.29	14.14	16	0
15	64QAM	36	39	14.32	14.25	14.06		
15	64QAM	75	0	14.34	14.3	14.24		
Channel				20000	20175	20350	Tune-up limit (dBm)	MPR (dB)
Frequency (MHz)				1715	1732.5	1750		
10	QPSK	1	0	14.43	14.38	14.15	16	0
10	QPSK	1	25	14.3	14.22	14.06		
10	QPSK	1	49	14.31	14.27	14.03		
10	QPSK	25	0	14.4	14.29	14.16	16	0
10	QPSK	25	12	14.36	14.3	14.14		
10	QPSK	25	25	14.35	14.25	14.09		
10	QPSK	50	0	14.38	14.29	14.1	16	0
10	16QAM	1	0	14.53	14.48	14.3		
10	16QAM	1	25	14.42	14.38	14.18		
10	16QAM	1	49	14.4	14.37	14.14	16	0
10	16QAM	25	0	14.34	14.31	14.1		
10	16QAM	25	12	14.33	14.26	14.09		
10	16QAM	25	25	14.28	14.22	14.05	16	0
10	16QAM	50	0	14.34	14.29	14.09		
10	64QAM	1	0	14.26	14.47	14.29		
10	64QAM	1	25	14.47	14.42	14.19	16	0
10	64QAM	1	49	14.47	14.37	14.17		
10	64QAM	25	0	14.33	14.29	14.12		
10	64QAM	25	12	14.33	14.27	14.09	16	0
10	64QAM	25	25	14.29	14.24	14.05		
10	64QAM	50	0	14.32	14.25	14.09		



Channel				19975	20175	20375	Tune-up limit (dBm)	MPR (dB)
Frequency (MHz)				1712.5	1732.5	1752.5		
5	QPSK	1	0	14.38	14.28	14.1	16	0
5	QPSK	1	12	14.3	14.22	14.05		
5	QPSK	1	24	14.31	14.23	14.04		
5	QPSK	12	0	14.39	14.3	14.14	16	0
5	QPSK	12	7	14.41	14.33	14.11		
5	QPSK	12	13	14.38	14.29	14.1		
5	QPSK	25	0	14.36	14.26	14.07	16	0
5	16QAM	1	0	14.48	14.4	14.21		
5	16QAM	1	12	14.41	14.39	14.16		
5	16QAM	1	24	14.38	14.39	14.15	16	0
5	16QAM	12	0	14.36	14.28	14.1		
5	16QAM	12	7	14.36	14.33	14.06		
5	16QAM	12	13	14.35	14.28	14.08	16	0
5	16QAM	25	0	14.3	14.24	14.04		
5	64QAM	1	0	14.51	14.47	14.26		
5	64QAM	1	12	14.45	14.36	14.19	16	0
5	64QAM	1	24	14.46	14.41	14.16		
5	64QAM	12	0	14.34	14.3	14.08		
5	64QAM	12	7	14.33	14.32	14.04	16	0
5	64QAM	12	13	14.34	14.25	14.05		
5	64QAM	25	0	14.3	14.23	14.07		
Channel				19965	20175	20385	Tune-up limit (dBm)	MPR (dB)
Frequency (MHz)				1711.5	1732.5	1753.5		
3	QPSK	1	0	14.32	14.25	14.05	16	0
3	QPSK	1	8	14.34	14.22	14.02		
3	QPSK	1	14	14.28	14.23	14		
3	QPSK	8	0	14.34	14.3	14.07	16	0
3	QPSK	8	4	14.38	14.32	14.12		
3	QPSK	8	7	14.34	14.25	14.08		
3	QPSK	15	0	14.33	14.23	14.03	16	0
3	16QAM	1	0	14.48	14.38	14.15		
3	16QAM	1	8	14.42	14.39	14.14		
3	16QAM	1	14	14.42	14.35	14.1	16	0
3	16QAM	8	0	14.37	14.33	14.08		
3	16QAM	8	4	14.38	14.33	14.1		
3	16QAM	8	7	14.37	14.31	14.08	16	0
3	16QAM	15	0	14.31	14.22	14.04		
3	64QAM	1	0	14.44	14.45	14.18		
3	64QAM	1	8	14.43	14.42	14.19	16	0
3	64QAM	1	14	14.42	14.39	14.13		
3	64QAM	8	0	14.32	14.29	14.03		
3	64QAM	8	4	14.34	14.3	14.08	16	0
3	64QAM	8	7	14.33	14.27	14.03		
3	64QAM	15	0	14.25	14.21	14		



Channel				19957	20175	20393	Tune-up limit (dBm)	MPR (dB)
Frequency (MHz)				1710.7	1732.5	1754.3		
1.4	QPSK	1	0	14.26	14.17	14.18	16	0
1.4	QPSK	1	3	14.33	14.23	14.06		
1.4	QPSK	1	5	14.24	14.14	14.24		
1.4	QPSK	3	0	14.27	14.19	14		
1.4	QPSK	3	1	14.32	14.25	14.03		
1.4	QPSK	3	3	14.29	14.21	14.02		
1.4	QPSK	6	0	14.31	14.21	14.29	16	0
1.4	16QAM	1	0	14.33	14.31	14.08	16	0
1.4	16QAM	1	3	14.43	14.38	14.14		
1.4	16QAM	1	5	14.37	14.3	14.08		
1.4	16QAM	3	0	14.27	14.23	14		
1.4	16QAM	3	1	14.3	14.27	14.03		
1.4	16QAM	3	3	14.27	14.21	14		
1.4	16QAM	6	0	14.31	14.25	14.04	16	0
1.4	64QAM	1	0	14.37	14.36	14.1	16	0
1.4	64QAM	1	3	14.41	14.36	14.15		
1.4	64QAM	1	5	14.38	14.3	14.13		
1.4	64QAM	3	0	14.28	14.23	14.03		
1.4	64QAM	3	1	14.31	14.29	14.07		
1.4	64QAM	3	3	14.29	14.22	14		
1.4	64QAM	6	0	14.24	14.15	14.27	16	0



<LTE Band 7>

BW [MHz]	Modulation	RB Size	RB Offset	Power Low Ch. / Freq.	Power Middle Ch. / Freq.	Power High Ch. / Freq.	Tune-up limit (dBm)	MPR (dB)
Channel				20850	21100	21350		
Frequency (MHz)				2510	2535	2560		
20	QPSK	1	0	19.72	20.06	19.93	20.5	0
20	QPSK	1	49	19.73	19.9	19.82		
20	QPSK	1	99	19.67	19.77	19.89		
20	QPSK	50	0	19.88	19.91	19.84	20.5	0
20	QPSK	50	24	19.83	19.8	19.87		
20	QPSK	50	50	19.78	19.77	19.9		
20	QPSK	100	0	19.82	19.9	19.86	20.5	0
20	16QAM	1	0	19.73	19.68	19.85		
20	16QAM	1	49	19.71	19.76	19.9		
20	16QAM	1	99	19.74	19.83	19.97	20.5	0
20	16QAM	50	0	19.78	19.76	19.85		
20	16QAM	50	24	19.78	19.78	19.88		
20	16QAM	50	50	19.72	19.75	19.85	20.5	0
20	16QAM	100	0	19.73	19.73	19.85		
20	64QAM	1	0	19.79	19.73	19.9		
20	64QAM	1	49	19.79	19.79	19.94	20.5	0
20	64QAM	1	99	19.77	19.92	20.02		
20	64QAM	50	0	19.78	19.73	19.82		
20	64QAM	50	24	19.74	19.75	19.85	20.5	0
20	64QAM	50	50	19.67	19.72	19.84		
20	64QAM	100	0	19.77	19.72	19.88		



Channel				20825	21100	21375	Tune-up limit (dBm)	MPR (dB)
Frequency (MHz)				2507.5	2535	2562.5		
15	QPSK	1	0	19.8	19.74	19.87	20.5	0
15	QPSK	1	37	19.69	19.69	19.85		
15	QPSK	1	74	19.76	19.76	19.92		
15	QPSK	36	0	19.78	19.81	19.9	20.5	0
15	QPSK	36	20	19.91	19.81	19.89		
15	QPSK	36	39	19.81	19.79	19.89		
15	QPSK	75	0	19.85	19.79	19.89	20.5	0
15	16QAM	1	0	19.78	19.87	19.92		
15	16QAM	1	37	19.72	19.77	19.91		
15	16QAM	1	74	19.76	19.86	19.97	20.5	0
15	16QAM	36	0	19.68	19.7	19.85		
15	16QAM	36	20	19.81	19.79	19.9		
15	16QAM	36	39	19.75	19.77	19.87	20.5	0
15	16QAM	75	0	19.74	19.72	19.89		
15	64QAM	1	0	19.86	19.92	20.02		
15	64QAM	1	37	19.75	19.78	19.96	20.5	0
15	64QAM	1	74	19.77	19.9	20.04		
15	64QAM	36	0	19.68	19.72	19.83		
15	64QAM	36	20	19.8	19.77	19.88	20.5	0
15	64QAM	36	39	19.74	19.76	19.85		
15	64QAM	75	0	19.73	19.73	19.88		
Channel				20800	21100	21400	Tune-up limit (dBm)	MPR (dB)
Frequency (MHz)				2505	2535	2565		
10	QPSK	1	0	19.75	19.72	19.87	20.5	0
10	QPSK	1	25	19.69	19.69	19.86		
10	QPSK	1	49	19.79	19.72	19.87		
10	QPSK	25	0	19.8	19.78	19.92	20.5	0
10	QPSK	25	12	19.81	19.78	19.94		
10	QPSK	25	25	19.86	19.76	19.92		
10	QPSK	50	0	19.87	19.76	19.87	20.5	0
10	16QAM	1	0	19.75	19.77	19.94		
10	16QAM	1	25	19.68	19.76	19.95		
10	16QAM	1	49	19.77	19.74	19.96	20.5	0
10	16QAM	25	0	19.73	19.72	19.84		
10	16QAM	25	12	19.7	19.73	19.91		
10	16QAM	25	25	19.75	19.74	19.87	20.5	0
10	16QAM	50	0	19.76	19.75	19.88		
10	64QAM	1	0	19.81	19.84	20.01		
10	64QAM	1	25	19.75	19.83	19.99	20.5	0
10	64QAM	1	49	19.86	19.82	19.99		
10	64QAM	25	0	19.71	19.74	19.87		
10	64QAM	25	12	19.72	19.73	19.92	20.5	0
10	64QAM	25	25	19.76	19.75	19.87		
10	64QAM	50	0	19.76	19.74	19.86		



Channel				20775	21100	21425	Tune-up limit (dBm)	MPR (dB)
Frequency (MHz)				2502.5	2535	2567.5		
5	QPSK	1	0	19.73	19.72	19.88	20.5	0
5	QPSK	1	12	19.74	19.7	19.87		
5	QPSK	1	24	19.71	19.71	19.84		
5	QPSK	12	0	19.78	19.75	19.92	20.5	0
5	QPSK	12	7	19.81	19.78	19.97		
5	QPSK	12	13	19.8	19.79	19.9		
5	QPSK	25	0	19.78	19.75	19.9	20.5	0
5	16QAM	1	0	19.65	19.73	19.96		
5	16QAM	1	12	19.73	19.75	19.98		
5	16QAM	1	24	19.64	19.8	19.94	20.5	0
5	16QAM	12	0	19.69	19.72	19.9		
5	16QAM	12	7	19.74	19.77	19.88		
5	16QAM	12	13	19.66	19.69	19.89	20.5	0
5	16QAM	25	0	19.68	19.71	19.89		
5	64QAM	1	0	19.74	19.77	20		
5	64QAM	1	12	19.76	19.8	20.02	20.5	0
5	64QAM	1	24	19.7	19.81	19.96		
5	64QAM	12	0	19.67	19.7	19.88		
5	64QAM	12	7	19.73	19.75	19.91	20.5	0
5	64QAM	12	13	19.64	19.68	19.88		
5	64QAM	25	0	19.67	19.7	19.89		



<LTE Band 25>

BW [MHz]	Modulation	RB Size	RB Offset	Power Low Ch. / Freq.	Power Middle Ch. / Freq.	Power High Ch. / Freq.	Tune-up limit (dBm)	MPR (dB)
Channel				26140	26340	26590		
Frequency (MHz)				1860	1880	1905		
20	QPSK	1	0	15.28	15.31	14.91	16.5	0
20	QPSK	1	49	15.04	14.88	14.9		
20	QPSK	1	99	15.11	14.9	14.88		
20	QPSK	50	0	14.96	15.01	14.87	16.5	0
20	QPSK	50	24	14.98	15.07	14.91		
20	QPSK	50	50	14.9	14.88	14.86		
20	QPSK	100	0	14.99	15.05	14.94		
20	16QAM	1	0	15.25	15.25	14.83	16.5	0
20	16QAM	1	49	14.97	14.76	14.78		
20	16QAM	1	99	15.01	14.85	14.78		
20	16QAM	50	0	14.95	14.83	14.72	16.5	0
20	16QAM	50	24	14.98	14.77	14.71		
20	16QAM	50	50	14.89	14.71	14.66		
20	16QAM	100	0	14.85	14.8	14.74		
20	64QAM	1	0	15.3	15.29	14.87	16.5	0
20	64QAM	1	49	15.03	14.81	14.84		
20	64QAM	1	99	15.06	14.89	14.8		
20	64QAM	50	0	14.93	14.82	14.71	16.5	0
20	64QAM	50	24	14.96	14.75	14.69		
20	64QAM	50	50	14.87	14.69	14.65		
20	64QAM	100	0	14.86	14.8	14.73		



Channel				26115	26340	26615	Tune-up limit (dBm)	MPR (dB)
Frequency (MHz)				1857.5	1880	1907.5		
15	QPSK	1	0	15.07	15.02	14.87	16.5	0
15	QPSK	1	37	14.95	14.74	14.69		
15	QPSK	1	74	14.9	14.71	14.74		
15	QPSK	36	0	14.97	14.83	14.82	16.5	0
15	QPSK	36	20	15.05	14.84	14.77		
15	QPSK	36	39	14.97	14.73	14.69		
15	QPSK	75	0	14.92	14.82	14.77	16.5	0
15	16QAM	1	0	15.14	15.08	14.92		
15	16QAM	1	37	15.01	14.8	14.78		
15	16QAM	1	74	14.98	14.8	14.8	16.5	0
15	16QAM	36	0	14.96	14.82	14.78		
15	16QAM	36	20	15.02	14.79	14.7		
15	16QAM	36	39	14.95	14.71	14.62	16.5	0
15	16QAM	75	0	14.89	14.77	14.72		
15	64QAM	1	0	15.16	15.15	14.99		
15	64QAM	1	37	15.08	14.85	14.85	16.5	0
15	64QAM	1	74	14.98	14.82	14.87		
15	64QAM	36	0	14.92	14.78	14.77		
15	64QAM	36	20	15.02	14.78	14.68	16.5	0
15	64QAM	36	39	14.95	14.68	14.6		
15	64QAM	75	0	14.89	14.77	14.72		
Channel				26090	26340	26640	Tune-up limit (dBm)	MPR (dB)
Frequency (MHz)				1855	1880	1910		
10	QPSK	1	0	15.18	15.11	14.78	16.5	0
10	QPSK	1	25	14.95	14.71	14.69		
10	QPSK	1	49	15.08	14.88	14.69		
10	QPSK	25	0	14.96	14.82	14.74	16.5	0
10	QPSK	25	12	15.02	14.77	14.71		
10	QPSK	25	25	14.98	14.76	14.69		
10	QPSK	50	0	14.94	14.81	14.7	16.5	0
10	16QAM	1	0	15.24	15.19	14.88		
10	16QAM	1	25	15.02	14.78	14.77		
10	16QAM	1	49	15.17	14.94	14.76	16.5	0
10	16QAM	25	0	14.94	14.78	14.69		
10	16QAM	25	12	15	14.74	14.64		
10	16QAM	25	25	14.93	14.72	14.66	16.5	0
10	16QAM	50	0	14.89	14.77	14.7		
10	64QAM	1	0	15.23	15.21	14.86		
10	64QAM	1	25	15.05	14.78	14.77	16.5	0
10	64QAM	1	49	15.19	14.95	14.78		
10	64QAM	25	0	14.91	14.79	14.7		
10	64QAM	25	12	14.98	14.77	14.64	16.5	0
10	64QAM	25	25	14.92	14.7	14.65		
10	64QAM	50	0	14.88	14.75	14.67		



Channel				26065	26340	26665	Tune-up limit (dBm)	MPR (dB)
Frequency (MHz)				1852.5	1880	1912.5		
5	QPSK	1	0	14.95	14.88	14.7	16.5	0
5	QPSK	1	12	14.97	14.72	14.71		
5	QPSK	1	24	14.98	14.73	14.7		
5	QPSK	12	0	14.98	14.79	14.71	16.5	0
5	QPSK	12	7	14.93	14.77	14.72		
5	QPSK	12	13	14.94	14.77	14.65		
5	QPSK	25	0	14.91	14.73	14.66	16.5	0
5	16QAM	1	0	15.04	14.95	14.74		
5	16QAM	1	12	15.04	14.81	14.78		
5	16QAM	1	24	15.04	14.79	14.76	16.5	0
5	16QAM	12	0	14.93	14.78	14.64		
5	16QAM	12	7	14.87	14.74	14.63		
5	16QAM	12	13	14.86	14.69	14.61	16.5	0
5	16QAM	25	0	14.86	14.7	14.64		
5	64QAM	1	0	15.06	14.99	14.79		
5	64QAM	1	12	15.1	14.84	14.75	16.5	0
5	64QAM	1	24	15.09	14.82	14.78		
5	64QAM	12	0	14.9	14.75	14.61		
5	64QAM	12	7	14.87	14.72	14.61	16.5	0
5	64QAM	12	13	14.85	14.66	14.59		
5	64QAM	25	0	14.86	14.68	14.61		
Channel				26055	26340	26675	Tune-up limit (dBm)	MPR (dB)
Frequency (MHz)				1851.5	1880	1913.5		
3	QPSK	1	0	14.9	14.82	14.63	16.5	0
3	QPSK	1	8	14.88	14.7	14.68		
3	QPSK	1	14	14.96	14.68	14.65		
3	QPSK	8	0	14.93	14.77	14.66	16.5	0
3	QPSK	8	4	14.97	14.77	14.78		
3	QPSK	8	7	14.9	14.75	14.74		
3	QPSK	15	0	14.89	14.73	14.64	16.5	0
3	16QAM	1	0	14.89	14.82	14.65		
3	16QAM	1	8	14.9	14.77	14.71		
3	16QAM	1	14	14.99	14.73	14.67	16.5	0
3	16QAM	8	0	14.92	14.76	14.61		
3	16QAM	8	4	14.92	14.76	14.71		
3	16QAM	8	7	14.89	14.73	14.69	16.5	0
3	16QAM	15	0	14.85	14.72	14.6		
3	64QAM	1	0	14.97	14.94	14.69		
3	64QAM	1	8	14.96	14.8	14.77	16.5	0
3	64QAM	1	14	15.06	14.76	14.73		
3	64QAM	8	0	14.87	14.73	14.56		
3	64QAM	8	4	14.89	14.71	14.66	16.5	0
3	64QAM	8	7	14.84	14.7	14.65		
3	64QAM	15	0	14.82	14.69	14.57		



Channel				26047	26340	26683	Tune-up limit (dBm)	MPR (dB)
Frequency (MHz)				1850.7	1880	1914.3		
1.4	QPSK	1	0	14.84	14.64	14.58	16.5	0
1.4	QPSK	1	3	14.89	14.72	14.67		
1.4	QPSK	1	5	14.82	14.61	14.59		
1.4	QPSK	3	0	14.86	14.65	14.64		
1.4	QPSK	3	1	14.9	14.71	14.71		
1.4	QPSK	3	3	14.86	14.67	14.64		
1.4	QPSK	6	0	14.86	14.66	14.66	16.5	0
1.4	16QAM	1	0	14.84	14.69	14.63	16.5	0
1.4	16QAM	1	3	14.91	14.79	14.74		
1.4	16QAM	1	5	14.84	14.64	14.65		
1.4	16QAM	3	0	14.81	14.6	14.6		
1.4	16QAM	3	1	14.85	14.67	14.62		
1.4	16QAM	3	3	14.8	14.62	14.6		
1.4	16QAM	6	0	14.88	14.72	14.64	16.5	0
1.4	64QAM	1	0	14.89	14.76	14.7	16.5	0
1.4	64QAM	1	3	14.93	14.81	14.73		
1.4	64QAM	1	5	14.89	14.71	14.67		
1.4	64QAM	3	0	14.81	14.67	14.6		
1.4	64QAM	3	1	14.86	14.71	14.66		
1.4	64QAM	3	3	14.8	14.64	14.64		
1.4	64QAM	6	0	14.79	14.61	14.56	16.5	0



<LTE Band 30>

BW [MHz]	Modulation	RB Size	RB Offset	Power Low Ch. / Freq.	Power Middle Ch. / Freq.	Power High Ch. / Freq.	Tune-up limit (dBm)	MPR (dB)
Channel				27710				
Frequency (MHz)				2310				
10	QPSK	1	0		22.07		23	0
10	QPSK	1	25		21.81			
10	QPSK	1	49		21.9			
10	QPSK	25	0		21.94		23	0
10	QPSK	25	12		21.89			
10	QPSK	25	25		21.88			
10	QPSK	50	0		21.9		23	0
10	16QAM	1	0		22.05			
10	16QAM	1	25		21.83			
10	16QAM	1	49		21.72		22	1
10	16QAM	25	0		20.99			
10	16QAM	25	12		21			
10	16QAM	25	25		20.95		22	1
10	16QAM	50	0		20.97			
10	64QAM	1	0		21.07			
10	64QAM	1	25		21.01		22	1
10	64QAM	1	49		21.04			
10	64QAM	25	0		19.98			
10	64QAM	25	12		19.99		21	2
10	64QAM	25	25		19.94			
10	64QAM	50	0		19.95			



Channel				27685	27710	27735	Tune-up limit (dBm)	MPR (dB)
Frequency (MHz)				2307.5	2310	2312.5		
5	QPSK	1	0	21.83	21.91	21.86	23	0
5	QPSK	1	12	21.85	21.82	21.79		
5	QPSK	1	24	21.81	21.85	21.78		
5	QPSK	12	0	21.83	21.9	21.86	23	0
5	QPSK	12	7	21.94	21.9	21.85		
5	QPSK	12	13	21.92	21.86	21.85		
5	QPSK	25	0	21.92	21.85	21.83		
5	16QAM	1	0	22.01	22.05	21.99	23	0
5	16QAM	1	12	22.04	22.03	21.98		
5	16QAM	1	24	22.01	21.99	22		
5	16QAM	12	0	20.89	21	20.93	22	1
5	16QAM	12	7	21.02	20.97	20.94		
5	16QAM	12	13	20.98	20.93	20.92		
5	16QAM	25	0	20.99	20.94	20.96		
5	64QAM	1	0	21.05	21.11	21.04	22	1
5	64QAM	1	12	21.09	21.01	21		
5	64QAM	1	24	21.03	21.03	21		
5	64QAM	12	0	19.87	19.98	19.9	21	2
5	64QAM	12	7	20	19.95	19.92		
5	64QAM	12	13	19.97	19.9	19.9		
5	64QAM	25	0	19.98	19.93	19.96		



<LTE Band 66>

BW [MHz]	Modulation	RB Size	RB Offset	Power Low Ch. / Freq.	Power Middle Ch. / Freq.	Power High Ch. / Freq.	Tune-up limit (dBm)	MPR (dB)
Channel				132072	132322	132572		
Frequency (MHz)				1720	1745	1770		
20	QPSK	1	0	14.76	14.88	14.85	16	0
20	QPSK	1	49	14.62	14.49	14.76		
20	QPSK	1	99	14.53	14.55	14.82		
20	QPSK	50	0	14.74	14.81	14.78	16	0
20	QPSK	50	24	14.68	14.56	14.71		
20	QPSK	50	50	14.68	14.5	14.77		
20	QPSK	100	0	14.7	14.8	14.73		
20	16QAM	1	0	14.7	14.66	14.81	16	0
20	16QAM	1	49	14.52	14.45	14.73		
20	16QAM	1	99	14.54	14.43	14.75		
20	16QAM	50	0	14.52	14.41	14.6	16	0
20	16QAM	50	24	14.48	14.36	14.52		
20	16QAM	50	50	14.43	14.28	14.55		
20	16QAM	100	0	14.45	14.38	14.57		
20	64QAM	1	0	14.79	14.68	14.81	16	0
20	64QAM	1	49	14.57	14.47	14.75		
20	64QAM	1	99	14.53	14.5	14.8		
20	64QAM	50	0	14.5	14.42	14.59	16	0
20	64QAM	50	24	14.47	14.34	14.52		
20	64QAM	50	50	14.36	14.26	14.54		
20	64QAM	100	0	14.48	14.35	14.61		



Channel				132047	132322	132597	Tune-up limit (dBm)	MPR (dB)
Frequency (MHz)				1717.5	1745	1772.5		
15	QPSK	1	0	14.73	14.73	14.78	16	0
15	QPSK	1	37	14.59	14.51	14.66		
15	QPSK	1	74	14.5	14.57	14.72		
15	QPSK	36	0	14.71	14.65	14.71	16	0
15	QPSK	36	20	14.65	14.58	14.61		
15	QPSK	36	39	14.65	14.52	14.67		
15	QPSK	75	0	14.67	14.6	14.7	16	0
15	16QAM	1	0	14.67	14.68	14.68		
15	16QAM	1	37	14.49	14.47	14.63		
15	16QAM	1	74	14.51	14.45	14.65	16	0
15	16QAM	36	0	14.49	14.43	14.5		
15	16QAM	36	20	14.45	14.38	14.42		
15	16QAM	36	39	14.4	14.3	14.45	16	0
15	16QAM	75	0	14.42	14.4	14.47		
15	64QAM	1	0	14.76	14.7	14.79		
15	64QAM	1	37	14.54	14.49	14.65	16	0
15	64QAM	1	74	14.5	14.52	14.7		
15	64QAM	36	0	14.47	14.44	14.49		
15	64QAM	36	20	14.44	14.36	14.42	16	0
15	64QAM	36	39	14.33	14.28	14.44		
15	64QAM	75	0	14.45	14.37	14.51		
Channel				132022	132322	132622	Tune-up limit (dBm)	MPR (dB)
Frequency (MHz)				1715	1745	1775		
10	QPSK	1	0	14.52	14.57	14.5	16	0
10	QPSK	1	25	14.38	14.35	14.38		
10	QPSK	1	49	14.29	14.41	14.44		
10	QPSK	25	0	14.5	14.49	14.43	16	0
10	QPSK	25	12	14.44	14.42	14.33		
10	QPSK	25	25	14.44	14.36	14.39		
10	QPSK	50	0	14.46	14.44	14.42	16	0
10	16QAM	1	0	14.64	14.6	14.61		
10	16QAM	1	25	14.46	14.49	14.53		
10	16QAM	1	49	14.48	14.47	14.55	16	0
10	16QAM	25	0	14.46	14.45	14.4		
10	16QAM	25	12	14.42	14.4	14.32		
10	16QAM	25	25	14.37	14.32	14.35	16	0
10	16QAM	50	0	14.39	14.42	14.37		
10	64QAM	1	0	14.73	14.72	14.69		
10	64QAM	1	25	14.51	14.51	14.55	16	0
10	64QAM	1	49	14.47	14.54	14.6		
10	64QAM	25	0	14.44	14.46	14.39		
10	64QAM	25	12	14.41	14.38	14.32	16	0
10	64QAM	25	25	14.3	14.3	14.34		
10	64QAM	50	0	14.42	14.39	14.41		



Channel				131997	132322	132647	Tune-up limit (dBm)	MPR (dB)
Frequency (MHz)				1712.5	1745	1777.5		
5	QPSK	1	0	14.49	14.59	14.4	16	0
5	QPSK	1	12	14.35	14.37	14.28		
5	QPSK	1	24	14.26	14.43	14.34		
5	QPSK	12	0	14.47	14.51	14.33	16	0
5	QPSK	12	7	14.41	14.44	14.23		
5	QPSK	12	13	14.41	14.38	14.29		
5	QPSK	25	0	14.43	14.46	14.32	16	0
5	16QAM	1	0	14.61	14.62	14.51		
5	16QAM	1	12	14.43	14.51	14.43		
5	16QAM	1	24	14.45	14.49	14.45	16	0
5	16QAM	12	0	14.43	14.47	14.3		
5	16QAM	12	7	14.39	14.42	14.22		
5	16QAM	12	13	14.34	14.34	14.25	16	0
5	16QAM	25	0	14.36	14.44	14.27		
5	64QAM	1	0	14.7	14.74	14.59		
5	64QAM	1	12	14.48	14.53	14.45	16	0
5	64QAM	1	24	14.44	14.56	14.5		
5	64QAM	12	0	14.41	14.48	14.29		
5	64QAM	12	7	14.38	14.4	14.22	16	0
5	64QAM	12	13	14.27	14.32	14.24		
5	64QAM	25	0	14.39	14.41	14.31		
Channel				131987	132322	132657	Tune-up limit (dBm)	MPR (dB)
Frequency (MHz)				1711.5	1745	1778.5		
3	QPSK	1	0	14.57	14.54	14.72	16	0
3	QPSK	1	8	14.43	14.32	14.6		
3	QPSK	1	14	14.34	14.38	14.66		
3	QPSK	8	0	14.55	14.46	14.65	16	0
3	QPSK	8	4	14.49	14.39	14.55		
3	QPSK	8	7	14.49	14.33	14.61		
3	QPSK	15	0	14.51	14.41	14.64	16	0
3	16QAM	1	0	14.69	14.67	14.68		
3	16QAM	1	8	14.51	14.46	14.67		
3	16QAM	1	14	14.53	14.44	14.66	16	0
3	16QAM	8	0	14.51	14.42	14.62		
3	16QAM	8	4	14.47	14.37	14.54		
3	16QAM	8	7	14.42	14.29	14.57	16	0
3	16QAM	15	0	14.44	14.39	14.59		
3	64QAM	1	0	14.78	14.69	14.73		
3	64QAM	1	8	14.56	14.48	14.77	16	0
3	64QAM	1	14	14.52	14.51	14.82		
3	64QAM	8	0	14.49	14.43	14.61		
3	64QAM	8	4	14.46	14.35	14.54	16	0
3	64QAM	8	7	14.35	14.27	14.56		
3	64QAM	15	0	14.47	14.36	14.63		



Channel				131979	132322	132665	Tune-up limit (dBm)	MPR (dB)
Frequency (MHz)				1710.7	1745	1779.3		
1.4	QPSK	1	0	14.48	14.6	14.42	16	0
1.4	QPSK	1	3	14.34	14.38	14.3		
1.4	QPSK	1	5	14.25	14.44	14.36		
1.4	QPSK	3	0	14.46	14.52	14.35		
1.4	QPSK	3	1	14.4	14.45	14.25		
1.4	QPSK	3	3	14.4	14.39	14.31		
1.4	QPSK	6	0	14.42	14.47	14.34	16	0
1.4	16QAM	1	0	14.6	14.63	14.53	16	0
1.4	16QAM	1	3	14.42	14.52	14.45		
1.4	16QAM	1	5	14.44	14.5	14.47		
1.4	16QAM	3	0	14.42	14.48	14.32		
1.4	16QAM	3	1	14.38	14.43	14.24		
1.4	16QAM	3	3	14.33	14.35	14.27		
1.4	16QAM	6	0	14.35	14.45	14.29	16	0
1.4	64QAM	1	0	14.69	14.75	14.61	16	0
1.4	64QAM	1	3	14.47	14.54	14.47		
1.4	64QAM	1	5	14.43	14.57	14.52		
1.4	64QAM	3	0	14.4	14.49	14.31		
1.4	64QAM	3	1	14.37	14.41	14.24		
1.4	64QAM	3	3	14.26	14.33	14.26		
1.4	64QAM	6	0	14.38	14.42	14.33	16	0

<Reduced Power Mode for Handheld On>

<LTE Band 2>

BW [MHz]	Modulation	RB Size	RB Offset	Power Low Ch. / Freq.	Power Middle Ch. / Freq.	Power High Ch. / Freq.	Tune-up limit (dBm)	MPR (dB)
Channel				18700	18900	19100		
Frequency (MHz)				1860	1880	1900		
20	QPSK	1	0	19.32	19.19	18.91	20	0
20	QPSK	1	49	18.92	18.83	18.83		
20	QPSK	1	99	18.97	18.91	18.84		
20	QPSK	50	0	19.09	19.01	18.91	20	0
20	QPSK	50	24	18.99	18.9	18.92		
20	QPSK	50	50	18.93	18.83	18.9		
20	QPSK	100	0	18.99	18.93	18.85	20	0
20	16QAM	1	0	19.3	19.17	18.9		
20	16QAM	1	49	18.9	18.83	18.81		
20	16QAM	1	99	18.94	18.89	18.8	20	0
20	16QAM	50	0	18.94	18.85	18.77		
20	16QAM	50	24	18.88	18.81	18.77		
20	16QAM	50	50	18.82	18.75	18.77	20	0
20	16QAM	100	0	18.9	18.79	18.71		
20	64QAM	1	0	19.16	19.04	18.76		
20	64QAM	1	49	18.78	18.7	18.7	20	0
20	64QAM	1	99	18.86	18.8	18.67		
20	64QAM	50	0	18.92	18.83	18.76		
20	64QAM	50	24	18.87	18.79	18.79	20	0
20	64QAM	50	50	18.8	18.74	18.75		
20	64QAM	100	0	18.9	18.8	18.72		



Channel				18675	18900	19125	Tune-up limit (dBm)	MPR (dB)
Frequency (MHz)				1857.5	1880	1902.5		
15	QPSK	1	0	19.05	18.95	18.94	20	0
15	QPSK	1	37	18.85	18.74	18.76		
15	QPSK	1	74	18.81	18.74	18.77		
15	QPSK	36	0	18.98	18.87	18.89	20	0
15	QPSK	36	20	18.97	18.81	18.84		
15	QPSK	36	39	18.88	18.79	18.8		
15	QPSK	75	0	18.94	18.84	18.85	20	0
15	16QAM	1	0	19.11	18.99	18.95		
15	16QAM	1	37	18.95	18.83	18.86		
15	16QAM	1	74	18.87	18.81	18.8	20	0
15	16QAM	36	0	18.98	18.86	18.8		
15	16QAM	36	20	18.87	18.81	18.77		
15	16QAM	36	39	18.8	18.71	18.72	20	0
15	16QAM	75	0	18.87	18.79	18.76		
15	64QAM	1	0	19.02	18.89	18.84		
15	64QAM	1	37	18.79	18.7	18.73	20	0
15	64QAM	1	74	18.74	18.68	18.69		
15	64QAM	36	0	18.97	18.86	18.79		
15	64QAM	36	20	18.87	18.8	18.77	20	0
15	64QAM	36	39	18.81	18.71	18.7		
15	64QAM	75	0	18.9	18.78	18.77		
Channel				18650	18900	19150	Tune-up limit (dBm)	MPR (dB)
Frequency (MHz)				1855	1880	1905		
10	QPSK	1	0	19.19	19.07	18.84	20	0
10	QPSK	1	25	18.87	18.77	18.76		
10	QPSK	1	49	19.02	18.9	18.71		
10	QPSK	25	0	18.99	18.86	18.85	20	0
10	QPSK	25	12	18.95	18.82	18.83		
10	QPSK	25	25	18.92	18.77	18.8		
10	QPSK	50	0	18.93	18.84	18.83	20	0
10	16QAM	1	0	19.22	19.11	18.91		
10	16QAM	1	25	18.94	18.81	18.84		
10	16QAM	1	49	19.05	18.99	18.75	20	0
10	16QAM	25	0	18.92	18.8	18.78		
10	16QAM	25	12	18.88	18.79	18.75		
10	16QAM	25	25	18.83	18.74	18.75	20	0
10	16QAM	50	0	18.91	18.77	18.75		
10	64QAM	1	0	19.11	19	18.78		
10	64QAM	1	25	18.82	18.69	18.72	20	0
10	64QAM	1	49	18.97	18.87	18.63		
10	64QAM	25	0	18.95	18.8	18.77		
10	64QAM	25	12	18.88	18.79	18.74	20	0
10	64QAM	25	25	18.84	18.74	18.74		
10	64QAM	50	0	18.9	18.76	18.74		



Channel				18625	18900	19175	Tune-up limit (dBm)	MPR (dB)
Frequency (MHz)				1852.5	1880	1907.5		
5	QPSK	1	0	18.96	18.81	18.81	20	0
5	QPSK	1	12	18.89	18.75	18.74		
5	QPSK	1	24	18.89	18.75	18.74		
5	QPSK	12	0	18.98	18.81	18.83	20	0
5	QPSK	12	7	18.94	18.81	18.83		
5	QPSK	12	13	18.93	18.77	18.74		
5	QPSK	25	0	18.92	18.8	18.8	20	0
5	16QAM	1	0	19.01	18.89	18.89		
5	16QAM	1	12	18.95	18.85	18.82		
5	16QAM	1	24	18.93	18.84	18.8	20	0
5	16QAM	12	0	18.89	18.79	18.74		
5	16QAM	12	7	18.86	18.76	18.75		
5	16QAM	12	13	18.86	18.73	18.72	20	0
5	16QAM	25	0	18.88	18.7	18.73		
5	64QAM	1	0	18.91	18.74	18.78		
5	64QAM	1	12	18.84	18.71	18.69	20	0
5	64QAM	1	24	18.8	18.71	18.68		
5	64QAM	12	0	18.86	18.79	18.72		
5	64QAM	12	7	18.87	18.74	18.72	20	0
5	64QAM	12	13	18.84	18.7	18.69		
5	64QAM	25	0	18.86	18.71	18.73		
Channel				18615	18900	19185	Tune-up limit (dBm)	MPR (dB)
Frequency (MHz)				1851.5	1880	1908.5		
3	QPSK	1	0	18.95	18.8	18.81	20	0
3	QPSK	1	8	18.92	18.76	18.74		
3	QPSK	1	14	18.91	18.77	18.7		
3	QPSK	8	0	18.98	18.86	18.78	20	0
3	QPSK	8	4	18.98	18.85	18.81		
3	QPSK	8	7	18.95	18.84	18.76		
3	QPSK	15	0	18.96	18.8	18.77	20	0
3	16QAM	1	0	18.97	18.87	18.8		
3	16QAM	1	8	18.95	18.84	18.82		
3	16QAM	1	14	18.94	18.81	18.8	20	0
3	16QAM	8	0	18.94	18.82	18.77		
3	16QAM	8	4	18.97	18.8	18.82		
3	16QAM	8	7	18.96	18.79	18.78	20	0
3	16QAM	15	0	18.87	18.76	18.76		
3	64QAM	1	0	18.88	18.73	18.7		
3	64QAM	1	8	18.84	18.71	18.72	20	0
3	64QAM	1	14	18.84	18.67	18.7		
3	64QAM	8	0	18.92	18.76	18.76		
3	64QAM	8	4	18.93	18.78	18.76	20	0
3	64QAM	8	7	18.9	18.74	18.76		
3	64QAM	15	0	18.86	18.73	18.74		



Channel				18607	18900	19193	Tune-up limit (dBm)	MPR (dB)
Frequency (MHz)				1850.7	1880	1909.3		
1.4	QPSK	1	0	18.86	18.72	18.7	20	0
1.4	QPSK	1	3	18.93	18.76	18.77		
1.4	QPSK	1	5	18.86	18.71	18.67		
1.4	QPSK	3	0	18.88	18.73	18.74		
1.4	QPSK	3	1	18.93	18.77	18.74		
1.4	QPSK	3	3	18.89	18.73	18.69		
1.4	QPSK	6	0	18.89	18.74	18.71	20	0
1.4	16QAM	1	0	18.94	18.73	18.73	20	0
1.4	16QAM	1	3	18.98	18.82	18.81		
1.4	16QAM	1	5	18.91	18.72	18.73		
1.4	16QAM	3	0	18.86	18.74	18.66		
1.4	16QAM	3	1	18.89	18.79	18.69		
1.4	16QAM	3	3	18.83	18.7	18.64		
1.4	16QAM	6	0	18.89	18.76	18.74	20	0
1.4	64QAM	1	0	18.78	18.64	18.6	20	0
1.4	64QAM	1	3	18.81	18.72	18.69		
1.4	64QAM	1	5	18.75	18.6	18.61		
1.4	64QAM	3	0	18.83	18.74	18.69		
1.4	64QAM	3	1	18.91	18.77	18.7		
1.4	64QAM	3	3	18.82	18.71	18.68		
1.4	64QAM	6	0	18.82	18.67	18.66	20	0



<LTE Band 4>

BW [MHz]	Modulation	RB Size	RB Offset	Power Low Ch. / Freq.	Power Middle Ch. / Freq.	Power High Ch. / Freq.	Tune-up limit (dBm)	MPR (dB)
Channel				20050	20175	20300		
Frequency (MHz)				1720	1732.5	1745		
20	QPSK	1	0	18.52	18.47	18.41	20	0
20	QPSK	1	49	18.3	18.35	18.12		
20	QPSK	1	99	18.27	18.2	18.03		
20	QPSK	50	0	18.46	18.39	18.35	20	0
20	QPSK	50	24	18.39	18.36	18.27		
20	QPSK	50	50	18.33	18.25	18.14		
20	QPSK	100	0	18.43	18.34	18.31	20	0
20	16QAM	1	0	18.51	18.48	18.48		
20	16QAM	1	49	18.34	18.32	18.11		
20	16QAM	1	99	18.3	18.24	18.05	20	0
20	16QAM	50	0	18.45	18.3	18.22		
20	16QAM	50	24	18.26	18.23	18.19		
20	16QAM	50	50	18.23	18.16	18	20	0
20	16QAM	100	0	18.29	18.24	18.18		
20	64QAM	1	0	18.38	18.34	18.36		
20	64QAM	1	49	18.22	18.2	18.2	20	0
20	64QAM	1	99	18.19	18.14	18.11		
20	64QAM	50	0	18.32	18.28	18.44		
20	64QAM	50	24	18.28	18.23	18.37	20	0
20	64QAM	50	50	18.19	18.15	18.18		
20	64QAM	100	0	18.31	18.23	18.39		



Channel				20025	20175	20325	Tune-up limit (dBm)	MPR (dB)
Frequency (MHz)				1717.5	1732.5	1747.5		
15	QPSK	1	0	18.41	18.38	18.33	20	0
15	QPSK	1	37	18.27	18.2	18.05		
15	QPSK	1	74	18.26	18.2	18		
15	QPSK	36	0	18.42	18.31	18.25	20	0
15	QPSK	36	20	18.3	18.25	18.09		
15	QPSK	36	39	18.32	18.21	18.07		
15	QPSK	75	0	18.34	18.27	18.2	20	0
15	16QAM	1	0	18.47	18.45	18.44		
15	16QAM	1	37	18.32	18.33	18.13		
15	16QAM	1	74	18.36	18.31	18.06	20	0
15	16QAM	36	0	18.3	18.27	18.44		
15	16QAM	36	20	18.29	18.23	18.28		
15	16QAM	36	39	18.22	18.18	18.19	20	0
15	16QAM	75	0	18.26	18.21	18.35		
15	64QAM	1	0	18.39	18.34	18.48		
15	64QAM	1	37	18.24	18.2	18.23	20	0
15	64QAM	1	74	18.23	18.22	18.19		
15	64QAM	36	0	18.29	18.26	18.4		
15	64QAM	36	20	18.27	18.21	18.27	20	0
15	64QAM	36	39	18.21	18.17	18.17		
15	64QAM	75	0	18.26	18.24	18.35		
Channel				20000	20175	20350	Tune-up limit (dBm)	MPR (dB)
Frequency (MHz)				1715	1732.5	1750		
10	QPSK	1	0	18.34	18.29	18.28	20	0
10	QPSK	1	25	18.27	18.15	18.19		
10	QPSK	1	49	18.22	18.17	18.12		
10	QPSK	25	0	18.31	18.25	18.27	20	0
10	QPSK	25	12	18.35	18.22	18.27		
10	QPSK	25	25	18.26	18.18	18.25		
10	QPSK	50	0	18.29	18.2	18.26	20	0
10	16QAM	1	0	18.43	18.38	18.39		
10	16QAM	1	25	18.33	18.28	18.25		
10	16QAM	1	49	18.33	18.24	18.22	20	0
10	16QAM	25	0	18.31	18.23	18.26		
10	16QAM	25	12	18.25	18.2	18.21		
10	16QAM	25	25	18.25	18.16	18.15	20	0
10	16QAM	50	0	18.28	18.18	18.2		
10	64QAM	1	0	18.31	18.23	18.26		
10	64QAM	1	25	18.21	18.16	18.16	20	0
10	64QAM	1	49	18.18	18.09	18.13		
10	64QAM	25	0	18.3	18.21	18.25		
10	64QAM	25	12	18.26	18.2	18.21	20	0
10	64QAM	25	25	18.24	18.15	18.15		
10	64QAM	50	0	18.26	18.18	18.19		



Channel				19975	20175	20375	Tune-up limit (dBm)	MPR (dB)
Frequency (MHz)				1712.5	1732.5	1752.5		
5	QPSK	1	0	18.32	18.21	18.24	20	0
5	QPSK	1	12	18.24	18.18	18.16		
5	QPSK	1	24	18.27	18.2	18.16		
5	QPSK	12	0	18.33	18.24	18.28	20	0
5	QPSK	12	7	18.34	18.25	18.23		
5	QPSK	12	13	18.32	18.22	18.22		
5	QPSK	25	0	18.32	18.22	18.19	20	0
5	16QAM	1	0	18.39	18.32	18.27		
5	16QAM	1	12	18.34	18.26	18.18		
5	16QAM	1	24	18.33	18.26	18.21	20	0
5	16QAM	12	0	18.28	18.21	18.2		
5	16QAM	12	7	18.27	18.2	18.21		
5	16QAM	12	13	18.23	18.16	18.17	20	0
5	16QAM	25	0	18.22	18.16	18.17		
5	64QAM	1	0	18.32	18.21	18.2		
5	64QAM	1	12	18.24	18.15	18.11	20	0
5	64QAM	1	24	18.22	18.15	18.1		
5	64QAM	12	0	18.27	18.17	18.17		
5	64QAM	12	7	18.24	18.17	18.17	20	0
5	64QAM	12	13	18.22	18.14	18.14		
5	64QAM	25	0	18.21	18.16	18.16		
Channel				19965	20175	20385	Tune-up limit (dBm)	MPR (dB)
Frequency (MHz)				1711.5	1732.5	1753.5		
3	QPSK	1	0	18.26	18.28	18.3	20	0
3	QPSK	1	8	18.28	18.27	18.26		
3	QPSK	1	14	18.3	18.13	18.26		
3	QPSK	8	0	18.27	18.16	18.2	20	0
3	QPSK	8	4	18.32	18.19	18.24		
3	QPSK	8	7	18.26	18.16	18.2		
3	QPSK	15	0	18.28	18.19	18.18	20	0
3	16QAM	1	0	18.34	18.25	18.21		
3	16QAM	1	8	18.33	18.26	18.25		
3	16QAM	1	14	18.3	18.25	18.15	20	0
3	16QAM	8	0	18.3	18.23	18.18		
3	16QAM	8	4	18.28	18.24	18.19		
3	16QAM	8	7	18.28	18.19	18.18	20	0
3	16QAM	15	0	18.25	18.15	18.14		
3	64QAM	1	0	18.14	18.15	18.1		
3	64QAM	1	8	18.17	18.12	18.1	20	0
3	64QAM	1	14	18.17	18.11	18.1		
3	64QAM	8	0	18.23	18.17	18.14		
3	64QAM	8	4	18.21	18.21	18.14	20	0
3	64QAM	8	7	18.23	18.13	18.15		
3	64QAM	15	0	18.22	18.12	18.11		



Channel				19957	20175	20393	Tune-up limit (dBm)	MPR (dB)
Frequency (MHz)				1710.7	1732.5	1754.3		
1.4	QPSK	1	0	18.16	18.08	18.09	20	0
1.4	QPSK	1	3	18.24	18.09	18.18		
1.4	QPSK	1	5	18.16	18.04	18.08		
1.4	QPSK	3	0	18.2	18.08	18.11		
1.4	QPSK	3	1	18.21	18.14	18.15		
1.4	QPSK	3	3	18.22	18.11	18.14		
1.4	QPSK	6	0	18.22	18.11	18.12	20	0
1.4	16QAM	1	0	18.27	18.18	18.16	20	0
1.4	16QAM	1	3	18.34	18.26	18.24		
1.4	16QAM	1	5	18.26	18.15	18.09		
1.4	16QAM	3	0	18.14	18.11	18.1		
1.4	16QAM	3	1	18.18	18.12	18.13		
1.4	16QAM	3	3	18.15	18.08	18.04		
1.4	16QAM	6	0	18.22	18.15	18.13	20	0
1.4	64QAM	1	0	18.17	18.05	18.18	20	0
1.4	64QAM	1	3	18.24	18.11	18.08		
1.4	64QAM	1	5	18.16	18.03	18.19		
1.4	64QAM	3	0	18.19	18.12	18.12		
1.4	64QAM	3	1	18.27	18.18	18.14		
1.4	64QAM	3	3	18.2	18.16	18.07		
1.4	64QAM	6	0	18.16	18.05	18.04	20	0



<LTE Band 7>

BW [MHz]	Modulation	RB Size	RB Offset	Power Low Ch. / Freq.	Power Middle Ch. / Freq.	Power High Ch. / Freq.	Tune-up limit (dBm)	MPR (dB)
Channel				20850	21100	21350		
Frequency (MHz)				2510	2535	2560		
20	QPSK	1	0	20.83	21.1	20.97	22	0
20	QPSK	1	49	20.8	20.86	20.95		
20	QPSK	1	99	20.76	20.93	21.06		
20	QPSK	50	0	20.97	21.08	21.05	22	0
20	QPSK	50	24	20.92	20.95	21.07		
20	QPSK	50	50	20.86	20.98	21.06		
20	QPSK	100	0	20.91	21.06	21.03	22	0
20	16QAM	1	0	20.88	20.78	20.93		
20	16QAM	1	49	20.9	20.86	21.02		
20	16QAM	1	99	20.8	20.91	21.02	22	0
20	16QAM	50	0	20.77	20.7	20.82		
20	16QAM	50	24	20.76	20.74	20.87		
20	16QAM	50	50	20.68	20.74	20.89	22	0
20	16QAM	100	0	20.72	20.7	20.81		
20	64QAM	1	0	20.73	20.69	20.86		
20	64QAM	1	49	20.79	20.78	20.91	22	0
20	64QAM	1	99	20.75	20.83	20.95		
20	64QAM	50	0	19.96	19.92	20.01		
20	64QAM	50	24	19.94	19.92	20.05	21	1
20	64QAM	50	50	19.89	19.91	20.08		
20	64QAM	100	0	19.91	19.93	20.01		



Channel				20825	21100	21375	Tune-up limit (dBm)	MPR (dB)
Frequency (MHz)				2507.5	2535	2562.5		
15	QPSK	1	0	20.79	20.86	20.96	22	0
15	QPSK	1	37	20.68	20.8	20.92		
15	QPSK	1	74	20.75	20.86	20.97		
15	QPSK	36	0	20.8	20.86	20.95	22	0
15	QPSK	36	20	20.9	20.86	21.03		
15	QPSK	36	39	20.82	20.84	21		
15	QPSK	75	0	20.84	20.87	20.97	22	0
15	16QAM	1	0	20.85	20.88	21.01		
15	16QAM	1	37	20.75	20.87	20.98		
15	16QAM	1	74	20.9	20.9	21.06	22	0
15	16QAM	36	0	20.65	20.69	20.79		
15	16QAM	36	20	20.75	20.72	20.85		
15	16QAM	36	39	20.7	20.68	20.81	22	0
15	16QAM	75	0	20.74	20.7	20.84		
15	64QAM	1	0	20.73	20.81	20.9		
15	64QAM	1	37	20.67	20.75	20.89	22	0
15	64QAM	1	74	20.76	20.82	20.98		
15	64QAM	36	0	19.85	19.88	20		
15	64QAM	36	20	19.94	19.91	20.05	21	1
15	64QAM	36	39	19.91	19.88	20		
15	64QAM	75	0	19.92	19.88	20.04		
Channel				20800	21100	21400	Tune-up limit (dBm)	MPR (dB)
Frequency (MHz)				2505	2535	2565		
10	QPSK	1	0	20.76	20.78	20.96	22	0
10	QPSK	1	25	20.7	20.81	20.96		
10	QPSK	1	49	20.77	20.8	20.91		
10	QPSK	25	0	20.8	20.84	20.98	22	0
10	QPSK	25	12	20.79	20.87	21.02		
10	QPSK	25	25	20.85	20.86	21.01		
10	QPSK	50	0	20.85	20.87	21.01	22	0
10	16QAM	1	0	20.76	20.84	21		
10	16QAM	1	25	20.78	20.83	21.03		
10	16QAM	1	49	20.87	20.84	21	22	0
10	16QAM	25	0	20.64	20.67	20.86		
10	16QAM	25	12	20.66	20.73	20.89		
10	16QAM	25	25	20.7	20.66	20.82	22	0
10	16QAM	50	0	20.73	20.69	20.84		
10	64QAM	1	0	20.69	20.75	20.9		
10	64QAM	1	25	20.7	20.74	20.91	22	0
10	64QAM	1	49	20.76	20.75	20.91		
10	64QAM	25	0	19.82	19.86	20.05		
10	64QAM	25	12	19.84	19.92	20.08	21	1
10	64QAM	25	25	19.89	19.85	20		
10	64QAM	50	0	19.92	19.89	20.02		



Channel				20775	21100	21425	Tune-up limit (dBm)	MPR (dB)
Frequency (MHz)				2502.5	2535	2567.5		
5	QPSK	1	0	20.72	20.8	20.94	22	0
5	QPSK	1	12	20.72	20.78	20.93		
5	QPSK	1	24	20.68	20.79	20.95		
5	QPSK	12	0	20.76	20.82	20.99	22	0
5	QPSK	12	7	20.8	20.86	21		
5	QPSK	12	13	20.78	20.87	21.01		
5	QPSK	25	0	20.77	20.82	20.99		
5	16QAM	1	0	20.78	20.83	21.03	22	0
5	16QAM	1	12	20.79	20.86	21.01		
5	16QAM	1	24	20.77	20.89	21.01		
5	16QAM	12	0	20.6	20.68	20.84	22	0
5	16QAM	12	7	20.65	20.73	20.87		
5	16QAM	12	13	20.59	20.66	20.82		
5	16QAM	25	0	20.62	20.66	20.83		
5	64QAM	1	0	20.71	20.74	20.92	22	0
5	64QAM	1	12	20.68	20.78	20.9		
5	64QAM	1	24	20.7	20.77	20.9		
5	64QAM	12	0	19.78	19.86	20.01	21	1
5	64QAM	12	7	19.83	19.9	20.05		
5	64QAM	12	13	19.76	19.86	20		
5	64QAM	25	0	19.83	19.86	20.01		



<LTE Band 25>

BW [MHz]	Modulation	RB Size	RB Offset	Power Low Ch. / Freq.	Power Middle Ch. / Freq.	Power High Ch. / Freq.	Tune-up limit (dBm)	MPR (dB)
Channel				26140	26340	26590		
Frequency (MHz)				1860	1880	1905		
20	QPSK	1	0	19.26	19.3	18.89	20	0
20	QPSK	1	49	19	18.83	18.84		
20	QPSK	1	99	19.07	18.93	18.86		
20	QPSK	50	0	19.01	19.02	18.88	20	0
20	QPSK	50	24	19.03	19.1	18.9		
20	QPSK	50	50	19.01	18.85	18.86		
20	QPSK	100	0	18.99	19.02	18.91		
20	16QAM	1	0	19.2	19.23	19.13	20	0
20	16QAM	1	49	19.22	19	19.08		
20	16QAM	1	99	19.29	19.13	19.13		
20	16QAM	50	0	19.03	18.95	18.85	20	0
20	16QAM	50	24	19.06	18.9	18.86		
20	16QAM	50	50	19	18.81	18.84		
20	16QAM	100	0	18.95	18.85	18.85		
20	64QAM	1	0	19.28	19.25	19	20	0
20	64QAM	1	49	19.11	18.89	18.96		
20	64QAM	1	99	19.18	19.04	19.07		
20	64QAM	50	0	19.01	18.92	18.83	20	0
20	64QAM	50	24	19.08	18.89	18.83		
20	64QAM	50	50	18.97	18.79	18.81		
20	64QAM	100	0	18.94	18.85	18.86		



Channel				26115	26340	26615	Tune-up limit (dBm)	MPR (dB)
Frequency (MHz)				1857.5	1880	1907.5		
15	QPSK	1	0	18.99	18.99	18.89	20	0
15	QPSK	1	37	18.87	18.68	18.67		
15	QPSK	1	74	18.82	18.69	18.76		
15	QPSK	36	0	18.92	18.84	18.82	20	0
15	QPSK	36	20	19	18.78	18.79		
15	QPSK	36	39	18.91	18.7	18.69		
15	QPSK	75	0	18.87	18.76	18.77	20	0
15	16QAM	1	0	19.22	19.26	19.14		
15	16QAM	1	37	19.12	18.92	18.95		
15	16QAM	1	74	19.09	18.92	19.07	20	0
15	16QAM	36	0	19	18.9	18.93		
15	16QAM	36	20	19.07	18.84	18.88		
15	16QAM	36	39	18.98	18.82	18.82	20	0
15	16QAM	75	0	18.93	18.88	18.83		
15	64QAM	1	0	19.25	19.22	19.16		
15	64QAM	1	37	19.14	18.89	18.95	20	0
15	64QAM	1	74	19.09	18.9	19.04		
15	64QAM	36	0	19	18.89	18.92		
15	64QAM	36	20	19.06	18.85	18.89	20	0
15	64QAM	36	39	18.97	18.81	18.79		
15	64QAM	75	0	18.93	18.88	18.83		
Channel				26090	26340	26640	Tune-up limit (dBm)	MPR (dB)
Frequency (MHz)				1855	1880	1910		
10	QPSK	1	0	19.12	19.11	18.75	20	0
10	QPSK	1	25	18.91	18.69	18.65		
10	QPSK	1	49	19.06	18.86	18.7		
10	QPSK	25	0	18.94	18.81	18.76	20	0
10	QPSK	25	12	19.01	18.81	18.76		
10	QPSK	25	25	18.94	18.75	18.69		
10	QPSK	50	0	18.89	18.77	18.74	20	0
10	16QAM	1	0	19.25	19.23	18.93		
10	16QAM	1	25	19.04	18.84	18.83		
10	16QAM	1	49	19.19	19	18.9	20	0
10	16QAM	25	0	19.03	18.91	18.89		
10	16QAM	25	12	19.08	18.87	18.8		
10	16QAM	25	25	19.03	18.82	18.82	20	0
10	16QAM	50	0	18.96	18.87	18.87		
10	64QAM	1	0	19.21	19.23	19.05		
10	64QAM	1	25	19.15	18.92	18.89	20	0
10	64QAM	1	49	19.21	19.08	18.97		
10	64QAM	25	0	19.02	18.92	18.87		
10	64QAM	25	12	19.07	18.87	18.87	20	0
10	64QAM	25	25	19.03	18.81	18.81		
10	64QAM	50	0	18.96	18.83	18.85		



Channel				26065	26340	26665	Tune-up limit (dBm)	MPR (dB)
Frequency (MHz)				1852.5	1880	1912.5		
5	QPSK	1	0	18.89	18.88	18.71	20	0
5	QPSK	1	12	18.91	18.73	18.75		
5	QPSK	1	24	18.94	18.71	18.74		
5	QPSK	12	0	18.9	18.79	18.71	20	0
5	QPSK	12	7	18.91	18.77	18.69		
5	QPSK	12	13	18.84	18.73	18.67		
5	QPSK	25	0	18.86	18.76	18.68	20	0
5	16QAM	1	0	19.22	19.23	19.09		
5	16QAM	1	12	19.28	19.03	19.12		
5	16QAM	1	24	19.28	19.06	19.11	20	0
5	16QAM	12	0	18.98	18.88	18.83		
5	16QAM	12	7	18.98	18.82	18.79		
5	16QAM	12	13	18.93	18.83	18.77	20	0
5	16QAM	25	0	18.93	18.85	18.78		
5	64QAM	1	0	19.14	19.13	18.99		
5	64QAM	1	12	19.17	18.96	18.97	20	0
5	64QAM	1	24	19.18	18.93	18.97		
5	64QAM	12	0	19.01	18.86	18.81		
5	64QAM	12	7	18.96	18.83	18.77	20	0
5	64QAM	12	13	18.93	18.82	18.74		
5	64QAM	25	0	18.94	18.84	18.8		
Channel				26055	26340	26675	Tune-up limit (dBm)	MPR (dB)
Frequency (MHz)				1851.5	1880	1913.5		
3	QPSK	1	0	18.87	18.83	18.64	20	0
3	QPSK	1	8	18.84	18.7	18.7		
3	QPSK	1	14	18.9	18.67	18.69		
3	QPSK	8	0	18.87	18.74	18.67	20	0
3	QPSK	8	4	18.9	18.78	18.77		
3	QPSK	8	7	18.86	18.73	18.74		
3	QPSK	15	0	18.87	18.73	18.66	20	0
3	16QAM	1	0	19.19	19.19	19		
3	16QAM	1	8	19.18	19.08	19.1		
3	16QAM	1	14	19.2	19.04	19.07	20	0
3	16QAM	8	0	18.97	18.86	18.82		
3	16QAM	8	4	19	18.89	18.94		
3	16QAM	8	7	18.97	18.85	18.92	20	0
3	16QAM	15	0	18.94	18.8	18.77		
3	64QAM	1	0	19.09	19.05	18.88		
3	64QAM	1	8	19.07	18.96	18.97	20	0
3	64QAM	1	14	19.16	18.9	18.98		
3	64QAM	8	0	18.96	18.8	18.79		
3	64QAM	8	4	18.98	18.88	18.89	20	0
3	64QAM	8	7	18.93	18.79	18.87		
3	64QAM	15	0	18.91	18.77	18.72		



Channel				26047	26340	26683	Tune-up limit (dBm)	MPR (dB)
Frequency (MHz)				1850.7	1880	1914.3		
1.4	QPSK	1	0	18.8	18.61	18.63	20	0
1.4	QPSK	1	3	18.84	18.68	18.71		
1.4	QPSK	1	5	18.75	18.6	18.6		
1.4	QPSK	3	0	18.81	18.65	18.65		
1.4	QPSK	3	1	18.85	18.71	18.71		
1.4	QPSK	3	3	18.82	18.65	18.64		
1.4	QPSK	6	0	18.82	18.63	18.68	20	0
1.4	16QAM	1	0	19.08	18.94	18.96	20	0
1.4	16QAM	1	3	19.17	19.01	19.08		
1.4	16QAM	1	5	19.13	18.91	19		
1.4	16QAM	3	0	18.91	18.77	18.81		
1.4	16QAM	3	1	18.96	18.82	18.81		
1.4	16QAM	3	3	18.89	18.77	18.78		
1.4	16QAM	6	0	18.97	18.82	18.8	20	0
1.4	64QAM	1	0	18.99	18.83	18.92	20	0
1.4	64QAM	1	3	19.06	18.96	18.98		
1.4	64QAM	1	5	19.01	18.8	18.9		
1.4	64QAM	3	0	18.92	18.81	18.83		
1.4	64QAM	3	1	19	18.84	18.88		
1.4	64QAM	3	3	18.91	18.8	18.81		
1.4	64QAM	6	0	18.88	18.75	18.75	20	0



<LTE Band 30>

BW [MHz]	Modulation	RB Size	RB Offset	Power Low Ch. / Freq.	Power Middle Ch. / Freq.	Power High Ch. / Freq.	Tune-up limit (dBm)	MPR (dB)
Channel				27710				
Frequency (MHz)				2310				
10	QPSK	1	0		22.07		23	0
10	QPSK	1	25		21.81			
10	QPSK	1	49		21.9			
10	QPSK	25	0		21.94		23	0
10	QPSK	25	12		21.89			
10	QPSK	25	25		21.88			
10	QPSK	50	0		21.9		23	0
10	16QAM	1	0		22.05			
10	16QAM	1	25		21.83			
10	16QAM	1	49		21.72		22	1
10	16QAM	25	0		20.99			
10	16QAM	25	12		21			
10	16QAM	25	25		20.95		22	1
10	16QAM	50	0		20.97			
10	64QAM	1	0		21.07			
10	64QAM	1	25		21.01		22	1
10	64QAM	1	49		21.04			
10	64QAM	25	0		19.98			
10	64QAM	25	12		19.99		21	2
10	64QAM	25	25		19.94			
10	64QAM	50	0		19.95			



Channel				27685	27710	27735	Tune-up limit (dBm)	MPR (dB)
Frequency (MHz)				2307.5	2310	2312.5		
5	QPSK	1	0	21.83	21.91	21.86	23	0
5	QPSK	1	12	21.85	21.82	21.79		
5	QPSK	1	24	21.81	21.85	21.78		
5	QPSK	12	0	21.83	21.9	21.86	23	0
5	QPSK	12	7	21.94	21.9	21.85		
5	QPSK	12	13	21.92	21.86	21.85		
5	QPSK	25	0	21.92	21.85	21.83		
5	16QAM	1	0	22.01	22.05	21.99	23	0
5	16QAM	1	12	22.04	22.03	21.98		
5	16QAM	1	24	22.01	21.99	22		
5	16QAM	12	0	20.89	21	20.93	22	1
5	16QAM	12	7	21.02	20.97	20.94		
5	16QAM	12	13	20.98	20.93	20.92		
5	16QAM	25	0	20.99	20.94	20.96		
5	64QAM	1	0	21.05	21.11	21.04	22	1
5	64QAM	1	12	21.09	21.01	21		
5	64QAM	1	24	21.03	21.03	21		
5	64QAM	12	0	19.87	19.98	19.9	21	2
5	64QAM	12	7	20	19.95	19.92		
5	64QAM	12	13	19.97	19.9	19.9		
5	64QAM	25	0	19.98	19.93	19.96		



<LTE Band 66>

BW [MHz]	Modulation	RB Size	RB Offset	Power Low Ch. / Freq.	Power Middle Ch. / Freq.	Power High Ch. / Freq.	Tune-up limit (dBm)	MPR (dB)
Channel				132072	132322	132572		
Frequency (MHz)				1720	1745	1770		
20	QPSK	1	0	18.62	18.7	18.63	20	0
20	QPSK	1	49	18.43	18.34	18.6		
20	QPSK	1	99	18.37	18.37	18.61		
20	QPSK	50	0	18.57	18.65	18.63	20	0
20	QPSK	50	24	18.48	18.37	18.56		
20	QPSK	50	50	18.44	18.32	18.6		
20	QPSK	100	0	18.54	18.66	18.62	20	0
20	16QAM	1	0	18.57	18.52	18.65		
20	16QAM	1	49	18.41	18.22	18.55		
20	16QAM	1	99	18.39	18.26	18.58	20	0
20	16QAM	50	0	18.22	18.11	18.31		
20	16QAM	50	24	18.14	18.05	18.23		
20	16QAM	50	50	18.12	18.06	18.25	20	0
20	16QAM	100	0	18.16	18.05	18.35		
20	64QAM	1	0	18.45	18.38	18.53		
20	64QAM	1	49	18.28	18.15	18.45	20	0
20	64QAM	1	99	18.26	18.15	18.46		
20	64QAM	50	0	18.19	18.1	18.29		
20	64QAM	50	24	18.18	18.02	18.23	20	0
20	64QAM	50	50	18.09	18.08	18.24		
20	64QAM	100	0	18.16	18.06	18.35		



Channel				132047	132322	132597	Tune-up limit (dBm)	MPR (dB)
Frequency (MHz)				1717.5	1745	1772.5		
15	QPSK	1	0	18.48	18.4	18.57	20	0
15	QPSK	1	37	18.28	18.21	18.48		
15	QPSK	1	74	18.31	18.27	18.55		
15	QPSK	36	0	18.4	18.34	18.54	20	0
15	QPSK	36	20	18.34	18.26	18.54		
15	QPSK	36	39	18.36	18.25	18.54		
15	QPSK	75	0	18.37	18.24	18.55	20	0
15	16QAM	1	0	18.58	18.47	18.57		
15	16QAM	1	37	18.37	18.29	18.58		
15	16QAM	1	74	18.37	18.34	18.63	20	0
15	16QAM	36	0	18.19	18.12	18.33		
15	16QAM	36	20	18.17	18.1	18.36		
15	16QAM	36	39	18.15	18	18.33	20	0
15	16QAM	75	0	18.18	18.09	18.35		
15	64QAM	1	0	18.39	18.39	18.52		
15	64QAM	1	37	18.26	18.18	18.48	20	0
15	64QAM	1	74	18.25	18.23	18.58		
15	64QAM	36	0	18.22	18.12	18.3		
15	64QAM	36	20	18.17	18.09	18.37	20	0
15	64QAM	36	39	18.13	18.09	18.31		
15	64QAM	75	0	18.17	18.05	18.36		
Channel				132022	132322	132622	Tune-up limit (dBm)	MPR (dB)
Frequency (MHz)				1715	1745	1775		
10	QPSK	1	0	18.4	18.28	18.55	20	0
10	QPSK	1	25	18.3	18.21	18.56		
10	QPSK	1	49	18.29	18.26	18.49		
10	QPSK	25	0	18.45	18.29	18.56	20	0
10	QPSK	25	12	18.37	18.27	18.5		
10	QPSK	25	25	18.36	18.2	18.57		
10	QPSK	50	0	18.38	18.22	18.5	20	0
10	16QAM	1	0	18.45	18.38	18.68		
10	16QAM	1	25	18.36	18.26	18.68		
10	16QAM	1	49	18.36	18.29	18.63	20	0
10	16QAM	25	0	18.21	18.09	18.35		
10	16QAM	25	12	18.16	18.06	18.3		
10	16QAM	25	25	18.15	18	18.37	20	0
10	16QAM	50	0	18.18	18.03	18.3		
10	64QAM	1	0	18.37	18.24	18.54		
10	64QAM	1	25	18.28	18.17	18.54	20	0
10	64QAM	1	49	18.26	18.2	18.5		
10	64QAM	25	0	18.17	18.08	18.32		
10	64QAM	25	12	18.2	18.06	18.34	20	0
10	64QAM	25	25	18.12	18	18.34		
10	64QAM	50	0	18.14	18.04	18.31		



Channel				131997	132322	132647	Tune-up limit (dBm)	MPR (dB)
Frequency (MHz)				1712.5	1745	1777.5		
5	QPSK	1	0	18.35	18.22	18.34	20	0
5	QPSK	1	12	18.31	18.17	18.34		
5	QPSK	1	24	18.32	18.17	18.53		
5	QPSK	12	0	18.4	18.22	18.57	20	0
5	QPSK	12	7	18.37	18.24	18.59		
5	QPSK	12	13	18.37	18.22	18.58		
5	QPSK	25	0	18.38	18.21	18.58	20	0
5	16QAM	1	0	18.46	18.35	18.6		
5	16QAM	1	12	18.37	18.3	18.64		
5	16QAM	1	24	18.41	18.26	18.63	20	0
5	16QAM	12	0	18.19	18.06	18.4		
5	16QAM	12	7	18.16	18.04	18.38		
5	16QAM	12	13	18.15	18.04	18.39	20	0
5	16QAM	25	0	18.17	18.03	18.38		
5	64QAM	1	0	18.32	18.23	18.57		
5	64QAM	1	12	18.27	18.17	18.5	20	0
5	64QAM	1	24	18.26	18.13	18.47		
5	64QAM	12	0	18.15	18.04	18.37		
5	64QAM	12	7	18.19	18.04	18.39	20	0
5	64QAM	12	13	18.13	17.98	18.33		
5	64QAM	25	0	18.16	18.01	18.35		
Channel				131987	132322	132657	Tune-up limit (dBm)	MPR (dB)
Frequency (MHz)				1711.5	1745	1778.5		
3	QPSK	1	0	18.29	18.15	18.52	20	0
3	QPSK	1	8	18.3	18.12	18.49		
3	QPSK	1	14	18.26	18.51	18.46		
3	QPSK	8	0	18.34	18.36	18.55	20	0
3	QPSK	8	4	18.34	18.37	18.54		
3	QPSK	8	7	18.33	18.17	18.53		
3	QPSK	15	0	18.32	18.18	18.51	20	0
3	16QAM	1	0	18.38	18.26	18.62		
3	16QAM	1	8	18.36	18.26	18.6		
3	16QAM	1	14	18.37	18.21	18.58	20	0
3	16QAM	8	0	18.18	18.06	18.36		
3	16QAM	8	4	18.21	18.07	18.41		
3	16QAM	8	7	18.15	18.06	18.36	20	0
3	16QAM	15	0	18.13	18.18	18.31		
3	64QAM	1	0	18.26	18.15	18.43		
3	64QAM	1	8	18.25	18.11	18.49	20	0
3	64QAM	1	14	18.24	18.09	18.45		
3	64QAM	8	0	18.1	18	18.37		
3	64QAM	8	4	18.16	18.04	18.37	20	0
3	64QAM	8	7	18.1	18	18.33		
3	64QAM	15	0	18.08	18.15	18.33		



Channel				131979	132322	132665	Tune-up limit (dBm)	MPR (dB)
Frequency (MHz)				1710.7	1745	1779.3		
1.4	QPSK	1	0	18.23	18.07	18.43	20	0
1.4	QPSK	1	3	18.3	18.13	18.53		
1.4	QPSK	1	5	18.21	18.06	18.42		
1.4	QPSK	3	0	18.24	18.11	18.46		
1.4	QPSK	3	1	18.29	18.14	18.5		
1.4	QPSK	3	3	18.26	18.12	18.45		
1.4	QPSK	6	0	18.27	18.12	18.49	20	0
1.4	16QAM	1	0	18.29	18.18	18.46	20	0
1.4	16QAM	1	3	18.38	18.2	18.58		
1.4	16QAM	1	5	18.24	18.15	18.48		
1.4	16QAM	3	0	18.04	18.15	18.28		
1.4	16QAM	3	1	18.08	18.21	18.33		
1.4	16QAM	3	3	18.07	18.15	18.26		
1.4	16QAM	6	0	18.1	18.19	18.35	20	0
1.4	64QAM	1	0	18.21	18.21	18.41	20	0
1.4	64QAM	1	3	18.28	18.27	18.49		
1.4	64QAM	1	5	18.18	18.2	18.42		
1.4	64QAM	3	0	18.09	18.17	18.33		
1.4	64QAM	3	1	18.13	18.2	18.36		
1.4	64QAM	3	3	18.12	18.15	18.29		
1.4	64QAM	6	0	18.03	18.12	18.26	20	0

<TDD LTE SAR Measurement>

TDD LTE configuration setup for SAR measurement

SAR was tested with a fixed periodic duty factor according to the highest transmission duty factor implemented for the device and supported by 3GPP.

- a. 3GPP TS 36.211 section 4.2 for Type 2 Frame Structure and Table 4.2-2 for uplink-downlink configurations
- b. "special subframe S" contains both uplink and downlink transmissions, it has been taken into consideration to determine the transmission duty factor according to the worst case uplink and downlink cyclic prefix requirements for UpPTS
- c. Establishing connections with base station simulators ensure a consistent means for testing SAR and recommended for evaluating SAR. The Anritsu MT8820C (firmware: #22.52#004) was used for LTE output power measurements and SAR testing.

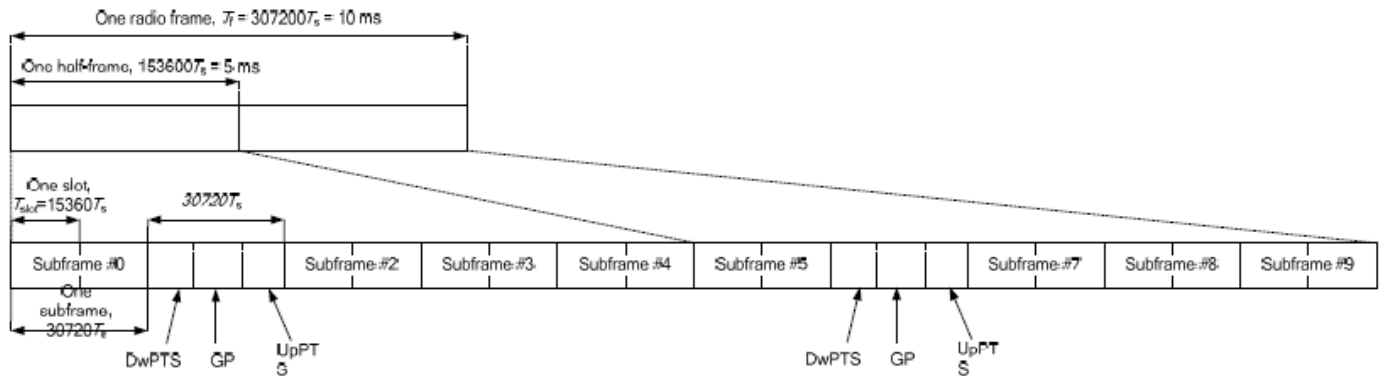


Figure 4.2-1: Frame structure type 2 (for 5 ms switch-point periodicity).

Table 4.2-2: Uplink-downlink configurations.

Uplink-downlink configuration	Downlink-to-Uplink Switch-point periodicity	Subframe number									
		0	1	2	3	4	5	6	7	8	9
0	5 ms	D	S	U	U	U	D	S	U	U	U
1	5 ms	D	S	U	U	D	D	S	U	U	D
2	5 ms	D	S	U	D	D	D	S	U	D	D
3	10 ms	D	S	U	U	U	D	D	D	D	D
4	10 ms	D	S	U	U	D	D	D	D	D	D
5	10 ms	D	S	U	D	D	D	D	D	D	D
6	5 ms	D	S	U	U	U	D	S	U	U	D

Table 4.2-1: Configuration of special subframe (lengths of DwPTS/GP/UpPTS).

Special subframe configuration	Normal cyclic prefix in downlink			Extended cyclic prefix in downlink		
	DwPTS	UpPTS		DwPTS	UpPTS	
		Normal cyclic prefix in uplink	Extended cyclic prefix in uplink		Normal cyclic prefix in uplink	Extended cyclic prefix in uplink
0	6592 · Ts	2192 · Ts	2560 · Ts	7680 · Ts	2192 · Ts	2560 · Ts
1	19760 · Ts			20480 · Ts		
2	21952 · Ts			23040 · Ts		
3	24144 · Ts			25600 · Ts		
4	26336 · Ts	4384 · Ts	5120 · Ts	7680 · Ts	4384 · Ts	5120 · Ts
5	6592 · Ts			20480 · Ts		
6	19760 · Ts			23040 · Ts		
7	21952 · Ts	4384 · Ts	5120 · Ts	12800 · Ts	4384 · Ts	5120 · Ts
8	24144 · Ts			-		
9	13168 · Ts	-	-	-	-	-

Special subframe (30720·T _s): Normal cyclic prefix in downlink (UpPTS)			
	Special subframe configuration	Normal cyclic prefix in uplink	Extended cyclic prefix in uplink
Uplink duty factor in one special subframe	0~4	7.13%	8.33%
	5~9	14.3%	16.7%

Special subframe(30720·T _s): Extended cyclic prefix in downlink (UpPTS)			
	Special subframe configuration	Normal cyclic prefix in uplink	Extended cyclic prefix in uplink
Uplink duty factor in one special subframe	0~3	7.13%	8.33%
	4~7	14.3%	16.7%

The highest duty factor is resulted from:

For LTE Band 41 Power class 2

- i. Uplink-downlink configuration: 1. In a half-frame consisted of 5 subframes, uplink operation is in 2 uplink subframes and 1 special subframe.
- ii. special subframe configuration: 5-9 for normal cyclic prefix in downlink, 4-7 for extended cyclic prefix in downlink
- iii. for special subframe with extended cyclic prefix in uplink, the total uplink duty factor in one half-frame is: $(2+0.167)/5 = 43.3\%$
- iv. for special subframe with normal cyclic prefix in uplink, the total uplink duty factor in one half-frame is: $(2+0.143)/5 = 42.9\%$
- v. For TDD LTE SAR measurement, the duty cycle 1:2.33 (42.9 %) was used perform testing and considering the theoretical duty cycle of 43.3% for extended cyclic prefix in the uplink, and the theoretical duty cycle of 42.9% for normal cyclic prefix in uplink, a scaling factor of extended cyclic prefix $43.3\%/42.9\% = 1.009$ is applied to scale-up the measured SAR result. The scaled TDD LTE SAR = measured SAR (W/kg)* Tune-up Scaling Factor* scaling factor for extended cyclic prefix.

For LTE Band 41 Power class 3

- i. Uplink-downlink configuration: 0. In a half-frame consisted of 5 subframes, uplink operation is in 3 uplink subframes and 1 special subframe.
- ii. special subframe configuration: 5-9 for normal cyclic prefix in downlink, 4-7 for extended cyclic prefix in downlink
- iii. for special subframe with extended cyclic prefix in uplink, the total uplink duty factor in one half-frame is: $(3+0.167)/5 = 63.3\%$
- iv. for special subframe with normal cyclic prefix in uplink, the total uplink duty factor in one half-frame is: $(3+0.143)/5 = 62.9\%$
- v. For TDD LTE SAR measurement, the duty cycle 1:1.59 (62.9 %) was used perform testing and considering the theoretical duty cycle of 63.3% for extended cyclic prefix in the uplink, and the theoretical duty cycle of 62.9% for normal cyclic prefix in uplink, a scaling factor of extended cyclic prefix $63.3\%/62.9\% = 1.006$ is applied to scale-up the measured SAR result. The scaled TDD LTE SAR = measured SAR (W/kg)* Tune-up Scaling Factor* scaling factor for extended cyclic prefix.

The device can adjust uplink/downlink configuration automatically according to the transmitting power class level, as followings:

LTE TDD Band	Power Class level	support uplink/downlink configuration
LTE Band 41	> 23	1,2,3,4,5
	=23	0,1,2,3,4,5,6
	< 23	0,1,2,3,4,5,6



<Full Power Mode>

<LTE Band 38>

BW [MHz]	Modulation	RB Size	RB Offset	Power Low Ch. / Freq.	Power Middle Ch. / Freq.	Power High Ch. / Freq.	Tune-up limit (dBm)	MPR (dB)
Channel				37850	38000	38150		
Frequency (MHz)				2580	2595	2610		
20	QPSK	1	0	22.75	22.66	22.96	24	0
20	QPSK	1	49	22.83	22.82	22.91		
20	QPSK	1	99	22.97	22.93	22.77		
20	QPSK	50	0	21.77	21.96	21.91	23	1
20	QPSK	50	24	21.80	21.75	21.87		
20	QPSK	50	50	21.71	21.76	21.96		
20	QPSK	100	0	21.97	21.71	21.76		
20	16QAM	1	0	22.04	22.06	22.05	23	1
20	16QAM	1	49	21.99	21.73	21.91		
20	16QAM	1	99	21.81	22.12	21.95		
20	16QAM	50	0	20.88	20.92	21.06	22	2
20	16QAM	50	24	21.00	21.02	20.93		
20	16QAM	50	50	20.92	21.02	21.08		
20	16QAM	100	0	21.06	20.98	20.91		
20	64QAM	1	0	21.10	21.09	20.85	22	2
20	64QAM	1	49	20.73	20.94	20.91		
20	64QAM	1	99	20.85	20.89	20.94		
20	64QAM	50	0	20.20	20.21	20.04	21	3
20	64QAM	50	24	20.21	20.00	20.11		
20	64QAM	50	50	20.02	20.21	20.26		
20	64QAM	100	0	20.18	20.17	20.10		



Channel				37825	38000	38175	Tune-up limit (dBm)	MPR (dB)
Frequency (MHz)				2577.5	2595	2612.5		
15	QPSK	1	0	22.92	22.86	22.90	24	0
15	QPSK	1	37	22.61	22.86	22.67		
15	QPSK	1	74	22.87	22.70	22.94		
15	QPSK	36	0	21.75	21.76	21.89	23	1
15	QPSK	36	20	21.72	21.86	22.00		
15	QPSK	36	39	21.80	21.70	21.89		
15	QPSK	75	0	21.83	21.66	21.70	23	1
15	16QAM	1	0	22.04	21.83	21.97		
15	16QAM	1	37	21.74	21.93	21.86		
15	16QAM	1	74	22.06	21.99	22.11	22	2
15	16QAM	36	0	20.94	20.87	20.78		
15	16QAM	36	20	20.83	20.97	21.00		
15	16QAM	36	39	20.81	20.82	21.00	22	2
15	16QAM	75	0	20.88	20.80	20.95		
15	64QAM	1	0	21.06	21.06	20.89		
15	64QAM	1	37	20.76	20.94	21.06	22	2
15	64QAM	1	74	21.05	20.78	20.90		
15	64QAM	36	0	20.12	20.15	20.16		
15	64QAM	36	20	20.21	20.15	20.17	21	3
15	64QAM	36	39	20.19	20.09	20.17		
15	64QAM	75	0	20.22	20.14	20.20		
Channel				37800	38000	38200	Tune-up limit (dBm)	MPR (dB)
Frequency (MHz)				2575	2595	2615		
10	QPSK	1	0	22.90	22.83	22.96	24	0
10	QPSK	1	25	22.89	22.75	22.74		
10	QPSK	1	49	22.89	22.81	22.76		
10	QPSK	25	0	21.85	21.81	21.96	23	1
10	QPSK	25	12	21.67	21.67	21.77		
10	QPSK	25	25	21.82	21.84	21.89		
10	16QAM	1	0	21.99	22.01	22.04	23	1
10	16QAM	1	25	21.98	21.93	21.91		
10	16QAM	1	49	21.92	21.96	21.92		
10	16QAM	25	0	20.82	20.97	20.92	22	2
10	16QAM	25	12	20.83	20.94	20.93		
10	16QAM	25	25	20.79	20.90	21.05		
10	16QAM	50	0	20.91	20.79	21.09	22	2
10	64QAM	1	0	20.78	20.68	20.83		
10	64QAM	1	25	20.76	20.71	20.90		
10	64QAM	1	49	20.72	20.75	20.81	21	3
10	64QAM	25	0	19.99	19.72	19.89		
10	64QAM	25	12	20.02	19.91	20.01		
10	64QAM	25	25	19.96	19.98	20.03	21	3
10	64QAM	50	0	19.97	19.95	19.95		



Channel				37775	38000	38225	Tune-up limit (dBm)	MPR (dB)
Frequency (MHz)				2572.5	2595	2617.5		
5	QPSK	1	0	22.72	22.76	22.94	24	0
5	QPSK	1	12	22.87	22.82	22.93		
5	QPSK	1	24	22.77	22.73	22.86		
5	QPSK	12	0	21.94	21.80	21.78	23	1
5	QPSK	12	7	21.91	21.80	22.01		
5	QPSK	12	13	21.86	21.91	21.80		
5	QPSK	25	0	21.64	21.74	21.94		
5	16QAM	1	0	21.97	21.72	21.89	23	1
5	16QAM	1	12	21.96	21.89	21.92		
5	16QAM	1	24	21.91	21.77	22.09		
5	16QAM	12	0	20.94	20.90	20.98	22	2
5	16QAM	12	7	20.92	20.81	21.01		
5	16QAM	12	13	20.77	20.90	21.00		
5	16QAM	25	0	20.91	20.91	20.90		
5	64QAM	1	0	20.69	20.54	20.61	22	2
5	64QAM	1	12	20.76	20.79	20.80		
5	64QAM	1	24	20.60	20.75	20.68		
5	64QAM	12	0	19.76	19.92	20.00	21	3
5	64QAM	12	7	19.84	19.93	20.04		
5	64QAM	12	13	19.79	19.92	20.02		
5	64QAM	25	0	19.87	19.87	19.87		



<LTE Band 41>

Power Class 3:

BW [MHz]	Modulation	RB Size	RB Offset	Power Low Ch. / Freq.	Power Low Middle Ch. / Freq.	Power Middle Ch. / Freq.	Power High Middle Ch. / Freq.	Power High Ch. / Freq.	Tune-up limit (dBm)	MPR (dB)
Channel				39750	40185	40620	41055	41490		
Frequency (MHz)				2506	2549.5	2593	2636.5	2680		
20	QPSK	1	0	22.66	22.78	22.98	22.88	22.58	24	0
20	QPSK	1	49	22.59	22.77	22.83	22.52	22.62		
20	QPSK	1	99	22.55	22.93	22.85	22.58	22.92		
20	QPSK	50	0	21.61	21.73	22.03	21.64	21.65	23	1
20	QPSK	50	24	21.67	21.72	22.02	21.68	21.71		
20	QPSK	50	50	21.61	21.83	21.90	21.64	21.82		
20	QPSK	100	0	21.62	21.73	22.00	21.66	21.69	23	1
20	16QAM	1	0	21.82	21.87	22.15	21.89	21.65		
20	16QAM	1	49	21.73	22.01	21.97	21.70	21.76		
20	16QAM	1	99	21.72	22.12	21.95	21.72	22.09	22	2
20	16QAM	50	0	20.77	20.85	21.11	20.76	20.77		
20	16QAM	50	24	20.77	20.87	21.02	20.78	20.80		
20	16QAM	50	50	20.70	20.98	20.94	20.76	20.87	22	2
20	16QAM	100	0	20.74	20.84	21.12	20.74	20.82		
20	64QAM	1	0	20.72	20.79	20.98	20.76	20.53		
20	64QAM	1	49	20.54	20.85	20.84	20.56	20.63	22	2
20	64QAM	1	99	20.59	20.87	20.88	20.57	20.91		
20	64QAM	50	0	19.84	19.92	20.15	19.83	19.78		
20	64QAM	50	24	19.78	19.95	20.06	19.82	19.84	21	3
20	64QAM	50	50	19.75	20.01	20.07	19.80	19.93		
20	64QAM	100	0	19.88	20.05	20.20	19.89	19.97		



Channel				39725	40173	40620	41068	41515	Tune-up limit (dBm)	MPR (dB)
Frequency (MHz)				2503.5	2548.3	2593	2637.8	2682.5		
15	QPSK	1	0	22.70	22.79	22.90	22.75	22.61	24	0
15	QPSK	1	37	22.60	22.85	22.84	22.53	22.74		
15	QPSK	1	74	22.61	22.86	22.86	22.58	22.92		
15	QPSK	36	0	21.64	21.74	21.90	21.64	21.73	23	1
15	QPSK	36	20	21.66	21.75	21.91	21.67	21.81		
15	QPSK	36	39	21.58	21.80	21.84	21.59	21.86		
15	QPSK	75	0	21.62	21.72	21.87	21.62	21.81	23	1
15	16QAM	1	0	21.82	21.96	22.05	21.85	21.73		
15	16QAM	1	37	21.77	22.05	21.96	21.70	21.83		
15	16QAM	1	74	21.73	22.14	22.04	21.71	22.12	22	2
15	16QAM	36	0	20.74	20.85	20.90	20.67	20.77		
15	16QAM	36	20	20.73	20.82	20.94	20.71	20.85		
15	16QAM	36	39	20.69	20.91	20.93	20.68	20.91	22	2
15	16QAM	75	0	20.73	20.89	20.99	20.71	20.92		
15	64QAM	1	0	20.71	20.80	20.94	20.72	20.62		
15	64QAM	1	37	20.56	20.79	20.82	20.59	20.74	22	2
15	64QAM	1	74	20.59	20.96	20.84	20.56	20.98		
15	64QAM	36	0	19.88	19.96	20.07	19.83	19.89		
15	64QAM	36	20	19.81	19.98	20.09	19.82	19.99	21	3
15	64QAM	36	39	19.78	20.04	20.08	19.79	20.06		
15	64QAM	75	0	19.84	19.96	20.13	19.81	20.00		
Channel				39700	40160	40620	41080	41540	Tune-up limit (dBm)	MPR (dB)
Frequency (MHz)				2501	2547	2593	2639	2685		
10	QPSK	1	0	22.62	22.68	22.83	22.59	22.80	24	0
10	QPSK	1	25	22.54	22.64	22.81	22.59	22.85		
10	QPSK	1	49	22.56	22.72	22.84	22.62	22.94		
10	QPSK	25	0	21.58	21.73	21.86	21.62	21.82	23	1
10	QPSK	25	12	21.58	21.72	21.82	21.66	21.80		
10	QPSK	25	25	21.57	21.61	21.83	21.61	21.88		
10	16QAM	1	0	21.78	21.87	21.98	21.71	21.95	23	1
10	16QAM	1	25	21.71	21.87	21.95	21.67	21.96		
10	16QAM	1	49	21.69	21.92	21.97	21.68	22.11		
10	16QAM	25	0	20.73	20.81	20.98	20.73	20.93	22	2
10	16QAM	25	12	20.76	20.84	20.94	20.76	20.91		
10	16QAM	25	25	20.66	20.84	20.95	20.71	21.00		
10	16QAM	50	0	20.75	20.82	20.99	20.71	20.91	22	2
10	64QAM	1	0	20.63	20.70	20.89	20.58	20.77		
10	64QAM	1	25	20.58	20.70	20.82	20.55	20.83		
10	64QAM	1	49	20.59	20.84	20.85	20.56	20.99	21	3
10	64QAM	25	0	19.79	19.91	20.03	19.78	19.96		
10	64QAM	25	12	19.84	19.90	20.03	19.80	19.98		
10	64QAM	25	25	19.74	19.88	20.02	19.78	20.08	21	3
10	64QAM	50	0	19.79	19.90	20.03	19.77	19.94		



Channel				39675	40148	40620	41093	41565	Tune-up limit (dBm)	MPR (dB)
Frequency (MHz)				2498.5	2545.8	2593	2640.30	2687.5		
5	QPSK	1	0	22.61	22.63	22.79	22.57	22.84	24	0
5	QPSK	1	12	22.62	22.69	22.79	22.55	22.83		
5	QPSK	1	24	22.54	22.74	22.73	22.51	22.85		
5	QPSK	12	0	21.67	21.67	21.85	21.66	21.91	23	1
5	QPSK	12	7	21.67	21.63	21.83	21.64	21.89		
5	QPSK	12	13	21.61	21.70	21.81	21.60	21.86		
5	QPSK	25	0	21.62	21.68	21.88	21.60	21.88	23	1
5	16QAM	1	0	21.76	21.82	21.95	21.66	21.93		
5	16QAM	1	12	21.76	21.83	21.96	21.69	21.96		
5	16QAM	1	24	21.74	21.93	21.93	21.66	22.02	22	2
5	16QAM	12	0	20.71	20.80	20.93	20.69	20.95		
5	16QAM	12	7	20.72	20.82	20.94	20.69	20.94		
5	16QAM	12	13	20.68	20.79	20.90	20.66	20.91	22	2
5	16QAM	25	0	20.74	20.83	21.00	20.71	20.99		
5	64QAM	1	0	20.63	20.71	20.84	20.59	20.84		
5	64QAM	1	12	20.59	20.74	20.81	20.56	20.82	22	2
5	64QAM	1	24	20.61	20.81	20.76	20.53	20.88		
5	64QAM	12	0	19.81	19.83	20.01	19.78	20.05		
5	64QAM	12	7	19.80	19.94	20.03	19.78	20.07	21	3
5	64QAM	12	13	19.76	19.90	19.98	19.76	20.01		
5	64QAM	25	0	19.78	19.88	20.07	19.75	19.99		



Power Class 2:

BW [MHz]	Modulation	RB Size	RB Offset	Power Low Ch. / Freq.	Power Low Middle Ch. / Freq.	Power Middle Ch. / Freq.	Power High Middle Ch. / Freq.	Power High Ch. / Freq.	Tune-up limit (dBm)	MPR (dB)
Channel				39750	40185	40620	41055	41490		
Frequency (MHz)				2506	2549.5	2593	2636.5	2680		
20	QPSK	1	0	25.59	25.85	25.86	25.61	25.39	27	0
20	QPSK	1	49	25.49	25.45	25.62	25.39	25.63		
20	QPSK	1	99	25.45	25.48	25.70	25.39	25.71		
20	QPSK	50	0	24.66	24.81	24.91	24.57	24.58	26	1
20	QPSK	50	24	24.64	24.75	24.89	24.70	24.57		
20	QPSK	50	50	24.57	24.60	24.69	24.59	24.68		
20	QPSK	100	0	24.37	24.51	24.86	24.54	24.57	26	1
20	16QAM	1	0	24.91	24.97	24.93	24.89	24.72		
20	16QAM	1	49	24.65	24.86	24.95	24.65	24.68		
20	16QAM	1	99	24.77	24.89	24.90	24.73	24.96	25	2
20	16QAM	50	0	23.74	23.89	23.91	23.84	23.73		
20	16QAM	50	24	23.72	23.94	23.98	23.66	23.83		
20	16QAM	50	50	23.66	23.92	23.99	23.67	23.67	25	2
20	16QAM	100	0	23.47	23.70	23.88	23.62	23.65		
20	64QAM	1	0	23.52	23.55	23.84	23.73	23.55		
20	64QAM	1	49	23.59	23.59	23.74	23.57	23.59	25	2
20	64QAM	1	99	23.53	23.91	23.88	23.54	23.83		
20	64QAM	50	0	22.58	22.52	22.79	22.60	22.56		
20	64QAM	50	24	22.56	22.76	22.82	22.39	22.47	24	3
20	64QAM	50	50	22.49	22.83	22.82	22.41	22.50		
20	64QAM	100	0	22.59	22.83	22.89	22.65	22.77		



Channel				39725	40173	40620	41068	41515	Tune-up limit (dBm)	MPR (dB)
Frequency (MHz)				2503.5	2548.3	2593	2637.8	2682.5		
15	QPSK	1	0	25.50	25.38	25.72	25.58	25.53	27	0
15	QPSK	1	37	25.44	25.85	25.79	25.39	25.65		
15	QPSK	1	74	25.40	25.66	25.69	25.50	25.83		
15	QPSK	36	0	24.63	24.48	24.89	24.42	24.76	26	1
15	QPSK	36	20	24.42	24.49	24.91	24.72	24.65		
15	QPSK	36	39	24.52	24.66	24.92	24.60	24.69		
15	QPSK	75	0	24.59	24.79	24.91	24.67	24.64	26	1
15	16QAM	1	0	24.85	24.83	25.00	24.86	24.92		
15	16QAM	1	37	24.90	24.88	24.97	24.92	24.83		
15	16QAM	1	74	24.68	24.91	24.91	24.79	24.93	25	2
15	16QAM	36	0	23.47	23.81	23.77	23.54	23.59		
15	16QAM	36	20	23.65	23.84	23.88	23.57	23.88		
15	16QAM	36	39	23.39	23.72	23.72	23.74	23.74	25	2
15	16QAM	75	0	23.49	23.68	23.91	23.74	23.73		
15	64QAM	1	0	23.65	23.60	23.60	23.69	23.59		
15	64QAM	1	37	23.41	23.53	23.86	23.58	23.55	25	2
15	64QAM	1	74	23.48	23.64	23.75	23.52	23.82		
15	64QAM	36	0	22.59	22.73	22.58	22.65	22.52		
15	64QAM	36	20	22.38	22.56	22.62	22.42	22.61	24	3
15	64QAM	36	39	22.48	22.63	22.63	22.59	22.55		
15	64QAM	75	0	22.38	22.77	22.83	22.63	22.62		
Channel				39700	40160	40620	41080	41540	Tune-up limit (dBm)	MPR (dB)
Frequency (MHz)				2501	2547	2593	2639	2685		
10	QPSK	1	0	25.47	25.36	25.82	25.39	25.63	27	0
10	QPSK	1	25	25.34	25.35	25.59	25.53	25.66		
10	QPSK	1	49	25.45	25.71	25.81	25.35	25.42		
10	QPSK	25	0	24.46	24.46	24.76	24.61	24.68	26	1
10	QPSK	25	12	24.48	24.47	24.87	24.64	24.74		
10	QPSK	25	25	24.46	24.70	24.72	24.64	24.78		
10	16QAM	1	0	24.81	24.97	24.90	24.73	24.95	26	1
10	16QAM	1	25	24.80	24.75	24.94	24.77	24.99		
10	16QAM	1	49	24.82	24.92	24.87	24.78	24.92		
10	16QAM	25	0	23.57	23.66	23.80	23.71	23.78	25	2
10	16QAM	25	12	23.68	23.69	23.82	23.76	23.95		
10	16QAM	25	25	23.58	23.70	23.86	23.66	23.90		
10	16QAM	50	0	23.67	23.68	23.92	23.61	23.94	25	2
10	64QAM	1	0	23.42	23.83	23.70	23.56	23.64		
10	64QAM	1	25	23.37	23.48	23.81	23.43	23.77		
10	64QAM	1	49	23.59	23.63	23.64	23.49	23.82	24	3
10	64QAM	25	0	22.49	22.80	22.82	22.46	22.61		
10	64QAM	25	12	22.42	22.52	22.65	22.50	22.58		
10	64QAM	25	25	22.51	22.43	22.69	22.58	22.92	24	3
10	64QAM	50	0	22.40	22.50	22.67	22.35	22.77		



Channel				39675	40148	40620	41093	41565	Tune-up limit (dBm)	MPR (dB)
Frequency (MHz)				2498.5	2545.8	2593	2640.30	2687.5		
5	QPSK	1	0	25.40	25.39	25.80	25.37	25.63	27	0
5	QPSK	1	12	25.52	25.61	25.66	25.57	25.62		
5	QPSK	1	24	25.48	25.72	25.81	25.35	25.73		
5	QPSK	12	0	24.58	24.72	24.73	24.60	24.97	26	1
5	QPSK	12	7	24.62	24.48	24.97	24.60	24.77		
5	QPSK	12	13	24.47	24.52	24.72	24.67	24.90		
5	QPSK	25	0	24.55	24.52	24.82	24.55	24.78	26	1
5	16QAM	1	0	24.71	24.67	24.90	24.76	24.91		
5	16QAM	1	12	24.76	24.81	24.89	24.71	24.98		
5	16QAM	1	24	24.72	24.84	24.88	24.69	24.97	25	2
5	16QAM	12	0	23.53	23.92	23.84	23.61	23.86		
5	16QAM	12	7	23.53	23.69	23.81	23.61	23.86		
5	16QAM	12	13	23.47	23.93	23.75	23.68	23.82	25	2
5	16QAM	25	0	23.68	23.64	23.96	23.59	23.90		
5	64QAM	1	0	23.41	23.75	23.65	23.60	23.81		
5	64QAM	1	12	23.55	23.55	23.71	23.44	23.80	25	2
5	64QAM	1	24	23.50	23.62	23.68	23.61	23.70		
5	64QAM	12	0	22.48	22.45	22.68	22.47	22.70		
5	64QAM	12	7	22.39	22.54	22.76	22.56	22.71	24	3
5	64QAM	12	13	22.32	22.77	22.61	22.44	22.75		
5	64QAM	25	0	22.31	22.47	22.79	22.42	22.63		



<Reduced Power Mode for P-Sensor On >

<LTE Band 41 >

Power Class 2:

BW [MHz]	Modulation	RB Size	RB Offset	Power Low Ch. / Freq.	Power Low Middle Ch. / Freq.	Power Middle Ch. / Freq.	Power High Middle Ch. / Freq.	Power High Ch. / Freq.	Tune-up limit (dBm)	MPR (dB)
Channel				39750	40185	40620	41055	41490		
Frequency (MHz)				2506	2549.5	2593	2636.5	2680		
20	QPSK	1	0	23.65	23.57	23.99	23.63	23.5	24	0
20	QPSK	1	49	23.5	23.57	23.67	23.53	23.51		
20	QPSK	1	99	23.51	23.79	23.75	23.52	23.8		
20	QPSK	50	0	23.67	23.63	23.91	23.67	23.58	24	0
20	QPSK	50	24	23.65	23.66	23.87	23.61	23.61		
20	QPSK	50	50	23.61	23.75	23.83	23.58	23.69		
20	QPSK	100	0	23.65	23.63	23.89	23.65	23.62		
20	16QAM	1	0	23.72	23.84	23.95	23.77	23.56	24	0
20	16QAM	1	49	23.67	23.94	23.86	23.58	23.68		
20	16QAM	1	99	23.62	23.93	23.93	23.68	23.94		
20	16QAM	50	0	23.62	23.72	23.91	23.61	23.55	24	0
20	16QAM	50	24	23.63	23.69	23.83	23.62	23.56		
20	16QAM	50	50	23.54	23.76	23.83	23.56	23.67		
20	16QAM	100	0	23.36	23.51	23.71	23.35	23.42		
20	64QAM	1	0	23.5	23.48	23.72	23.55	23.34		
20	64QAM	1	49	23.33	23.55	23.55	23.32	23.34	24	0
20	64QAM	1	99	23.33	23.72	23.61	23.36	23.66		
20	64QAM	50	0	22.4	22.42	22.72	22.37	22.28		
20	64QAM	50	24	22.31	22.48	22.57	22.34	22.32	23	1
20	64QAM	50	50	22.32	22.48	22.56	22.27	22.43		
20	64QAM	100	0	22.45	22.51	22.71	22.43	22.42		



FCC SAR Test Report

Report No. : FA992001

Channel				39725	40173	40620	41068	41515	Tune-up limit (dBm)	MPR (dB)
Frequency (MHz)				2503.5	2548.3	2593	2637.8	2682.5		
15	QPSK	1	0	23.48	23.43	23.61	23.49	23.29	24	0
15	QPSK	1	37	23.41	23.5	23.58	23.31	23.39		
15	QPSK	1	74	23.38	23.66	23.65	23.36	23.67		
15	QPSK	36	0	23.5	23.51	23.71	23.44	23.46	24	0
15	QPSK	36	20	23.53	23.49	23.75	23.45	23.53		
15	QPSK	36	39	23.42	23.62	23.67	23.42	23.62		
15	QPSK	75	0	23.49	23.49	23.72	23.45	23.52	24	0
15	16QAM	1	0	23.77	23.76	23.95	23.77	23.61		
15	16QAM	1	37	23.58	23.91	23.82	23.56	23.77		
15	16QAM	1	74	23.64	23.93	23.9	23.62	23.91	24	0
15	16QAM	36	0	23.54	23.6	23.78	23.47	23.54		
15	16QAM	36	20	23.54	23.61	23.77	23.5	23.63		
15	16QAM	36	39	23.51	23.7	23.77	23.46	23.67	24	0
15	16QAM	75	0	23.56	23.68	23.8	23.54	23.69		
15	64QAM	1	0	23.66	23.67	23.84	23.71	23.5		
15	64QAM	1	37	23.54	23.71	23.77	23.48	23.62	24	0
15	64QAM	1	74	23.53	23.88	23.8	23.52	23.86		
15	64QAM	36	0	22.6	22.62	22.8	22.54	22.55		
15	64QAM	36	20	22.57	22.65	22.77	22.49	22.7	23	1
15	64QAM	36	39	22.49	22.69	22.77	22.49	22.71		
15	64QAM	75	0	22.59	22.64	22.82	22.53	22.66		
Channel				39700	40160	40620	41080	41540	Tune-up limit (dBm)	MPR (dB)
Frequency (MHz)				2501	2547	2593	2639	2685		
10	QPSK	1	0	23.4	23.39	23.56	23.32	23.43	24	0
10	QPSK	1	25	23.33	23.36	23.56	23.33	23.52		
10	QPSK	1	49	23.33	23.42	23.57	23.32	23.66		
10	QPSK	25	0	23.51	23.49	23.73	23.48	23.57	24	0
10	QPSK	25	12	23.49	23.5	23.71	23.49	23.56		
10	QPSK	25	25	23.48	23.48	23.7	23.42	23.65		
10	QPSK	50	0	23.51	23.44	23.73	23.48	23.54	24	0
10	16QAM	1	0	23.68	23.73	23.88	23.65	23.8		
10	16QAM	1	25	23.68	23.78	23.9	23.64	23.84		
10	16QAM	1	49	23.61	23.83	23.86	23.59	23.9	24	0
10	16QAM	25	0	23.62	23.66	23.82	23.56	23.67		
10	16QAM	25	12	23.59	23.65	23.83	23.6	23.68		
10	16QAM	25	25	23.58	23.64	23.78	23.57	23.8	24	0
10	16QAM	50	0	23.6	23.65	23.84	23.6	23.67		
10	64QAM	1	0	23.56	23.63	23.79	23.56	23.7		
10	64QAM	1	25	23.59	23.64	23.79	23.55	23.72	24	0
10	64QAM	1	49	23.49	23.68	23.76	23.54	23.86		
10	64QAM	25	0	22.53	22.58	22.77	22.51	22.64		
10	64QAM	25	12	22.54	22.61	22.78	22.53	22.62	23	1
10	64QAM	25	25	22.52	22.57	22.72	22.49	22.73		
10	64QAM	50	0	22.53	22.57	22.74	22.53	22.63		



Channel				39675	40148	40620	41093	41565	Tune-up limit (dBm)	MPR (dB)
Frequency (MHz)				2498.5	2545.8	2593	2640.3	2687.5		
5	QPSK	1	0	23.36	23.4	23.55	23.31	23.51	24	0
5	QPSK	1	12	23.39	23.38	23.56	23.33	23.54		
5	QPSK	1	24	23.32	23.39	23.51	23.26	23.58		
5	QPSK	12	0	23.5	23.49	23.75	23.46	23.63	24	0
5	QPSK	12	7	23.53	23.49	23.74	23.48	23.69		
5	QPSK	12	13	23.54	23.47	23.71	23.44	23.63		
5	QPSK	25	0	23.5	23.51	23.7	23.43	23.63		
5	16QAM	1	0	23.64	23.72	23.85	23.58	23.83	24	0
5	16QAM	1	12	23.67	23.77	23.87	23.59	23.83		
5	16QAM	1	24	23.64	23.84	23.85	23.58	23.92		
5	16QAM	12	0	23.61	23.65	23.82	23.55	23.76	24	0
5	16QAM	12	7	23.64	23.65	23.83	23.57	23.79		
5	16QAM	12	13	23.61	23.64	23.82	23.53	23.77		
5	16QAM	25	0	23.6	23.68	23.81	23.52	23.77		
5	64QAM	1	0	23.59	23.62	23.77	23.51	23.71	24	0
5	64QAM	1	12	23.57	23.65	23.79	23.53	23.77		
5	64QAM	1	24	23.55	23.73	23.8	23.52	23.84		
5	64QAM	12	0	22.54	22.59	22.76	22.51	22.7	23	1
5	64QAM	12	7	22.57	22.61	22.78	22.53	22.74		
5	64QAM	12	13	22.53	22.59	22.78	22.5	22.74		
5	64QAM	25	0	22.54	22.62	22.74	22.45	22.7		



<Reduced Power Mode for Hotspot On>

<LTE Band 41 >

Power Class 2:

BW [MHz]	Modulation	RB Size	RB Offset	Power Low Ch. / Freq.	Power Low Middle Ch. / Freq.	Power Middle Ch. / Freq.	Power High Middle Ch. / Freq.	Power High Ch. / Freq.	Tune-up limit (dBm)	MPR (dB)
Channel				39750	40185	40620	41055	41490		
Frequency (MHz)				2506	2549.5	2593	2636.5	2680		
20	QPSK	1	0	23.65	23.57	23.99	23.63	23.5	24	0
20	QPSK	1	49	23.5	23.57	23.67	23.53	23.51		
20	QPSK	1	99	23.51	23.79	23.75	23.52	23.8		
20	QPSK	50	0	23.67	23.63	23.91	23.67	23.58	24	0
20	QPSK	50	24	23.65	23.66	23.87	23.61	23.61		
20	QPSK	50	50	23.61	23.75	23.83	23.58	23.69		
20	QPSK	100	0	23.65	23.63	23.89	23.65	23.62	24	0
20	16QAM	1	0	23.72	23.84	23.95	23.77	23.56		
20	16QAM	1	49	23.67	23.94	23.86	23.58	23.68		
20	16QAM	1	99	23.62	23.93	23.93	23.68	23.94	24	0
20	16QAM	50	0	23.62	23.72	23.91	23.61	23.55		
20	16QAM	50	24	23.63	23.69	23.83	23.62	23.56		
20	16QAM	50	50	23.54	23.76	23.83	23.56	23.67	24	0
20	16QAM	100	0	23.36	23.51	23.71	23.35	23.42		
20	64QAM	1	0	23.5	23.48	23.72	23.55	23.34		
20	64QAM	1	49	23.33	23.55	23.55	23.32	23.34	24	0
20	64QAM	1	99	23.33	23.72	23.61	23.36	23.66		
20	64QAM	50	0	22.4	22.42	22.72	22.37	22.28		
20	64QAM	50	24	22.31	22.48	22.57	22.34	22.32	23	1
20	64QAM	50	50	22.32	22.48	22.56	22.27	22.43		
20	64QAM	100	0	22.45	22.51	22.71	22.43	22.42		



Channel				39725	40173	40620	41068	41515	Tune-up limit (dBm)	MPR (dB)
Frequency (MHz)				2503.5	2548.3	2593	2637.8	2682.5		
15	QPSK	1	0	23.48	23.43	23.61	23.49	23.29	24	0
15	QPSK	1	37	23.41	23.5	23.58	23.31	23.39		
15	QPSK	1	74	23.38	23.66	23.65	23.36	23.67		
15	QPSK	36	0	23.5	23.51	23.71	23.44	23.46	24	0
15	QPSK	36	20	23.53	23.49	23.75	23.45	23.53		
15	QPSK	36	39	23.42	23.62	23.67	23.42	23.62		
15	QPSK	75	0	23.49	23.49	23.72	23.45	23.52	24	0
15	16QAM	1	0	23.77	23.76	23.95	23.77	23.61		
15	16QAM	1	37	23.58	23.91	23.82	23.56	23.77		
15	16QAM	1	74	23.64	23.93	23.9	23.62	23.91	24	0
15	16QAM	36	0	23.54	23.6	23.78	23.47	23.54		
15	16QAM	36	20	23.54	23.61	23.77	23.5	23.63		
15	16QAM	36	39	23.51	23.7	23.77	23.46	23.67	24	0
15	16QAM	75	0	23.56	23.68	23.8	23.54	23.69		
15	64QAM	1	0	23.66	23.67	23.84	23.71	23.5		
15	64QAM	1	37	23.54	23.71	23.77	23.48	23.62	24	0
15	64QAM	1	74	23.53	23.88	23.8	23.52	23.86		
15	64QAM	36	0	22.6	22.62	22.8	22.54	22.55		
15	64QAM	36	20	22.57	22.65	22.77	22.49	22.7	23	1
15	64QAM	36	39	22.49	22.69	22.77	22.49	22.71		
15	64QAM	75	0	22.59	22.64	22.82	22.53	22.66		
Channel				39700	40160	40620	41080	41540	Tune-up limit (dBm)	MPR (dB)
Frequency (MHz)				2501	2547	2593	2639	2685		
10	QPSK	1	0	23.4	23.39	23.56	23.32	23.43	24	0
10	QPSK	1	25	23.33	23.36	23.56	23.33	23.52		
10	QPSK	1	49	23.33	23.42	23.57	23.32	23.66		
10	QPSK	25	0	23.51	23.49	23.73	23.48	23.57	24	0
10	QPSK	25	12	23.49	23.5	23.71	23.49	23.56		
10	QPSK	25	25	23.48	23.48	23.7	23.42	23.65		
10	QPSK	50	0	23.51	23.44	23.73	23.48	23.54	24	0
10	16QAM	1	0	23.68	23.73	23.88	23.65	23.8		
10	16QAM	1	25	23.68	23.78	23.9	23.64	23.84		
10	16QAM	1	49	23.61	23.83	23.86	23.59	23.9	24	0
10	16QAM	25	0	23.62	23.66	23.82	23.56	23.67		
10	16QAM	25	12	23.59	23.65	23.83	23.6	23.68		
10	16QAM	25	25	23.58	23.64	23.78	23.57	23.8	24	0
10	16QAM	50	0	23.6	23.65	23.84	23.6	23.67		
10	64QAM	1	0	23.56	23.63	23.79	23.56	23.7		
10	64QAM	1	25	23.59	23.64	23.79	23.55	23.72	24	0
10	64QAM	1	49	23.49	23.68	23.76	23.54	23.86		
10	64QAM	25	0	22.53	22.58	22.77	22.51	22.64		
10	64QAM	25	12	22.54	22.61	22.78	22.53	22.62	23	1
10	64QAM	25	25	22.52	22.57	22.72	22.49	22.73		
10	64QAM	50	0	22.53	22.57	22.74	22.53	22.63		



Channel				39675	40148	40620	41093	41565	Tune-up limit (dBm)	MPR (dB)
Frequency (MHz)				2498.5	2545.8	2593	2640.3	2687.5		
5	QPSK	1	0	23.36	23.4	23.55	23.31	23.51	24	0
5	QPSK	1	12	23.39	23.38	23.56	23.33	23.54		
5	QPSK	1	24	23.32	23.39	23.51	23.26	23.58		
5	QPSK	12	0	23.5	23.49	23.75	23.46	23.63	24	0
5	QPSK	12	7	23.53	23.49	23.74	23.48	23.69		
5	QPSK	12	13	23.54	23.47	23.71	23.44	23.63		
5	QPSK	25	0	23.5	23.51	23.7	23.43	23.63		
5	16QAM	1	0	23.64	23.72	23.85	23.58	23.83	24	0
5	16QAM	1	12	23.67	23.77	23.87	23.59	23.83		
5	16QAM	1	24	23.64	23.84	23.85	23.58	23.92		
5	16QAM	12	0	23.61	23.65	23.82	23.55	23.76	24	0
5	16QAM	12	7	23.64	23.65	23.83	23.57	23.79		
5	16QAM	12	13	23.61	23.64	23.82	23.53	23.77		
5	16QAM	25	0	23.6	23.68	23.81	23.52	23.77		
5	64QAM	1	0	23.59	23.62	23.77	23.51	23.71	24	0
5	64QAM	1	12	23.57	23.65	23.79	23.53	23.77		
5	64QAM	1	24	23.55	23.73	23.8	23.52	23.84		
5	64QAM	12	0	22.54	22.59	22.76	22.51	22.7	23	1
5	64QAM	12	7	22.57	22.61	22.78	22.53	22.74		
5	64QAM	12	13	22.53	22.59	22.78	22.5	22.74		
5	64QAM	25	0	22.54	22.62	22.74	22.45	22.7		



<Reduced Power Mode for Handheld On >

<LTE Band 41 >

Power Class 2:

BW [MHz]	Modulation	RB Size	RB Offset	Power Low Ch. / Freq.	Power Low Middle Ch. / Freq.	Power Middle Ch. / Freq.	Power High Middle Ch. / Freq.	Power High Ch. / Freq.	Tune-up limit (dBm)
Channel				39750	40185	40620	41055	41490	
Frequency (MHz)				2506	2549.5	2593	2636.5	2680	
20	QPSK	1	0	25.59	25.85	25.86	25.61	25.39	26
20	QPSK	1	49	25.49	25.45	25.62	25.39	25.63	
20	QPSK	1	99	25.45	25.48	25.70	25.39	25.71	
20	QPSK	50	0	24.66	24.81	24.91	24.57	24.58	25
20	QPSK	50	24	24.64	24.75	24.89	24.70	24.57	
20	QPSK	50	50	24.57	24.60	24.69	24.59	24.68	
20	QPSK	100	0	24.37	24.51	24.86	24.54	24.57	25
20	16QAM	1	0	24.91	24.97	24.93	24.89	24.72	
20	16QAM	1	49	24.65	24.86	24.95	24.65	24.68	
20	16QAM	1	99	24.77	24.89	24.90	24.73	24.96	24
20	16QAM	50	0	23.74	23.89	23.91	23.84	23.73	
20	16QAM	50	24	23.72	23.94	23.98	23.66	23.83	
20	16QAM	50	50	23.66	23.92	23.99	23.67	23.67	24
20	16QAM	100	0	23.47	23.70	23.88	23.62	23.65	
20	64QAM	1	0	23.52	23.55	23.84	23.73	23.55	
20	64QAM	1	49	23.59	23.59	23.74	23.57	23.59	24
20	64QAM	1	99	23.53	23.91	23.88	23.54	23.83	
20	64QAM	50	0	22.58	22.52	22.79	22.60	22.56	
20	64QAM	50	24	22.56	22.76	22.82	22.39	22.47	23
20	64QAM	50	50	22.49	22.83	22.82	22.41	22.50	
20	64QAM	100	0	22.59	22.83	22.89	22.65	22.77	



Channel				39725	40173	40620	41068	41515	Tune-up limit (dBm)
Frequency (MHz)				2503.5	2548.3	2593	2637.8	2682.5	
15	QPSK	1	0	25.50	25.38	25.72	25.58	25.53	26
15	QPSK	1	37	25.44	25.85	25.79	25.39	25.65	
15	QPSK	1	74	25.40	25.66	25.69	25.50	25.83	
15	QPSK	36	0	24.63	24.48	24.89	24.42	24.76	25
15	QPSK	36	20	24.42	24.49	24.91	24.72	24.65	
15	QPSK	36	39	24.52	24.66	24.92	24.60	24.69	
15	QPSK	75	0	24.59	24.79	24.91	24.67	24.64	
15	16QAM	1	0	24.85	24.83	25.00	24.86	24.92	25
15	16QAM	1	37	24.90	24.88	24.97	24.92	24.83	
15	16QAM	1	74	24.68	24.91	24.91	24.79	24.93	
15	16QAM	36	0	23.47	23.81	23.77	23.54	23.59	24
15	16QAM	36	20	23.65	23.84	23.88	23.57	23.88	
15	16QAM	36	39	23.39	23.72	23.72	23.74	23.74	
15	16QAM	75	0	23.49	23.68	23.91	23.74	23.73	
15	64QAM	1	0	23.65	23.60	23.60	23.69	23.59	24
15	64QAM	1	37	23.41	23.53	23.86	23.58	23.55	
15	64QAM	1	74	23.48	23.64	23.75	23.52	23.82	
15	64QAM	36	0	22.59	22.73	22.58	22.65	22.52	23
15	64QAM	36	20	22.38	22.56	22.62	22.42	22.61	
15	64QAM	36	39	22.48	22.63	22.63	22.59	22.55	
15	64QAM	75	0	22.38	22.77	22.83	22.63	22.62	
Channel				39700	40160	40620	41080	41540	Tune-up limit (dBm)
Frequency (MHz)				2501	2547	2593	2639	2685	
10	QPSK	1	0	25.47	25.36	25.82	25.39	25.63	26
10	QPSK	1	25	25.34	25.35	25.59	25.53	25.66	
10	QPSK	1	49	25.45	25.71	25.81	25.35	25.42	
10	QPSK	25	0	24.46	24.46	24.76	24.61	24.68	25
10	QPSK	25	12	24.48	24.47	24.87	24.64	24.74	
10	QPSK	25	25	24.46	24.70	24.72	24.64	24.78	
10	QPSK	50	0	24.39	24.70	24.73	24.50	24.66	
10	16QAM	1	0	24.81	24.97	24.90	24.73	24.95	25
10	16QAM	1	25	24.80	24.75	24.94	24.77	24.99	
10	16QAM	1	49	24.82	24.92	24.87	24.78	24.92	
10	16QAM	25	0	23.57	23.66	23.80	23.71	23.78	24
10	16QAM	25	12	23.68	23.69	23.82	23.76	23.95	
10	16QAM	25	25	23.58	23.70	23.86	23.66	23.90	
10	16QAM	50	0	23.67	23.68	23.92	23.61	23.94	
10	64QAM	1	0	23.42	23.83	23.70	23.56	23.64	24
10	64QAM	1	25	23.37	23.48	23.81	23.43	23.77	
10	64QAM	1	49	23.59	23.63	23.64	23.49	23.82	
10	64QAM	25	0	22.49	22.80	22.82	22.46	22.61	23
10	64QAM	25	12	22.42	22.52	22.65	22.50	22.58	
10	64QAM	25	25	22.51	22.43	22.69	22.58	22.92	
10	64QAM	50	0	22.40	22.50	22.67	22.35	22.77	



Channel				39675	40148	40620	41093	41565	Tune-up limit (dBm)
Frequency (MHz)				2498.5	2545.8	2593	2640.30	2687.5	
5	QPSK	1	0	25.40	25.39	25.80	25.37	25.63	26
5	QPSK	1	12	25.52	25.61	25.66	25.57	25.62	
5	QPSK	1	24	25.48	25.72	25.81	25.35	25.73	
5	QPSK	12	0	24.58	24.72	24.73	24.60	24.97	25
5	QPSK	12	7	24.62	24.48	24.97	24.60	24.77	
5	QPSK	12	13	24.47	24.52	24.72	24.67	24.90	
5	QPSK	25	0	24.55	24.52	24.82	24.55	24.78	
5	16QAM	1	0	24.71	24.67	24.90	24.76	24.91	25
5	16QAM	1	12	24.76	24.81	24.89	24.71	24.98	
5	16QAM	1	24	24.72	24.84	24.88	24.69	24.97	
5	16QAM	12	0	23.53	23.92	23.84	23.61	23.86	24
5	16QAM	12	7	23.53	23.69	23.81	23.61	23.86	
5	16QAM	12	13	23.47	23.93	23.75	23.68	23.82	
5	16QAM	25	0	23.68	23.64	23.96	23.59	23.90	
5	64QAM	1	0	23.41	23.75	23.65	23.60	23.81	24
5	64QAM	1	12	23.55	23.55	23.71	23.44	23.80	
5	64QAM	1	24	23.50	23.62	23.68	23.61	23.70	
5	64QAM	12	0	22.48	22.45	22.68	22.47	22.70	23
5	64QAM	12	7	22.39	22.54	22.76	22.56	22.71	
5	64QAM	12	13	22.32	22.77	22.61	22.44	22.75	
5	64QAM	25	0	22.31	22.47	22.79	22.42	22.63	



<LTE Carrier Aggregation>

General Note:

1. This device supports Carrier Aggregation on downlink for inter and intra band. For the device supports bands and bandwidths and configurations are provided as follow table was according to 3GPP.
2. In applying the existing power measurement procedures of KDB 941225 D05A for DL CA SAR test exclusion, only the subset with the largest number of combinations of frequency bands and CCs in each row need combination, and for this device that all the configurations were choose to power measurement.
3. All permutations exist. No restrictions on Pcell & Scell combinations. Only LTE Band 29A is limited to Scell.

Index	2CC	Index	2CC
2CC #1	CA_2A-4A	2CC #36	CA_2C
2CC #2	CA_2A-5A	2CC #37	CA_5B
2CC #3	CA_2A-7A	2CC #38	CA_7B
2CC #4	CA_2A-12A	2CC #39	CA_7C
2CC #5	CA_2A-13A	2CC #40	CA_12B
2CC #6	CA_2A-14A	2CC #41	CA_41C
2CC #7	CA_2A-29A	2CC #42	CA_66B
2CC #8	CA_2A-30A	2CC #43	CA_66C
2CC #9	CA_2A-66A	2CC #44	CA_2A-2A
2CC #10	CA_2A-71A	2CC #45	CA_4A-4A
2CC #11	CA_4A-5A	2CC #46	CA_7A-7A
2CC #12	CA_4A-7A	2CC #47	CA_25A-25A
2CC #13	CA_4A-12A	2CC #48	CA_41A-41A
2CC #14	CA_4A-13A	2CC #49	CA_66A-66A
2CC #15	CA_4A-29A		
2CC #16	CA_4A-30A		
2CC #17	CA_4A-66A		
2CC #18	CA_4A-71A		
2CC #19	CA_5A-7A		
2CC #20	CA_5A-30A		
2CC #21	CA_5A-66A		
2CC #22	CA_7A-12A		
2CC #23	CA_7A-66A		
2CC #24	CA_12A-30A		
2CC #25	CA_12A-66A		
2CC #26	CA_13A-66A		
2CC #27	CA_14A-30A		
2CC #28	CA_14A-66A		
2CC #29	CA_25A-26A		
2CC #30	CA_25A-41A		
2CC #31	CA_26A-41A		
2CC #32	CA_29A-30A		
2CC #33	CA_29A-66A		
2CC #34	CA_30A-66A		
2CC #35	CA_66A-71A		

LTE Carrier Aggregation Conducted Power (Downlink)

- i. According to KDB941225 D05A v01r02, Uplink maximum output power measurement with downlink carrier aggregation active should be measured, using the highest output channel measured without downlink carrier aggregation, to confirm that uplink maximum output power with downlink carrier aggregation active remains within the specified tune-up tolerance limits and not more than ¼ dB higher than the maximum output measured without downlink carrier aggregation active.
- ii. Uplink maximum output power with downlink carrier aggregation active does not show more than ¼ dB higher than the maximum output power without downlink carrier aggregation active, therefore SAR evaluation with downlink carrier aggregation active can be excluded.
- iii. The device supports downlink two carrier aggregation. For power measurement were control and acknowledge data is sent on uplink channels that operate identical to specifications when downlink carrier aggregation is inactive.
- iv. Selected highest measured power when downlink carrier aggregation is inactive for conducted power comparison with downlink carrier aggregation is active, to confirm that when downlink carrier aggregation is active uplink maximum output power remains within the specified tune-up tolerance limits and not more than ¼ dB higher than the maximum output power measured when downlink carrier aggregation inactive.
- v. For inter-band CA, the SCC selected highest bandwidth and near the middle of its transmission band. For SCC DL RB size and offset will base on the PCC corresponding RB allocation.
- vi. For non-contiguous intra-band CA, the SCC selected to provide maximum separation from the PCC and must remain fully within the downlink transmission band.
- vii. For Intra-band, contiguous CA, the downlink channels selected to perform the uplink power measurement must satisfy 3GPP channel spacing (5.4.1A of 3GPP TS 36.521 or equivalent) and channel bandwidth (5.4.2A) requirements.

$$\text{Nominal channel spacing} = \left\lceil \frac{BW_{\text{Channel}(1)} + BW_{\text{Channel}(2)} - 0.1|BW_{\text{Channel}(1)} - BW_{\text{Channel}(2)}|}{0.6} \right\rceil 0.3 \text{ [MHz]}$$



<Full Power Mode>

Configure	CA List	PCC							SCC				Power	
		LTE	BW	UL	UL	Mod.	UL#	UL	LTE	BW	DL	DL	With CA	Without CA
		Band	(MHz)	Freq. (MHz)	Channel		RB	RB Offset	Band	(MHz)	Freq. (MHz)	Channel	Tx. Power (dBm)	Tx. Power (dBm)
Inter-Band	CA_2A-4A	Band 2	20M	1860	18700	QPSK	1	0	Band 4	20M	2132.5	2175	23.30	23.34
		Band 4	20M	1720	20050	QPSK	1	0	Band 2	20M	1960	900	22.78	22.96
	CA_2A-5A	Band 2	20M	1860	18700	QPSK	1	0	Band 5	10M	881.5	2525	23.21	23.34
		Band 5	10M	829	20450	QPSK	1	49	Band 2	20M	1960	900	23.03	23.11
	CA_2A-7A	Band 2	20M	1860	18700	QPSK	1	0	Band 7	20M	2655	3100	23.28	23.34
		Band 7	20M	2535	21100	QPSK	1	0	Band 2	20M	1960	900	22.94	23.06
	CA_2A-12A	Band 2	20M	1860	18700	QPSK	1	0	Band 12	10M	737.5	5095	23.33	23.34
		Band 12	10M	707.5	23095	QPSK	1	0	Band 2	20M	1960	900	23.02	23.09
	CA_2A-13A	Band 2	20M	1860	18700	QPSK	1	0	Band 13	10M	751	5230	23.25	23.34
		Band 13	10M	782	23230	QPSK	1	0	Band 2	20M	1960	900	23.02	22.91
	CA_2A-14A	Band 2	20M	1860	18700	QPSK	1	0	Band 14	10M	763	5330	23.31	23.34
		Band 14	10M	793	23330	QPSK	1	0	Band 2	10M	1960	900	22.63	22.74
	CA_2A-29A	Band 2	20M	1860	18700	QPSK	1	0	Band 29	10M	722.5	9715	23.36	23.34
	CA_2A-30A	Band 2	20M	1860	18700	QPSK	1	0	Band 30	10M	2355	9820	23.32	23.34
		Band 30	10M	2310	27710	QPSK	1	0	Band 2	20M	1960	900	22.84	22.95
	CA_2A-66A	Band 2	20M	1860	18700	QPSK	1	0	Band 66	20M	2155	66886	23.29	23.34
		Band 66	20M	1745	132322	QPSK	1	0	Band 2	20M	1960	900	23.04	23.12
	CA_2A-71A	Band 2	20M	1860	18700	QPSK	1	0	Band 71	10M	637	68786	23.27	23.34
		Band 71	10M	683	133322	QPSK	1	0	Band 2	20M	1960	900	23.25	23.17
	CA_4A-5A	Band 4	20M	1720	20050	QPSK	1	0	Band 5	10M	881.5	2525	22.83	22.96
		Band 5	10M	829	20450	QPSK	1	49	Band 4	20M	2132.5	2175	23.19	23.11
	CA_4A-7A	Band 4	20M	1720	20050	QPSK	1	0	Band 7	20M	2655	3100	22.88	22.96
		Band 7	20M	2535	21100	QPSK	1	0	Band 4	20M	2132.5	2175	23.12	23.06
	CA_4A-12A	Band 4	20M	1720	20050	QPSK	1	0	Band 12	10M	737.5	5095	22.79	22.96
		Band 12	10M	707.5	23095	QPSK	1	0	Band 4	20M	2132.5	2175	22.93	23.09
	CA_4A-13A	Band 4	20M	1720	20050	QPSK	1	0	Band 13	10M	751	5230	22.85	22.96
		Band 13	10M	782	23230	QPSK	1	0	Band 4	20M	2132.5	2175	22.86	22.91
	CA_4A-29A	Band 4	20M	1720	20050	QPSK	1	0	Band 29	10M	722.5	9715	22.93	22.96
	CA_4A-30A	Band 4	20M	1720	20050	QPSK	1	0	Band 30	10M	2355	9820	22.84	22.96
		Band 30	10M	2310	27710	QPSK	1	0	Band 4	20M	2132.5	2175	22.73	22.95
	CA_4A-66A	Band 4	20M	1720	20050	QPSK	1	0	Band 66	20M	2155	66886	22.81	22.96
		Band 66	20M	1745	132322	QPSK	1	0	Band 4	20M	2132.5	2175	23.26	23.12
	CA_4A-71A	Band 4	20M	1720	20050	QPSK	1	0	Band 71	10M	637	68786	22.85	22.96
		Band 71	10M	683	133322	QPSK	1	0	Band 4	20M	2132.5	2175	23.08	23.17
	CA_5A-7A	Band 5	10M	829	20450	QPSK	1	49	Band 7	20M	2655	3100	22.94	23.11
		Band 7	20M	2535	21100	QPSK	1	0	Band 5	10M	881.5	2525	23.00	23.06
	CA_5A-30A	Band 5	10M	829	20450	QPSK	1	49	Band 30	10M	2355	9820	23.16	23.11
		Band 30	10M	2310	27710	QPSK	1	0	Band 5	10M	881.5	2525	22.81	22.95
	CA_5A-66A	Band 5	10M	829	20450	QPSK	1	49	Band 66	20M	2155	66886	22.95	23.11
		Band 66	20M	1745	132322	QPSK	1	0	Band 5	10M	881.5	2525	22.98	23.12
	CA_7A-12A	Band 7	20M	2535	21100	QPSK	1	0	Band 12	10M	737.5	5095	23.17	23.06
		Band 12	10M	707.5	23095	QPSK	1	0	Band 7	20M	2655	3100	23.15	23.09
	CA_7A-66A	Band 7	20M	2535	21100	QPSK	1	0	Band 66	20M	2155	66886	23.10	23.06



		Band 66	20M	1745	132322	QPSK	1	0	Band 7	20M	2655	3100	23.02	23.12		
	CA_12A-30A	Band 12	10M	707.5	23095	QPSK	1	0	Band 30	10M	2355	9820	22.99	23.09		
		Band 30	10M	2310	27710	QPSK	1	0	Band 12	10M	737.5	5095	22.83	22.95		
	CA_12A-66A	Band 12	10M	707.5	23095	QPSK	1	0	Band 66	20M	2155	66886	23.05	23.09		
		Band 66	20M	1745	132322	QPSK	1	0	Band 12	10M	737.5	5095	22.94	23.12		
	CA_13A-66A	Band 13	10M	782	23230	QPSK	1	0	Band 66	20M	2155	66886	23.00	22.91		
		Band 66	20M	1745	132322	QPSK	1	0	Band 13	10M	751	5230	23.03	23.12		
	CA_14A-30A	Band 14	10M	793	23330	QPSK	1	0	Band 30	10M	2355	9820	22.83	22.74		
		Band 30	10M	2310	27710	QPSK	1	0	Band 14	10M	763	5330	22.82	22.95		
	CA_14A-66A	Band 14	10M	793	23330	QPSK	1	0	Band 66	20M	2155	66886	22.78	22.74		
		Band 66	20M	1745	132322	QPSK	1	0	Band 14	10M	763	5330	23.05	23.12		
	CA_25A-26A	Band 25	20M	1880	26340	QPSK	1	0	Band 26	15M	876.5	8865	23.15	23.32		
		Band 26	15M	821.5	26765	QPSK	1	0	Band 25	20M	1962.5	8365	23.19	23.29		
	CA_25A-41A	Band 25	20M	1880	26340	QPSK	1	0	Band 41	20M	2593	40620	23.23	23.32		
		Band 41	20M	2593	40620	QPSK	1	0	Band 25	20M	1962.5	8365	22.86	22.98		
	CA_26A-41A	Band 26	15M	821.5	26765	QPSK	1	0	Band 41	20M	2593	40620	23.11	23.29		
		Band 41	20M	2593	40620	QPSK	1	0	Band 26	15M	876.5	8865	22.77	22.98		
	CA_29A-30A	Band 30	10M	2310	27710	QPSK	1	0	Band 29	10M	722.5	9715	22.84	22.95		
	CA_29A-66A	Band 66	20M	1745	132322	QPSK	1	0	Band 29	10M	722.5	9715	23.01	23.12		
	CA_30A-66A	Band 30	10M	2310	27710	QPSK	1	0	Band 66	20M	2155	66886	23.01	22.95		
		Band 66	20M	1745	132322	QPSK	1	0	Band 30	10M	2355	9820	22.99	23.12		
	CA_66A-71A	Band 71	10M	683	133322	QPSK	1	0	Band 66	20M	2155	66886	23.28	23.17		
		Band 66	20M	1745	132322	QPSK	1	0	Band 71	10M	637	68786	22.92	23.12		
	Intra-Band	Contiguous	CA_2C	Band 2	20M	1860	18700	QPSK	1	0	Band 2	20M	1959.8	898	23.33	23.34
			CA_5B	Band 5	10M	829	20450	QPSK	1	49	Band 5	10M	883.9	2549	22.97	23.11
			CA_7B	Band 7	15M	2562.5	21375	QPSK	1	74	Band 7	5M	2678.2	3332	22.76	22.92
CA_7C			Band 7	20M	2535	21100	QPSK	1	0	Band 7	20M	2674.8	3298	23.10	23.06	
CA_12B			Band 12	5M	707.5	23095	QPSK	1	12	Band 12	10M	744.7	5167	22.89	23.08	
CA_41C			Band 41	20M	2593	40620	QPSK	1	0	Band 41	20M	2612.8	40818	22.84	22.98	
CA_66B			Band 66	15M	1772.5	132597	QPSK	1	0	Band 66	5M	2188.2	67218	23.04	23.11	
CA_66C		Band 66	20M	1745	132322	QPSK	1	0	Band 66	20M	2174.8	67084	23.28	23.12		
Non-Contiguous		CA_2A-2A	Band 2	20M	1860	18700	QPSK	1	0	Band 2	5M	1987.5	1175	23.25	23.34	
		CA_4A-4A	Band 4	20M	1720	20050	QPSK	1	0	Band 4	5M	2152.5	2375	22.81	22.96	
		CA_7A-7A	Band 7	20M	2535	21100	QPSK	1	0	Band 7	5M	2687.5	3425	23.18	23.06	
		CA_25A-25A	Band 25	20M	1880	26340	QPSK	1	0	Band 25	5M	1992.5	8665	23.17	23.32	
		CA_41A-41A	Band 41	20M	2593	40620	QPSK	1	0	Band 41	5M	2687.5	41565	22.73	22.98	
		CA_66A-66A	Band 66	20M	1745	132322	QPSK	1	0	Band 66	5M	2197.5	67311	22.99	23.12	



<Reduced Power Mode for P-Sensor On>

Configure	CA List	PCC							SCC				Power	
		LTE	BW	UL	UL	Mod.	UL#	UL	LTE	BW	DL	DL	With CA	Without CA
		Band	(MHz)	Freq. (MHz)	Channel		RB	RB	Offset	Band	(MHz)	Freq. (MHz)	Channel	Tx. Power (dBm)
Inter-Band	CA_2A-4A	Band 2	20M	1860	18700	QPSK	1	0	Band 4	20M	2132.5	2175	17.73	17.87
		Band 4	20M	1720	20050	QPSK	1	0	Band 2	20M	1960	900	16.76	16.89
	CA_2A-5A	Band 2	20M	1860	18700	QPSK	1	0	Band 5	10M	881.5	2525	17.69	17.87
		Band 5	10M	829	20450	QPSK	1	49	Band 2	20M	1960	900	23.03	23.11
	CA_2A-7A	Band 2	20M	1860	18700	QPSK	1	0	Band 7	20M	2655	3100	17.76	17.87
		Band 7	20M	2535	21100	QPSK	1	0	Band 2	20M	1960	900	19.87	20.06
	CA_2A-12A	Band 2	20M	1860	18700	QPSK	1	0	Band 12	10M	737.5	5095	17.80	17.87
		Band 12	10M	707.5	23095	QPSK	1	0	Band 2	20M	1960	900	23.02	23.09
	CA_2A-13A	Band 2	20M	1860	18700	QPSK	1	0	Band 13	10M	751	5230	17.77	17.87
		Band 13	10M	782	23230	QPSK	1	0	Band 2	20M	1960	900	23.02	22.91
	CA_2A-14A	Band 2	20M	1860	18700	QPSK	1	0	Band 14	10M	763	5330	17.73	17.87
		Band 14	10M	793	23330	QPSK	1	0	Band 2	10M	1960	900	22.63	22.74
	CA_2A-29A	Band 2	20M	1860	18700	QPSK	1	0	Band 29	10M	722.5	9715	17.80	17.87
	CA_2A-30A	Band 2	20M	1860	18700	QPSK	1	0	Band 30	10M	2355	9820	17.74	17.87
		Band 30	10M	2310	27710	QPSK	1	0	Band 2	20M	1960	900	21.95	22.07
	CA_2A-66A	Band 2	20M	1860	18700	QPSK	1	0	Band 66	20M	2155	66886	17.68	17.87
		Band 66	20M	1745	132322	QPSK	1	0	Band 2	20M	1960	900	16.63	16.89
	CA_2A-71A	Band 2	20M	1860	18700	QPSK	1	0	Band 71	10M	637	68786	17.72	17.87
		Band 71	10M	683	133322	QPSK	1	0	Band 2	20M	1960	900	23.25	23.17
	CA_4A-5A	Band 4	20M	1720	20050	QPSK	1	0	Band 5	10M	881.5	2525	16.70	16.89
		Band 5	10M	829	20450	QPSK	1	49	Band 4	20M	2132.5	2175	23.19	23.11
	CA_4A-7A	Band 4	20M	1720	20050	QPSK	1	0	Band 7	20M	2655	3100	16.68	16.89
		Band 7	20M	2535	21100	QPSK	1	0	Band 4	20M	2132.5	2175	19.84	20.06
	CA_4A-12A	Band 4	20M	1720	20050	QPSK	1	0	Band 12	10M	737.5	5095	16.73	16.89
		Band 12	10M	707.5	23095	QPSK	1	0	Band 4	20M	2132.5	2175	22.93	23.09
	CA_4A-13A	Band 4	20M	1720	20050	QPSK	1	0	Band 13	10M	751	5230	16.69	16.89
		Band 13	10M	782	23230	QPSK	1	0	Band 4	20M	2132.5	2175	22.86	22.91
	CA_4A-29A	Band 4	20M	1720	20050	QPSK	1	0	Band 29	10M	722.5	9715	16.71	16.89
	CA_4A-30A	Band 4	20M	1720	20050	QPSK	1	0	Band 30	10M	2355	9820	16.65	16.89
		Band 30	10M	2310	27710	QPSK	1	0	Band 4	20M	2132.5	2175	21.86	22.07
	CA_4A-66A	Band 4	20M	1720	20050	QPSK	1	0	Band 66	20M	2155	66886	16.77	16.89
		Band 66	20M	1745	132322	QPSK	1	0	Band 4	20M	2132.5	2175	16.78	16.89
	CA_4A-71A	Band 4	20M	1720	20050	QPSK	1	0	Band 71	10M	637	68786	16.82	16.89
		Band 71	10M	683	133322	QPSK	1	0	Band 4	20M	2132.5	2175	23.08	23.17
	CA_5A-7A	Band 5	10M	829	20450	QPSK	1	49	Band 7	20M	2655	3100	22.94	23.11
		Band 7	20M	2535	21100	QPSK	1	0	Band 5	10M	881.5	2525	19.92	20.06
	CA_5A-30A	Band 5	10M	829	20450	QPSK	1	49	Band 30	10M	2355	9820	23.16	23.11
		Band 30	10M	2310	27710	QPSK	1	0	Band 5	10M	881.5	2525	19.88	22.07
	CA_5A-66A	Band 5	10M	829	20450	QPSK	1	49	Band 66	20M	2155	66886	22.95	23.11
		Band 66	20M	1745	132322	QPSK	1	0	Band 5	10M	881.5	2525	16.66	16.89
CA_7A-12A	Band 7	20M	2535	21100	QPSK	1	0	Band 12	10M	737.5	5095	19.83	20.06	
	Band 12	10M	707.5	23095	QPSK	1	0	Band 7	20M	2655	3100	23.15	23.09	



	CA_7A-66A	Band 7	20M	2535	21100	QPSK	1	0	Band 66	20M	2155	66886	19.91	20.06		
		Band 66	20M	1745	132322	QPSK	1	0	Band 7	20M	2655	3100	16.72	16.89		
	CA_12A-30A	Band 12	10M	707.5	23095	QPSK	1	0	Band 30	10M	2355	9820	22.99	23.09		
		Band 30	10M	2310	27710	QPSK	1	0	Band 12	10M	737.5	5095	21.93	22.07		
	CA_12A-66A	Band 12	10M	707.5	23095	QPSK	1	0	Band 66	20M	2155	66886	23.05	23.09		
		Band 66	20M	1745	132322	QPSK	1	0	Band 12	10M	737.5	5095	16.70	16.89		
	CA_13A-66A	Band 13	10M	782	23230	QPSK	1	0	Band 66	20M	2155	66886	23.00	22.91		
		Band 66	20M	1745	132322	QPSK	1	0	Band 13	10M	751	5230	16.65	16.89		
	CA_14A-30A	Band 14	10M	793	23330	QPSK	1	0	Band 30	10M	2355	9820	22.83	22.74		
		Band 30	10M	2310	27710	QPSK	1	0	Band 14	10M	763	5330	21.81	22.07		
	CA_14A-66A	Band 14	10M	793	23330	QPSK	1	0	Band 66	20M	2155	66886	22.78	22.74		
		Band 66	20M	1745	132322	QPSK	1	0	Band 14	10M	763	5330	16.69	16.89		
	CA_25A-26A	Band 25	20M	1880	26340	QPSK	1	0	Band 26	15M	876.5	8865	17.75	17.98		
		Band 26	15M	821.5	26765	QPSK	1	0	Band 25	20M	1962.5	8365	23.19	23.29		
	CA_25A-41A	Band 25	20M	1880	26340	QPSK	1	0	Band 41	20M	2593	40620	17.71	17.98		
		Band 41	20M	2593	40620	QPSK	1	0	Band 25	20M	1962.5	8365	22.86	22.98		
	CA_26A-41A	Band 26	15M	821.5	26765	QPSK	1	0	Band 41	20M	2593	40620	23.11	23.29		
		Band 41	20M	2593	40620	QPSK	1	0	Band 26	15M	876.5	8865	22.77	22.98		
	CA_29A-30A	Band 30	10M	2310	27710	QPSK	1	0	Band 29	10M	722.5	9715	21.85	22.07		
	CA_29A-66A	Band 66	20M	1745	132322	QPSK	1	0	Band 29	10M	722.5	9715	16.74	16.89		
CA_30A-66A	Band 30	10M	2310	27710	QPSK	1	0	Band 66	20M	2155	66886	21.92	22.07			
	Band 66	20M	1745	132322	QPSK	1	0	Band 30	10M	2355	9820	16.69	16.89			
CA_66A-71A	Band 71	10M	683	133322	QPSK	1	0	Band 66	20M	2155	66886	23.28	23.17			
	Band 66	20M	1745	132322	QPSK	1	0	Band 71	10M	637	68786	16.71	16.89			
Intra-Band	Contiguous	CA_2C	Band 2	20M	1860	18700	QPSK	1	0	Band 2	20M	1959.8	898	17.76	17.87	
		CA_5B	Band 5	10M	829	20450	QPSK	1	49	Band 5	10M	883.9	2549	22.97	23.11	
		CA_7B	Band 7	15M	2562.5	21375	QPSK	1	74	Band 7	5M	2678.2	3332	19.81	19.92	
		CA_7C	Band 7	20M	2535	21100	QPSK	1	0	Band 7	20M	2674.8	3298	19.88	20.06	
		CA_12B	Band 12	5M	707.5	23095	QPSK	1	12	Band 12	10M	744.7	5167	22.89	23.08	
		CA_41C	Band 41	20M	2593	40620	QPSK	1	0	Band 41	20M	2612.8	40818	22.84	22.98	
		CA_66B	Band 66	15M	1772.5	132597	QPSK	1	0	Band 66	5M	2188.2	67218	16.58	16.80	
		CA_66C	Band 66	20M	1745	132322	QPSK	1	0	Band 66	20M	2174.8	67084	16.69	16.89	
		Non-Contiguous	CA_2A-2A	Band 2	20M	1860	18700	QPSK	1	0	Band 2	5M	1987.5	1175	17.66	17.87
			CA_4A-4A	Band 4	20M	1720	20050	QPSK	1	0	Band 4	5M	2152.5	2375	16.77	16.89
CA_7A-7A	Band 7		20M	2535	21100	QPSK	1	0	Band 7	5M	2687.5	3425	19.83	20.06		
CA_25A-25A	Band 25		20M	1880	26340	QPSK	1	0	Band 25	5M	1992.5	8665	17.79	17.98		
CA_41A-41A	Band 41		20M	2593	40620	QPSK	1	0	Band 41	5M	2687.5	41565	22.73	22.98		
CA_66A-66A	Band 66		20M	1745	132322	QPSK	1	0	Band 66	5M	2197.5	67311	16.75	16.89		



<Reduced Power Mode for Hotspot On>

Configure	CA List	PCC							SCC				Power	
		LTE	BW	UL	UL	Mod.	UL#	UL	LTE	BW	DL	DL	With CA	Without CA
		Band	(MHz)	Freq. (MHz)	Channel		RB	RB Offset	Band	(MHz)	Freq. (MHz)	Channel	Tx. Power (dBm)	Tx. Power (dBm)
Inter-Band	CA_2A-4A	Band 2	20M	1860	18700	QPSK	1	0	Band 4	20M	2132.5	2175	15.16	15.35
		Band 4	20M	1720	20050	QPSK	1	0	Band 2	20M	1960	900	14.38	14.58
	CA_2A-5A	Band 2	20M	1860	18700	QPSK	1	0	Band 5	10M	881.5	2525	15.18	15.35
		Band 5	10M	829	20450	QPSK	1	49	Band 2	20M	1960	900	23.03	23.11
	CA_2A-7A	Band 2	20M	1860	18700	QPSK	1	0	Band 7	20M	2655	3100	15.19	15.35
		Band 7	20M	2535	21100	QPSK	1	0	Band 2	20M	1960	900	19.87	20.06
	CA_2A-12A	Band 2	20M	1860	18700	QPSK	1	0	Band 12	10M	737.5	5095	15.11	15.35
		Band 12	10M	707.5	23095	QPSK	1	0	Band 2	20M	1960	900	23.02	23.09
	CA_2A-13A	Band 2	20M	1860	18700	QPSK	1	0	Band 13	10M	751	5230	15.21	15.35
		Band 13	10M	782	23230	QPSK	1	0	Band 2	20M	1960	900	23.02	22.91
	CA_2A-14A	Band 2	20M	1860	18700	QPSK	1	0	Band 14	10M	763	5330	15.19	15.35
		Band 14	10M	793	23330	QPSK	1	0	Band 2	10M	1960	900	22.63	22.74
	CA_2A-29A	Band 2	20M	1860	18700	QPSK	1	0	Band 29	10M	722.5	9715	15.17	15.35
	CA_2A-30A	Band 2	20M	1860	18700	QPSK	1	0	Band 30	10M	2355	9820	15.25	15.35
		Band 30	10M	2310	27710	QPSK	1	0	Band 2	20M	1960	900	21.95	22.07
	CA_2A-66A	Band 2	20M	1860	18700	QPSK	1	0	Band 66	20M	2155	66886	15.16	15.35
		Band 66	20M	1745	132322	QPSK	1	0	Band 2	20M	1960	900	14.60	14.88
	CA_2A-71A	Band 2	20M	1860	18700	QPSK	1	0	Band 71	10M	637	68786	15.20	15.35
		Band 71	10M	683	133322	QPSK	1	0	Band 2	20M	1960	900	23.25	23.17
	CA_4A-5A	Band 4	20M	1720	20050	QPSK	1	0	Band 5	10M	881.5	2525	14.34	14.58
		Band 5	10M	829	20450	QPSK	1	49	Band 4	20M	2132.5	2175	23.19	23.11
	CA_4A-7A	Band 4	20M	1720	20050	QPSK	1	0	Band 7	20M	2655	3100	14.40	14.58
		Band 7	20M	2535	21100	QPSK	1	0	Band 4	20M	2132.5	2175	19.84	20.06
	CA_4A-12A	Band 4	20M	1720	20050	QPSK	1	0	Band 12	10M	737.5	5095	14.35	14.58
		Band 12	10M	707.5	23095	QPSK	1	0	Band 4	20M	2132.5	2175	22.93	23.09
	CA_4A-13A	Band 4	20M	1720	20050	QPSK	1	0	Band 13	10M	751	5230	14.39	14.58
		Band 13	10M	782	23230	QPSK	1	0	Band 4	20M	2132.5	2175	22.86	22.91
	CA_4A-29A	Band 4	20M	1720	20050	QPSK	1	0	Band 29	10M	722.5	9715	14.42	14.58
	CA_4A-30A	Band 4	20M	1720	20050	QPSK	1	0	Band 30	10M	2355	9820	14.37	14.58
		Band 30	10M	2310	27710	QPSK	1	0	Band 4	20M	2132.5	2175	21.86	22.07
	CA_4A-66A	Band 4	20M	1720	20050	QPSK	1	0	Band 66	20M	2155	66886	14.32	14.58
		Band 66	20M	1745	132322	QPSK	1	0	Band 4	20M	2132.5	2175	14.56	14.88
	CA_4A-71A	Band 4	20M	1720	20050	QPSK	1	0	Band 71	10M	637	68786	14.41	14.58
		Band 71	10M	683	133322	QPSK	1	0	Band 4	20M	2132.5	2175	23.08	23.17
	CA_5A-7A	Band 5	10M	829	20450	QPSK	1	49	Band 7	20M	2655	3100	22.94	23.11
		Band 7	20M	2535	21100	QPSK	1	0	Band 5	10M	881.5	2525	19.92	20.06
CA_5A-30A	Band 5	10M	829	20450	QPSK	1	49	Band 30	10M	2355	9820	23.16	23.11	
	Band 30	10M	2310	27710	QPSK	1	0	Band 5	10M	881.5	2525	19.88	22.07	
CA_5A-66A	Band 5	10M	829	20450	QPSK	1	49	Band 66	20M	2155	66886	22.95	23.11	
	Band 66	20M	1745	132322	QPSK	1	0	Band 5	10M	881.5	2525	14.64	14.88	



Configure	CA List	PCC							SCC				Power			
		LTE	BW	UL	UL	Mod.	UL#	UL	LTE	BW	DL	DL	With CA	Without CA		
		Band	(MHz)	Freq. (MHz)	Channel		RB	Offset	Band	(MHz)	Freq. (MHz)	Channel	Tx. Power (dBm)	Tx. Power (dBm)		
	CA_7A-12A	Band 7	20M	2535	21100	QPSK	1	0	Band 12	10M	737.5	5095	19.83	20.06		
		Band 12	10M	707.5	23095	QPSK	1	0	Band 7	20M	2655	3100	23.15	23.09		
	CA_7A-66A	Band 7	20M	2535	21100	QPSK	1	0	Band 66	20M	2155	66886	19.91	20.06		
		Band 66	20M	1745	132322	QPSK	1	0	Band 7	20M	2655	3100	14.68	14.88		
	CA_12A-30A	Band 12	10M	707.5	23095	QPSK	1	0	Band 30	10M	2355	9820	22.99	23.09		
		Band 30	10M	2310	27710	QPSK	1	0	Band 12	10M	737.5	5095	21.93	22.07		
	CA_12A-66A	Band 12	10M	707.5	23095	QPSK	1	0	Band 66	20M	2155	66886	23.05	23.09		
		Band 66	20M	1745	132322	QPSK	1	0	Band 12	10M	737.5	5095	14.59	14.88		
	CA_13A-66A	Band 13	10M	782	23230	QPSK	1	0	Band 66	20M	2155	66886	23.00	22.91		
		Band 66	20M	1745	132322	QPSK	1	0	Band 13	10M	751	5230	14.71	14.88		
	CA_14A-30A	Band 14	10M	793	23330	QPSK	1	0	Band 30	10M	2355	9820	22.83	22.74		
		Band 30	10M	2310	27710	QPSK	1	0	Band 14	10M	763	5330	21.81	22.07		
	CA_14A-66A	Band 14	10M	793	23330	QPSK	1	0	Band 66	20M	2155	66886	22.78	22.74		
		Band 66	20M	1745	132322	QPSK	1	0	Band 14	10M	763	5330	14.63	14.88		
	CA_25A-26A	Band 25	20M	1880	26340	QPSK	1	0	Band 26	15M	876.5	8865	15.14	15.31		
		Band 26	15M	831.5	26865	QPSK	1	0	Band 25	20M	1962.5	8365	23.16	23.29		
		Band 26	15M	821.5	26765	QPSK	1	0	Band 25	20M	1962.5	8365	23.19	23.29		
	CA_25A-41A	Band 25	20M	1880	26340	QPSK	1	0	Band 41	20M	2593	40620	15.18	15.31		
		Band 41	20M	2593	40620	QPSK	1	0	Band 25	20M	1962.5	8365	22.86	22.98		
	CA_26A-41A	Band 26	15M	831.5	26865	QPSK	1	0	Band 41	20M	2593	40620	23.18	23.29		
		Band 26	15M	821.5	26765	QPSK	1	0	Band 41	20M	2593	40620	23.11	23.29		
		Band 41	20M	2593	40620	QPSK	1	0	Band 26	15M	876.5	8865	22.77	22.98		
	CA_29A-30A	Band 30	10M	2310	27710	QPSK	1	0	Band 29	10M	722.5	9715	21.85	22.07		
	CA_29A-66A	Band 66	20M	1745	132322	QPSK	1	0	Band 29	10M	722.5	9715	14.64	14.88		
	CA_30A-66A	Band 30	10M	2310	27710	QPSK	1	0	Band 66	20M	2155	66886	21.92	22.07		
		Band 66	20M	1745	132322	QPSK	1	0	Band 30	10M	2355	9820	14.69	14.88		
	CA_66A-71A	Band 71	10M	683	133322	QPSK	1	0	Band 66	20M	2155	66886	23.28	23.17		
		Band 66	20M	1745	132322	QPSK	1	0	Band 71	10M	637	68786	16.73	14.88		
	Intra-Band	Contiguous	CA_2C	Band 2	20M	1860	18700	QPSK	1	0	Band 2	20M	1959.8	898	15.10	15.35
			CA_5B	Band 5	10M	829	20450	QPSK	1	49	Band 5	10M	883.9	2549	22.97	23.11
CA_7B			Band 7	15M	2562.5	21375	QPSK	1	74	Band 7	5M	2678.2	3332	19.81	19.92	
CA_7C			Band 7	20M	2535	21100	QPSK	1	0	Band 7	20M	2674.8	3298	19.88	20.06	
CA_12B			Band 12	5M	707.5	23095	QPSK	1	12	Band 12	10M	744.7	5167	22.89	23.08	
CA_41C			Band 41	20M	2593	40620	QPSK	1	0	Band 41	20M	2612.8	40818	22.84	22.98	
CA_66B			Band 66	15M	1772.5	132597	QPSK	1	0	Band 66	5M	2188.2	67218	14.51	14.78	
CA_66C		Band 66	20M	1745	132322	QPSK	1	0	Band 66	20M	2174.8	67084	14.63	14.88		
Non-Contiguous		CA_2A-2A	Band 2	20M	1860	18700	QPSK	1	0	Band 2	5M	1987.5	1175	15.12	15.35	
		CA_4A-4A	Band 4	20M	1720	20050	QPSK	1	0	Band 4	5M	2152.5	2375	14.37	14.58	
	CA_7A-7A	Band 7	20M	2535	21100	QPSK	1	0	Band 7	5M	2687.5	3425	19.83	20.06		
	CA_25A-25A	Band 25	20M	1880	26340	QPSK	1	0	Band 25	5M	1992.5	8665	15.12	15.31		
	CA_41A-41A	Band 41	20M	2593	40620	QPSK	1	0	Band 41	5M	2687.5	41565	22.73	22.98		
CA_66A-66A	Band 66	20M	1745	132322	QPSK	1	0	Band 66	5M	2197.5	67311	14.68	14.88			



<Reduced Power Mode for Handheld On>

Configure	CA List	PCC							SCC				Power	
		LTE	BW	UL	UL	Mod.	UL#	UL	LTE	BW	DL	DL	With CA	Without CA
		Band	(MHz)	Freq.	Channel		RB	Offset	Band	(MHz)	Freq.	Channel	Tx. Power	Tx. Power
				(MHz)		(MHz)					(dBm)		(dBm)	
Inter-Band	CA_2A-4A	Band 2	20M	1860	18700	QPSK	1	0	Band 4	20M	2132.5	2175	19.19	19.32
		Band 4	20M	1720	20050	QPSK	1	0	Band 2	20M	1960	900	18.34	18.52
	CA_2A-5A	Band 2	20M	1860	18700	QPSK	1	0	Band 5	10M	881.5	2525	19.15	19.32
		Band 5	10M	829	20450	QPSK	1	49	Band 2	20M	1960	900	23.03	23.11
	CA_2A-7A	Band 2	20M	1860	18700	QPSK	1	0	Band 7	20M	2655	3100	19.11	19.32
		Band 7	20M	2535	21100	QPSK	1	0	Band 2	20M	1960	900	20.86	21.10
	CA_2A-12A	Band 2	20M	1860	18700	QPSK	1	0	Band 12	10M	737.5	5095	19.17	19.32
		Band 12	10M	707.5	23095	QPSK	1	0	Band 2	20M	1960	900	23.02	23.09
	CA_2A-13A	Band 2	20M	1860	18700	QPSK	1	0	Band 13	10M	751	5230	19.22	19.32
		Band 13	10M	782	23230	QPSK	1	0	Band 2	20M	1960	900	23.02	22.91
	CA_2A-14A	Band 2	20M	1860	18700	QPSK	1	0	Band 14	10M	763	5330	19.16	19.32
		Band 14	10M	793	23330	QPSK	1	0	Band 2	10M	1960	900	22.63	22.74
	CA_2A-29A	Band 2	20M	1860	18700	QPSK	1	0	Band 29	10M	722.5	9715	19.15	19.32
	CA_2A-30A	Band 2	20M	1860	18700	QPSK	1	0	Band 30	10M	2355	9820	19.18	19.32
		Band 30	10M	2310	27710	QPSK	1	0	Band 2	20M	1960	900	21.95	22.07
	CA_2A-66A	Band 2	20M	1860	18700	QPSK	1	0	Band 66	20M	2155	66886	19.20	19.32
		Band 66	20M	1745	132322	QPSK	1	0	Band 2	20M	1960	900	18.57	18.70
	CA_2A-71A	Band 2	20M	1860	18700	QPSK	1	0	Band 71	10M	637	68786	19.14	19.32
		Band 71	10M	683	133322	QPSK	1	0	Band 2	20M	1960	900	23.25	23.17
	CA_4A-5A	Band 4	20M	1720	20050	QPSK	1	0	Band 5	10M	881.5	2525	18.36	18.52
		Band 5	10M	829	20450	QPSK	1	49	Band 4	20M	2132.5	2175	23.19	23.11
	CA_4A-7A	Band 4	20M	1720	20050	QPSK	1	0	Band 7	20M	2655	3100	18.40	18.52
		Band 7	20M	2535	21100	QPSK	1	0	Band 4	20M	2132.5	2175	20.92	21.10
	CA_4A-12A	Band 4	20M	1720	20050	QPSK	1	0	Band 12	10M	737.5	5095	18.32	18.52
		Band 12	10M	707.5	23095	QPSK	1	0	Band 4	20M	2132.5	2175	22.93	23.09
	CA_4A-13A	Band 4	20M	1720	20050	QPSK	1	0	Band 13	10M	751	5230	18.43	18.52
		Band 13	10M	782	23230	QPSK	1	0	Band 4	20M	2132.5	2175	22.86	22.91
	CA_4A-29A	Band 4	20M	1720	20050	QPSK	1	0	Band 29	10M	722.5	9715	18.29	18.52
	CA_4A-30A	Band 4	20M	1720	20050	QPSK	1	0	Band 30	10M	2355	9820	18.39	18.52
		Band 30	10M	2310	27710	QPSK	1	0	Band 4	20M	2132.5	2175	21.86	22.07
	CA_4A-66A	Band 4	20M	1720	20050	QPSK	1	0	Band 66	20M	2155	66886	18.33	18.52
		Band 66	20M	1745	132322	QPSK	1	0	Band 4	20M	2132.5	2175	18.59	18.70
	CA_4A-71A	Band 4	20M	1720	20050	QPSK	1	0	Band 71	10M	637	68786	18.37	18.52
		Band 71	10M	683	133322	QPSK	1	0	Band 4	20M	2132.5	2175	23.08	23.17
	CA_5A-7A	Band 5	10M	829	20450	QPSK	1	49	Band 7	20M	2655	3100	22.94	23.11
		Band 7	20M	2535	21100	QPSK	1	0	Band 5	10M	881.5	2525	20.87	21.10
	CA_5A-30A	Band 5	10M	829	20450	QPSK	1	49	Band 30	10M	2355	9820	23.16	23.11
		Band 30	10M	2310	27710	QPSK	1	0	Band 5	10M	881.5	2525	19.88	22.07
	CA_5A-66A	Band 5	10M	829	20450	QPSK	1	49	Band 66	20M	2155	66886	22.95	23.11
		Band 66	20M	1745	132322	QPSK	1	0	Band 5	10M	881.5	2525	18.56	18.70
	CA_7A-12A	Band 7	20M	2535	21100	QPSK	1	0	Band 12	10M	737.5	5095	20.94	21.10
		Band 12	10M	707.5	23095	QPSK	1	0	Band 7	20M	2655	3100	23.15	23.09



	CA_7A-66A	Band 7	20M	2535	21100	QPSK	1	0	Band 66	20M	2155	66886	20.84	21.10		
		Band 66	20M	1745	132322	QPSK	1	0	Band 7	20M	2655	3100	18.48	18.70		
	CA_12A-30A	Band 12	10M	707.5	23095	QPSK	1	0	Band 30	10M	2355	9820	22.99	23.09		
		Band 30	10M	2310	27710	QPSK	1	0	Band 12	10M	737.5	5095	21.93	22.07		
	CA_12A-66A	Band 12	10M	707.5	23095	QPSK	1	0	Band 66	20M	2155	66886	23.05	23.09		
		Band 66	20M	1745	132322	QPSK	1	0	Band 12	10M	737.5	5095	18.51	18.70		
	CA_13A-66A	Band 13	10M	782	23230	QPSK	1	0	Band 66	20M	2155	66886	23.00	22.91		
		Band 66	20M	1745	132322	QPSK	1	0	Band 13	10M	751	5230	18.60	18.70		
	CA_14A-30A	Band 14	10M	793	23330	QPSK	1	0	Band 30	10M	2355	9820	22.83	22.74		
		Band 30	10M	2310	27710	QPSK	1	0	Band 14	10M	763	5330	21.81	22.07		
	CA_14A-66A	Band 14	10M	793	23330	QPSK	1	0	Band 66	20M	2155	66886	22.78	22.74		
		Band 66	20M	1745	132322	QPSK	1	0	Band 14	10M	763	5330	18.49	18.70		
	CA_25A-26A	Band 25	20M	1880	26340	QPSK	1	0	Band 26	15M	876.5	8865	19.12	19.30		
		Band 26	15M	821.5	26765	QPSK	1	0	Band 25	20M	1962.5	8365	23.19	23.29		
	CA_25A-41A	Band 25	20M	1880	26340	QPSK	1	0	Band 41	20M	2593	40620	19.19	19.30		
		Band 41	20M	2593	40620	QPSK	1	0	Band 25	20M	1962.5	8365	22.86	22.98		
	CA_26A-41A	Band 26	15M	821.5	26765	QPSK	1	0	Band 41	20M	2593	40620	23.11	23.29		
		Band 41	20M	2593	40620	QPSK	1	0	Band 26	15M	876.5	8865	22.77	22.98		
	CA_29A-30A	Band 30	10M	2310	27710	QPSK	1	0	Band 29	10M	722.5	9715	21.85	22.07		
	CA_29A-66A	Band 66	20M	1745	132322	QPSK	1	0	Band 29	10M	722.5	9715	18.55	18.70		
CA_30A-66A	Band 30	10M	2310	27710	QPSK	1	0	Band 66	20M	2155	66886	21.92	22.07			
	Band 66	20M	1745	132322	QPSK	1	0	Band 30	10M	2355	9820	18.59	18.70			
CA_66A-71A	Band 71	10M	683	133322	QPSK	1	0	Band 66	20M	2155	66886	23.28	23.17			
	Band 66	20M	1745	132322	QPSK	1	0	Band 71	10M	637	68786	18.61	18.70			
Intra-Band	Contiguous	CA_2C	Band 2	20M	1860	18700	QPSK	1	0	Band 2	20M	1959.8	898	19.12	19.32	
		CA_5B	Band 5	10M	829	20450	QPSK	1	49	Band 5	10M	883.9	2549	22.97	23.11	
		CA_7B	Band 7	15M	2562.5	21375	QPSK	1	74	Band 7	5M	2678.2	3332	20.81	20.97	
		CA_7C	Band 7	20M	2535	21100	QPSK	1	0	Band 7	20M	2674.8	3298	20.94	21.10	
		CA_12B	Band 12	5M	707.5	23095	QPSK	1	12	Band 12	10M	744.7	5167	22.89	23.08	
		CA_41C	Band 41	20M	2593	40620	QPSK	1	0	Band 41	20M	2612.8	40818	22.84	22.98	
		CA_66B	Band 66	15M	1772.5	132597	QPSK	1	0	Band 66	5M	2188.2	67218	18.32	18.57	
		CA_66C	Band 66	20M	1745	132322	QPSK	1	0	Band 66	20M	2174.8	67084	18.46	18.70	
		Non-Contiguous	CA_2A-2A	Band 2	20M	1860	18700	QPSK	1	0	Band 2	5M	1987.5	1175	19.20	19.32
			CA_4A-4A	Band 4	20M	1720	20050	QPSK	1	0	Band 4	5M	2152.5	2375	18.36	18.52
CA_7A-7A	Band 7		20M	2535	21100	QPSK	1	0	Band 7	5M	2687.5	3425	20.91	21.10		
CA_25A-25A	Band 25		20M	1880	26340	QPSK	1	0	Band 25	5M	1992.5	8665	19.17	19.30		
CA_41A-41A	Band 41		20M	2593	40620	QPSK	1	0	Band 41	5M	2687.5	41565	22.73	22.98		
CA_66A-66A	Band 66		20M	1745	132322	QPSK	1	0	Band 66	5M	2197.5	67311	18.54	18.70		

LTE Carrier Aggregation Conducted Power (Uplink)

1. This device supports uplink carrier aggregation for LTE CA_5B/CA_41C with a maximum of two 20MHz component carriers. For intra band contiguous carrier aggregation scenarios, 3GPP 36.101 Table 6.2.2A-1 specifies that the aggregate maximum allowed output power is equivalent to the single carrier scenario. For the non-contiguously allocated resource blocks which the MPR level is determined by various RB separation and RB sizes requirement, and the allowed MPR levels, settings and the conducted powers are permanently implemented in this device per the 3GPP 36.36.101 section 6.2.3A.1.3 requirements.
2. According to FCC guidance, the output power with uplink CA active was measured for the high / middle / low channel configuration with the highest reported SAR for each exposure condition, the power was measured with wideband signal integration over both component carriers.
3. In applying the power measurement procedures of KDB 941225 D05A for DL CA to qualify for UL SAR test exclusion, power measurement is required only for the subset in each row with the largest combination of frequency bands and CCs
4. Maximum output power measurement is required for each UL CA configuration for the required test channels described in KDB 941225 D05. The required test channel should be associated with the UL PCC. For channels at the ends of a frequency band, the SCC and subsequent CCs are added to the side within the transmission band. Otherwise, the CCs should be added alternatively to either side of the PCC.



<Full Power Mode>

CA_41C										
Combination 20MHz+20MHz (100RB+100RB)										
PCC Channel	SCC Channel	Modulation	PCC		SCC		Total RB Size	Target MPR Level (dB)	Measured Power (dBm)	Tune up Power (dBm)
			RB Size	RB offset	RB Size	RB offset				
39750	39948	QPSK	1	0	0	0	1	0	22.99	24
40185	39987	QPSK	1	0	0	0	1	0	23.26	24
40620	40422	QPSK	1	0	0	0	1	0	23.57	24
41055	40857	QPSK	1	0	0	0	1	0	23.25	24
41490	41292	QPSK	1	0	0	0	1	0	22.99	24

CA_5B										
Combination 10MHz+10MHz (50RB+50RB)										
PCC Channel	SCC Channel	Modulation	PCC		SCC		Total RB Size	Target MPR Level (dB)	Measured Power (dBm)	Tune Up Power (dBm)
			RB Size	RB offset	RB Size	RB offset				
20450	20549	QPSK	1	0	0	0	1	≤0	23.19	24
20476	20575	QPSK	1	0	0	0	1	≤0	23.23	24
20501	20600	QPSK	1	0	0	0	1	≤0	23.14	24

**<WLAN Conducted Power>****General Note:**

1. Per KDB 248227 D01v02r02, SAR test reduction is determined according to 802.11 transmission mode configurations and certain exposure conditions with multiple test positions. In the 2.4 GHz band, separate SAR procedures are applied to DSSS and OFDM configurations to simplify DSSS test requirements. For OFDM, in both 2.4 and 5 GHz bands, an initial test configuration must be determined for each standalone and aggregated frequency band, according to the transmission mode configuration with the highest maximum output power specified for production units to perform SAR measurements. If the same highest maximum output power applies to different combinations of channel bandwidths, modulations and data rates, additional procedures are applied to determine which test configurations require SAR measurement. When applicable, an initial test position may be applied to reduce the number of SAR measurements required for next to the ear, UMPC mini-tablet or hotspot mode configurations with multiple test positions.
2. For 2.4 GHz 802.11b DSSS, either the initial test position procedure for multiple exposure test positions or the DSSS procedure for fixed exposure position is applied; these are mutually exclusive. For 2.4 GHz and 5 GHz OFDM configurations, the initial test configuration is applied to measure SAR using either the initial test position procedure for multiple exposure test position configurations or the initial test configuration procedures for fixed exposure test conditions. Based on the reported SAR of the measured configurations and maximum output power of the transmission mode configurations that are not included in the initial test configuration, the subsequent test configuration and initial test position procedures are applied to determine if SAR measurements are required for the remaining OFDM transmission configurations. In general, the number of test channels that require SAR measurement is minimized based on maximum output power measured for the test sample(s).
3. For OFDM transmission configurations in the 2.4 GHz and 5 GHz bands, When the same maximum power is specified for multiple transmission modes in a frequency band, the largest channel bandwidth, lowest order modulation, lowest data rate and lowest order 802.11a/g/n/ac mode is used for SAR measurement, on the highest measured output power channel for each frequency band.
4. DSSS and OFDM configurations are considered separately according to the required SAR procedures. SAR is measured in the initial test position using the 802.11 transmission mode configuration required by the DSSS procedure or initial test configuration and subsequent test configuration(s) according to the OFDM procedures.18 The initial test position procedure is described in the following:
 - a. When the reported SAR of the initial test position is ≤ 0.4 W/kg, further SAR measurement is not required for the other test positions in that exposure configuration and 802.11 transmission mode combinations within the frequency band or aggregated band.
 - b. When the reported SAR of the test position is > 0.4 W/kg, SAR is repeated for the 802.11 transmission mode configuration tested in the initial test position to measure the subsequent next closet/smallest test separation distance and maximum coupling test position on the highest maximum output power channel, until the report SAR is ≤ 0.8 W/kg or all required test position are tested.
 - c. For all positions/configurations, when the reported SAR is > 0.8 W/kg, SAR is measured for these test positions/configurations on the subsequent next highest measured output power channel(s) until the reported SAR is ≤ 1.2 W/kg or all required channels are tested.



<Full Power Mode>

<2.4GHz WLAN>

	Mode	Channel	Frequency (MHz)	Average power (dBm)	Tune-Up Limit	Duty Cycle %
2.4GHz WLAN	802.11b 1Mbps	1	2412	20.55	22.50	100.00
		6	2437	20.72	22.50	
		11	2462	20.66	22.50	
	802.11g 6Mbps	1	2412	19.60	21.50	98.28
		6	2437	19.79	21.50	
		11	2462	19.90	21.50	
	802.11n-HT20 MCS0	1	2412	18.96	20.50	98.16
		6	2437	19.02	20.50	
		11	2462	19.24	20.50	



<5GHz WLAN>

	Mode	Channel	Frequency (MHz)	Average power (dBm)	Tune-Up Limit	Duty Cycle %
5.2GHz WLAN	802.11a 6Mbps	36	5180	19.54	20.50	98.28
		40	5200	19.70	20.50	
		44	5220	19.49	20.50	
		48	5240	19.22	20.50	
	802.11n-HT20 MCS0	36	5180	19.41	20.50	98.16
		40	5200	19.59	20.50	
		44	5220	19.30	20.50	
	802.11n-HT40 MCS0	38	5190	18.67	19.00	96.30
		46	5230	19.69	20.50	
	802.11ac-VHT20 MCS0	36	5180	19.52	20.50	97.79
		40	5200	19.69	20.50	
		44	5220	19.47	20.50	
		48	5240	19.21	20.50	
	802.11ac-VHT40 MCS0	38	5190	18.63	20.00	96.35
		46	5230	18.14	20.00	
	802.11ac-VHT80 MCS0	42	5210	16.56	18.00	92.17



	Mode	Channel	Frequency (MHz)	Average power (dBm)	Tune-Up Limit	Duty Cycle %
5.3GHz WLAN	802.11a 6Mbps	52	5260	21.12	21.50	98.28
		56	5280	21.20	21.50	
		60	5300	21.06	21.50	
		64	5320	21.00	21.50	
	802.11n-HT20 MCS0	52	5260	19.97	21.50	98.16
		56	5280	19.87	21.50	
		60	5300	19.79	21.50	
		64	5320	19.70	21.50	
	802.11n-HT40 MCS0	54	5270	21.69	22.00	96.30
		62	5310	19.29	20.00	
	802.11ac-VHT20 MCS0	52	5260	20.56	21.50	97.79
		56	5280	20.51	21.50	
		60	5300	20.52	21.50	
		64	5320	20.37	21.50	
	802.11ac-VHT40 MCS0	54	5270	20.11	21.50	96.35
		62	5310	19.81	21.50	
802.11ac-VHT80 MCS0	58	5290	15.39	16.00	92.17	



	Mode	Channel	Frequency (MHz)	Average power (dBm)	Tune-Up Limit	Duty Cycle %
5.5GHz WLAN	802.11a 6Mbps	100	5500	18.39	20.00	98.28
		116	5580	18.01	20.00	
		132	5660	18.93	20.00	
		140	5700	19.01	20.00	
	802.11n-HT20 MCS0	100	5500	18.33	20.00	98.16
		116	5580	17.91	19.50	
		132	5660	18.87	20.00	
		140	5700	18.99	20.00	
	802.11n-HT40 MCS0	102	5510	19.12	20.50	96.30
		110	5550	18.70	20.50	
		134	5670	19.80	21.50	
	802.11ac-VHT20 MCS0	100	5500	18.32	20.00	97.79
		116	5580	17.93	19.50	
		132	5660	18.87	20.00	
		140	5700	18.97	20.00	
	802.11ac-VHT40 MCS0	102	5510	18.59	20.00	96.35
110		5550	18.12	20.00		
134		5670	19.25	20.00		
802.11ac-VHT80 MCS0	106	5530	15.84	16.00	92.17	



5.8GHz WLAN	Mode	Channel	Frequency (MHz)	Average power (dBm)	Tune-Up Limit	Duty Cycle %
	802.11a 6Mbps	149	5745	17.69	19.00	98.28
		157	5785	17.82	19.00	
		165	5825	17.54	19.00	
	802.11n-HT20 MCS0	149	5745	17.61	19.00	98.16
		157	5785	17.73	19.00	
		165	5825	17.48	19.00	
	802.11n-HT40 MCS0	151	5755	17.92	19.00	96.30
		159	5795	17.98	19.00	
	802.11ac-VHT20 MCS0	149	5745	17.59	19.00	97.79
157		5785	17.82	19.00		
165		5825	17.52	19.00		
802.11ac-VHT40 MCS0	151	5755	17.95	19.00	96.35	
	159	5795	17.98	19.00		
802.11ac-VHT80 MCS0	155	5775	17.09	18.50	92.17	

<Reduced Power Mode for Receiver On>

<2.4GHz WLAN>

2.4GHz WLAN	Mode	Channel	Frequency (MHz)	Average power (dBm)	Tune-Up Limit	Duty Cycle %
	802.11b 1Mbps	1	2412	19.13	20.00	100.00
		6	2437	19.35	20.00	
		11	2462	19.31	20.00	
	802.11g 6Mbps	1	2412	18.91	20.00	98.28
		6	2437	18.99	20.00	
		11	2462	19.06	20.00	
	802.11n-HT20 MCS0	1	2412	18.60	20.00	98.16
		6	2437	18.71	20.00	
		11	2462	18.86	20.00	

<5GHz WLAN>

5.2GHz WLAN	Mode	Channel	Frequency (MHz)	Average power (dBm)	Tune-Up Limit	Duty Cycle %
	802.11a 6Mbps	36	5180	13.50	15.50	98.28
		40	5200	13.59	15.50	
		44	5220	13.56	15.50	
		48	5240	13.54	15.50	
	802.11n-HT20 MCS0	36	5180	13.87	15.50	98.16
		40	5200	13.88	15.50	
		44	5220	13.75	15.50	
		48	5240	13.90	15.50	
	802.11n-HT40 MCS0	38	5190	14.22	15.50	96.30
		46	5230	14.15	15.50	
	802.11ac-VHT20 MCS0	36	5180	13.83	15.50	97.79
		40	5200	13.82	15.50	
		44	5220	13.75	15.50	
	802.11ac-VHT40 MCS0	38	5190	14.23	15.50	96.35
		46	5230	14.15	15.50	
	802.11ac-VHT80 MCS0	42	5210	13.02	15.00	92.17



	Mode	Channel	Frequency (MHz)	Average power (dBm)	Tune-Up Limit	Duty Cycle %
5.3GHz WLAN	802.11a 6Mbps	52	5260	13.60	15.50	98.28
		56	5280	13.59	15.50	
		60	5300	13.56	15.50	
		64	5320	13.54	15.50	
	802.11n-HT20 MCS0	52	5260	13.87	15.50	98.16
		56	5280	13.88	15.50	
		60	5300	13.75	15.50	
		64	5320	13.90	15.50	
	802.11n-HT40 MCS0	54	5270	14.12	15.50	96.30
		62	5310	14.15	15.50	
	802.11ac-VHT20 MCS0	52	5260	13.83	15.50	97.79
		56	5280	13.82	15.50	
		60	5300	13.75	15.50	
		64	5320	13.94	15.50	
802.11ac-VHT40 MCS0	54	5270	14.23	15.50	96.35	
	62	5310	14.15	15.50		
802.11ac-VHT80 MCS0	58	5290	13.02	15.00	92.17	



5.5GHz WLAN	Mode	Channel	Frequency (MHz)	Average power (dBm)	Tune-Up Limit	Duty Cycle %
	802.11a 6Mbps	100	5500	16.68	18.00	98.28
		116	5580	16.32	18.00	
		132	5660	17.19	18.00	
		140	5700	17.37	18.00	
	802.11n-HT20 MCS0	100	5500	16.66	18.00	98.16
		116	5580	16.19	18.00	
		132	5660	17.70	18.00	
		140	5700	17.34	18.00	
	802.11n-HT40 MCS0	102	5510	17.23	18.00	96.30
110		5550	16.61	17.50		
134		5670	17.95	18.00		
802.11ac-VHT20 MCS0	100	5500	16.71	18.00	97.79	
	116	5580	16.24	18.00		
	132	5660	17.18	18.00		
	140	5700	17.33	18.00		
802.11ac-VHT40 MCS0	102	5510	17.15	18.00	96.35	
	110	5550	16.59	18.00		
	134	5670	17.85	18.00		
802.11ac-VHT80 MCS0	106	5530	15.84	16.00	92.17	



<Reduced Power Mode for P-Sensor On>

<2.4GHz WLAN>

2.4GHz WLAN	Mode	Channel	Frequency (MHz)	Average power (dBm)	Tune-Up Limit	Duty Cycle %
	802.11b 1Mbps	1	2412	20.55	21.00	100.00
		6	2437	20.72	21.00	
		11	2462	20.66	21.00	
	802.11g 6Mbps	1	2412	19.60	20.50	98.28
		6	2437	19.79	20.50	
		11	2462	19.90	20.50	
	802.11n-HT20 MCS0	1	2412	18.96	20.50	98.16
		6	2437	19.02	20.50	
		11	2462	19.24	20.50	

<5GHz WLAN>

5.2GHz WLAN	Mode	Channel	Frequency (MHz)	Average power (dBm)	Tune-Up Limit	Duty Cycle %
	802.11a 6Mbps	36	5180	14.81	16.50	98.28
		40	5200	15.02	16.50	
		44	5220	14.96	16.50	
		48	5240	14.73	16.50	
	802.11n-HT20 MCS0	36	5180	14.62	16.50	98.16
		40	5200	14.77	16.50	
		44	5220	14.85	16.50	
		48	5240	14.57	16.50	
	802.11n-HT40 MCS0	38	5190	15.47	16.50	96.30
		46	5230	15.53	16.50	
	802.11ac-VHT20 MCS0	36	5180	14.65	16.50	97.79
		40	5200	14.88	16.50	
		44	5220	14.83	16.50	
		48	5240	14.53	16.50	
	802.11ac-VHT40 MCS0	38	5190	15.45	16.50	96.35
		46	5230	15.32	16.50	
	802.11ac-VHT80 MCS0	42	5210	14.39	16.00	92.17



	Mode	Channel	Frequency (MHz)	Average power (dBm)	Tune-Up Limit	Duty Cycle %
5.3GHz WLAN	802.11a 6Mbps	52	5260	16.59	17.50	98.28
		56	5280	16.41	17.50	
		60	5300	16.40	17.50	
		64	5320	16.72	17.50	
	802.11n-HT20 MCS0	52	5260	16.46	17.50	98.16
		56	5280	16.27	17.50	
		60	5300	16.23	17.50	
		64	5320	16.54	17.50	
	802.11n-HT40 MCS0	54	5270	17.10	17.50	96.30
		62	5310	17.24	17.50	
	802.11ac-VHT20 MCS0	52	5260	16.43	17.50	97.79
		56	5280	16.32	17.50	
		60	5300	16.27	17.50	
		64	5320	16.55	17.50	
	802.11ac-VHT40 MCS0	54	5270	17.09	17.50	96.35
		62	5310	17.23	17.50	
802.11ac-VHT80 MCS0	58	5290	15.39	16.00	92.17	



	Mode	Channel	Frequency (MHz)	Average power (dBm)	Tune-Up Limit	Duty Cycle %
5.5GHz WLAN	802.11a 6Mbps	100	5500	13.76	15.50	98.28
		116	5580	13.75	15.50	
		132	5660	14.16	15.50	
		140	5700	14.46	15.50	
	802.11n-HT20 MCS0	100	5500	13.50	15.50	98.16
		116	5580	13.60	15.50	
		132	5660	14.03	15.50	
		140	5700	14.24	15.50	
	802.11n-HT40 MCS0	102	5510	14.24	15.50	96.30
		110	5550	13.75	15.50	
		134	5670	15.11	15.50	
	802.11ac-VHT20 MCS0	100	5500	13.72	15.50	97.79
		116	5580	13.57	15.50	
		132	5660	14.07	15.50	
		140	5700	14.29	15.50	
	802.11ac-VHT40 MCS0	102	5510	13.63	15.50	96.35
110		5550	13.67	15.50		
134		5670	14.51	15.50		
802.11ac-VHT80 MCS0	106	5530	13.30	15.00	92.17	



5.8GHz WLAN	Mode	Channel	Frequency (MHz)	Average power (dBm)	Tune-Up Limit	Duty Cycle %
	802.11a 6Mbps	149	5745	14.60	15.50	98.28
		157	5785	14.62	15.50	
		165	5825	14.57	15.50	
	802.11n-HT20 MCS0	149	5745	14.87	15.50	98.16
		157	5785	14.86	15.50	
		165	5825	14.90	15.50	
	802.11n-HT40 MCS0	151	5755	14.30	15.50	96.30
		159	5795	14.38	15.50	
	802.11ac-VHT20 MCS0	149	5745	14.46	15.50	97.79
157		5785	14.47	15.50		
165		5825	14.41	15.50		
802.11ac-VHT40 MCS0	151	5755	14.19	15.50	96.35	
	159	5795	14.40	15.50		
802.11ac-VHT80 MCS0	155	5775	14.37	15.00	92.17	

<Reduced Power Mode for Hotspot On>

HN<2.4GHz WLAN>

2.4GHz WLAN	Mode	Channel	Frequency (MHz)	Average power (dBm)	Tune-Up Limit	Duty Cycle %
	802.11b 1Mbps	1	2412	20.55	21.00	100.00
		6	2437	20.72	21.00	
		11	2462	20.66	21.00	
	802.11g 6Mbps	1	2412	19.60	20.50	98.28
		6	2437	19.79	20.50	
		11	2462	19.90	20.50	
	802.11n-HT20 MCS0	1	2412	18.96	20.50	98.16
		6	2437	19.02	20.50	
		11	2462	19.24	20.50	

<5GHz WLAN>

5.2GHz WLAN	Mode	Channel	Frequency (MHz)	Average power (dBm)	Tune-Up Limit	Duty Cycle %
	802.11a 6Mbps	36	5180	14.81	16.50	98.28
		40	5200	15.02	16.50	
		44	5220	14.96	16.50	
		48	5240	14.73	16.50	
	802.11n-HT20 MCS0	36	5180	14.62	16.50	98.16
		40	5200	14.77	16.50	
		44	5220	14.85	16.50	
		48	5240	14.57	16.50	
	802.11n-HT40 MCS0	38	5190	15.47	16.50	96.30
		46	5230	15.53	16.50	
	802.11ac-VHT20 MCS0	36	5180	14.65	16.50	97.79
		40	5200	14.88	16.50	
		44	5220	14.83	16.50	
		48	5240	14.53	16.50	
	802.11ac-VHT40 MCS0	38	5190	15.45	16.50	96.35
		46	5230	15.32	16.50	
	802.11ac-VHT80 MCS0	42	5210	14.39	16.00	92.17

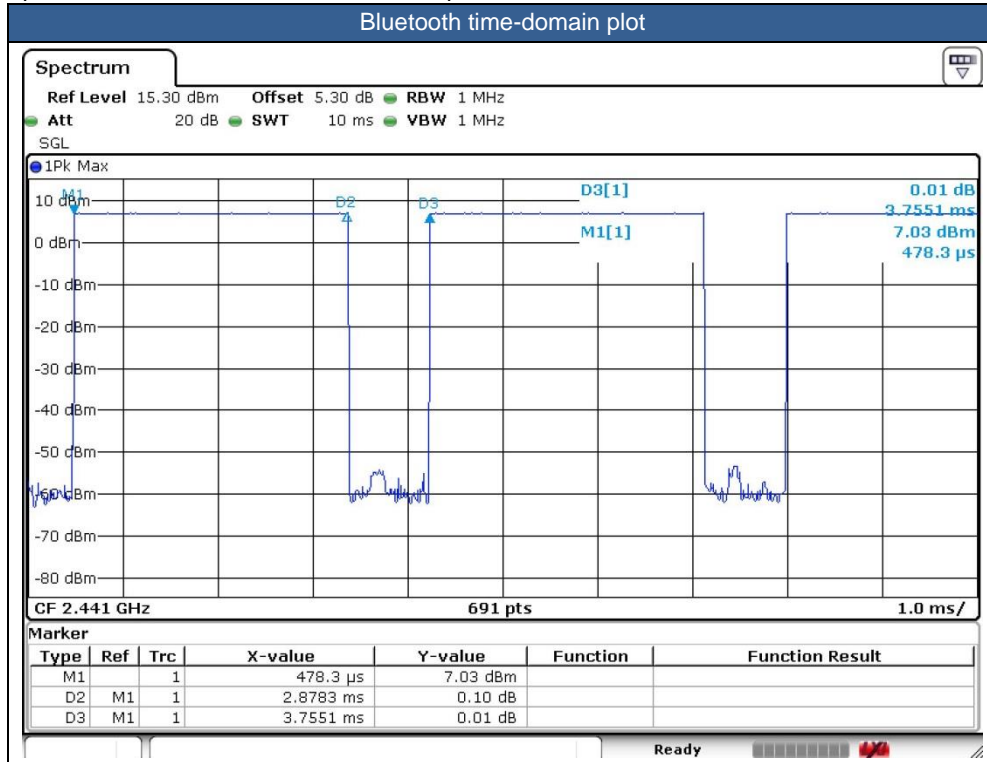


	Mode	Channel	Frequency (MHz)	Average power (dBm)	Tune-Up Limit	Duty Cycle %
5.8GHz WLAN	802.11a 6Mbps	149	5745	14.60	15.50	98.28
		157	5785	14.62	15.50	
		165	5825	14.57	15.50	
	802.11n-HT20 MCS0	149	5745	14.87	15.50	98.16
		157	5785	14.86	15.50	
		165	5825	14.90	15.50	
	802.11n-HT40 MCS0	151	5755	14.30	15.50	96.30
		159	5795	14.38	15.50	
	802.11ac-VHT20 MCS0	149	5745	14.46	15.50	97.79
		157	5785	14.47	15.50	
		165	5825	14.41	15.50	
	802.11ac-VHT40 MCS0	151	5755	14.19	15.50	96.35
		159	5795	14.40	15.50	
	802.11ac-VHT80 MCS0	155	5775	14.37	15.00	92.17

<2.4GHz Bluetooth>

General Note:

1. For 2.4GHz Bluetooth SAR testing was selected 1Mbps, due to its highest average power.
2. The Bluetooth duty cycle is 76.65 % as following figure, according to 2016 Oct. TCB workshop for Bluetooth SAR scaling need further consideration and the theoretical duty cycle is 83.3%, therefore the actual duty cycle will be scaled up to the theoretical value of Bluetooth reported SAR calculation

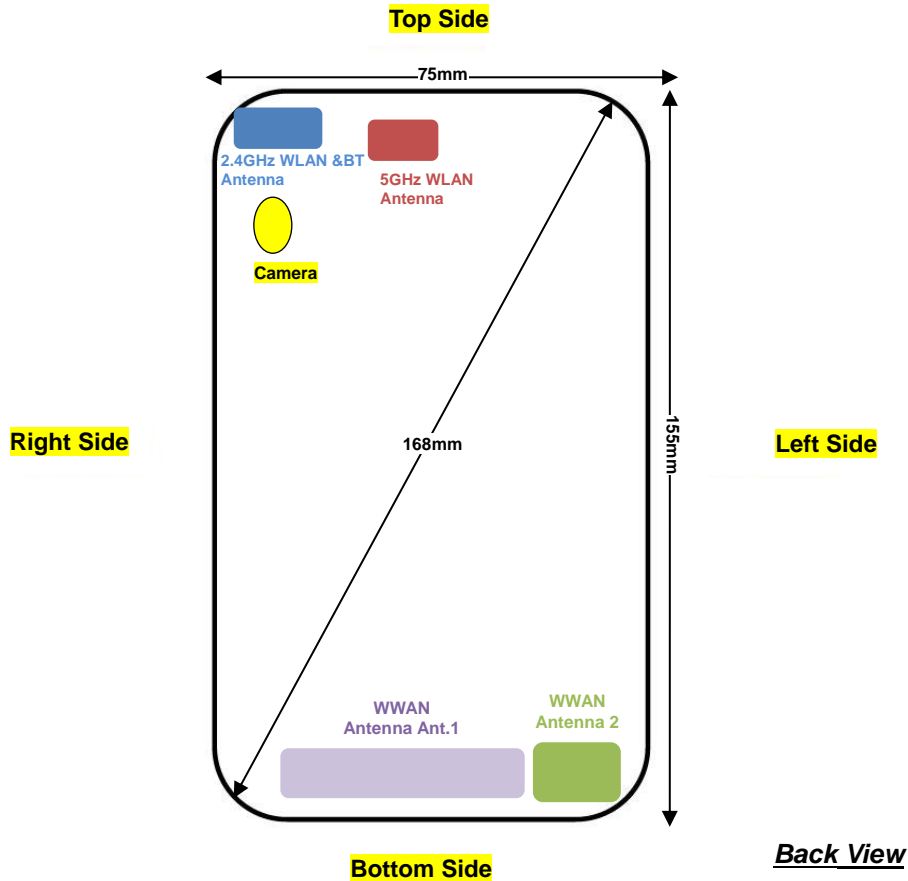


Mode	Channel	Frequency (MHz)	Average power (dBm)	
			1Mbps	
BR/EDR	CH 00	2402	7.87	
	CH 39	2441	7.31	
	CH 78	2480	7.57	
Tune-up limit (dBm)			8.00	

Mode	Channel	Frequency (MHz)	Average power (dBm)	
			GFSK	
v4.0 LE	CH 00	2402	7.56	
	CH 19	2440	6.97	
	CH 39	2480	7.30	
Tune-up Limit			8.00	

Mode	Channel	Frequency (MHz)	Average power (dBm)	
			GFSK	
v5.0 LE	CH 00	2402	7.58	
	CH 19	2440	7.15	
	CH 39	2480	7.38	
Tune-up Limit			8.00	

14. Antenna Location



Distance of the Antenna to the EUT surface/edge						
Antennas	Back	Front	Top Side	Bottom Side	Right Side	Left Side
WWAN Antenna 1	≤ 25mm	≤ 25mm	>25mm	≤ 25mm	≤ 25mm	≤ 25mm
WWAN Antenna 2	≤ 25mm	≤ 25mm	>25mm	≤ 25mm	>25mm	≤ 25mm
2.4GHz WLAN & BT	≤ 25mm	≤ 25mm	≤ 25mm	>25mm	≤ 25mm	>25mm
5GHz WLAN	≤ 25mm	≤ 25mm	≤ 25mm	>25mm	≤ 25mm	>25mm

Positions for SAR tests; Hotspot mode						
Antennas	Back	Front	Top Side	Bottom Side	Right Side	Left Side
WWAN Antenna 1	Yes	Yes	No	Yes	Yes	Yes
WWAN Antenna 2	Yes	Yes	No	Yes	No	Yes
2.4GHz WLAN & BT	Yes	Yes	Yes	No	Yes	No
5GHz WLAN	Yes	Yes	Yes	No	Yes	No

General Note:

1. This device has two WWAN transmitter antennas. WWAN antenna 1 is located at the right of bottom edge of the device and WWAN antenna 2 is located at the left side of bottom edge of the device which can refer to antenna location chapter. WWAN antenna 1 frequency bands include GSM850/1900, WCDMA Band II/IV/V, CDMA2000 BC0/BC1/BC10, and LTE Band 2/4/5/12/13/14/17/25/26/66/71, WWAN antenna 2 frequency band include LTE Band 7/30/38/41.
2. Referring to KDB 941225 D06 v02r01, when the overall device length and width are ≥ 9cm*5cm, the test distance is 10 mm. SAR must be measured for all sides and surfaces with a transmitting antenna located within 25mm from that surface or edge.



15. SAR Test Results

General Note:

1. Per KDB 447498 D01v06, the reported SAR is the measured SAR value adjusted for maximum tune-up tolerance.
 - a. Tune-up scaling Factor = tune-up limit power (mW) / EUT RF power (mW), where tune-up limit is the maximum rated power among all production units.
 - b. For SAR testing of WLAN signal with non-100% duty cycle, the measured SAR is scaled-up by the duty cycle scaling factor which is equal to "1/(duty cycle)"
 - c. For WWAN: Reported SAR(W/kg)= Measured SAR(W/kg)*Tune-up Scaling Factor
 - d. For BT/WLAN: Reported SAR(W/kg)= Measured SAR(W/kg)* Duty Cycle scaling factor * Tune-up scaling factor
 - e. For TDD LTE SAR measurement, the duty cycle 1:1.59 (62.9 %) was used perform testing and considering the theoretical duty cycle of 63.3% for extended cyclic prefix in the uplink, and the theoretical duty cycle of 62.9% for normal cyclic prefix in uplink, a scaling factor of extended cyclic prefix $63.3\%/62.9\% = 1.006$ is applied to scale-up the measured SAR result. The Reported TDD LTE SAR = measured SAR (W/kg)* Tune-up Scaling Factor* scaling factor for extended cyclic prefix.
2. Per KDB 447498 D01v06, for each exposure position, testing of other required channels within the operating mode of a frequency band is not required when the *reported* 1-g or 10-g SAR for the mid-band or highest output power channel is:
 - ≤ 0.8 W/kg or 2.0 W/kg, for 1-g or 10-g respectively, when the transmission band is ≤ 100 MHz
 - ≤ 0.6 W/kg or 1.5 W/kg, for 1-g or 10-g respectively, when the transmission band is between 100 MHz and 200 MHz
 - ≤ 0.4 W/kg or 1.0 W/kg, for 1-g or 10-g respectively, when the transmission band is ≥ 200 MHz
3. Per KDB 865664 D01v01r04, for each frequency band, repeated SAR measurement is required when the measured SAR is ≥ 0.8 W/kg. Per KDB 865664 D01v01r04, if the extremity repeated SAR is necessary, the same procedures should be adapted for measurements according to extremity and occupational exposure limits by applying a factor of 2.5 for extremity exposure and a factor of 5 for occupational exposure to the corresponding SAR thresholds.
4. Per KDB648474 D04v01r03, when the reported SAR for a body-worn accessory, measured without a headset connected to the handset, is > 1.2 W/kg, the highest reported SAR configuration for that wireless mode and frequency band should be repeated for that body-worn accessory with a headset attached to the handset. When headset SAR is less than or equal than without headset SAR, no need to verify the remaining channels for headset SAR.
5. When the phone is in talking mode and receiver worked, then power reduction will be implemented immediately at WLAN2.4GHz/WLAN5.2GHz/5.3GHz/5.5GHz.
6. The device employs proximity sensors that detect the presence of the user's body at the front or back faces of the device. When front or back body worn condition is detected, GSM1900, WCDMA band II/IV/V, CDMA BC1, LTE band 2/4/7/25/30/66/41HPUE and WLAN2.4GHz/WLAN5.2GHz/5.3GHz/5.5GHz/5.8GHz reduced power will be active. (P-sensor can't work at detecting presence of the user's body at the four edges of the device.)
7. P-sensor can detect handheld state, GSM1900, WCDMA band II/IV, CDMA BC1 and LTE band 2/4/7/25/30/66/41HPUE for front/back/bottom/left sides of product specific 10g SAR condition reduced powers will be active.
8. When hotspot mode is enabled, power reduction will be activated to limit the maximum power of GSM1900, WCDMA band II/IV/V, CDMA BC1, LTE band 2/4/7/25/30/66/41HPUE and WLAN2.4GHz/WLAN5.2GHz/5.8GHz.
9. For P-sensor reduced power level is higher than hotspot reduced power for GSM1900 , WCDMA band II/IV, LTE band 2/4/25/66, so for front/back P-sensor SAR can represent conservatively for front/back hotspot SAR.
10. This device has two WWAN transmitter antennas. WWAN antenna 1 is located at the right of bottom edge of the device and WWAN antenna 2 is located at the left side of bottom edge of the device which can refer to antenna location chapter. WWAN antenna 1 frequency bands include GSM850/1900, WCDMA Band II/IV/V, CDMA2000 BC0/BC1/BC10, and LTE Band 2/4/5/12/13/14/17/25/26/66/71, WWAN antenna 2 frequency band include LTE Band 7/30/38/41.
11. Per KDB648474 D04v01r03, for smart phones with a display diagonal dimension > 15.0 cm or an overall diagonal dimension > 16.0 cm, when hotspot mode applies, 10-g extremity SAR is required only for the surfaces and edges with hotspot mode 1-g reported SAR > 1.2 W/kg, however, when power reduction applies to hotspot mode the measured SAR must be scaled to the maximum output power (for handheld on state, the maximum full power means reduced power), including tolerance, allowed for phablet modes to compare with the 1.2 W/kg SAR test reduction threshold.
 - a. For this device SAR for WWAN/WLAN transmitter scaled to maximum output power mode for product specific 10g SAR is higher than 1.2W/kg of GSM850/1900, WCDMA Band II/IV/V, LTE Band 2/4/5/7/66, and WLAN 5.2/5.8GHz therefore product specific 10g SAR is necessary.
 - b. WLAN 5.3/5.5GHz tested the product specific 10g SAR since it has no hotspot mode.
 - c. When 10-g product specific 10g SAR is considered, SAR thresholds is specified in the procedures for SAR test reduction and exclusion should be multiplied by 2.5.

**GSM Note:**

1. Per KDB 941225 D01v03r01, for SAR test reduction for GSM / GPRS / EDGE modes is determined by the source-based time-averaged output power including tune-up tolerance. The mode with highest specified time-averaged output power should be tested for SAR compliance in the applicable exposure conditions. For modes with the same specified maximum output power and tolerance, the higher number time-slot configuration should be tested. Therefore, the GPRS 4Tx slots for GSM850/GSM1900 are considered as the primary mode.
2. Other configurations of GSM / GPRS / EDGE are considered as secondary modes. The 3G SAR test reduction procedure is applied, when the maximum output power and tune-up tolerance specified for production units in a secondary mode is \leq ¼ dB higher than the primary mode, SAR measurement is not required for the secondary mode.

WCDMA Note:

1. Per KDB 941225 D01v03r01, for SAR testing is measured using a 12.2 kbps RMC with TPC bits configured to all "1's".
2. Per KDB 941225 D01v03r01, RMC 12.2kbps setting is used to evaluate SAR. The maximum output power and tune-up tolerance specified for production units in HSDPA / HSUPA / DC-HSDPA is \leq ¼ dB higher than RMC 12.2Kbps or when the highest reported SAR of the RMC12.2Kbps is scaled by the ratio of specified maximum output power and tune-up tolerance of HSDPA / HSUPA / DC-HSDPA to RMC12.2Kbps and the adjusted SAR is \leq 1.2 W/kg, SAR measurement is not required for HSDPA / HSUPA / DC-HSDPA, and according to the following RF output power, the output power results of the secondary modes (HSDPA / HSUPA / DC-HSDPA) are less than ¼ dB higher than the primary modes; therefore, SAR measurement is not required for HSDPA / HSUPA / DC-HSDPA.

CDMA Note:

1. Per KDB 941225 D01v03r01, SAR for next to the ear head exposure is measured in RC3 with the handset configured to transmit at full rate in SO55.
2. Per KDB 941225 D01v03r01, in Hotspot mode EUT is treated as data device and SAR is tested with Ev-Do Rev 0 (RTAP 153.6kbps) as the primary mode.
3. Per KDB 941225 D01v03r01, for Body-worn accessory SAR is measured in RC3 with the handset configured in TDSO/SO32 to transmit at full rate on FCH only with all other code channels disabled. The body-worn accessory procedures in KDB Publication 447498 are applied. The 3G SAR test reduction procedure is applied to the multiple code channel configuration (FCH+SCH), with FCH only as the primary mode.

LTE Note:

1. Per KDB 941225 D05v02r05, start with the largest channel bandwidth and measure SAR for QPSK with 1 RB allocation, using the RB offset and required test channel combination with the highest maximum output power for RB offsets at the upper edge, middle and lower edge of each required test channel.
2. Per KDB 941225 D05v02r05, 50% RB allocation for QPSK SAR testing follows 1RB QPSK allocation procedure.
3. Per KDB 941225 D05v02r05, for QPSK with 100% RB allocation, SAR is not required when the highest maximum output power for 100 % RB allocation is less than the highest maximum output power in 50% and 1 RB allocations and the highest reported SAR for 1 RB and 50% RB allocation are \leq 0.8 W/kg. Otherwise, SAR is measured for the highest output power channel; and if the reported SAR is $>$ 1.45 W/kg, the remaining required test channels must also be tested.
4. Per KDB 941225 D05v02r05, 16QAM/64QAM output power for each RB allocation configuration is $>$ not ½ dB higher than the same configuration in QPSK and the reported SAR for the QPSK configuration is \leq 1.45 W/kg; Per KDB 941225 D05v02r05, 16QAM/64QAM SAR testing is not required.
5. Per KDB 941225 D05v02r05, smaller bandwidth output power for each RB allocation configuration is $>$ not ½ dB higher than the same configuration in the largest supported bandwidth, and the reported SAR for the largest supported bandwidth is \leq 1.45 W/kg; Per KDB 941225 D05v02r05, smaller bandwidth SAR testing is not required.
6. This device supports HPUE for LTE band 41 with class 2 level, so HPUE SAR has been performed.



7. For LTE B4 / B5 / B12 / B17 / B71 the maximum bandwidth does not support three non-overlapping channels, per KDB 941225 D05v02r05, when a device supports overlapping channel assignment in a channel bandwidth configuration, the middle channel of the group of overlapping channels should be selected for testing.
8. LTE B2 / B4 / B5 / B17 / B38 SAR test was covered by LTE B25 / B66 / B26 / B12 / B41; according to April 2015 TCB workshop, SAR test for overlapping LTE bands can be reduced if
 - c. the maximum output power, including tolerance, for the smaller band is \leq the larger band to qualify for the SAR test exclusion
 - d. the channel bandwidth and other operating parameters for the smaller band are fully supported by the larger band

WLAN Note:

1. Per KDB 248227 D01v02r02, for 2.4GHz 802.11g/n SAR testing is not required when the highest reported SAR for DSSS is adjusted by the ratio of OFDM to DSSS specified maximum output power and the adjusted SAR is \leq 1.2 W/kg.
2. Per KDB 248227 D01v02r02, U-NII-1 SAR testing is not required when the U-NII-2A band highest reported SAR for a test configuration is \leq 1.2 W/kg, SAR is not required for U-NII-1 band.
3. When the reported SAR of the test position is $>$ 0.4 W/kg, SAR is repeated for the 802.11 transmission mode configuration tested in the initial test position to measure the subsequent next closet/smallest test separation distance and maximum coupling test position on the highest maximum output power channel, until the report SAR is \leq 0.8 W/kg or all required test position are tested.
4. For all positions / configurations, when the reported SAR is $>$ 0.8 W/kg, SAR is measured for these test positions / configurations on the subsequent next highest measured output power channel(s) until the reported SAR is \leq 1.2 W/kg or all required channels are tested.
5. During SAR testing the WLAN transmission was verified using a spectrum analyzer.



15.1 Head SAR

<GSM SAR>

Plot No.	Band	Mode	Test Position	Power Mode	Ch.	Freq. (MHz)	Average Power (dBm)	Tune-Up Limit (dBm)	Tune-up Scaling Factor	Power Drift (dB)	Measured 1g SAR (W/kg)	Reported 1g SAR (W/kg)
	GSM850	GPRS 4 Tx slots	Right Cheek	Full	128	824.2	28.72	29.50	1.197	0.07	0.186	0.223
	GSM850	GPRS 4 Tx slots	Right Tilted	Full	128	824.2	28.72	29.50	1.197	0.03	0.088	0.105
	GSM850	GPRS 4 Tx slots	Left Cheek	Full	128	824.2	28.72	29.50	1.197	0.01	0.146	0.175
	GSM850	GPRS 4 Tx slots	Left Tilted	Full	128	824.2	28.72	29.50	1.197	0.03	0.085	0.102
	GSM850	GPRS 4 Tx slots	Right Cheek	Full	189	836.4	28.54	29.50	1.247	-0.01	0.213	0.266
01	GSM850	GPRS 4 Tx slots	Right Cheek	Full	251	848.8	28.71	29.50	1.199	0.02	0.288	0.345
	GSM1900	GPRS 3 Tx slots	Right Cheek	Full	512	1850.2	27.35	28.50	1.303	0.09	0.015	0.019
	GSM1900	GPRS 3 Tx slots	Right Tilted	Full	512	1850.2	27.35	28.50	1.303	0.03	0.012	0.016
	GSM1900	GPRS 3 Tx slots	Left Cheek	Full	512	1850.2	27.35	28.50	1.303	0.08	0.067	0.087
	GSM1900	GPRS 3 Tx slots	Left Tilted	Full	512	1850.2	27.35	28.50	1.303	0.02	0.042	0.054
	GSM1900	GPRS 3 Tx slots	Left Cheek	Full	661	1880	27.34	28.50	1.306	0.03	0.119	0.155
02	GSM1900	GPRS 3 Tx slots	Left Cheek	Full	810	1909.8	27.34	28.50	1.306	0.02	0.128	0.167

<WCDMA SAR>

Plot No.	Band	Mode	Test Position	Power Mode	Ch.	Freq. (MHz)	Average Power (dBm)	Tune-Up Limit (dBm)	Tune-up Scaling Factor	Power Drift (dB)	Measured 1g SAR (W/kg)	Reported 1g SAR (W/kg)
	WCDMA V	RMC 12.2Kbps	Right Cheek	Full	4182	836.4	23.43	24.00	1.140	0.01	0.247	0.282
	WCDMA V	RMC 12.2Kbps	Right Tilted	Full	4182	836.4	23.43	24.00	1.140	-0.03	0.171	0.195
	WCDMA V	RMC 12.2Kbps	Left Cheek	Full	4182	836.4	23.43	24.00	1.140	0.02	0.226	0.258
	WCDMA V	RMC 12.2Kbps	Left Tilted	Full	4182	836.4	23.43	24.00	1.140	0.07	0.142	0.162
	WCDMA V	RMC 12.2Kbps	Right Cheek	Full	4132	826.4	23.32	24.00	1.169	-0.08	0.256	0.299
03	WCDMA V	RMC 12.2Kbps	Right Cheek	Full	4233	846.6	23.21	24.00	1.199	0.03	0.342	0.410
	WCDMA IV	RMC 12.2Kbps	Right Cheek	Full	1312	1712.4	22.95	24.00	1.274	-0.04	0.136	0.173
	WCDMA IV	RMC 12.2Kbps	Right Tilted	Full	1312	1712.4	22.95	24.00	1.274	0.09	0.127	0.162
	WCDMA IV	RMC 12.2Kbps	Left Cheek	Full	1312	1712.4	22.95	24.00	1.274	0.02	0.156	0.199
	WCDMA IV	RMC 12.2Kbps	Left Tilted	Full	1312	1712.4	22.95	24.00	1.274	0.01	0.122	0.155
	WCDMA IV	RMC 12.2Kbps	Left Cheek	Full	1413	1732.6	22.90	24.00	1.288	0.07	0.185	0.238
04	WCDMA IV	RMC 12.2Kbps	Left Cheek	Full	1513	1752.6	22.84	24.00	1.306	-0.05	0.192	0.251
	WCDMA II	RMC 12.2Kbps	Right Cheek	Full	9400	1880	23.13	24.00	1.222	0.01	0.128	0.156
	WCDMA II	RMC 12.2Kbps	Right Tilted	Full	9400	1880	23.13	24.00	1.222	0.02	0.110	0.134
	WCDMA II	RMC 12.2Kbps	Left Cheek	Full	9400	1880	23.13	24.00	1.222	0.19	0.140	0.171
	WCDMA II	RMC 12.2Kbps	Left Tilted	Full	9400	1880	23.13	24.00	1.222	-0.05	0.108	0.132
	WCDMA II	RMC 12.2Kbps	Left Cheek	Full	9262	1852.4	23.10	24.00	1.230	0.02	0.204	0.251
05	WCDMA II	RMC 12.2Kbps	Left Cheek	Full	9538	1907.6	23.10	24.00	1.230	0.01	0.224	0.276



<CDMA SAR>

Plot No.	Band	Mode	Test Position	Power Mode	Ch.	Freq. (MHz)	Average Power (dBm)	Tune-Up Limit (dBm)	Tune-up Scaling Factor	Power Drift (dB)	Measured 1g SAR (W/kg)	Reported 1g SAR (W/kg)
06	CDMA2000 BC10	RC3 SO55	Right Cheek	Full	580	820.5	24.18	25.00	1.208	0.09	0.302	0.365
	CDMA2000 BC10	RC3 SO55	Right Tilted	Full	580	820.5	24.18	25.00	1.208	-0.01	0.144	0.174
	CDMA2000 BC10	RC3 SO55	Left Cheek	Full	580	820.5	24.18	25.00	1.208	0.11	0.268	0.324
	CDMA2000 BC10	RC3 SO55	Left Tilted	Full	580	820.5	24.18	25.00	1.208	-0.13	0.149	0.180
07	CDMA2000 BC0	RC3 SO55	Right Cheek	Full	384	836.52	24.36	25.00	1.159	-0.1	0.393	0.455
	CDMA2000 BC0	RC3 SO55	Right Tilted	Full	384	836.52	24.36	25.00	1.159	-0.11	0.150	0.174
	CDMA2000 BC0	RC3 SO55	Left Cheek	Full	384	836.52	24.36	25.00	1.159	0.06	0.281	0.326
	CDMA2000 BC0	RC3 SO55	Left Tilted	Full	384	836.52	24.36	25.00	1.159	0.11	0.140	0.162
	CDMA2000 BC0	RC3 SO55	Right Cheek	Full	1013	824.7	24.24	25.00	1.191	0.01	0.199	0.237
	CDMA2000 BC0	RC3 SO55	Right Cheek	Full	777	848.31	24.28	25.00	1.180	0.01	0.311	0.367
	CDMA2000 BC1	RC3 SO55	Right Cheek	Full	600	1880	24.25	25.00	1.189	0.02	0.086	0.102
	CDMA2000 BC1	RC3 SO55	Right Tilted	Full	600	1880	24.25	25.00	1.189	0.02	0.072	0.085
	CDMA2000 BC1	RC3 SO55	Left Cheek	Full	600	1880	24.25	25.00	1.189	-0.1	0.120	0.143
	CDMA2000 BC1	RC3 SO55	Left Tilted	Full	600	1880	24.25	25.00	1.189	0.01	0.062	0.074
	CDMA2000 BC1	RC3 SO55	Left Cheek	Full	25	1851.25	24.21	25.00	1.199	-0.04	0.143	0.172
08	CDMA2000 BC1	RC3 SO55	Left Cheek	Full	1175	1908.75	24.19	25.00	1.205	0.02	0.169	0.204



<FDD LTE SAR>

Plot No.	Band	BW (MHz)	Modulation	RB Size	RB Offset	Test Position	Power Mode	Ch.	Freq. (MHz)	Average Power (dBm)	Tune-Up Limit (dBm)	Tune-up Scaling Factor	Power Drift (dB)	Measured 1g SAR (W/kg)	Reported 1g SAR (W/kg)
09	LTE Band 71	20M	QPSK	1	0	Right Cheek	Full	133322	683	23.17	24.00	1.211	0.09	0.219	0.265
	LTE Band 71	20M	QPSK	50	0	Right Cheek	Full	133322	683	22.24	23.00	1.191	-0.05	0.123	0.147
	LTE Band 71	20M	QPSK	1	0	Right Tilted	Full	133322	683	23.17	24.00	1.211	-0.03	0.104	0.126
	LTE Band 71	20M	QPSK	50	0	Right Tilted	Full	133322	683	22.24	23.00	1.191	-0.02	0.060	0.072
	LTE Band 71	20M	QPSK	1	0	Left Cheek	Full	133322	683	23.17	24.00	1.211	-0.06	0.215	0.260
	LTE Band 71	20M	QPSK	50	0	Left Cheek	Full	133322	683	22.24	23.00	1.191	-0.04	0.111	0.132
	LTE Band 71	20M	QPSK	1	0	Left Tilted	Full	133322	683	23.17	24.00	1.211	-0.02	0.121	0.146
	LTE Band 71	20M	QPSK	50	0	Left Tilted	Full	133322	683	22.24	23.00	1.191	-0.04	0.067	0.080
10	LTE Band 12	10M	QPSK	1	0	Right Cheek	Full	23095	707.5	23.09	24.00	1.233	0.07	0.245	0.302
	LTE Band 12	10M	QPSK	25	0	Right Cheek	Full	23095	707.5	22.23	23.00	1.194	-0.03	0.140	0.167
	LTE Band 12	10M	QPSK	1	0	Right Tilted	Full	23095	707.5	23.09	24.00	1.233	0.02	0.102	0.126
	LTE Band 12	10M	QPSK	25	0	Right Tilted	Full	23095	707.5	22.23	23.00	1.194	0.02	0.062	0.074
	LTE Band 12	10M	QPSK	1	0	Left Cheek	Full	23095	707.5	23.09	24.00	1.233	-0.18	0.234	0.289
	LTE Band 12	10M	QPSK	25	0	Left Cheek	Full	23095	707.5	22.23	23.00	1.194	0.02	0.147	0.176
	LTE Band 12	10M	QPSK	1	0	Left Tilted	Full	23095	707.5	23.09	24.00	1.233	0.06	0.127	0.157
	LTE Band 12	10M	QPSK	25	0	Left Tilted	Full	23095	707.5	22.23	23.00	1.194	0.07	0.069	0.082
11	LTE Band 13	10M	QPSK	1	0	Right Cheek	Full	23230	782	22.91	24.00	1.285	0.01	0.254	0.326
	LTE Band 13	10M	QPSK	25	0	Right Cheek	Full	23230	782	21.91	23.00	1.285	0.03	0.155	0.199
	LTE Band 13	10M	QPSK	1	0	Right Tilted	Full	23230	782	22.91	24.00	1.285	0.01	0.128	0.165
	LTE Band 13	10M	QPSK	25	0	Right Tilted	Full	23230	782	21.91	23.00	1.285	0.07	0.078	0.101
	LTE Band 13	10M	QPSK	1	0	Left Cheek	Full	23230	782	22.91	24.00	1.285	-0.08	0.187	0.240
	LTE Band 13	10M	QPSK	25	0	Left Cheek	Full	23230	782	21.91	23.00	1.285	0.01	0.151	0.194
	LTE Band 13	10M	QPSK	1	0	Left Tilted	Full	23230	782	22.91	24.00	1.285	0.03	0.156	0.201
	LTE Band 13	10M	QPSK	25	0	Left Tilted	Full	23230	782	21.91	23.00	1.285	-0.05	0.096	0.123
12	LTE Band 14	10M	QPSK	1	0	Right Cheek	Full	23330	793	22.74	24.00	1.337	0.02	0.288	0.385
	LTE Band 14	10M	QPSK	25	0	Right Cheek	Full	23330	793	21.81	23.00	1.315	-0.05	0.159	0.209
	LTE Band 14	10M	QPSK	1	0	Right Tilted	Full	23330	793	22.74	24.00	1.337	0.03	0.146	0.195
	LTE Band 14	10M	QPSK	25	0	Right Tilted	Full	23330	793	21.81	23.00	1.315	0.06	0.081	0.106
	LTE Band 14	10M	QPSK	1	0	Left Cheek	Full	23330	793	22.74	24.00	1.337	-0.04	0.233	0.311
	LTE Band 14	10M	QPSK	25	0	Left Cheek	Full	23330	793	21.81	23.00	1.315	0.06	0.139	0.183
	LTE Band 14	10M	QPSK	1	0	Left Tilted	Full	23330	793	22.74	24.00	1.337	0.07	0.021	0.028
	LTE Band 14	10M	QPSK	25	0	Left Tilted	Full	23330	793	21.81	23.00	1.315	-0.08	0.018	0.024
13	LTE Band 26	15M	QPSK	1	0	Right Cheek	Full	26865	831.5	23.28	24.00	1.180	-0.19	0.272	0.321
	LTE Band 26	15M	QPSK	36	0	Right Cheek	Full	26865	831.5	22.16	23.00	1.213	-0.12	0.174	0.211
	LTE Band 26	15M	QPSK	1	0	Right Tilted	Full	26865	831.5	23.28	24.00	1.180	0.03	0.104	0.123
	LTE Band 26	15M	QPSK	36	0	Right Tilted	Full	26865	831.5	22.16	23.00	1.213	0.07	0.065	0.079
	LTE Band 26	15M	QPSK	1	0	Left Cheek	Full	26865	831.5	23.28	24.00	1.180	0.03	0.186	0.220
	LTE Band 26	15M	QPSK	36	0	Left Cheek	Full	26865	831.5	22.16	23.00	1.213	0.02	0.126	0.153
	LTE Band 26	15M	QPSK	1	0	Left Tilted	Full	26865	831.5	23.28	24.00	1.180	0.01	0.097	0.114
	LTE Band 26	15M	QPSK	36	0	Left Tilted	Full	26865	831.5	22.16	23.00	1.213	0.08	0.058	0.070
	LTE Band 5	10M	QPSK	1	0	Right Cheek	Full	20476+ 20575	831.6+ 841.5	23.23	24.00	1.194	0.02	0.224	0.267



Plot No.	Band	BW (MHz)	Modulation	RB Size	RB Offset	Test Position	Power Mode	Ch.	Freq. (MHz)	Average Power (dBm)	Tune-Up Limit (dBm)	Tune-up Scaling Factor	Power Drift (dB)	Measured 1g SAR (W/kg)	Reported 1g SAR (W/kg)
	LTE Band 66	20M	QPSK	1	0	Right Cheek	Full	132322	1745	23.12	24.00	1.225	-0.03	0.134	0.164
	LTE Band 66	20M	QPSK	50	0	Right Cheek	Full	132322	1745	22.36	23.00	1.159	-0.09	0.069	0.080
	LTE Band 66	20M	QPSK	1	0	Right Tilted	Full	132322	1745	23.12	24.00	1.225	0.01	0.103	0.126
	LTE Band 66	20M	QPSK	50	0	Right Tilted	Full	132322	1745	22.36	23.00	1.159	-0.12	0.078	0.090
	LTE Band 66	20M	QPSK	1	0	Left Cheek	Full	132322	1745	23.12	24.00	1.225	-0.16	0.161	0.197
	LTE Band 66	20M	QPSK	50	0	Left Cheek	Full	132322	1745	22.36	23.00	1.159	-0.03	0.087	0.100
	LTE Band 66	20M	QPSK	1	0	Left Tilted	Full	132322	1745	23.12	24.00	1.225	0.07	0.064	0.078
	LTE Band 66	20M	QPSK	50	0	Left Tilted	Full	132322	1745	22.36	23.00	1.159	0.01	0.030	0.035
14	LTE Band 66	20M	QPSK	1	0	Left Cheek	Full	132072	1720	23.02	24.00	1.253	0.02	0.206	0.258
	LTE Band 66	20M	QPSK	1	0	Left Cheek	Full	132572	1770	23.10	24.00	1.230	0.03	0.199	0.245
	LTE Band 25	20M	QPSK	1	0	Right Cheek	Full	26340	1880	23.32	24.00	1.169	0.03	0.111	0.130
	LTE Band 25	20M	QPSK	50	0	Right Cheek	Full	26340	1880	22.29	23.00	1.178	0.08	0.059	0.069
	LTE Band 25	20M	QPSK	1	0	Right Tilted	Full	26340	1880	23.32	24.00	1.169	0.06	0.141	0.165
	LTE Band 25	20M	QPSK	50	0	Right Tilted	Full	26340	1880	22.29	23.00	1.178	-0.01	0.078	0.092
	LTE Band 25	20M	QPSK	1	0	Left Cheek	Full	26340	1880	23.32	24.00	1.169	-0.03	0.237	0.277
	LTE Band 25	20M	QPSK	50	0	Left Cheek	Full	26340	1880	22.29	23.00	1.178	0.09	0.225	0.265
	LTE Band 25	20M	QPSK	1	0	Left Tilted	Full	26340	1880	23.32	24.00	1.169	0.04	0.184	0.215
	LTE Band 25	20M	QPSK	50	0	Left Tilted	Full	26340	1880	22.29	23.00	1.178	0.01	0.093	0.110
	LTE Band 25	20M	QPSK	1	0	Left Cheek	Full	26140	1860	23.25	24.00	1.189	-0.08	0.156	0.185
15	LTE Band 25	20M	QPSK	1	0	Left Cheek	Full	26590	1905	22.92	24.00	1.282	0.02	0.219	0.281
	LTE Band 30	10M	QPSK	1	0	Right Cheek	Full	27710	2310	22.95	24.00	1.274	0.05	0.191	0.243
	LTE Band 30	10M	QPSK	25	0	Right Cheek	Full	27710	2310	22.16	23.00	1.213	0.08	0.107	0.130
	LTE Band 30	10M	QPSK	1	0	Right Tilted	Full	27710	2310	22.95	24.00	1.274	0.02	0.098	0.125
	LTE Band 30	10M	QPSK	25	0	Right Tilted	Full	27710	2310	22.16	23.00	1.213	0.01	0.054	0.066
16	LTE Band 30	10M	QPSK	1	0	Left Cheek	Full	27710	2310	22.95	24.00	1.274	0.03	0.199	0.253
	LTE Band 30	10M	QPSK	25	0	Left Cheek	Full	27710	2310	22.16	23.00	1.213	0.03	0.110	0.133
	LTE Band 30	10M	QPSK	1	0	Left Tilted	Full	27710	2310	22.95	24.00	1.274	0.02	0.135	0.172
	LTE Band 30	10M	QPSK	25	0	Left Tilted	Full	27710	2310	22.16	23.00	1.213	-0.03	0.071	0.086
	LTE Band 7	20M	QPSK	1	0	Right Cheek	Full	21100	2535	23.06	24.00	1.242	0.02	0.272	0.338
	LTE Band 7	20M	QPSK	50	0	Right Cheek	Full	21100	2535	22.02	23.00	1.253	0.09	0.156	0.195
	LTE Band 7	20M	QPSK	1	0	Right Tilted	Full	21100	2535	23.06	24.00	1.242	0.04	0.302	0.375
	LTE Band 7	20M	QPSK	50	0	Right Tilted	Full	21100	2535	22.02	23.00	1.253	-0.01	0.166	0.208
17	LTE Band 7	20M	QPSK	1	0	Left Cheek	Full	21100	2535	23.06	24.00	1.242	0.04	0.462	0.574
	LTE Band 7	20M	QPSK	50	0	Left Cheek	Full	21100	2535	22.02	23.00	1.253	0.01	0.258	0.323
	LTE Band 7	20M	QPSK	1	0	Left Tilted	Full	21100	2535	23.06	24.00	1.242	0.07	0.184	0.228
	LTE Band 7	20M	QPSK	50	0	Left Tilted	Full	21100	2535	22.02	23.00	1.253	0.1	0.122	0.153
	LTE Band 7	20M	QPSK	1	0	Left Cheek	Full	20850	2510	22.70	24.00	1.349	0.06	0.373	0.503
	LTE Band 7	20M	QPSK	1	0	Left Cheek	Full	21350	2560	22.91	24.00	1.285	0.01	0.439	0.564



<TDD LTE SAR>

Plot No.	Band	BW (MHz)	Modulation	RB Size	RB Offset	Test Position	Power Mode	Power Class	Ch.	Freq. (MHz)	Average Power (dBm)	Tune-Up Limit (dBm)	Tune-up Scaling Factor	Duty Cycle %	Duty Cycle Scaling Factor	Power Drift (dB)	Measured 1g SAR (W/kg)	Reported 1g SAR (W/kg)
	LTE Band 41	20M	QPSK	1	0	Right Cheek	Full	3	40620	2593	22.98	24.00	1.265	62.9	1.006	0.09	0.115	0.146
	LTE Band 41	20M	QPSK	50	0	Right Cheek	Full	3	40620	2593	22.03	23.00	1.250	62.9	1.006	-0.07	0.056	0.071
	LTE Band 41	20M	QPSK	1	0	Right Tilted	Full	3	40620	2593	22.98	24.00	1.265	62.9	1.006	-0.12	0.100	0.127
	LTE Band 41	20M	QPSK	50	0	Right Tilted	Full	3	40620	2593	22.03	23.00	1.250	62.9	1.006	0.08	0.062	0.078
	LTE Band 41	20M	QPSK	1	0	Left Cheek	Full	3	40620	2593	22.98	24.00	1.265	62.9	1.006	0.05	0.178	0.226
	LTE Band 41	20M	QPSK	50	0	Left Cheek	Full	3	40620	2593	22.03	23.00	1.250	62.9	1.006	-0.11	0.102	0.128
	LTE Band 41	20M	QPSK	1	0	Left Tilted	Full	3	40620	2593	22.98	24.00	1.265	62.9	1.006	0.09	0.082	0.104
	LTE Band 41	20M	QPSK	50	0	Left Tilted	Full	3	40620	2593	22.03	23.00	1.250	62.9	1.006	0.03	0.040	0.050
	LTE Band 41	20M	QPSK	1	0	Left Cheek	Full	3	39750	2506	22.66	24.00	1.361	62.9	1.006	-0.02	0.170	0.233
18	LTE Band 41	20M	QPSK	1	0	Left Cheek	Full	3	40185	2549.5	22.78	24.00	1.324	62.9	1.006	-0.03	0.216	0.288
	LTE Band 41	20M	QPSK	1	0	Left Cheek	Full	3	40185+39987	2549.5+2529.7	23.26	24.00	1.186	62.9	1.006	0.04	0.200	0.239
	LTE Band 41	20M	QPSK	1	0	Left Cheek	Full	3	41055	2636.5	22.88	24.00	1.294	62.9	1.006	-0.08	0.156	0.203
	LTE Band 41	20M	QPSK	1	0	Left Cheek	Full	3	41490	2680	22.58	24.00	1.387	62.9	1.006	0.01	0.203	0.283
	LTE Band 41	20M	QPSK	1	0	Right Cheek	Full	2	40620	2593	25.86	27.00	1.300	42.9	1.009	0.07	0.196	0.257
	LTE Band 41	20M	QPSK	50	0	Right Cheek	Full	2	40620	2593	24.91	26.00	1.285	42.9	1.009	-0.06	0.095	0.124
	LTE Band 41	20M	QPSK	1	0	Right Tilted	Full	2	40620	2593	25.86	27.00	1.300	42.9	1.009	0.09	0.171	0.224
	LTE Band 41	20M	QPSK	50	0	Right Tilted	Full	2	40620	2593	24.91	26.00	1.285	42.9	1.009	0.14	0.088	0.114
	LTE Band 41	20M	QPSK	1	0	Left Cheek	Full	2	40620	2593	25.86	27.00	1.300	42.9	1.009	0.04	0.303	0.397
	LTE Band 41	20M	QPSK	50	0	Left Cheek	Full	2	40620	2593	24.91	26.00	1.285	42.9	1.009	-0.07	0.154	0.200
	LTE Band 41	20M	QPSK	1	0	Left Tilted	Full	2	40620	2593	25.86	27.00	1.300	42.9	1.009	-0.13	0.147	0.193
	LTE Band 41	20M	QPSK	50	0	Left Tilted	Full	2	40620	2593	24.91	26.00	1.285	42.9	1.009	-0.01	0.070	0.091
	LTE Band 41	20M	QPSK	1	0	Left Cheek	Full	2	39750	2506	25.59	27.00	1.384	42.9	1.009	-0.02	0.302	0.422
19	LTE Band 41	20M	QPSK	1	0	Left Cheek	Full	2	40185	2549.5	25.85	27.00	1.303	42.9	1.009	-0.07	0.356	0.468
	LTE Band 41	20M	QPSK	1	0	Left Cheek	Full	2	41055	2636.5	25.61	27.00	1.377	42.9	1.009	0.02	0.263	0.365
	LTE Band 41	20M	QPSK	1	0	Left Cheek	Full	2	41490	2680	25.39	27.00	1.449	42.9	1.009	0.07	0.196	0.287



<WLAN 2.4GHz SAR>

Plot No.	Band	Mode	Test Position	Power Mode	Ch.	Freq. (MHz)	Average Power (dBm)	Tune-Up Limit (dBm)	Tune-up Scaling Factor	Duty Cycle %	Duty Cycle Scaling Factor	Power Drift (dB)	Measured 1g SAR (W/kg)	Reported 1g SAR (W/kg)
	WLAN2.4GHz	802.11b 1Mbps	Right Cheek	Reduced	6	2437	19.35	20.00	1.161	100	1.000	0.02	0.353	0.410
	WLAN2.4GHz	802.11b 1Mbps	Right Tilted	Reduced	6	2437	19.35	20.00	1.161	100	1.000	0.06	0.415	0.482
	WLAN2.4GHz	802.11b 1Mbps	Left Cheek	Reduced	6	2437	19.35	20.00	1.161	100	1.000	0.05	0.856	0.994
	WLAN2.4GHz	802.11b 1Mbps	Left Tilted	Reduced	6	2437	19.35	20.00	1.161	100	1.000	0.03	0.647	0.751
20	WLAN2.4GHz	802.11b 1Mbps	Left Cheek	Reduced	1	2412	19.13	20.00	1.222	100	1.000	-0.14	0.959	1.172
	WLAN2.4GHz	802.11b 1Mbps	Left Cheek	Reduced	11	2462	19.31	20.00	1.172	100	1.000	-0.11	0.911	1.068

<WLAN 5GHz SAR>

Plot No.	Band	Mode	Test Position	Power Mode	Ch.	Freq. (MHz)	Average Power (dBm)	Tune-Up Limit (dBm)	Tune-up Scaling Factor	Duty Cycle %	Duty Cycle Scaling Factor	Power Drift (dB)	Measured 1g SAR (W/kg)	Reported 1g SAR (W/kg)
	WLAN5.3GHz	802.11n-HT40 MCS0	Right Cheek	Reduced	62	5310	14.15	15.50	1.365	96.3	1.038	0.03	0.556	0.788
	WLAN5.3GHz	802.11n-HT40 MCS0	Right Tilted	Reduced	62	5310	14.15	15.50	1.365	96.3	1.038	0.02	0.546	0.773
	WLAN5.3GHz	802.11n-HT40 MCS0	Left Cheek	Reduced	62	5310	14.15	15.50	1.365	96.3	1.038	0.1	0.741	1.050
21	WLAN5.3GHz	802.11n-HT40 MCS0	Left Cheek	Reduced	54	5270	14.12	15.50	1.374	96.3	1.038	-0.06	0.743	1.060
	WLAN5.3GHz	802.11n-HT40 MCS0	Left Tilted	Reduced	62	5310	14.15	15.50	1.365	96.3	1.038	0.03	0.695	0.984
	WLAN5.3GHz	802.11n-HT40 MCS0	Left Tilted	Reduced	54	5270	14.12	15.50	1.374	96.3	1.038	0.07	0.680	0.970
	WLAN5.5GHz	802.11n-HT40 MCS0	Right Cheek	Reduced	134	5670	17.95	18.00	1.012	96.3	1.038	0.01	0.785	0.824
	WLAN5.5GHz	802.11n-HT40 MCS0	Right Cheek	Reduced	102	5510	17.23	18.00	1.194	96.3	1.038	-0.02	0.859	1.065
	WLAN5.5GHz	802.11n-HT40 MCS0	Right Tilted	Reduced	134	5670	17.95	18.00	1.012	96.3	1.038	0.01	0.723	0.759
	WLAN5.5GHz	802.11n-HT40 MCS0	Left Cheek	Reduced	134	5670	17.95	18.00	1.012	96.3	1.038	0.03	0.854	0.897
22	WLAN5.5GHz	802.11n-HT40 MCS0	Left Cheek	Reduced	102	5510	17.23	18.00	1.194	96.3	1.038	-0.01	0.958	1.187
	WLAN5.5GHz	802.11n-HT40 MCS0	Left Cheek	Reduced	110	5550	16.61	17.50	1.227	96.3	1.038	0.001	0.890	1.134
	WLAN5.5GHz	802.11n-HT40 MCS0	Left Tilted	Reduced	134	5670	17.95	18.00	1.012	96.3	1.038	0.03	0.664	0.697
	WLAN5.8GHz	802.11n-HT40 MCS0	Right Cheek	Full	159	5795	17.98	19.00	1.265	96.3	1.038	0.01	0.495	0.650
23	WLAN5.8GHz	802.11n-HT40 MCS0	Right Cheek	Full	151	5755	17.92	19.00	1.274	96.3	1.038	-0.04	0.501	0.667
	WLAN5.8GHz	802.11n-HT40 MCS0	Right Tilted	Full	159	5795	17.98	19.00	1.265	96.3	1.038	0.08	0.479	0.629
	WLAN5.8GHz	802.11n-HT40 MCS0	Left Cheek	Full	159	5795	17.98	19.00	1.265	96.3	1.038	0.02	0.493	0.647
	WLAN5.8GHz	802.11n-HT40 MCS0	Left Tilted	Full	159	5795	17.98	19.00	1.265	96.3	1.038	-0.08	0.356	0.467

<Bluetooth SAR>

Plot No.	Band	Mode	Test Position	Power Mode	Ch.	Freq. (MHz)	Average Power (dBm)	Tune-Up Limit (dBm)	Tune-up Scaling Factor	Duty Cycle %	Duty Cycle Scaling Factor	Power Drift (dB)	Measured 1g SAR (W/kg)	Reported 1g SAR (W/kg)
	Bluetooth	1Mbps	Right Cheek	Full	0	2402	7.87	8.00	1.030	76.65	1.087	0.01	0.030	0.034
	Bluetooth	1Mbps	Right Tilted	Full	0	2402	7.87	8.00	1.030	76.65	1.087	0.03	0.029	0.033
24	Bluetooth	1Mbps	Left Cheek	Full	0	2402	7.87	8.00	1.030	76.65	1.087	-0.08	0.073	0.081
	Bluetooth	1Mbps	Left Tilted	Full	0	2402	7.87	8.00	1.030	76.65	1.087	-0.01	0.071	0.079
	Bluetooth	1Mbps	Left Cheek	Full	39	2441	7.31	8.00	1.172	76.65	1.087	0.01	0.061	0.078
	Bluetooth	1Mbps	Left Cheek	Full	78	2480	7.57	8.00	1.104	76.65	1.087	0.01	0.052	0.062



15.2 Hotspot SAR

<GSM SAR>

Plot No.	Band	Mode	Test Position	Gap (mm)	Power Mode	Ch.	Freq. (MHz)	Average Power (dBm)	Tune-Up Limit (dBm)	Tune-up Scaling Factor	Power Drift (dB)	Measured 1g SAR (W/kg)	Reported 1g SAR (W/kg)
	GSM850	GPRS 4 Tx slots	Front	5	Full	128	824.2	28.72	29.50	1.197	-0.03	0.919	1.100
	GSM850	GPRS 4 Tx slots	Front	5	Full	189	836.4	28.54	29.50	1.247	-0.04	0.934	1.165
	GSM850	GPRS 4 Tx slots	Front	5	Full	251	848.8	28.71	29.50	1.199	-0.06	1.020	1.223
	GSM850	GPRS 4 Tx slots	Back	5	Full	128	824.2	28.72	29.50	1.197	-0.07	1.090	1.304
	GSM850	GPRS 4 Tx slots	Back	5	Full	189	836.4	28.54	29.50	1.247	-0.17	1.060	1.322
25	GSM850	GPRS 4 Tx slots	Back	5	Full	251	848.8	28.71	29.50	1.199	-0.19	1.150	1.379
	GSM850	GPRS 4 Tx slots	Left Side	5	Full	128	824.2	28.72	29.50	1.197	0.01	0.218	0.261
	GSM850	GPRS 4 Tx slots	Right Side	5	Full	128	824.2	28.72	29.50	1.197	0.05	0.637	0.762
	GSM850	GPRS 4 Tx slots	Bottom Side	5	Full	128	824.2	28.72	29.50	1.197	0.07	1.010	1.209
	GSM850	GPRS 4 Tx slots	Bottom Side	5	Full	189	836.4	28.54	29.50	1.247	0.07	0.965	1.204
	GSM850	GPRS 4 Tx slots	Bottom Side	5	Full	251	848.8	28.71	29.50	1.199	-0.06	0.870	1.044
	GSM1900	GPRS 3 Tx slots	Front	5	Reduced	512	1850.2	24.29	25.50	1.321	0.01	0.626	0.827
	GSM1900	GPRS 3 Tx slots	Front	5	Reduced	661	1880	24.18	25.50	1.355	0.03	0.511	0.693
	GSM1900	GPRS 3 Tx slots	Front	5	Reduced	810	1909.8	24.24	25.50	1.337	0.02	0.258	0.345
	GSM1900	GPRS 3 Tx slots	Back	5	Reduced	512	1850.2	24.29	25.50	1.321	0.01	0.850	1.123
	GSM1900	GPRS 3 Tx slots	Back	5	Reduced	661	1880	24.18	25.50	1.355	0.08	0.841	1.140
	GSM1900	GPRS 3 Tx slots	Back	5	Reduced	810	1909.8	24.24	25.50	1.337	0.08	0.983	1.314
	GSM1900	GPRS 3 Tx slots	Left Side	5	Reduced	512	1850.2	22.96	24.00	1.271	-0.1	0.060	0.076
	GSM1900	GPRS 3 Tx slots	Right Side	5	Reduced	512	1850.2	22.96	24.00	1.271	0.01	0.108	0.137
	GSM1900	GPRS 3 Tx slots	Bottom Side	5	Reduced	512	1850.2	22.96	24.00	1.271	0.02	0.977	1.241
	GSM1900	GPRS 3 Tx slots	Bottom Side	5	Reduced	661	1880	22.84	24.00	1.306	0.03	0.938	1.225
26	GSM1900	GPRS 3 Tx slots	Bottom Side	5	Reduced	810	1909.8	22.91	24.00	1.285	0.01	1.050	1.350



<WCDMA SAR>

Plot No.	Band	Mode	Test Position	Gap (mm)	Power Mode	Ch.	Freq. (MHz)	Average Power (dBm)	Tune-Up Limit (dBm)	Tune-up Scaling Factor	Power Drift (dB)	Measured 1g SAR (W/kg)	Reported 1g SAR (W/kg)
	WCDMA V	RMC 12.2Kbps	Front	5	Reduced	4182	836.4	22.98	23.50	1.127	-0.02	0.955	1.076
	WCDMA V	RMC 12.2Kbps	Front	5	Reduced	4132	826.4	22.82	23.50	1.169	-0.01	0.791	0.925
	WCDMA V	RMC 12.2Kbps	Front	5	Reduced	4233	846.6	22.74	23.50	1.191	0.01	1.070	1.275
	WCDMA V	RMC 12.2Kbps	Back	5	Reduced	4182	836.4	22.98	23.50	1.127	-0.05	1.100	1.240
	WCDMA V	RMC 12.2Kbps	Back	5	Reduced	4132	826.4	22.82	23.50	1.169	-0.04	1.010	1.181
27	WCDMA V	RMC 12.2Kbps	Back	5	Reduced	4233	846.6	22.74	23.50	1.191	0.08	1.160	1.382
	WCDMA V	RMC 12.2Kbps	Left Side	5	Reduced	4182	836.4	22.98	23.50	1.127	0.01	0.242	0.273
	WCDMA V	RMC 12.2Kbps	Right Side	5	Reduced	4182	836.4	22.98	23.50	1.127	0.02	0.610	0.688
	WCDMA V	RMC 12.2Kbps	Bottom Side	5	Reduced	4182	836.4	22.98	23.50	1.127	0.02	0.921	1.038
	WCDMA V	RMC 12.2Kbps	Bottom Side	5	Reduced	4132	826.4	22.82	23.50	1.169	-0.04	0.790	0.924
	WCDMA V	RMC 12.2Kbps	Bottom Side	5	Reduced	4233	846.6	22.74	23.50	1.191	0.03	0.821	0.978
	WCDMA IV	RMC 12.2Kbps	Front	5	Reduced	1312	1712.4	16.15	17.50	1.365	-0.02	0.767	1.047
	WCDMA IV	RMC 12.2Kbps	Front	5	Reduced	1413	1732.6	16.12	17.50	1.374	0.04	0.728	1.000
	WCDMA IV	RMC 12.2Kbps	Front	5	Reduced	1513	1752.6	16.08	17.50	1.387	-0.08	0.691	0.958
	WCDMA IV	RMC 12.2Kbps	Back	5	Reduced	1312	1712.4	16.15	17.50	1.365	0.14	0.988	1.348
	WCDMA IV	RMC 12.2Kbps	Back	5	Reduced	1413	1732.6	16.12	17.50	1.374	0.11	1.000	1.374
	WCDMA IV	RMC 12.2Kbps	Back	5	Reduced	1513	1752.6	16.08	17.50	1.387	0.05	0.983	1.363
	WCDMA IV	RMC 12.2Kbps	Left Side	5	Reduced	1312	1712.4	14.70	15.50	1.202	0.01	0.066	0.080
	WCDMA IV	RMC 12.2Kbps	Right Side	5	Reduced	1312	1712.4	14.70	15.50	1.202	0.01	0.122	0.147
	WCDMA IV	RMC 12.2Kbps	Bottom Side	5	Reduced	1312	1712.4	14.70	15.50	1.202	0.04	1.080	1.298
	WCDMA IV	RMC 12.2Kbps	Bottom Side	5	Reduced	1413	1732.6	14.65	15.50	1.216	0.02	1.100	1.338
28	WCDMA IV	RMC 12.2Kbps	Bottom Side	5	Reduced	1513	1752.6	14.62	15.50	1.225	0.05	1.130	1.384
	WCDMA II	RMC 12.2Kbps	Front	5	Reduced	9400	1880	17.68	18.50	1.208	-0.08	0.720	0.870
	WCDMA II	RMC 12.2Kbps	Front	5	Reduced	9262	1852.4	17.63	18.50	1.222	0.01	0.826	1.009
	WCDMA II	RMC 12.2Kbps	Front	5	Reduced	9538	1907.6	17.65	18.50	1.216	-0.05	0.817	0.994
	WCDMA II	RMC 12.2Kbps	Back	5	Reduced	9400	1880	17.68	18.50	1.208	0.03	0.999	1.207
	WCDMA II	RMC 12.2Kbps	Back	5	Reduced	9262	1852.4	17.63	18.50	1.222	0.07	0.983	1.201
	WCDMA II	RMC 12.2Kbps	Back	5	Reduced	9538	1907.6	17.65	18.50	1.216	0.07	1.120	1.362
	WCDMA II	RMC 12.2Kbps	Left Side	5	Reduced	9400	1880	15.78	16.50	1.180	-0.08	0.055	0.065
	WCDMA II	RMC 12.2Kbps	Right Side	5	Reduced	9400	1880	15.78	16.50	1.180	0.1	0.104	0.123
	WCDMA II	RMC 12.2Kbps	Bottom Side	5	Reduced	9400	1880	15.78	16.50	1.180	0.01	0.905	1.068
	WCDMA II	RMC 12.2Kbps	Bottom Side	5	Reduced	9262	1852.4	15.70	16.50	1.202	0.01	0.974	1.171
29	WCDMA II	RMC 12.2Kbps	Bottom Side	5	Reduced	9538	1907.6	15.73	16.50	1.194	0.03	1.160	1.385



<CDMA SAR>

Plot No.	Band	Mode	Test Position	Gap (mm)	Power Mode	Ch.	Freq. (MHz)	Average Power (dBm)	Tune-Up Limit (dBm)	Tune-up Scaling Factor	Power Drift (dB)	Measured 1g SAR (W/kg)	Reported 1g SAR (W/kg)
	CDMA2000 BC10	RTAP 153.6Kbps	Front	5	Full	580	820.5	24.22	25.00	1.197	0.07	0.830	0.993
	CDMA2000 BC10	RTAP 153.6Kbps	Front	5	Full	476	817.9	24.13	25.00	1.222	0.07	0.712	0.870
	CDMA2000 BC10	RTAP 153.6Kbps	Front	5	Full	684	823.1	24.21	25.00	1.199	0.03	0.797	0.956
	CDMA2000 BC10	RTAP 153.6Kbps	Back	5	Full	580	820.5	24.22	25.00	1.197	-0.02	1.070	1.281
30	CDMA2000 BC10	RTAP 153.6Kbps	Back	5	Full	476	817.9	24.13	25.00	1.222	-0.04	1.110	1.356
	CDMA2000 BC10	RTAP 153.6Kbps	Back	5	Full	684	823.1	24.21	25.00	1.199	-0.09	0.947	1.136
	CDMA2000 BC10	RTAP 153.6Kbps	Left Side	5	Full	580	820.5	24.22	25.00	1.197	-0.02	0.264	0.316
	CDMA2000 BC10	RTAP 153.6Kbps	Right Side	5	Full	580	820.5	24.22	25.00	1.197	0.04	0.611	0.731
	CDMA2000 BC10	RTAP 153.6Kbps	Bottom Side	5	Full	580	820.5	24.22	25.00	1.197	0.05	0.999	1.196
	CDMA2000 BC10	RTAP 153.6Kbps	Bottom Side	5	Full	476	817.9	24.13	25.00	1.222	-0.05	0.965	1.179
	CDMA2000 BC10	RTAP 153.6Kbps	Bottom Side	5	Full	684	823.1	24.21	25.00	1.199	0.03	1.060	1.271
	CDMA2000 BC0	RTAP 153.6Kbps	Front	5	Full	384	836.52	24.68	25.00	1.076	0.01	0.936	1.008
	CDMA2000 BC0	RTAP 153.6Kbps	Front	5	Full	1013	824.7	24.28	25.00	1.180	-0.03	0.819	0.967
	CDMA2000 BC0	RTAP 153.6Kbps	Front	5	Full	777	848.31	24.32	25.00	1.169	-0.06	0.892	1.043
	CDMA2000 BC0	RTAP 153.6Kbps	Back	5	Full	384	836.52	24.68	25.00	1.076	-0.06	1.240	1.335
31	CDMA2000 BC0	RTAP 153.6Kbps	Back	5	Full	1013	824.7	24.28	25.00	1.180	0.07	1.180	1.393
	CDMA2000 BC0	RTAP 153.6Kbps	Back	5	Full	777	848.31	24.32	25.00	1.169	-0.04	1.090	1.275
	CDMA2000 BC0	RTAP 153.6Kbps	Left Side	5	Full	384	836.52	24.68	25.00	1.076	-0.02	0.232	0.250
	CDMA2000 BC0	RTAP 153.6Kbps	Right Side	5	Full	384	836.52	24.68	25.00	1.076	0.17	0.540	0.581
	CDMA2000 BC0	RTAP 153.6Kbps	Bottom Side	5	Full	384	836.52	24.68	25.00	1.076	0.04	1.090	1.173
	CDMA2000 BC0	RTAP 153.6Kbps	Bottom Side	5	Full	1013	824.7	24.28	25.00	1.180	0.07	0.945	1.115
	CDMA2000 BC0	RTAP 153.6Kbps	Bottom Side	5	Full	777	848.31	24.32	25.00	1.169	0.12	1.160	1.357
	CDMA2000 BC1	RTAP 153.6Kbps	Front	5	Reduced	600	1880	16.49	17.50	1.262	0.02	0.233	0.294
	CDMA2000 BC1	RTAP 153.6Kbps	Back	5	Reduced	600	1880	16.49	17.50	1.262	0.03	0.387	0.488
	CDMA2000 BC1	RTAP 153.6Kbps	Left Side	5	Reduced	600	1880	16.49	17.50	1.262	0.01	0.042	0.052
	CDMA2000 BC1	RTAP 153.6Kbps	Right Side	5	Reduced	600	1880	16.49	17.50	1.262	0.01	0.065	0.082
	CDMA2000 BC1	RTAP 153.6Kbps	Bottom Side	5	Reduced	600	1880	16.49	17.50	1.262	0.06	0.935	1.180
	CDMA2000 BC1	RTAP 153.6Kbps	Bottom Side	5	Reduced	25	1851.25	16.46	17.50	1.271	0.01	0.861	1.094
32	CDMA2000 BC1	RTAP 153.6Kbps	Bottom Side	5	Reduced	1175	1908.75	16.40	17.50	1.288	0.01	1.030	1.327



<FDD LTE SAR>

Plot No.	Band	BW (MHz)	Modulation	RB Size	RB Offset	Test Position	Gap (mm)	Power Mode	Ch.	Freq. (MHz)	Average Power (dBm)	Tune-Up Limit (dBm)	Tune-up Scaling Factor	Power Drift (dB)	Measured 1g SAR (W/kg)	Reported 1g SAR (W/kg)
	LTE Band 71	20M	QPSK	1	0	Front	5	Full	133322	683	23.17	24.00	1.211	0.01	0.505	0.611
	LTE Band 71	20M	QPSK	50	0	Front	5	Full	133322	683	22.24	23.00	1.191	-0.02	0.269	0.320
33	LTE Band 71	20M	QPSK	1	0	Back	5	Full	133322	683	23.17	24.00	1.211	-0.05	0.757	0.916
	LTE Band 71	20M	QPSK	50	0	Back	5	Full	133322	683	22.24	23.00	1.191	-0.02	0.420	0.500
	LTE Band 71	20M	QPSK	100	0	Back	5	Full	133322	683	22.18	23.00	1.208	-0.05	0.384	0.464
	LTE Band 71	20M	QPSK	1	0	Left Side	5	Full	133322	683	23.17	24.00	1.211	0.07	0.302	0.366
	LTE Band 71	20M	QPSK	50	0	Left Side	5	Full	133322	683	22.24	23.00	1.191	0.04	0.169	0.201
	LTE Band 71	20M	QPSK	1	0	Right Side	5	Full	133322	683	23.17	24.00	1.211	0.07	0.461	0.558
	LTE Band 71	20M	QPSK	50	0	Right Side	5	Full	133322	683	22.24	23.00	1.191	-0.02	0.254	0.303
	LTE Band 71	20M	QPSK	1	0	Bottom Side	5	Full	133322	683	23.17	24.00	1.211	0.08	0.439	0.531
	LTE Band 71	20M	QPSK	50	0	Bottom Side	5	Full	133322	683	22.24	23.00	1.191	0.13	0.257	0.306
	LTE Band 12	10M	QPSK	1	0	Front	5	Full	23095	707.5	23.09	24.00	1.233	0.02	0.555	0.684
	LTE Band 12	10M	QPSK	25	0	Front	5	Full	23095	707.5	22.23	23.00	1.194	-0.01	0.295	0.352
34	LTE Band 12	10M	QPSK	1	0	Back	5	Full	23095	707.5	23.09	24.00	1.233	-0.03	0.732	0.903
	LTE Band 12	10M	QPSK	25	0	Back	5	Full	23095	707.5	22.23	23.00	1.194	0.01	0.351	0.419
	LTE Band 12	10M	QPSK	50	0	Back	5	Full	23095	707.5	22.23	23.00	1.194	0.03	0.449	0.536
	LTE Band 12	10M	QPSK	1	0	Left Side	5	Full	23095	707.5	23.09	24.00	1.233	0.03	0.347	0.428
	LTE Band 12	10M	QPSK	25	0	Left Side	5	Full	23095	707.5	22.23	23.00	1.194	0.07	0.185	0.221
	LTE Band 12	10M	QPSK	1	0	Right Side	5	Full	23095	707.5	23.09	24.00	1.233	0.07	0.432	0.533
	LTE Band 12	10M	QPSK	25	0	Right Side	5	Full	23095	707.5	22.23	23.00	1.194	-0.02	0.234	0.279
	LTE Band 12	10M	QPSK	1	0	Bottom Side	5	Full	23095	707.5	23.09	24.00	1.233	0.14	0.561	0.692
	LTE Band 12	10M	QPSK	25	0	Bottom Side	5	Full	23095	707.5	22.23	23.00	1.194	-0.08	0.308	0.368
	LTE Band 13	10M	QPSK	1	0	Front	5	Full	23230	782	22.91	24.00	1.285	0.03	0.617	0.793
	LTE Band 13	10M	QPSK	25	0	Front	5	Full	23230	782	21.91	23.00	1.285	0.03	0.346	0.445
35	LTE Band 13	10M	QPSK	1	0	Back	5	Full	23230	782	22.91	24.00	1.285	0.02	0.727	0.934
	LTE Band 13	10M	QPSK	25	0	Back	5	Full	23230	782	21.91	23.00	1.285	0.01	0.456	0.586
	LTE Band 13	10M	QPSK	50	0	Back	5	Full	23230	782	21.87	23.00	1.297	0.03	0.655	0.850
	LTE Band 13	10M	QPSK	1	0	Left Side	5	Full	23230	782	22.91	24.00	1.285	0.03	0.302	0.388
	LTE Band 13	10M	QPSK	25	0	Left Side	5	Full	23230	782	21.91	23.00	1.285	0.01	0.115	0.148
	LTE Band 13	10M	QPSK	1	0	Right Side	5	Full	23230	782	22.91	24.00	1.285	-0.01	0.580	0.745
	LTE Band 13	10M	QPSK	25	0	Right Side	5	Full	23230	782	21.91	23.00	1.285	-0.15	0.333	0.428
	LTE Band 13	10M	QPSK	1	0	Bottom Side	5	Full	23230	782	22.91	24.00	1.285	0.16	0.642	0.825
	LTE Band 13	10M	QPSK	25	0	Bottom Side	5	Full	23230	782	21.91	23.00	1.285	-0.08	0.408	0.524
	LTE Band 13	10M	QPSK	50	0	Bottom Side	5	Full	23230	782	21.87	23.00	1.297	0.02	0.480	0.623
	LTE Band 14	10M	QPSK	1	0	Front	5	Full	23330	793	22.74	24.00	1.337	-0.03	0.585	0.782
	LTE Band 14	10M	QPSK	25	0	Front	5	Full	23330	793	21.81	23.00	1.315	0.03	0.358	0.471
36	LTE Band 14	10M	QPSK	1	0	Back	5	Full	23330	793	22.74	24.00	1.337	0.03	0.857	1.145
	LTE Band 14	10M	QPSK	25	0	Back	5	Full	23330	793	21.81	23.00	1.315	-0.03	0.423	0.556
	LTE Band 14	10M	QPSK	50	0	Back	5	Full	23330	793	21.79	23.00	1.321	0.06	0.587	0.776
	LTE Band 14	10M	QPSK	1	0	Left Side	5	Full	23330	793	22.74	24.00	1.337	0.04	0.282	0.377
	LTE Band 14	10M	QPSK	25	0	Left Side	5	Full	23330	793	21.81	23.00	1.315	0.02	0.154	0.203
	LTE Band 14	10M	QPSK	1	0	Right Side	5	Full	23330	793	22.74	24.00	1.337	-0.01	0.540	0.722
	LTE Band 14	10M	QPSK	25	0	Right Side	5	Full	23330	793	21.81	23.00	1.315	0.02	0.284	0.374
	LTE Band 14	10M	QPSK	1	0	Bottom Side	5	Full	23330	793	22.74	24.00	1.337	0.08	0.653	0.873
	LTE Band 14	10M	QPSK	25	0	Bottom Side	5	Full	23330	793	21.81	23.00	1.315	0.11	0.381	0.501
	LTE Band 14	10M	QPSK	50	0	Bottom Side	5	Full	23330	793	21.79	23.00	1.321	0.01	0.498	0.658