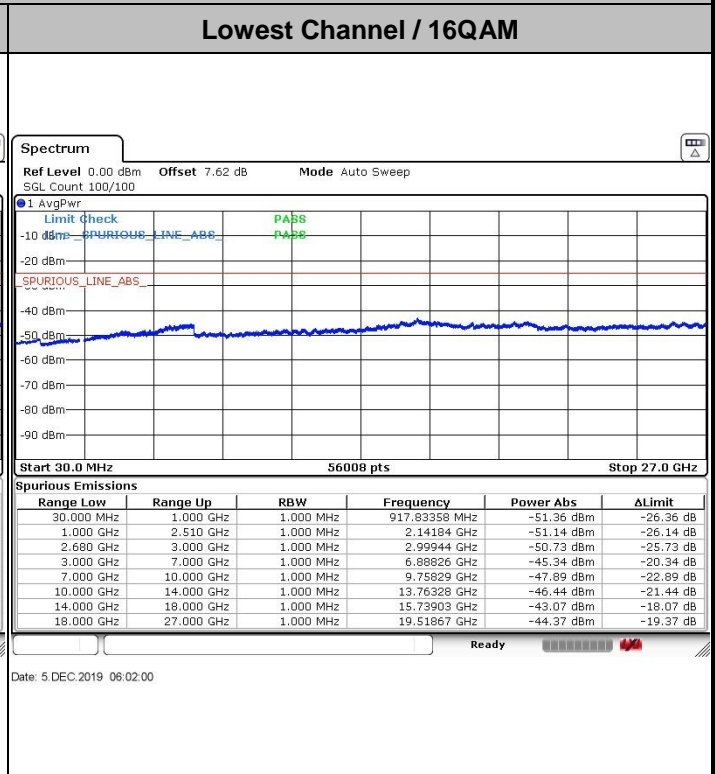
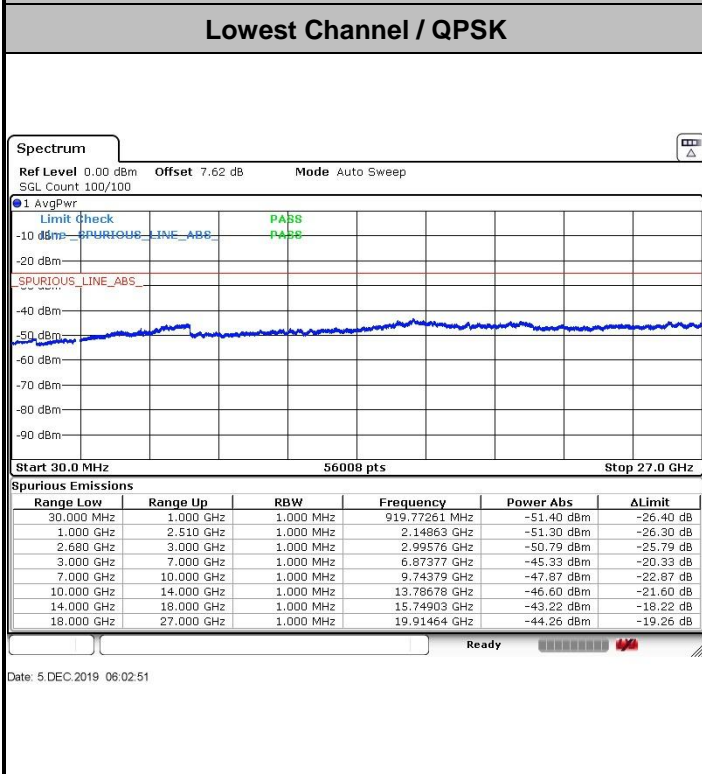


LTE Band 41 / 20MHz

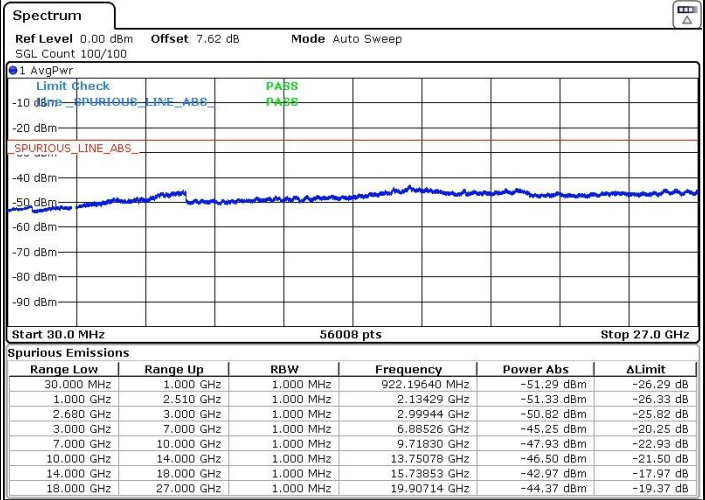
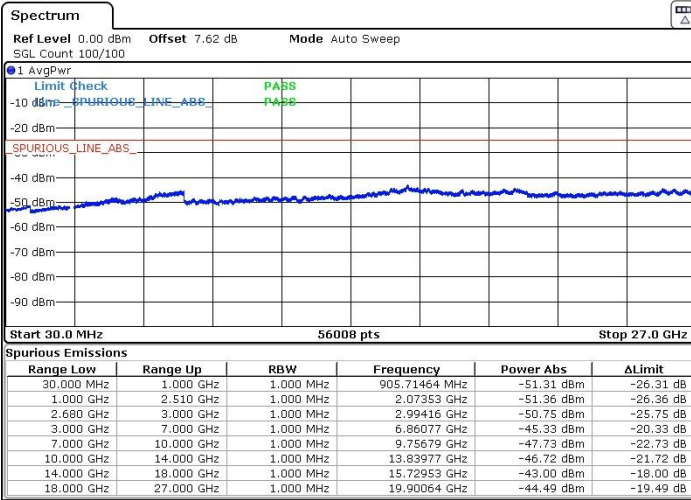




LTE Band 41 / 20MHz

Middle Channel / QPSK

Middle Channel / 16QAM

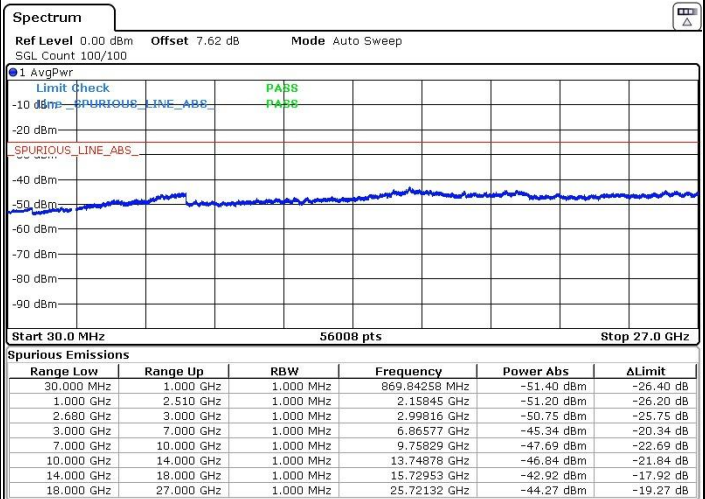
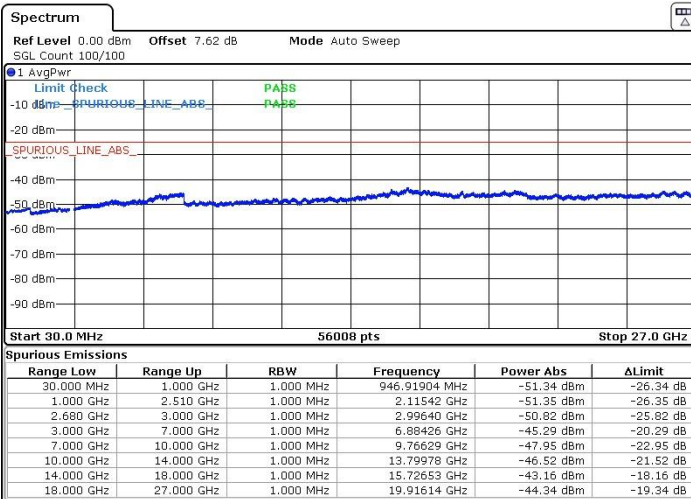


Date: 5 DEC.2019 06:04:59

Date: 5 DEC.2019 06:08:54

Highest Channel / QPSK

Highest Channel / 16QAM



Date: 5 DEC.2019 06:11:17

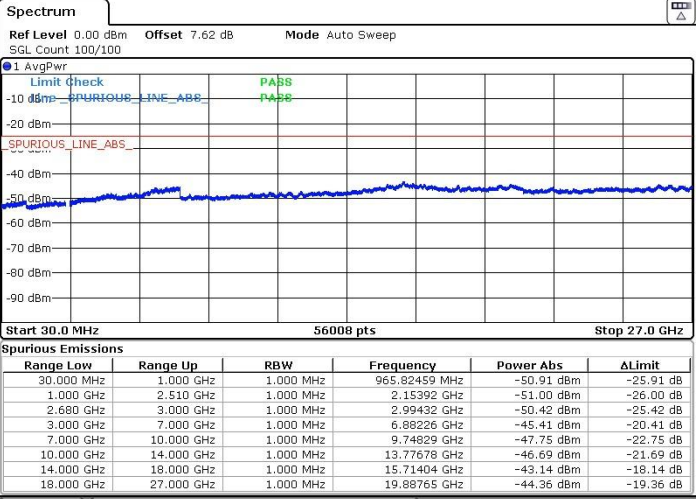
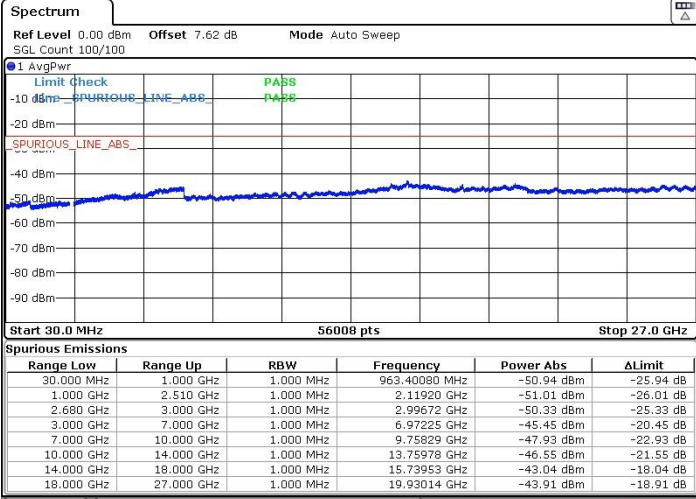
Date: 5 DEC.2019 06:12:09



LTE Band 41 / 5MHz

Lowest Channel / 64QAM

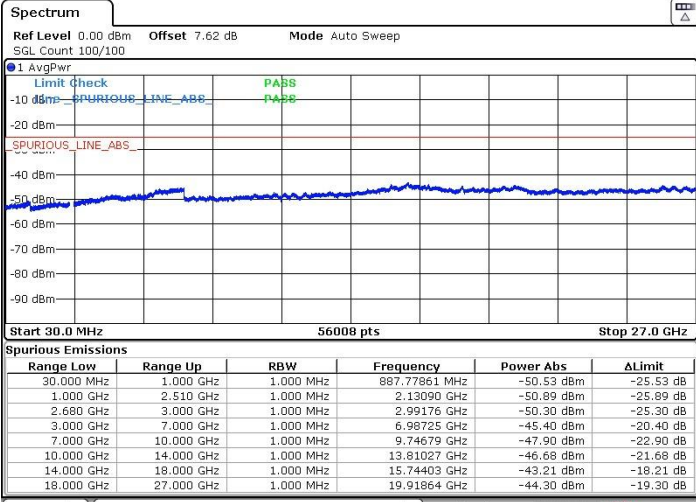
Middle Channel / 64QAM



Date: 6 DEC.2019 01:42:59

Date: 6 DEC.2019 01:44:47

Highest Channel / 64QAM



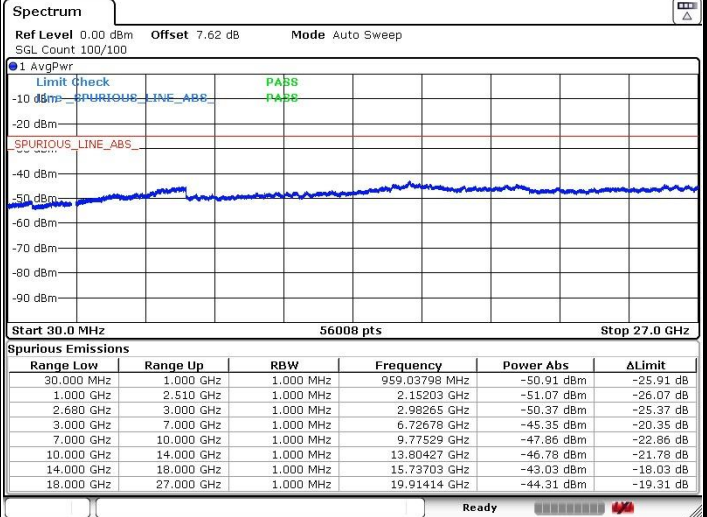
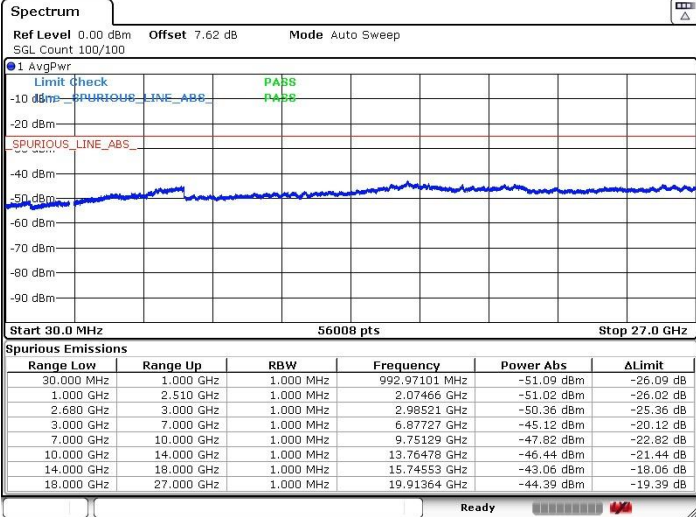
Date: 6 DEC.2019 01:50:00



LTE Band 41 / 10MHz

Lowest Channel / 64QAM

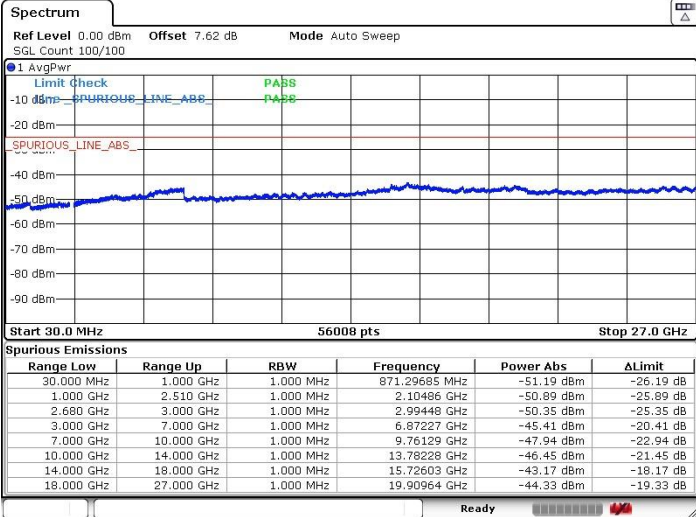
Middle Channel / 64QAM



Date: 6 DEC.2019 02:51:32

Date: 6 DEC.2019 02:52:40

Highest Channel / 64QAM



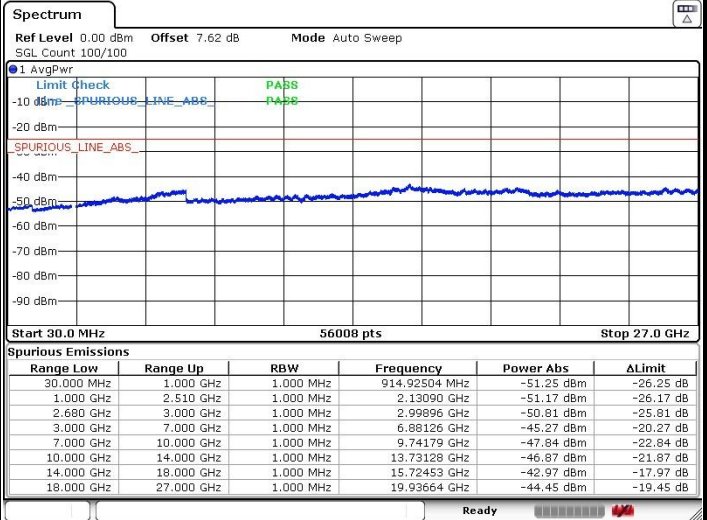
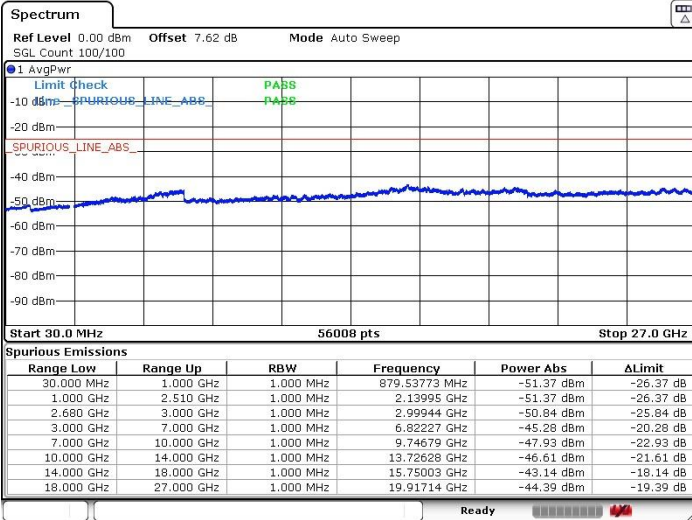
Date: 6 DEC.2019 02:57:34



LTE Band 41 / 15MHz

Lowest Channel / 64QAM

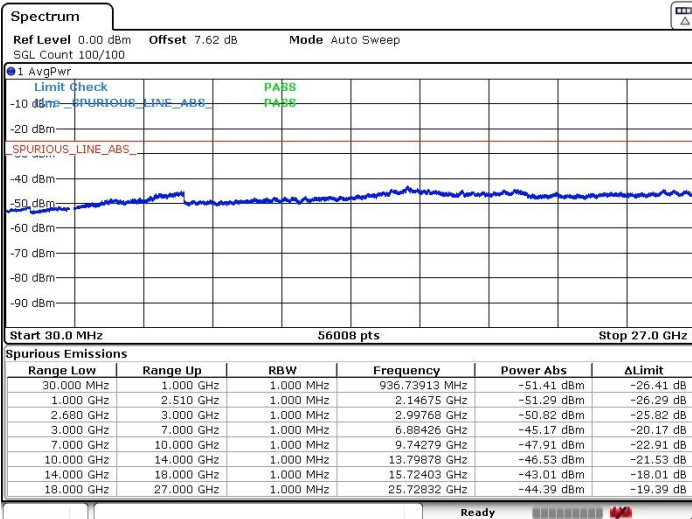
Middle Channel / 64QAM



Date: 5 DEC.2019 05:20:38

Date: 5 DEC.2019 05:24:52

Highest Channel / 64QAM



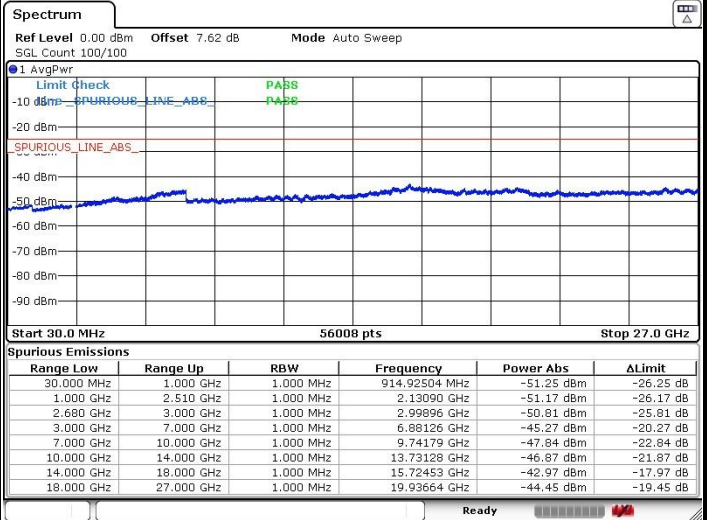
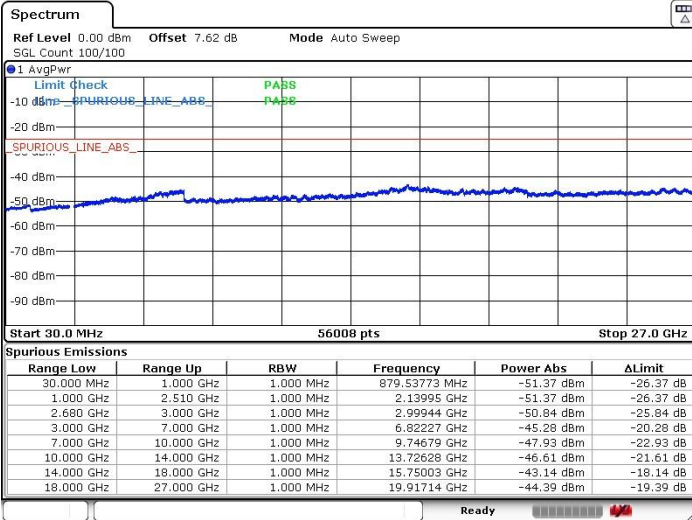
Date: 5 DEC.2019 05:27:47



LTE Band 41 / 20MHz

Lowest Channel / 64QAM

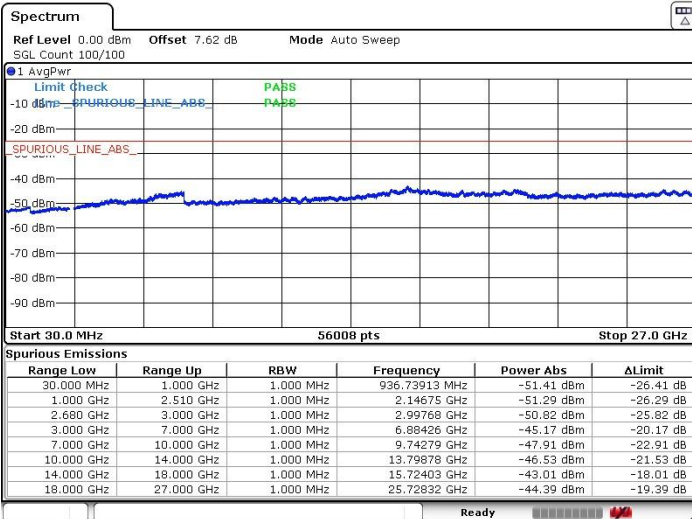
Middle Channel / 64QAM



Date: 5 DEC.2019 05:20:38

Date: 5 DEC.2019 05:24:52

Highest Channel / 64QAM



Date: 5 DEC.2019 05:27:47



Frequency Stability

Test Conditions		LTE Band 41 (QPSK) / Middle Channel	Limit
Temperature (°C)	Voltage (Volt)	BW 10MHz	Note 2.
		Deviation (ppm)	Result
50	Normal Voltage	0.0024	PASS
40	Normal Voltage	0.0028	
30	Normal Voltage	0.0008	
20(Ref.)	Normal Voltage	0.0000	
10	Normal Voltage	0.0019	
0	Normal Voltage	0.0032	
-10	Normal Voltage	0.0002	
-20	Normal Voltage	0.0004	
-30	Normal Voltage	0.0020	
20	Maximum Voltage	0.0006	
20	Normal Voltage	0.0000	
20	Battery End Point	0.0027	

Note:

1. Normal Voltage =3.8 V. ; Battery End Point (BEP) =3.6 V. ; Maximum Voltage =4.4 V.
2. Note: The frequency fundamental emissions stay within the authorized frequency block.



Appendix B. Test Results of Radiated Test

Radiated Spurious Emission

LTE Band 4 / 20MHz / QPSK								
Channel	Frequency (MHz)	EIRP (dBm)	Limit (dBm)	Over Limit (dB)	S.G. Power (dBm)	TX Cable loss (dB)	TX Antenna Gain (dBi)	Polarization (H/V)
Middle	3447	-56.53	-13	-43.53	-67.27	2.604	13.34	H
	5172	-56.22	-13	-43.22	-66.73	3.011	13.52	H
	6900	-52.65	-13	-39.65	-62.85	3.271	13.47	H
	3447	-59.80	-13	-46.80	-70.54	2.604	13.34	V
	5172	-55.80	-13	-42.80	-66.31	3.011	13.52	V
	6900	-52.50	-13	-39.50	-62.70	3.271	13.47	V

Remark: Spurious emissions within 30-1000MHz were found more than 20dB below limit line.

LTE Band 5 / 10MHz / QPSK								
Channel	Frequency (MHz)	ERP (dBm)	Limit (dBm)	Over Limit (dB)	S.G. Power (dBm)	TX Cable loss (dB)	TX Antenna Gain (dBi)	Polarization (H/V)
Middle	1664	-65.44	-13	-52.44	-72.41	1.58	10.70	H
	2496.27	-59.59	-13	-46.59	-67.84	2.102	12.50	H
	3330	-61.70	-13	-48.70	-70.59	2.856	13.90	H
	1664	-64.64	-13	-51.64	-71.61	1.58	10.70	V
	2496	-59.36	-13	-46.36	-67.61	2.10	12.50	V
	3330	-63.62	-13	-50.62	-72.51	2.86	13.90	V

Remark: Spurious emissions within 30-1000MHz were found more than 20dB below limit line.

LTE Band 41 / 20MHz / QPSK								
Channel	Frequency (MHz)	EIRP (dBm)	Limit (dBm)	Over Limit (dB)	S.G. Power (dBm)	TX Cable loss (dB)	TX Antenna Gain (dBi)	Polarization (H/V)
Middle	5172	-66.36	-25	-41.36	-76.57	3.03	13.24	H
	7760	-60.79	-25	-35.79	-70.24	3.56	13.01	H
	10340	-57.93	-25	-32.93	-67.45	3.92	13.44	H
	5172	-66.16	-25	-41.16	-76.37	3.03	13.24	V
	7758.36	-60.38	-25	-35.38	-69.83	3.56	13.01	V
	10340	-58.04	-25	-33.04	-67.56	3.92	13.44	V

Remark: Spurious emissions within 30-1000MHz were found more than 20dB below limit line.



Appendix D. Reference Report

Please refer to Sporton report number FG9O2103B which is issued separately.