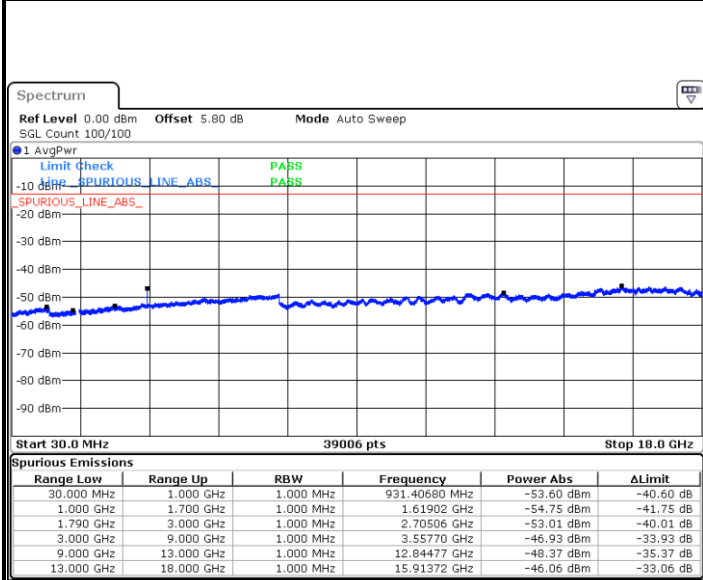




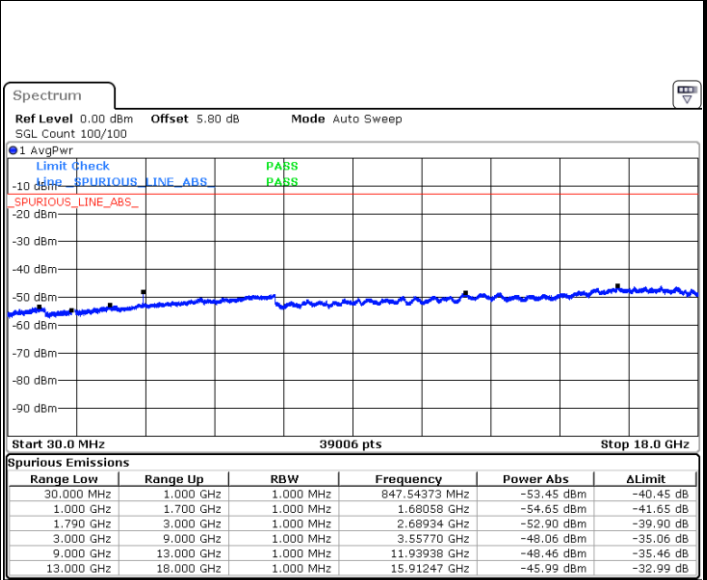
LTE Band 66 / 1.4MHz

Highest Channel / QPSK



Date: 1.NOV.2019 14:45:13

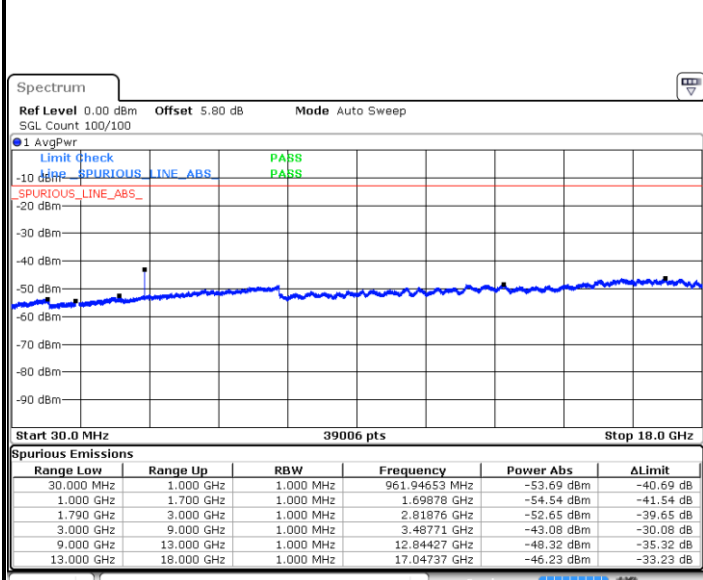
Highest Channel / 16QAM



Date: 1.NOV.2019 14:45:59

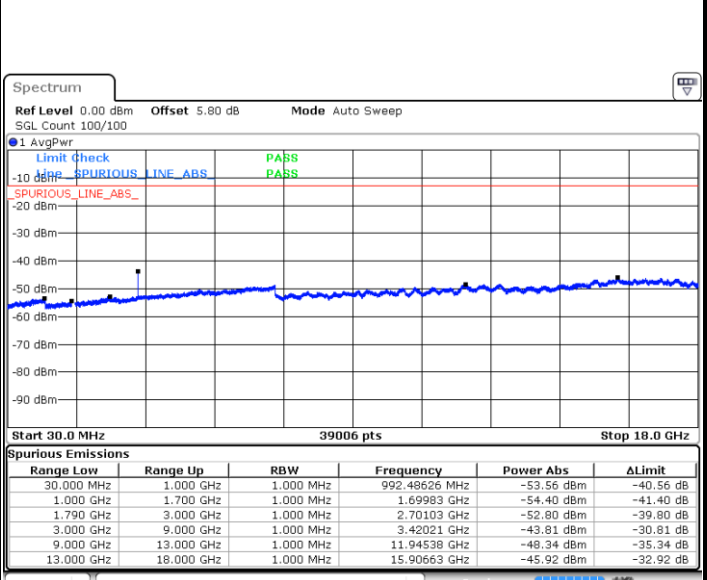
LTE Band 66 / 3MHz

Lowest Channel / QPSK



Date: 1.NOV.2019 15:00:22

Lowest Channel / 16QAM



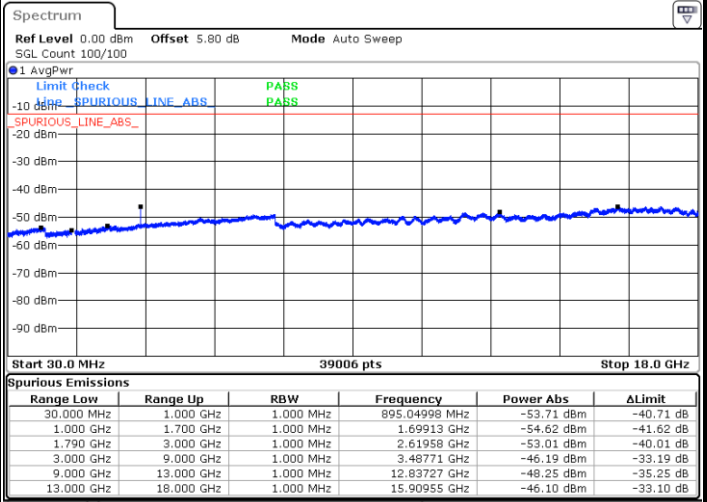
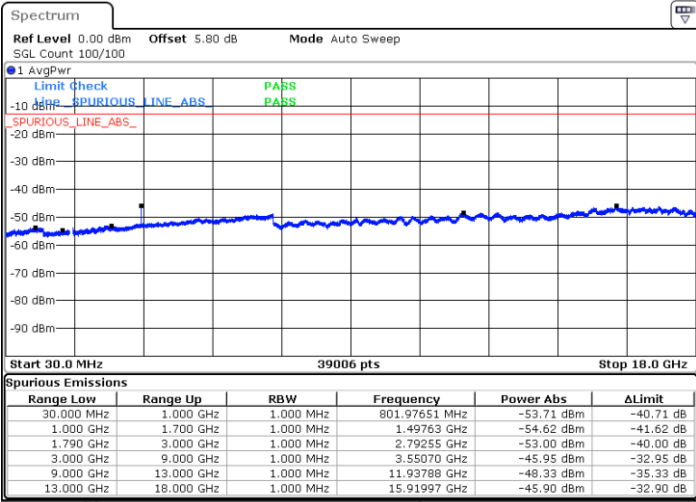
Date: 1.NOV.2019 14:55:53



LTE Band 66 / 3MHz

Middle Channel / QPSK

Middle Channel / 16QAM

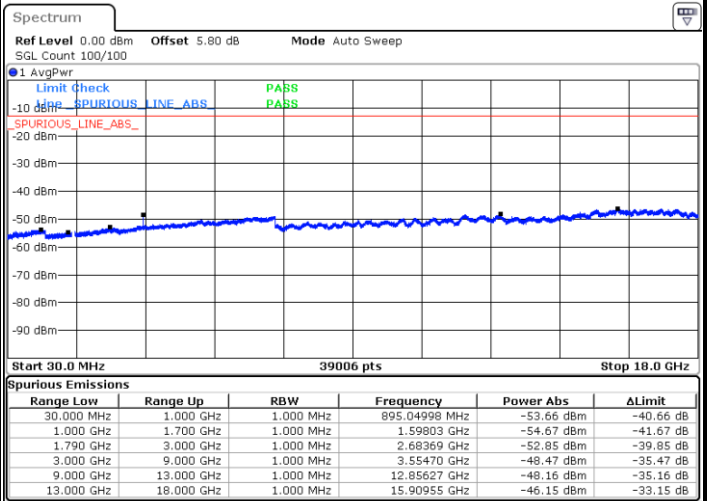
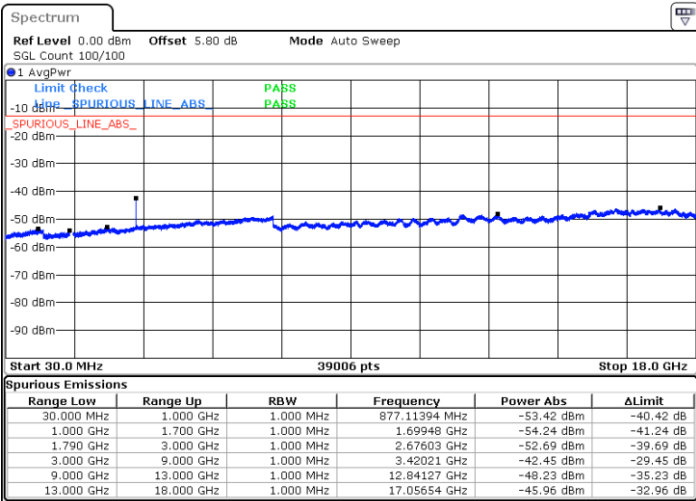


Date: 1.NOV.2019 15:30:29

Date: 1.NOV.2019 15:01:10

Highest Channel / QPSK

Highest Channel / 16QAM



Date: 1.NOV.2019 14:57:14

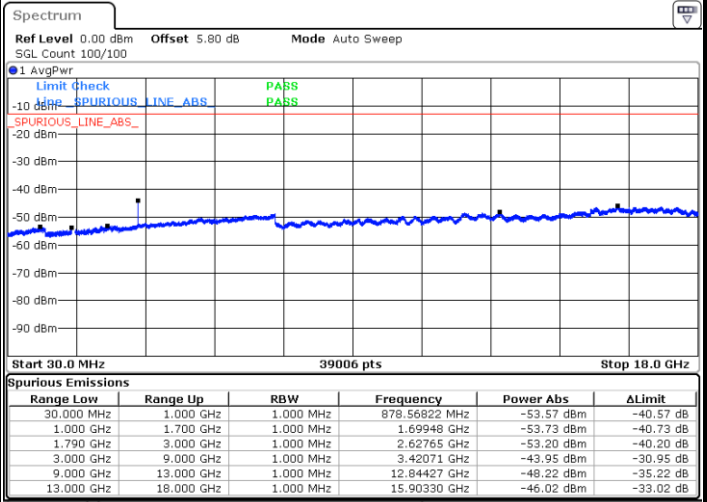
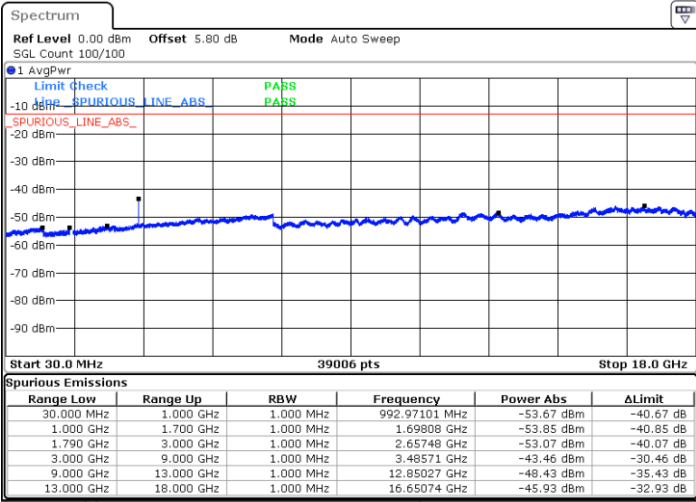
Date: 1.NOV.2019 15:11:15



LTE Band 66 / 5MHz

Lowest Channel / QPSK

Lowest Channel / 16QAM

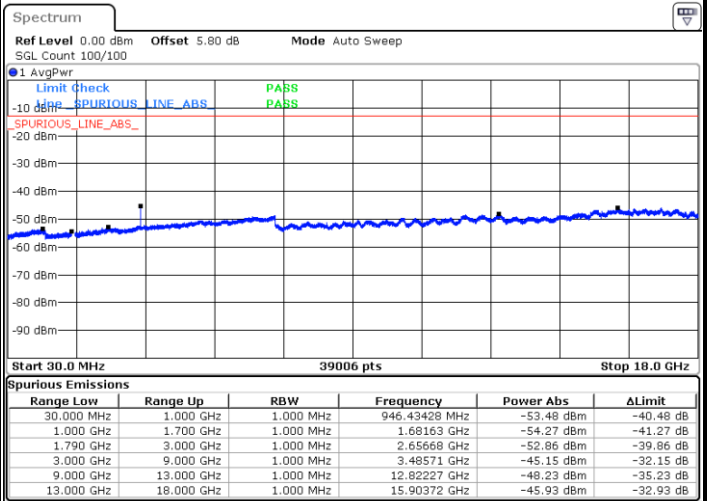
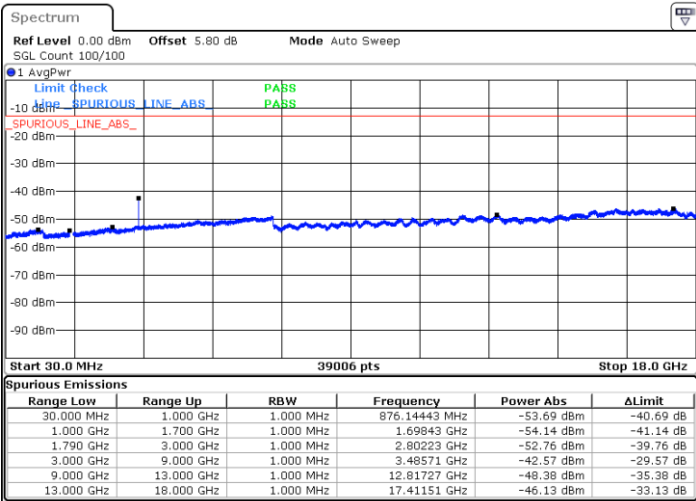


Date: 1.NOV.2019 15:22:29

Date: 1.NOV.2019 15:18:31

Middle Channel / QPSK

Middle Channel / 16QAM



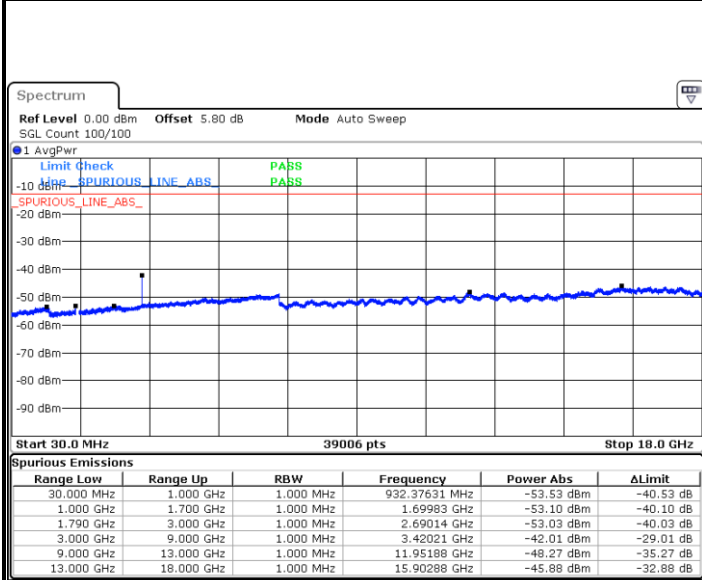
Date: 1.NOV.2019 15:21:43

Date: 1.NOV.2019 15:23:16



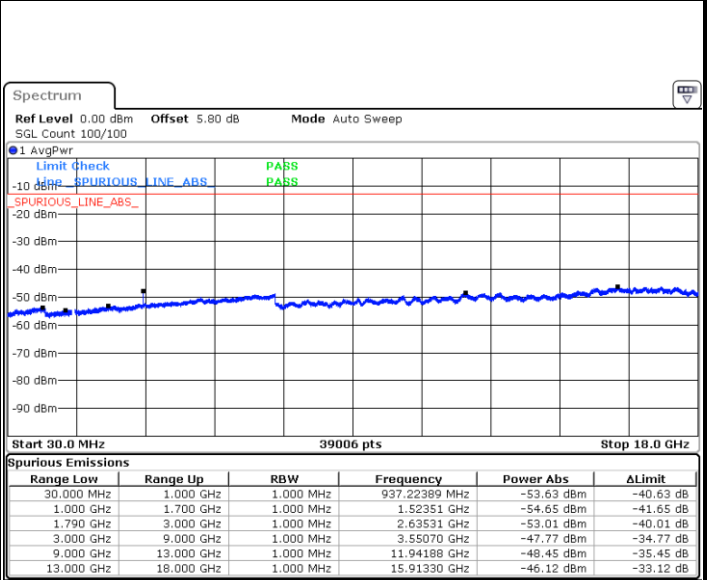
LTE Band 66 / 5MHz

Highest Channel / QPSK



Date: 1.NOV.2019 15:19:36

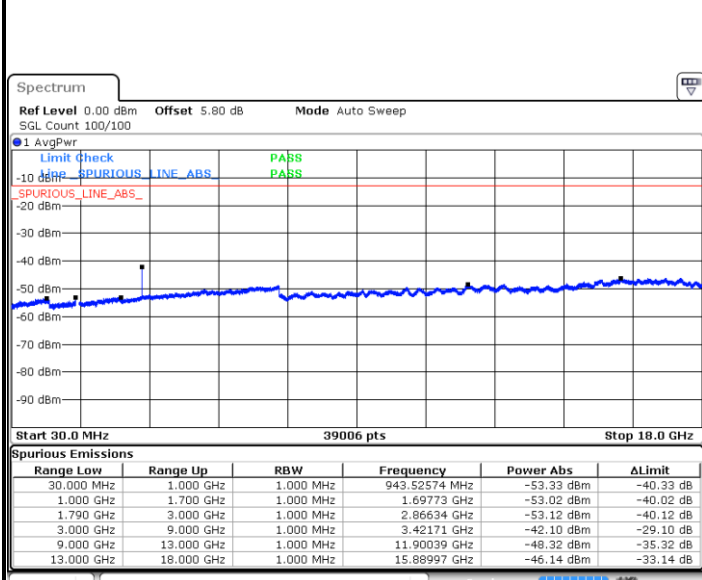
Highest Channel / 16QAM



Date: 1.NOV.2019 15:31:15

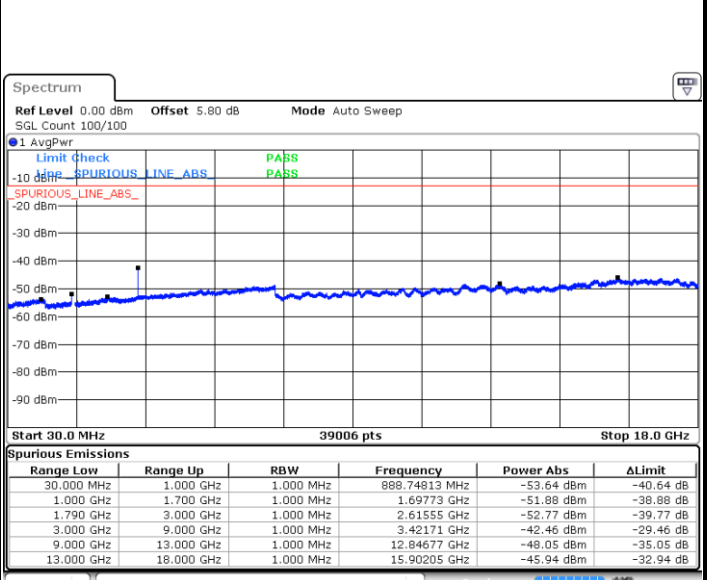
LTE Band 66 / 10MHz

Lowest Channel / QPSK



Date: 1.NOV.2019 15:38:07

Lowest Channel / 16QAM

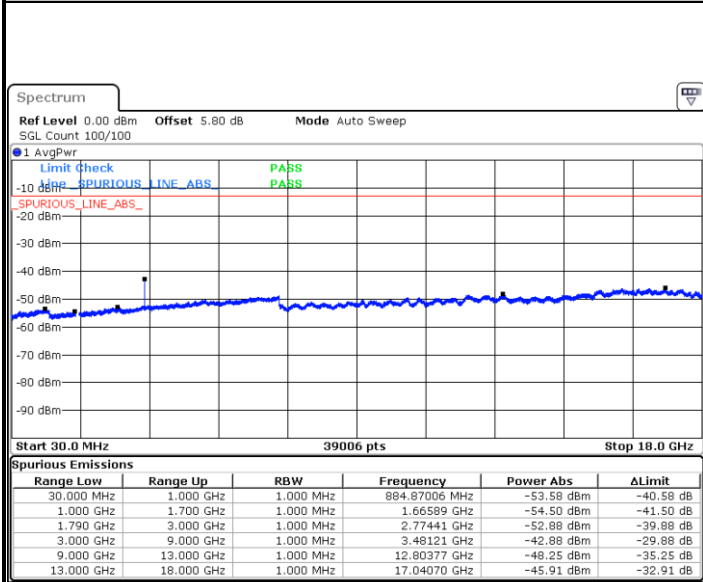


Date: 1.NOV.2019 15:39:05



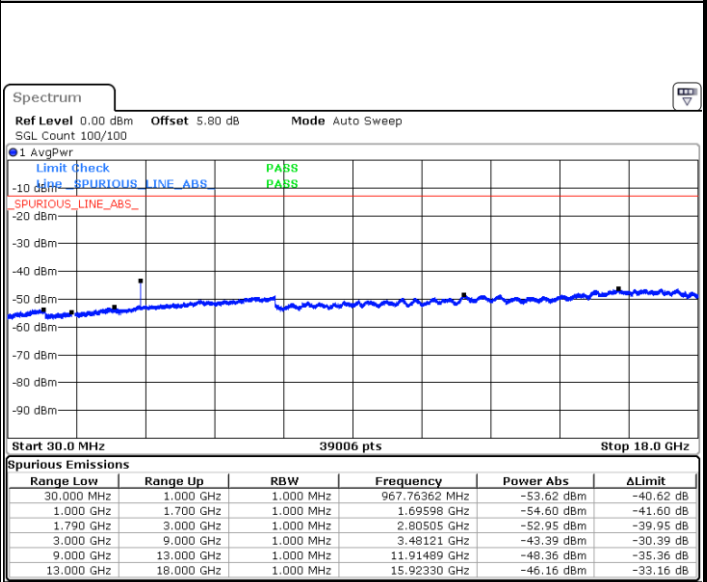
LTE Band 66 / 10MHz

Middle Channel / QPSK



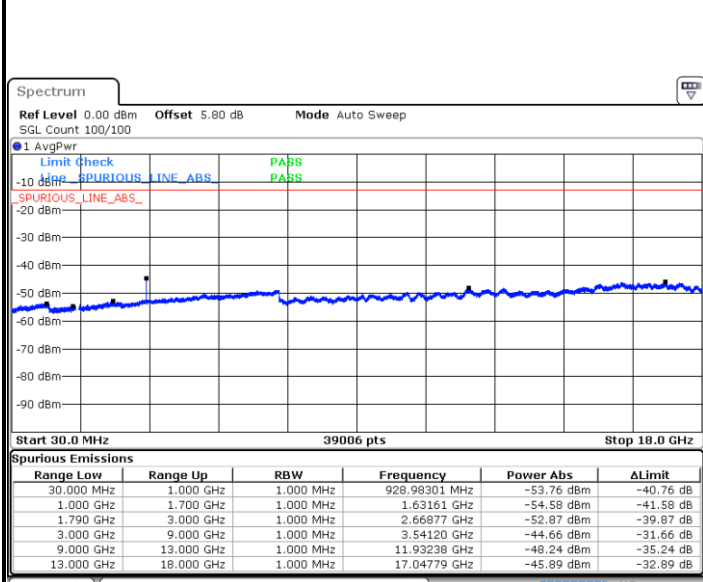
Date: 1.NOV.2019 15:35:58

Middle Channel / 16QAM



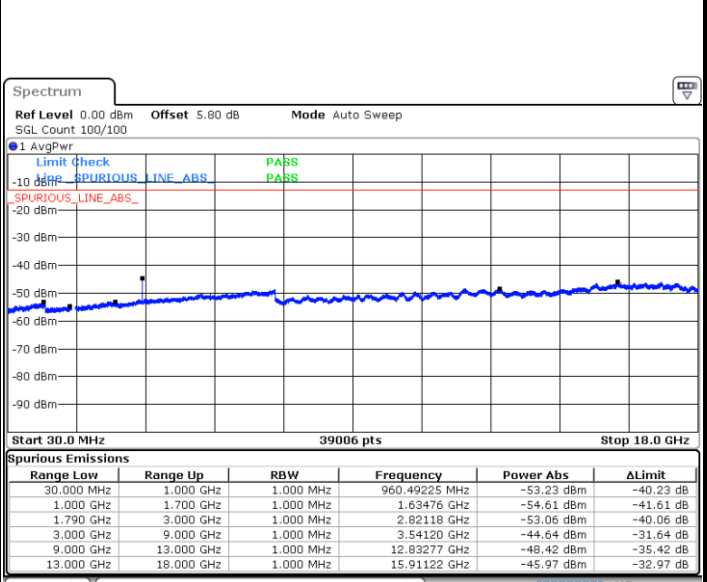
Date: 1.NOV.2019 15:35:05

Highest Channel / QPSK



Date: 1.NOV.2019 15:46:19

Highest Channel / 16QAM



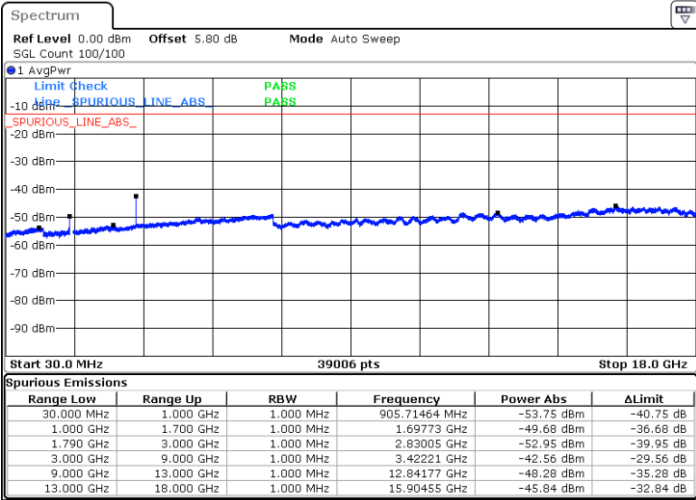
Date: 1.NOV.2019 15:47:06



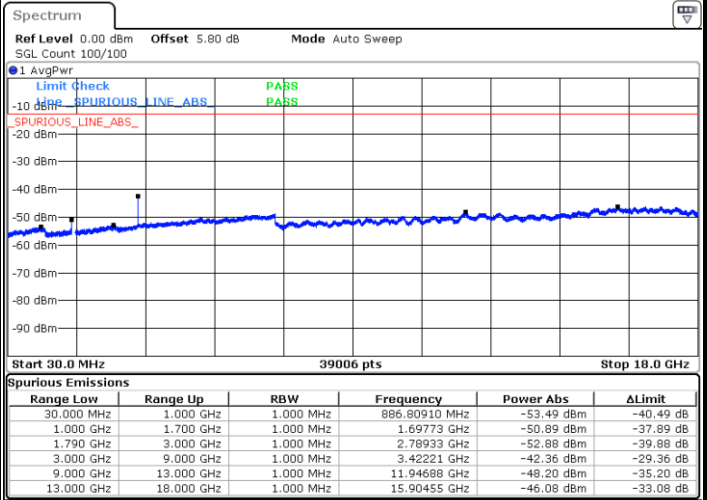
LTE Band 66 / 15MHz

Lowest Channel / QPSK

Lowest Channel / 16QAM



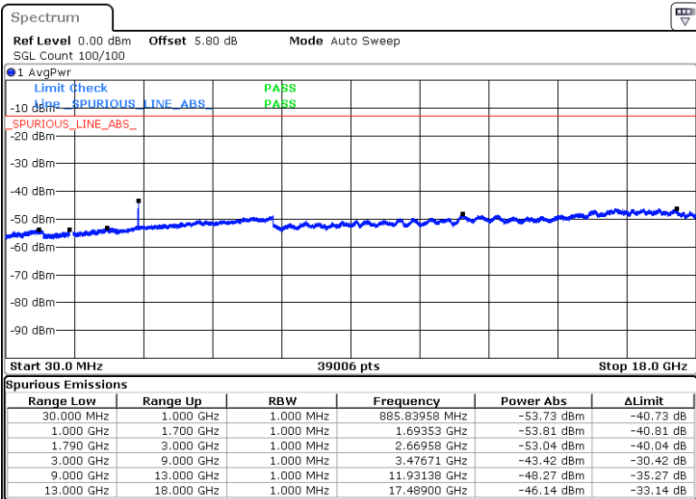
Date: 1.NOV.2019 15:54:55



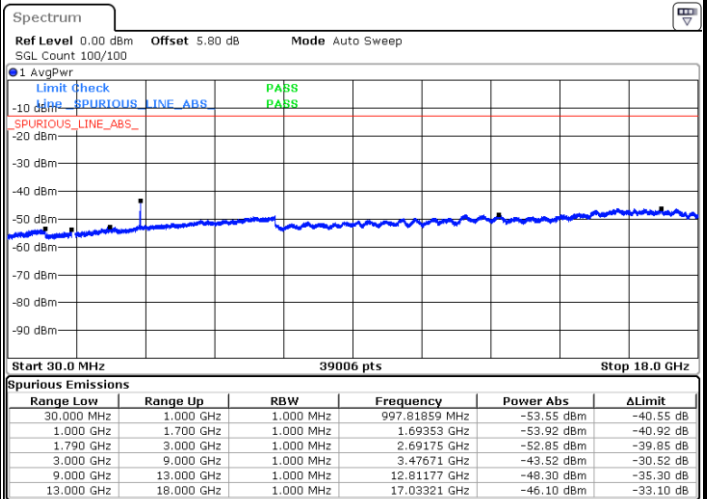
Date: 1.NOV.2019 15:55:54

Middle Channel / QPSK

Middle Channel / 16QAM



Date: 1.NOV.2019 15:50:26

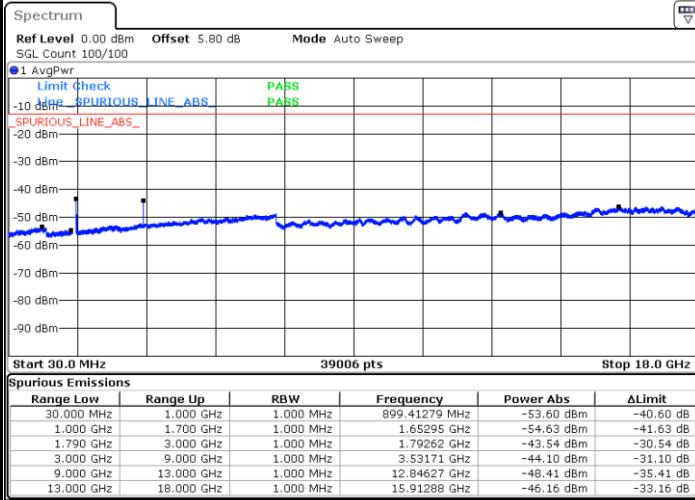


Date: 1.NOV.2019 15:49:43



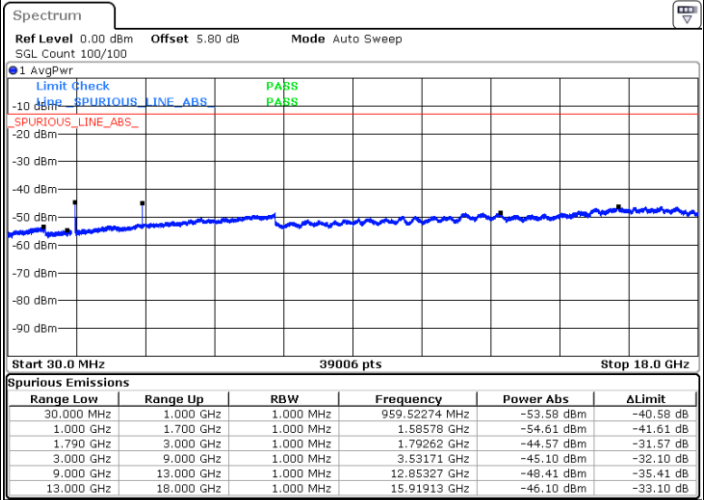
LTE Band 66 / 15MHz

Highest Channel / QPSK



Date: 1.NOV.2019 16:00:23

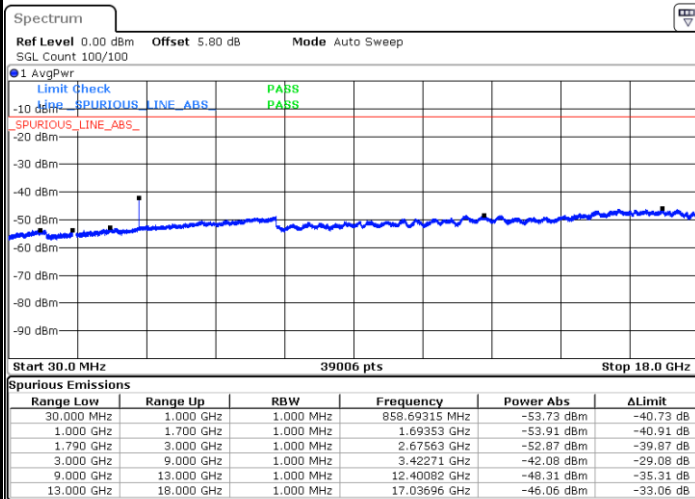
Highest Channel / 16QAM



Date: 1.NOV.2019 15:58:49

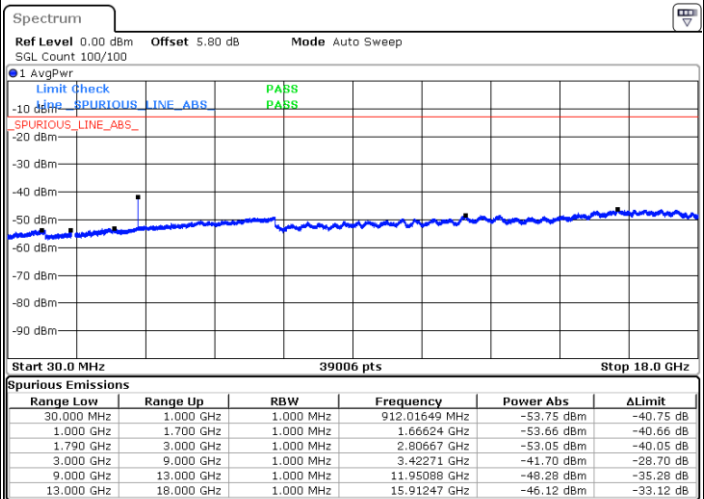
LTE Band 66 / 20MHz

Lowest Channel / QPSK



Date: 1.NOV.2019 16:09:40

Lowest Channel / 16QAM



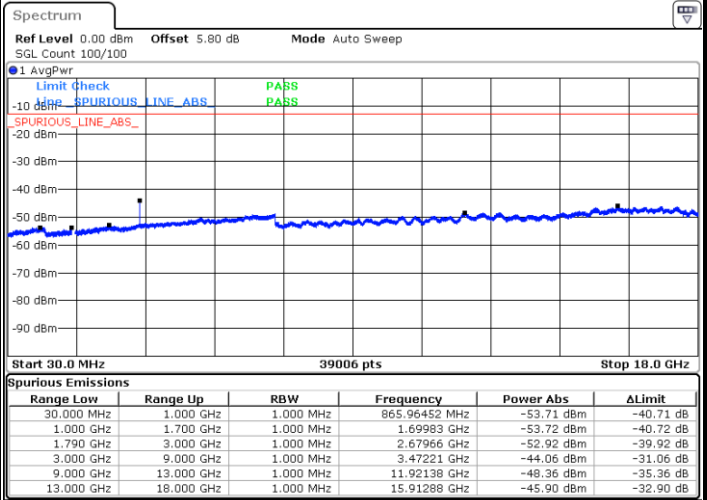
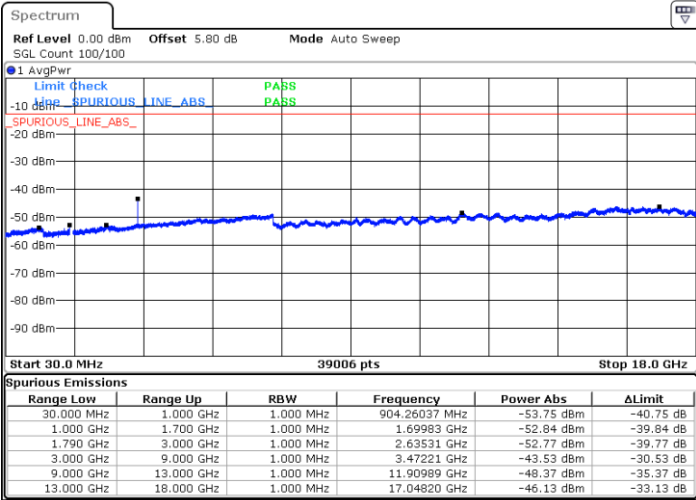
Date: 1.NOV.2019 16:08:31



LTE Band 66 / 20MHz

Middle Channel / QPSK

Middle Channel / 16QAM

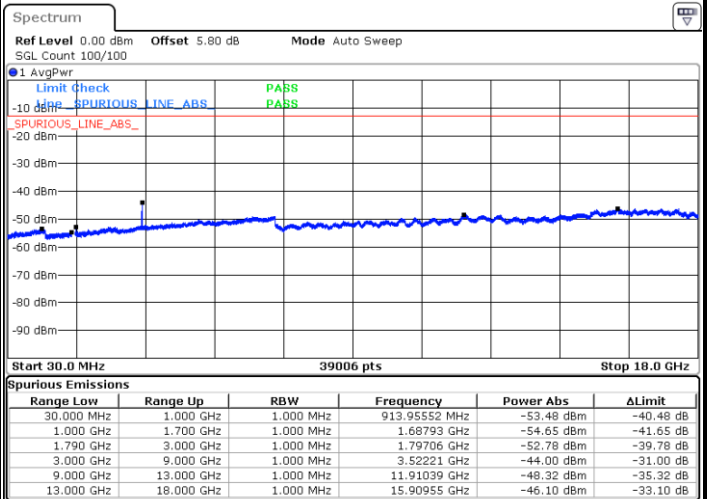
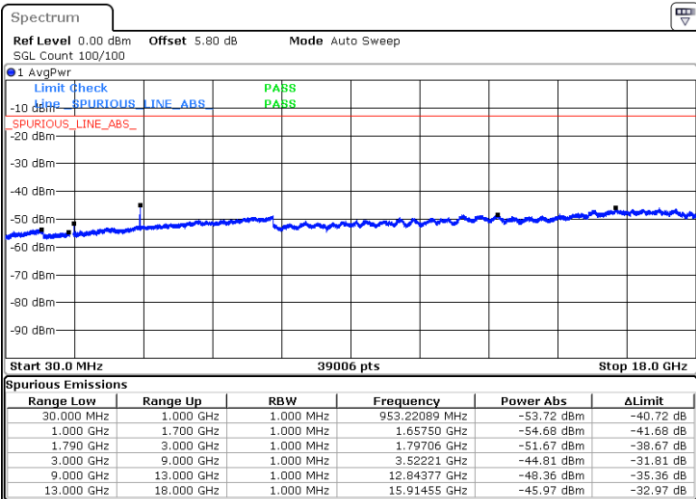


Date: 1.NOV.2019 16:11:16

Date: 1.NOV.2019 16:12:08

Highest Channel / QPSK

Highest Channel / 16QAM



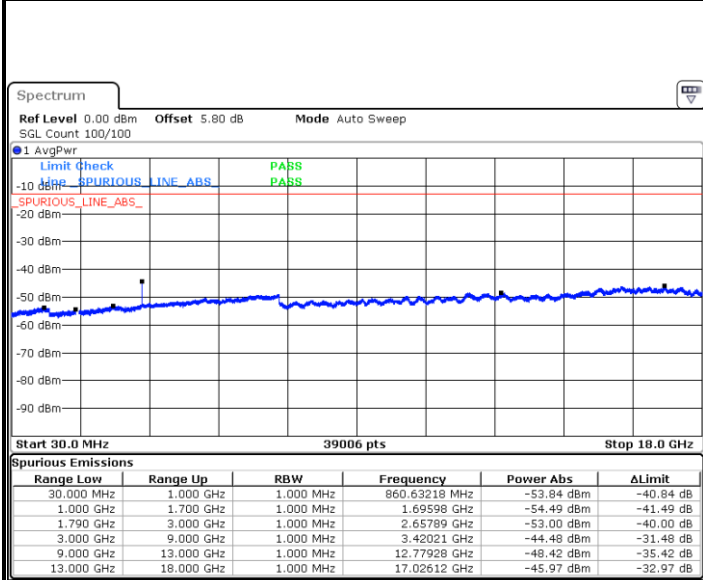
Date: 1.NOV.2019 16:18:50

Date: 1.NOV.2019 16:19:45



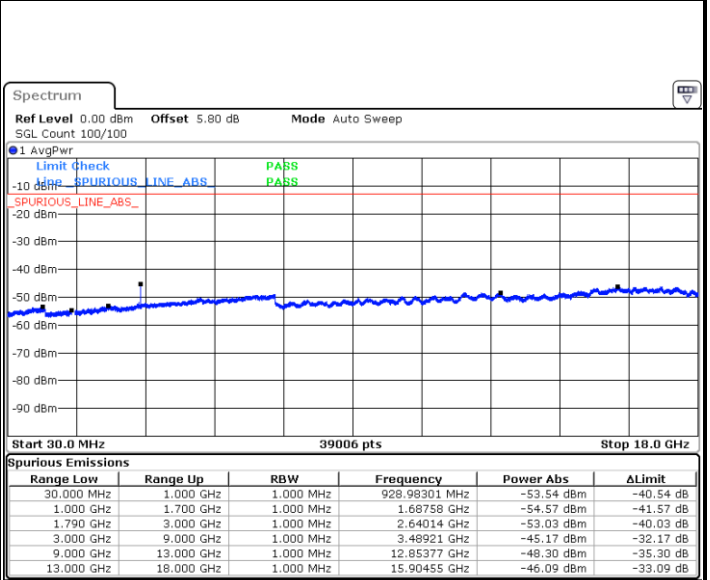
LTE Band 66 / 1.4MHz

Lowest Channel / 64QAM



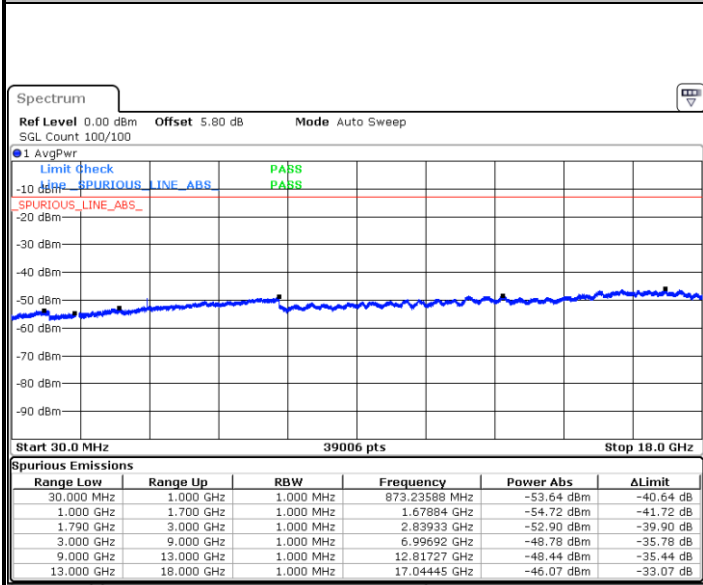
Date: 1.NOV.2019 14:35:49

Middle Channel / 64QAM



Date: 1.NOV.2019 14:36:42

Highest Channel / 64QAM



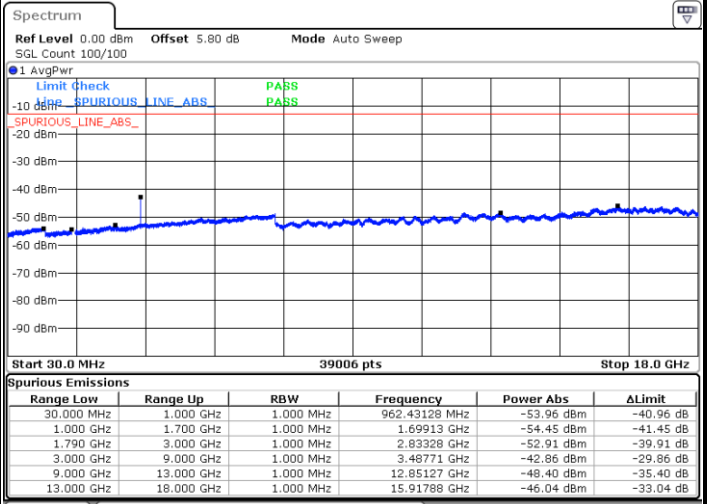
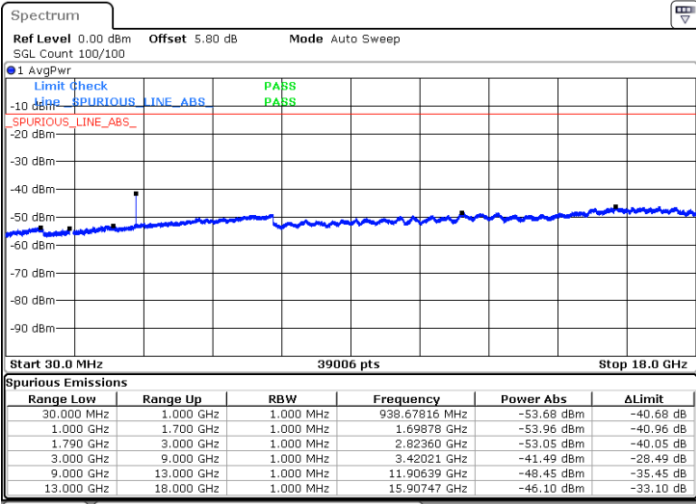
Date: 1.NOV.2019 14:46:48



LTE Band 66 / 3MHz

Lowest Channel / 64QAM

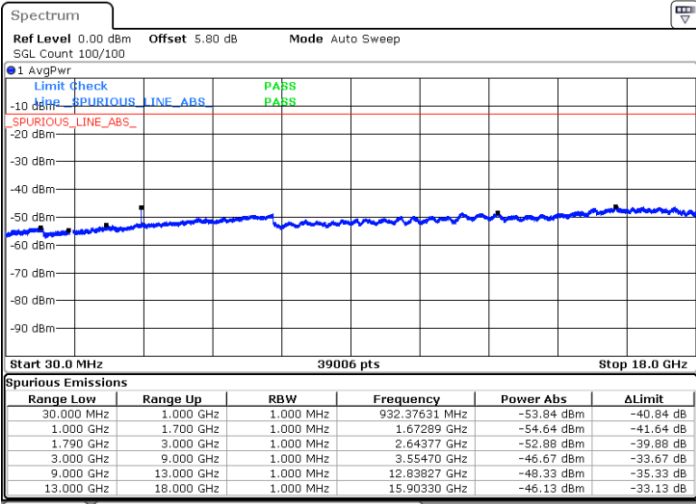
Middle Channel / 64QAM



Date: 1.NOV.2019 14:58:33

Date: 1.NOV.2019 14:59:30

Highest Channel / 64QAM

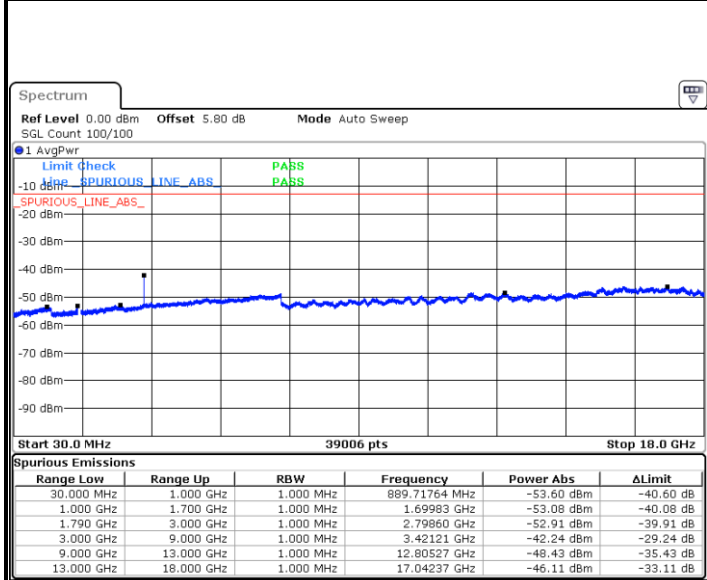


Date: 1.NOV.2019 15:09:39



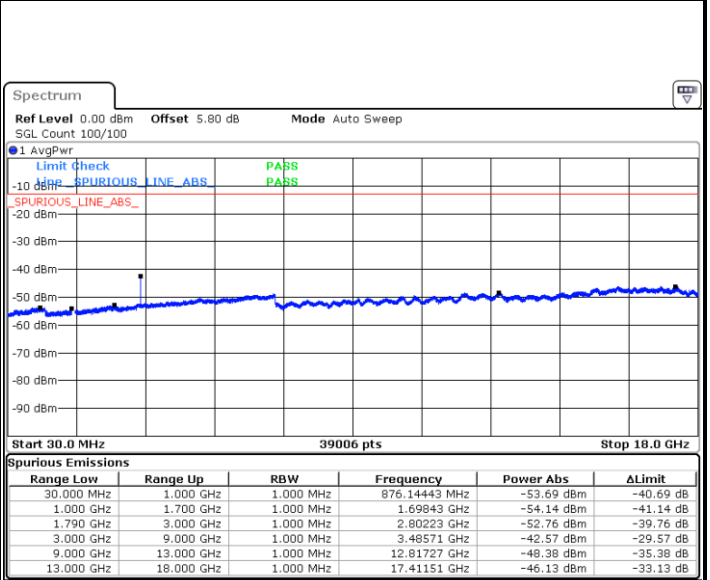
LTE Band 66 / 5MHz

Lowest Channel / 64QAM



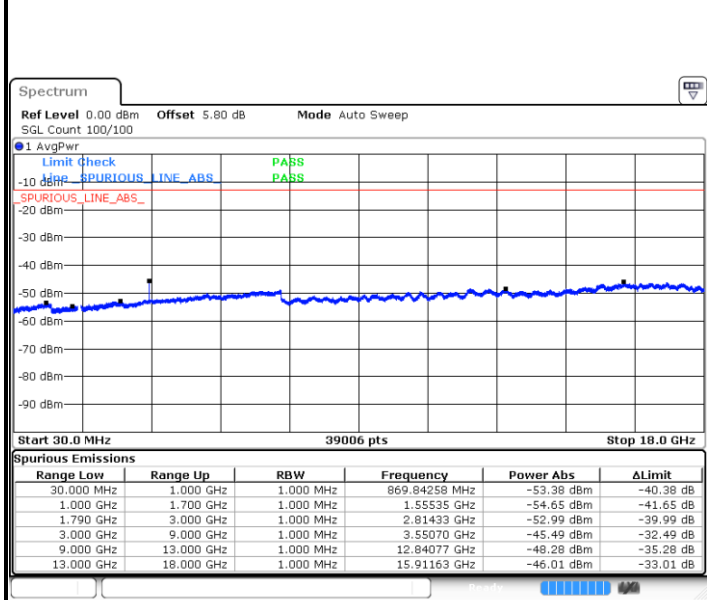
Date: 1.NOV.2019 15:20:34

Middle Channel / 64QAM



Date: 1.NOV.2019 15:21:43

Highest Channel / 64QAM

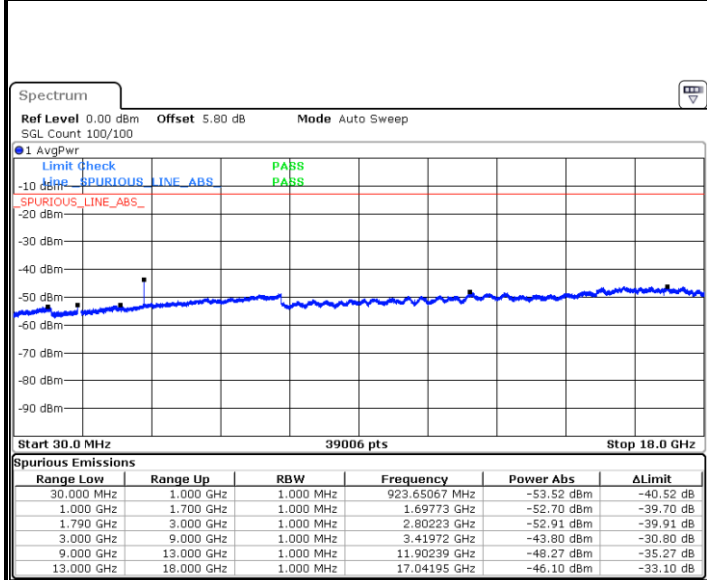


Date: 1.NOV.2019 15:29:40



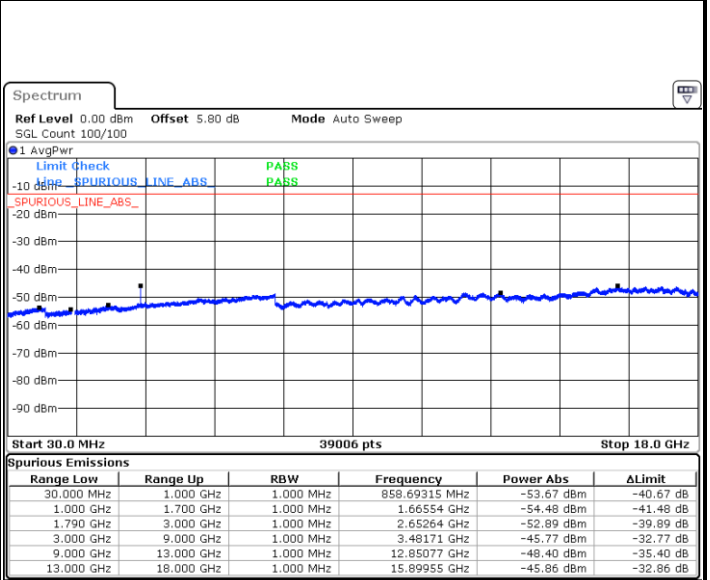
LTE Band 66 / 10MHz

Lowest Channel / 64QAM



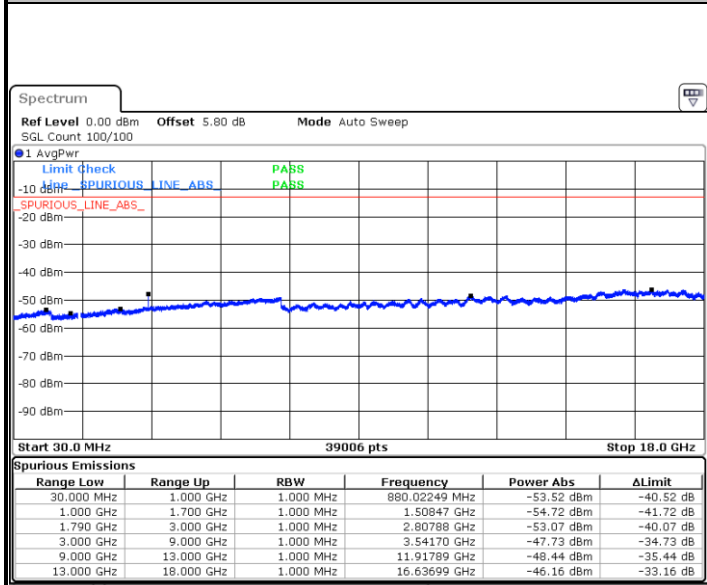
Date: 1.NOV.2019 15:40:05

Middle Channel / 64QAM



Date: 1.NOV.2019 15:34:11

Highest Channel / 64QAM

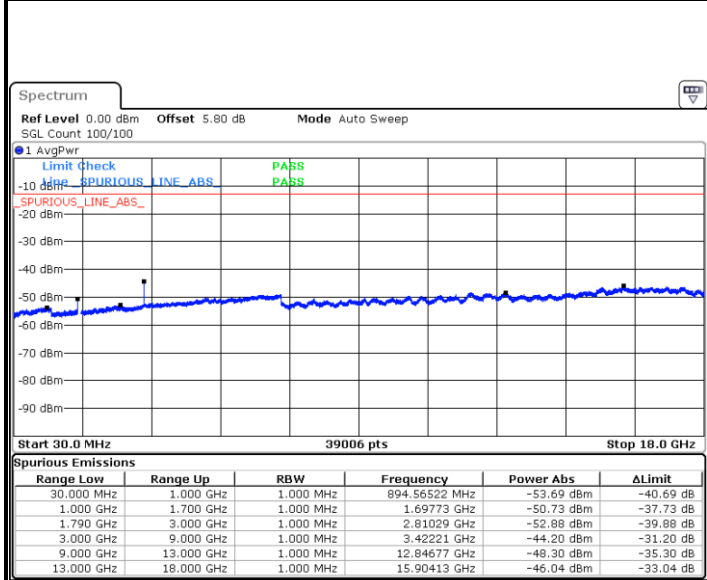


Date: 1.NOV.2019 15:47:50



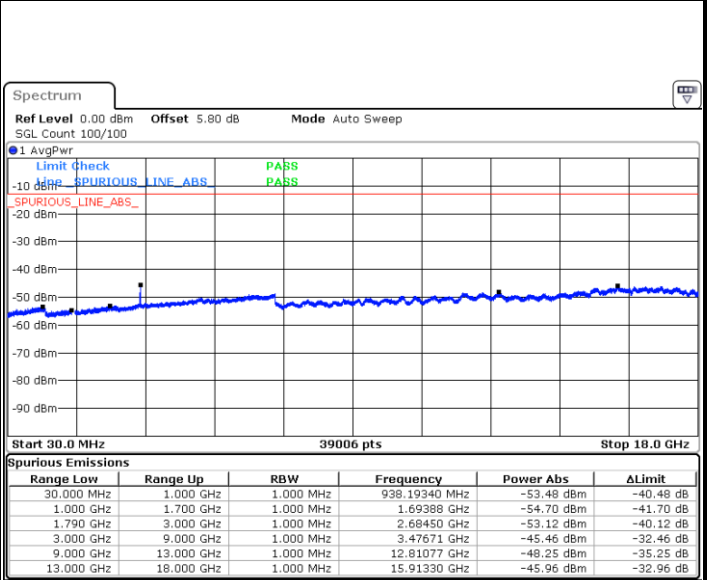
LTE Band 66 / 15MHz

Lowest Channel / 64QAM



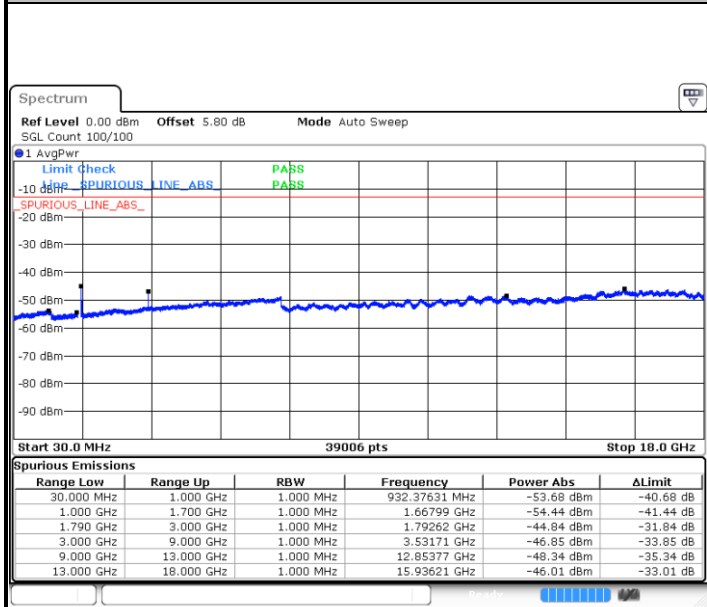
Date: 1.NOV.2019 15:57:07

Middle Channel / 64QAM



Date: 1.NOV.2019 15:48:55

Highest Channel / 64QAM



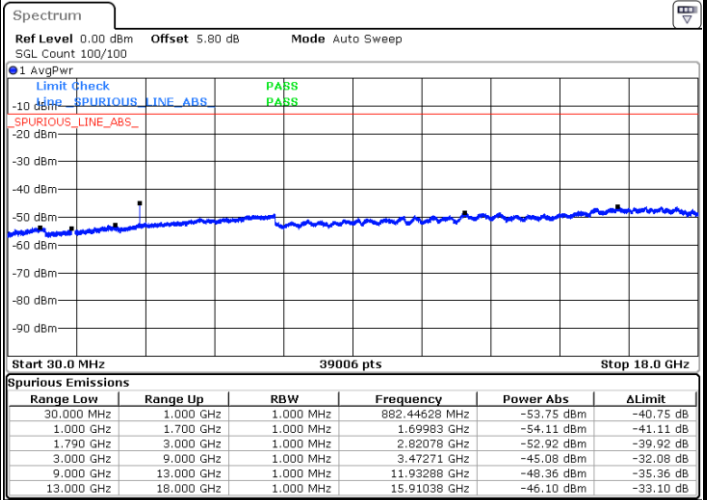
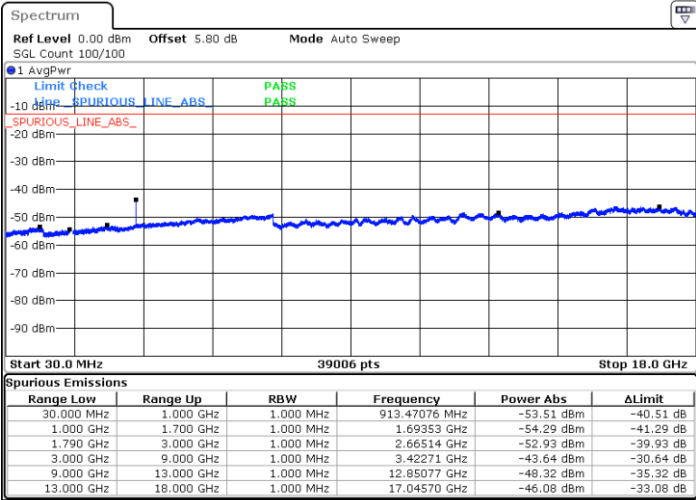
Date: 1.NOV.2019 15:58:02



LTE Band 66 / 20MHz

Lowest Channel / 64QAM

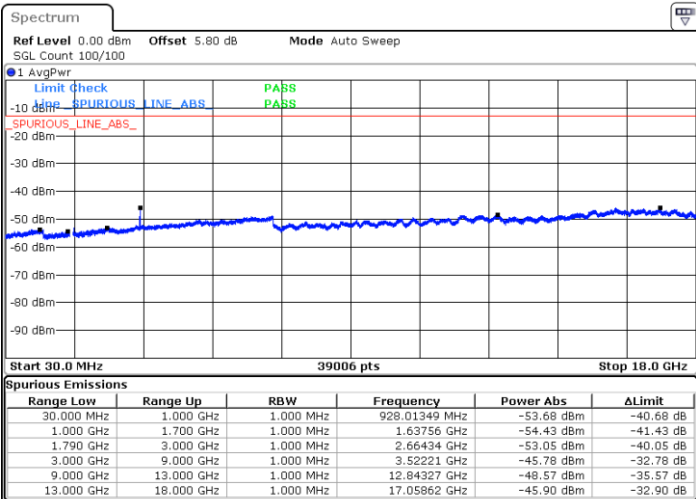
Middle Channel / 64QAM



Date: 1.NOV.2019 16:07:28

Date: 1.NOV.2019 16:13:03

Highest Channel / 64QAM



Date: 1.NOV.2019 16:20:37



Frequency Stability

Test Conditions		LTE Band 66 (QPSK) / Middle Channel	Limit
Temperature (°C)	Voltage (Volt)	BW 10MHz	Note 2.
		Deviation (ppm)	Result
50	Normal Voltage	0.0027	PASS
40	Normal Voltage	0.0022	
30	Normal Voltage	0.0036	
20(Ref.)	Normal Voltage	0.0000	
10	Normal Voltage	0.0043	
0	Normal Voltage	0.0027	
-10	Normal Voltage	0.0036	
-20	Normal Voltage	0.0003	
-30	Normal Voltage	0.0001	
20	Maximum Voltage	0.0017	
20	Normal Voltage	0.0000	
20	Battery End Point	0.0015	

Note:

1. Normal Voltage =3.8 V. ; Battery End Point (BEP) =3.6 V. ; Maximum Voltage =4.4 V.
2. Note: The frequency fundamental emissions stay within the authorized frequency block.



Appendix B. Test Results of Radiated Test

Radiated Spurious Emission

LTE Band 2 / 20MHz / QPSK								
Channel	Frequency (MHz)	EIRP (dBm)	Limit (dBm)	Over Limit (dB)	S.G. Power (dBm)	TX Cable loss (dB)	TX Antenna Gain (dBi)	Polarization (H/V)
Middle	3741	-57.28	-13	-44.28	-69.54	2.641	14.90	H
	5613	-55.80	-13	-42.80	-67.66	2.94	14.80	H
	7488	-49.93	-13	-36.93	-59.70	3.39	13.16	H
	3741	-56.93	-13	-43.93	-69.19	2.64	14.90	V
	5613	-55.57	-13	-42.57	-67.43	2.94	14.80	V
	7488	-49.57	-13	-36.57	-59.34	3.39	13.16	V

Remark: Spurious emissions within 30-1000MHz were found more than 20dB below limit line.

LTE Band 5 / 10MHz / QPSK								
Channel	Frequency (MHz)	EIRP (dBm)	Limit (dBm)	Over Limit (dB)	S.G. Power (dBm)	TX Cable loss (dB)	TX Antenna Gain (dBi)	Polarization (H/V)
Middle	1664	-62.40	-13	-49.40	-69.37	1.58	10.70	H
	2496	-57.59	-13	-44.59	-65.84	2.102	12.50	H
	3330	-63.87	-13	-50.87	-72.76	2.856	13.90	H
	4158	-60.74	-13	-47.74	-69.20	2.689	13.30	H
	1664	-62.77	-13	-49.77	-69.74	1.58	10.70	V
	2496	-56.93	-13	-43.93	-65.18	2.10	12.50	V
	3330	-63.59	-13	-50.59	-72.48	2.86	13.90	V
	4158	-60.98	-13	-47.98	-69.44	2.69	13.30	V

Remark: Spurious emissions within 30-1000MHz were found more than 20dB below limit line.



LTE Band 7 / 20MHz / QPSK								
Channel	Frequency (MHz)	EIRP (dBm)	Limit (dBm)	Over Limit (dB)	S.G. Power (dBm)	TX Cable loss (dB)	TX Antenna Gain (dBi)	Polarization (H/V)
Middle	5052	-56.45	-25	-31.45	-66.66	3.03	13.24	H
	7580	-60.87	-25	-35.87	-70.32	3.56	13.01	H
	10100	-57.45	-25	-32.45	-66.97	3.92	13.44	H
	5052	-58.72	-25	-33.72	-68.93	3.03	13.24	V
	7580	-60.09	-25	-35.09	-69.54	3.56	13.01	V
	10100	-58.70	-25	-33.70	-68.22	3.92	13.44	V

Remark: Spurious emissions within 30-1000MHz were found more than 20dB below limit line.

LTE Band 66 / 20MHz / QPSK								
Channel	Frequency (MHz)	EIRP (dBm)	Limit (dBm)	Over Limit (dB)	S.G. Power (dBm)	TX Cable loss (dB)	TX Antenna Gain (dBi)	Polarization (H/V)
Middle	3471	-61.66	-13	-48.66	-72.40	2.604	13.34	H
	5208	-56.93	-13	-43.93	-67.44	3.011	13.52	H
	6948	-52.81	-13	-39.81	-63.01	3.271	13.47	H
	3471	-61.90	-13	-48.90	-72.64	2.604	13.34	V
	5208	-56.70	-13	-43.70	-67.21	3.011	13.52	V
	6948	-52.31	-13	-39.31	-62.51	3.271	13.47	V

Remark: Spurious emissions within 30-1000MHz were found more than 20dB below limit line.