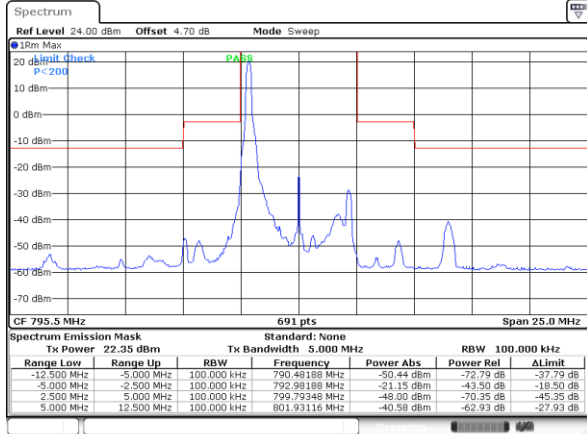


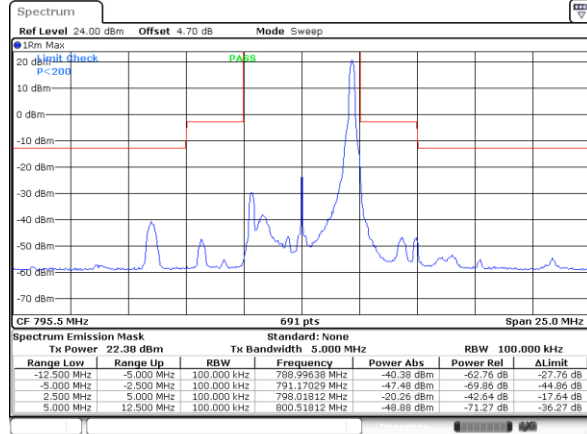


LTE Band 14 / 5MHz / QPSK

Highest Channel / 1RB

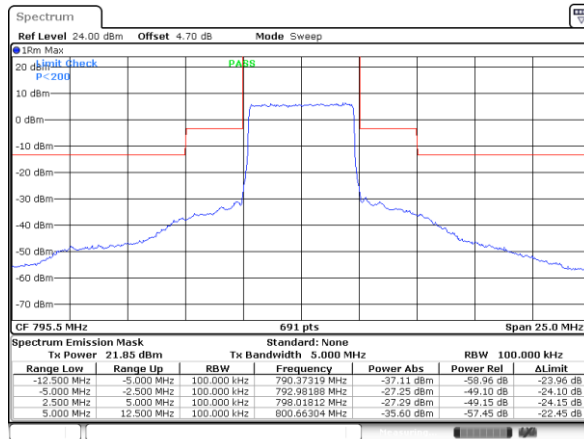


Date: 11 FEB 2020 04:36:06



Date: 11 FEB 2020 04:36:36

Highest Channel / Full RB

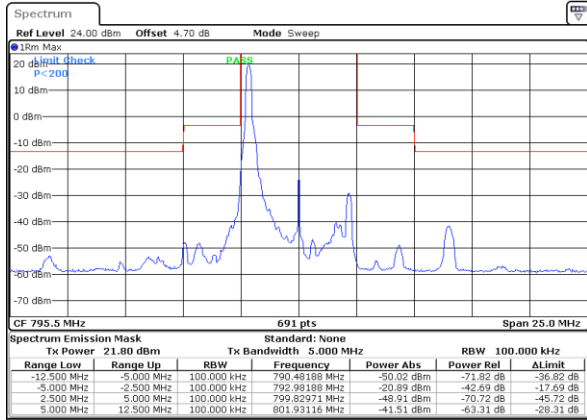


Date: 11 FEB 2020 04:34:36

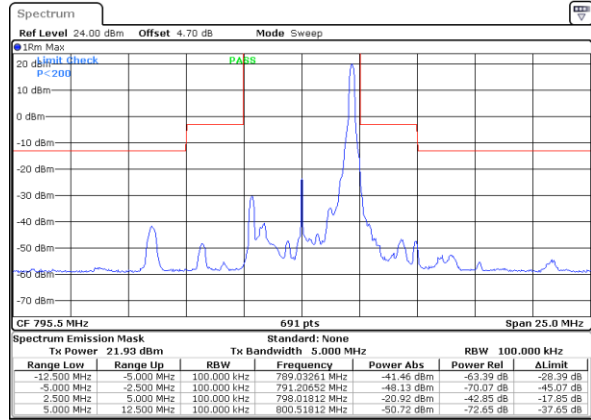


LTE Band 14 / 5MHz / 16QAM

Highest Channel / 1RB

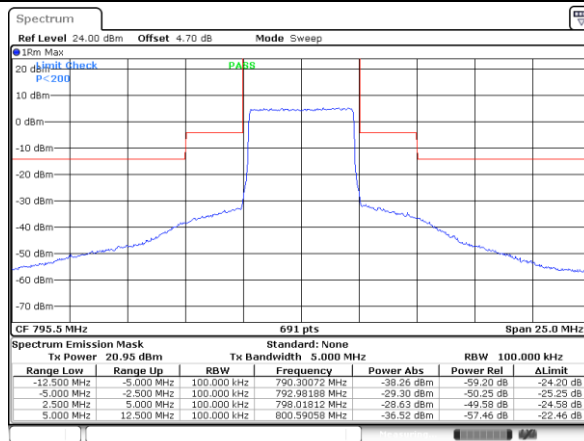


Date: 11 FEB 2020 04:35:36



Date: 11 FEB 2020 04:37:06

Highest Channel / Full RB

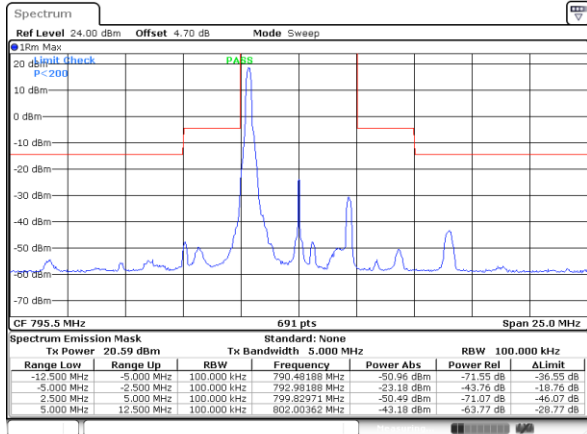


Date: 11 FEB 2020 04:35:06

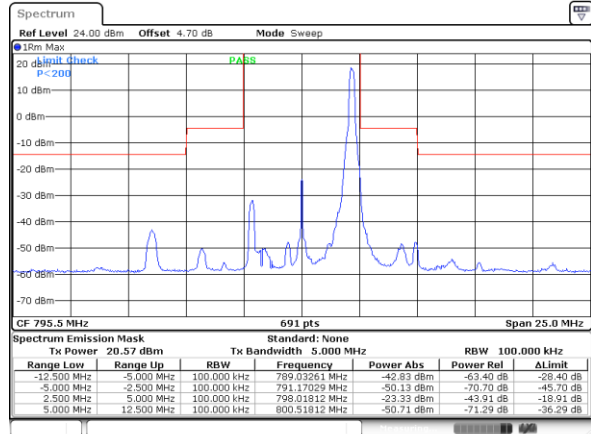


LTE Band 14 / 5MHz / 64QAM

Highest Channel / 1RB

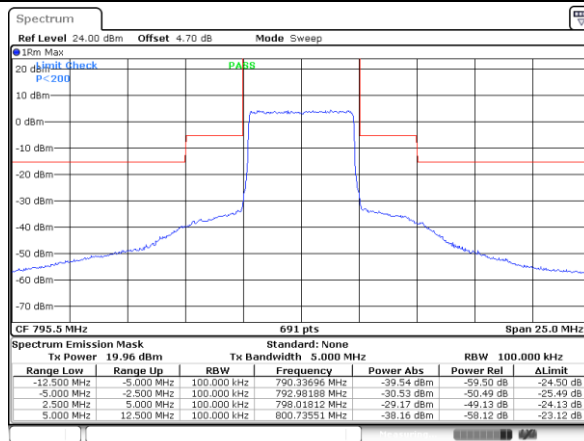


Date: 11 FEB 2020 05:17:46



Date: 11 FEB 2020 05:18:16

Highest Channel / Full RB

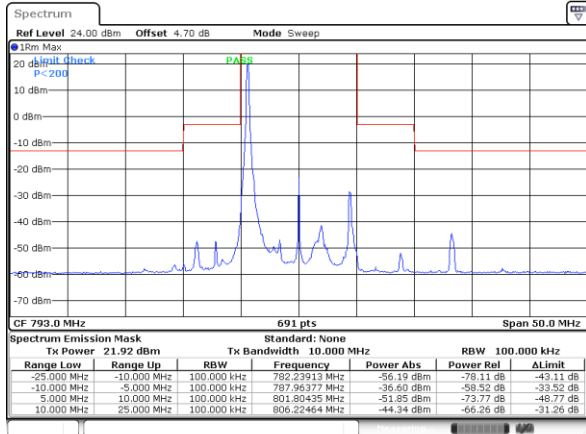


Date: 11 FEB 2020 05:17:16

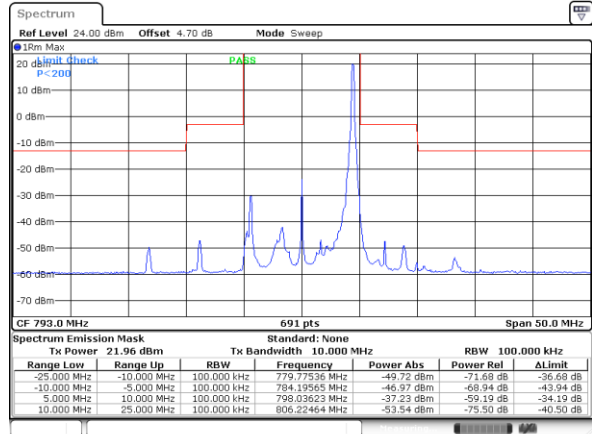


LTE Band 14 / 10MHz / QPSK

Middle Channel / 1RB

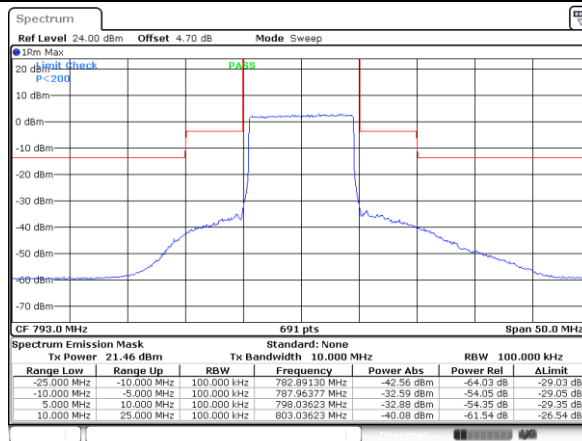


Date: 11 FEB 2020 04:38:36



Date: 11 FEB 2020 04:38:06

Middle Channel / Full RB

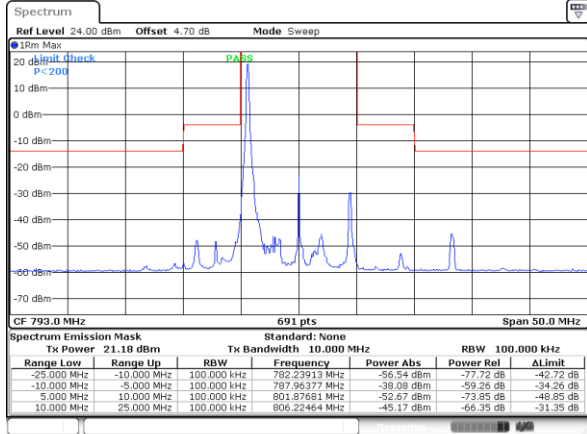


Date: 11 FEB 2020 04:40:06

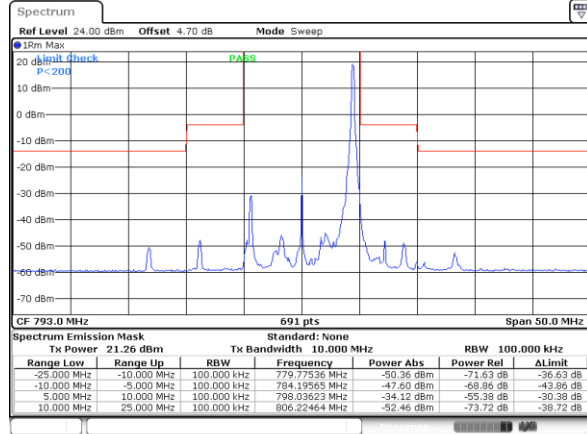


LTE Band 14 / 10MHz / 16QAM

Middle Channel / 1RB

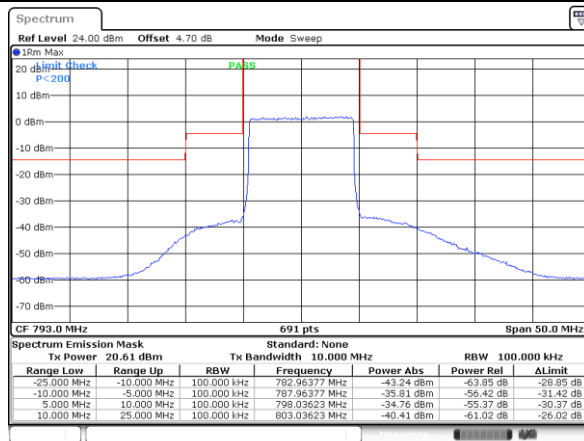


Date: 11 FEB 2020 04:39:06



Date: 11 FEB 2020 04:37:36

Middle Channel / Full RB

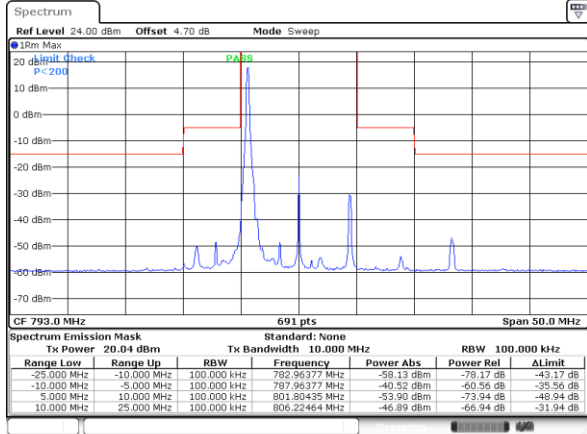


Date: 11 FEB 2020 04:39:36

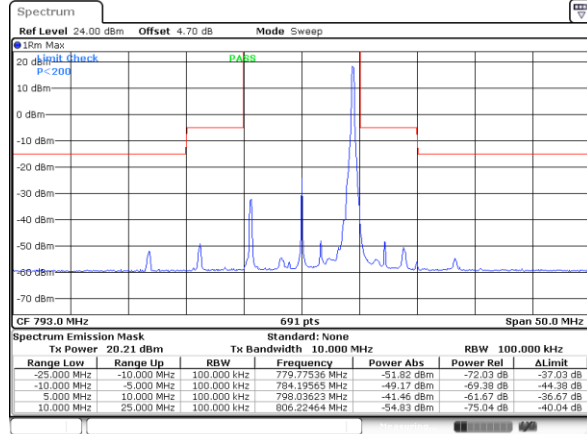


LTE Band 14 / 10MHz / 64QAM

Middle Channel / 1RB

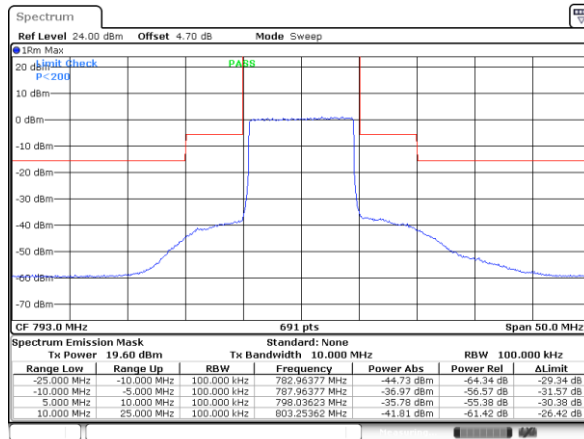


Date: 11 FEB 2020 05:19:16



Date: 11 FEB 2020 05:18:46

Middle Channel / Full RB



Date: 11 FEB 2020 05:19:46

## Frequency Stability

Test Conditions		LTE Band 14 (QPSK) / Middle Channel	Limit
Temperature (°C)	Voltage (Volt)	BW 10MHz	1.25ppm
		Deviation (ppm)	Result
50	Normal Voltage	0.0020	PASS
40	Normal Voltage	0.0021	
30	Normal Voltage	0.0013	
20(Ref.)	Normal Voltage	0.0000	
10	Normal Voltage	0.0022	
0	Normal Voltage	0.0019	
-10	Normal Voltage	0.0008	
-20	Normal Voltage	0.0025	
-30	Normal Voltage	0.0022	
20	Maximum Voltage	0.0011	
20	Normal Voltage	0.0000	
20	Battery End Point	0.0004	

**Note:** Normal Voltage =3.8 V. ; Battery End Point (BEP) =3.4 V. ; Maximum Voltage =4.4 V.



### Appendix B. Test Results of Radiated Test

#### Field Strength of Spurious Radiated

LTE Band 14 / 5MHz / QPSK								
Channel	Frequency ( MHz )	ERP ( dBm )	Limit ( dBm )	Over Limit ( dB )	S.G. Power ( dBm )	TX Cable loss ( dB )	TX Antenna Gain (dBi)	Polarization (H/V)
Lowest	1576.00	-65.68	-42.15	-23.53	-68.31	1.09	5.87	H
	2366.00	-61.62	-13	-48.62	-64.02	1.37	5.92	H
	3156.00	-60.65	-13	-47.65	-64.54	1.64	7.68	H
	1576.68	-65.34	-42.15	-23.19	-67.97	1.09	5.87	V
	2366.00	-60.42	-13	-47.42	-62.82	1.37	5.92	V
	3156.00	-60.48	-13	-47.48	-64.37	1.64	7.68	V
Middle	1582.00	-64.93	-42.15	-22.78	-67.56	1.09	5.87	H
	2372.00	-60.98	-13	-47.98	-63.38	1.37	5.92	H
	3162.00	-60.62	-13	-47.62	-64.51	1.64	7.68	H
	1582.00	-64.92	-42.15	-22.77	-67.55	1.09	5.87	V
	2372.00	-60.01	-13	-47.01	-62.41	1.37	5.92	V
	3162.00	-59.96	-13	-46.96	-63.85	1.64	7.68	V
Highest	1586.00	-65.47	-42.15	-23.32	-68.10	1.09	5.87	H
	2380.00	-61.15	-13	-48.15	-63.55	1.37	5.92	H
	3174.00	-61.08	-13	-48.08	-64.97	1.64	7.68	H
	1586.00	-65.40	-42.15	-23.25	-68.03	1.09	5.87	V
	2380.00	-60.54	-13	-47.54	-62.94	1.37	5.92	V
	3174.00	-60.76	-13	-47.76	-64.65	1.64	7.68	V

Remark: Spurious emissions within 30-1000MHz were found more than 20dB below limit line.





LTE Band 14 / 10MHz / QPSK								
Channel	Frequency ( MHz )	ERP ( dBm )	Limit ( dBm )	Over Limit ( dB )	S.G. Power ( dBm )	TX Cable loss ( dB )	TX Antenna Gain (dBi)	Polarization (H/V)
Middle	1578	-67.41	-42.15	-25.26	-70.04	1.09	5.87	H
	2366	-65.01	-13	-52.01	-67.41	1.37	5.92	H
	3156	-63.21	-13	-50.21	-67.10	1.64	7.68	H
	1578	-67.54	-42.15	-25.39	-70.17	1.09	5.87	V
	2366	-64.94	-13	-51.94	-67.34	1.37	5.92	V
	3156	-63.54	-13	-50.54	-67.43	1.64	7.68	V

Remark: Spurious emissions within 30-1000MHz were found more than 20dB below limit line.