

#01_HAC_E_GSM850_GSM Voice_Ch128

Communication System: GSM-FDD (TDMA, GMSK); Frequency: 824.2 MHz; Duty Cycle: 1:8.6896
 Medium: Air Medium parameters used: $\sigma = 0$ S/m, $\epsilon_r = 1$; $\rho = 0$ kg/m³
 Ambient Temperature : 23.5 °C

DASY5 Configuration:

- Probe: EF3DV3 - SN4047; ConvF(1, 1, 1) @ 824.2 MHz; Calibrated: 2020/1/24
- Sensor-Surface: (Fix Surface)
- Electronics: DAE4 Sn1311; Calibrated: 2019/8/27
- Phantom: HAC Test Arch with AMCC; Type: SD HAC P01 BA;
- Measurement SW: DASY52, Version 52.10 (2); SEMCAD X Version 14.6.12 (7470)

E Scan - ER3D: 15 mm from Probe Center to the Device/Hearing Aid Compatibility Test (101x101x1): Interpolated grid: dx=0.5000 mm, dy=0.5000 mm

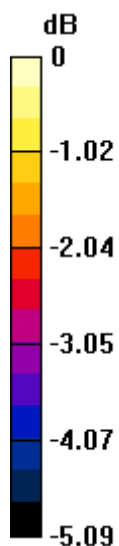
Device Reference Point: 0, 0, -6.3 mm
 Reference Value = 52.28 V/m; Power Drift = -0.13 dB
 Applied MIF = 3.63 dB
 RF audio interference level = 34.71 dBV/m

Emission category: M4

MIF scaled E-field

Grid 1 M4 33.37 dBV/m	Grid 2 M4 34.29 dBV/m	Grid 3 M4 33.97 dBV/m
Grid 4 M4 33.9 dBV/m	Grid 5 M4 34.63 dBV/m	Grid 6 M4 34.27 dBV/m
Grid 7 M4 34.37 dBV/m	Grid 8 M4 34.71 dBV/m	Grid 9 M4 34.2 dBV/m

Cursor:
 Total = 34.71 dBV/m
 E Category: M4
 Location: 1, 25, 8.7 mm



0 dB = 54.39 V/m = 34.71 dBV/m

#02_HAC_E_GSM850_GSM Voice_Ch189

Communication System: GSM-FDD (TDMA, GMSK); Frequency: 836.4 MHz; Duty Cycle: 1:8.6896
 Medium: Air Medium parameters used: $\sigma = 0$ S/m, $\epsilon_r = 1$; $\rho = 0$ kg/m³
 Ambient Temperature : 23.5 °C

DASY5 Configuration:

- Probe: EF3DV3 - SN4047; ConvF(1, 1, 1) @ 836.4 MHz; Calibrated: 2020/1/24
- Sensor-Surface: (Fix Surface)
- Electronics: DAE4 Sn1311; Calibrated: 2019/8/27
- Phantom: HAC Test Arch with AMCC; Type: SD HAC P01 BA;
- Measurement SW: DASY52, Version 52.10 (2); SEMCAD X Version 14.6.12 (7470)

E Scan - ER3D: 15 mm from Probe Center to the Device/Hearing Aid Compatibility Test (101x101x1): Interpolated grid: dx=0.5000 mm, dy=0.5000 mm

Device Reference Point: 0, 0, -6.3 mm
 Reference Value = 49.37 V/m; Power Drift = -0.02 dB
 Applied MIF = 3.63 dB
 RF audio interference level = 34.55 dBV/m

Emission category: M4

MIF scaled E-field


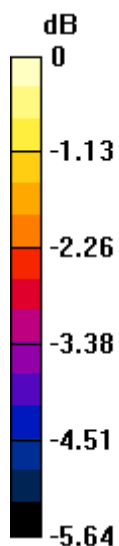
Grid 1 M4 32.87 dBV/m	Grid 2 M4 33.79 dBV/m	Grid 3 M4 33.49 dBV/m
Grid 4 M4 33.55 dBV/m	Grid 5 M4 34.21 dBV/m	Grid 6 M4 33.87 dBV/m
Grid 7 M4 34.31 dBV/m	Grid 8 M4 34.55 dBV/m	Grid 9 M4 33.86 dBV/m

Cursor:

Total = 34.55 dBV/m

E Category: M4

Location: 2, 25, 8.7 mm



0 dB = 53.42 V/m = 34.55 dBV/m

#03_HAC_E_GSM850_GSM Voice_Ch251

Communication System: GSM-FDD (TDMA, GMSK); Frequency: 848.8 MHz; Duty Cycle: 1:8.6896
 Medium: Air Medium parameters used: $\sigma = 0$ S/m, $\epsilon_r = 1$; $\rho = 0$ kg/m³
 Ambient Temperature : 23.5 °C

DASY5 Configuration:

- Probe: EF3DV3 - SN4047; ConvF(1, 1, 1) @ 848.8 MHz; Calibrated: 2020/1/24
- Sensor-Surface: (Fix Surface)
- Electronics: DAE4 Sn1311; Calibrated: 2019/8/27
- Phantom: HAC Test Arch with AMCC; Type: SD HAC P01 BA;
- Measurement SW: DASY52, Version 52.10 (2); SEMCAD X Version 14.6.12 (7470)

E Scan - ER3D: 15 mm from Probe Center to the Device/Hearing Aid Compatibility Test (101x101x1): Interpolated grid: dx=0.5000 mm, dy=0.5000 mm

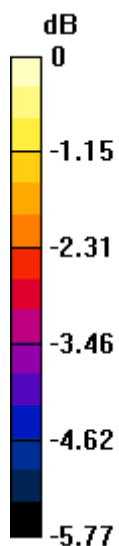
Device Reference Point: 0, 0, -6.3 mm
 Reference Value = 48.94 V/m; Power Drift = 0.01 dB
 Applied MIF = 3.63 dB
 RF audio interference level = 34.48 dBV/m

Emission category: M4

MIF scaled E-field

Grid 1 M4 32.45 dBV/m	Grid 2 M4 33.82 dBV/m	Grid 3 M4 33.65 dBV/m
Grid 4 M4 33.24 dBV/m	Grid 5 M4 34.25 dBV/m	Grid 6 M4 34.03 dBV/m
Grid 7 M4 34.01 dBV/m	Grid 8 M4 34.48 dBV/m	Grid 9 M4 34.03 dBV/m

Cursor:
 Total = 34.48 dBV/m
 E Category: M4
 Location: 0, 25, 8.7 mm



0 dB = 52.96 V/m = 34.48 dBV/m

#04_HAC_E_GSM1900_GSM Voice_Ch512

Communication System: GSM-FDD (TDMA, GMSK); Frequency: 1850.2 MHz; Duty Cycle: 1:8.6896
 Medium: Air Medium parameters used: $\sigma = 0$ S/m, $\epsilon_r = 1$; $\rho = 0$ kg/m³
 Ambient Temperature : 23.5 °C

DASY5 Configuration:

- Probe: EF3DV3 - SN4047; ConvF(1, 1, 1) @ 1850.2 MHz; Calibrated: 2020/1/24
- Sensor-Surface: (Fix Surface)
- Electronics: DAE4 Sn1311; Calibrated: 2019/8/27
- Phantom: HAC Test Arch with AMCC; Type: SD HAC P01 BA;
- Measurement SW: DASY52, Version 52.10 (2); SEMCAD X Version 14.6.12 (7470)

E Scan - ER3D: 15 mm from Probe Center to the Device/Hearing Aid Compatibility Test (101x101x1): Interpolated grid: dx=0.5000 mm, dy=0.5000 mm

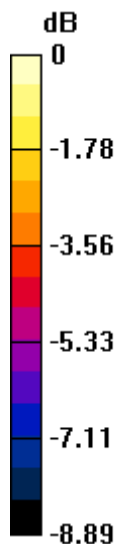
Device Reference Point: 0, 0, -6.3 mm
 Reference Value = 8.717 V/m; Power Drift = -0.09 dB
 Applied MIF = 3.63 dB
 RF audio interference level = 26.70 dBV/m

Emission category: M4

MIF scaled E-field

Grid 1 M4 26.39 dBV/m	Grid 2 M4 26.7 dBV/m	Grid 3 M4 25.91 dBV/m
Grid 4 M4 21.52 dBV/m	Grid 5 M4 21.96 dBV/m	Grid 6 M4 21.4 dBV/m
Grid 7 M4 23.94 dBV/m	Grid 8 M4 24.17 dBV/m	Grid 9 M4 23.55 dBV/m

Cursor:
 Total = 26.70 dBV/m
 E Category: M4
 Location: 3, -25, 8.7 mm



0 dB = 21.64 V/m = 26.71 dBV/m

#05_HAC_E_GSM1900_GSM Voice_Ch661

Communication System: GSM-FDD (TDMA, GMSK); Frequency: 1880 MHz; Duty Cycle: 1:8.6896
 Medium: Air Medium parameters used: $\sigma = 0$ S/m, $\epsilon_r = 1$; $\rho = 0$ kg/m³
 Ambient Temperature : 23.5 °C

DASY5 Configuration:

- Probe: EF3DV3 - SN4047; ConvF(1, 1, 1) @ 1880 MHz; Calibrated: 2020/1/24
- Sensor-Surface: (Fix Surface)
- Electronics: DAE4 Sn1311; Calibrated: 2019/8/27
- Phantom: HAC Test Arch with AMCC; Type: SD HAC P01 BA;
- Measurement SW: DASY52, Version 52.10 (2); SEMCAD X Version 14.6.12 (7470)

E Scan - ER3D: 15 mm from Probe Center to the Device/Hearing Aid Compatibility Test (101x101x1): Interpolated grid: dx=0.5000 mm, dy=0.5000 mm

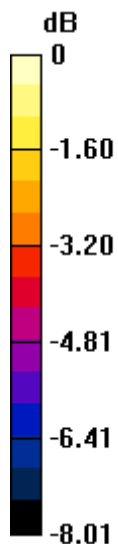
Device Reference Point: 0, 0, -6.3 mm
 Reference Value = 8.926 V/m; Power Drift = 0.14 dB
 Applied MIF = 3.63 dB
 RF audio interference level = 26.39 dBV/m

Emission category: M4

MIF scaled E-field

Grid 1 M4 25.43 dBV/m	Grid 2 M4 26.39 dBV/m	Grid 3 M4 25.82 dBV/m
Grid 4 M4 20.85 dBV/m	Grid 5 M4 22.15 dBV/m	Grid 6 M4 22.14 dBV/m
Grid 7 M4 23.83 dBV/m	Grid 8 M4 24.13 dBV/m	Grid 9 M4 23.43 dBV/m

Cursor:
 Total = 26.39 dBV/m
 E Category: M4
 Location: -1.5, -25, 8.7 mm



0 dB = 20.88 V/m = 26.39 dBV/m

#06_HAC_E_GSM1900_GSM Voice_Ch810

Communication System: GSM-FDD (TDMA, GMSK); Frequency: 1909.8 MHz; Duty Cycle: 1:8.6896
 Medium: Air Medium parameters used: $\sigma = 0$ S/m, $\epsilon_r = 1$; $\rho = 0$ kg/m³
 Ambient Temperature : 23.5 °C

DASY5 Configuration:

- Probe: EF3DV3 - SN4047; ConvF(1, 1, 1) @ 1909.8 MHz; Calibrated: 2020/1/24
- Sensor-Surface: (Fix Surface)
- Electronics: DAE4 Sn1311; Calibrated: 2019/8/27
- Phantom: HAC Test Arch with AMCC; Type: SD HAC P01 BA;
- Measurement SW: DASY52, Version 52.10 (2); SEMCAD X Version 14.6.12 (7470)

E Scan - ER3D: 15 mm from Probe Center to the Device/Hearing Aid Compatibility Test (101x101x1): Interpolated grid: dx=0.5000 mm, dy=0.5000 mm


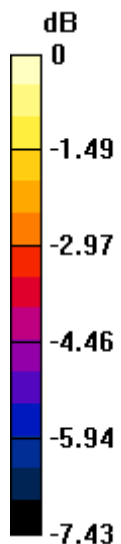
Device Reference Point: 0, 0, -6.3 mm
 Reference Value = 9.372 V/m; Power Drift = -0.02 dB
 Applied MIF = 3.63 dB
 RF audio interference level = 26.10 dBV/m

Emission category: M4

MIF scaled E-field

Grid 1 M4 25.85 dBV/m	Grid 2 M4 26.1 dBV/m	Grid 3 M4 25.21 dBV/m
Grid 4 M4 21.49 dBV/m	Grid 5 M4 21.95 dBV/m	Grid 6 M4 21.98 dBV/m
Grid 7 M4 24.3 dBV/m	Grid 8 M4 24.28 dBV/m	Grid 9 M4 23.48 dBV/m

Cursor:
 Total = 26.10 dBV/m
 E Category: M4
 Location: 4, -25, 8.7 mm



0 dB = 20.18 V/m = 26.10 dBV/m

#07_HAC_E_CDMA BC0_1xRTT, RC1 SO3, 1/8th Rate_Ch1013

Communication System: CDMA2000, RC1, SO3, 1/8th Rate 25 fr.; Frequency: 824.7 MHz; Duty Cycle: 1:17.746
 Medium: Air Medium parameters used: $\sigma = 0$ S/m, $\epsilon_r = 1$; $\rho = 0$ kg/m³
 Ambient Temperature : 23.5 °C

DASY5 Configuration:

- Probe: EF3DV3 - SN4047; ConvF(1, 1, 1) @ 824.7 MHz; Calibrated: 2020/1/24
- Sensor-Surface: (Fix Surface)
- Electronics: DAE4 Sn1311; Calibrated: 2019/8/27
- Phantom: HAC Test Arch with AMCC; Type: SD HAC P01 BA;
- Measurement SW: DASY52, Version 52.10 (2); SEMCAD X Version 14.6.12 (7470)

E Scan - ER3D: 15 mm from Probe Center to the Device/Hearing Aid Compatibility Test (101x101x1): Interpolated grid: dx=0.5000 mm, dy=0.5000 mm


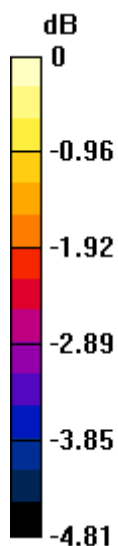
Device Reference Point: 0, 0, -6.3 mm
 Reference Value = 15.99 V/m; Power Drift = 0.07 dB
 Applied MIF = 3.26 dB
 RF audio interference level = 24.24 dBV/m

Emission category: M4

MIF scaled E-field

Grid 1 M4 22.87 dBV/m	Grid 2 M4 23.42 dBV/m	Grid 3 M4 22.99 dBV/m
Grid 4 M4 23.68 dBV/m	Grid 5 M4 23.81 dBV/m	Grid 6 M4 23.33 dBV/m
Grid 7 M4 24.24 dBV/m	Grid 8 M4 24.15 dBV/m	Grid 9 M4 23.25 dBV/m

Cursor:
 Total = 24.24 dBV/m
 E Category: M4
 Location: 13, 25, 8.7 mm



0 dB = 16.30 V/m = 24.24 dBV/m

#08_HAC_E_CDMA BC0_1xRTT, RC1 SO3, 1/8th Rate_Ch384

Communication System: CDMA2000, RC1, SO3, 1/8th Rate 25 fr.; Frequency: 836.52 MHz; Duty Cycle: 1:17.746
 Medium: Air Medium parameters used: $\sigma = 0$ S/m, $\epsilon_r = 1$; $\rho = 0$ kg/m³
 Ambient Temperature : 23.5 °C

DASY5 Configuration:

- Probe: EF3DV3 - SN4047; ConvF(1, 1, 1) @ 836.52 MHz; Calibrated: 2020/1/24
- Sensor-Surface: (Fix Surface)
- Electronics: DAE4 Sn1311; Calibrated: 2019/8/27
- Phantom: HAC Test Arch with AMCC; Type: SD HAC P01 BA;
- Measurement SW: DASY52, Version 52.10 (2); SEMCAD X Version 14.6.12 (7470)

E Scan - ER3D: 15 mm from Probe Center to the Device/Hearing Aid Compatibility Test (101x101x1): Interpolated grid: dx=0.5000 mm, dy=0.5000 mm

Device Reference Point: 0, 0, -6.3 mm
 Reference Value = 16.08 V/m; Power Drift = -0.15 dB
 Applied MIF = 3.26 dB
 RF audio interference level = 25.16 dBV/m

Emission category: M4

MIF scaled E-field


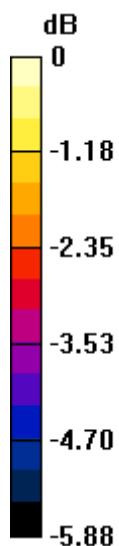
Grid 1 M4 23.31 dBV/m	Grid 2 M4 25.16 dBV/m	Grid 3 M4 22.66 dBV/m
Grid 4 M4 23.13 dBV/m	Grid 5 M4 23.71 dBV/m	Grid 6 M4 23.44 dBV/m
Grid 7 M4 23.7 dBV/m	Grid 8 M4 23.86 dBV/m	Grid 9 M4 23.5 dBV/m

Cursor:

Total = 25.16 dBV/m

E Category: M4

Location: 4.5, -25, 8.7 mm



0 dB = 18.12 V/m = 25.16 dBV/m

#09_HAC_E_CDMA BC0_1xRTT, RC1 SO3, 1/8th Rate_Ch777

Communication System: CDMA2000, RC1, SO3, 1/8th Rate 25 fr.; Frequency: 848.31 MHz; Duty Cycle: 1:17.746
 Medium: Air Medium parameters used: $\sigma = 0$ S/m, $\epsilon_r = 1$; $\rho = 0$ kg/m³
 Ambient Temperature : 23.5 °C

DASY5 Configuration:

- Probe: EF3DV3 - SN4047; ConvF(1, 1, 1) @ 848.31 MHz; Calibrated: 2020/1/24
- Sensor-Surface: (Fix Surface)
- Electronics: DAE4 Sn1311; Calibrated: 2019/8/27
- Phantom: HAC Test Arch with AMCC; Type: SD HAC P01 BA;
- Measurement SW: DASY52, Version 52.10 (2); SEMCAD X Version 14.6.12 (7470)

E Scan - ER3D: 15 mm from Probe Center to the Device/Hearing Aid Compatibility Test (101x101x1): Interpolated grid: dx=0.5000 mm, dy=0.5000 mm


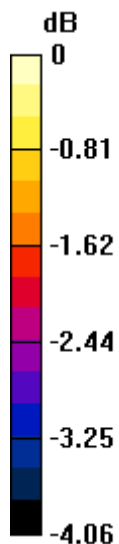
Device Reference Point: 0, 0, -6.3 mm
 Reference Value = 13.73 V/m; Power Drift = 0.01 dB
 Applied MIF = 3.26 dB
 RF audio interference level = 22.96 dBV/m

Emission category: M4

MIF scaled E-field

Grid 1 M4 21.38 dBV/m	Grid 2 M4 22.15 dBV/m	Grid 3 M4 21.77 dBV/m
Grid 4 M4 22.04 dBV/m	Grid 5 M4 22.71 dBV/m	Grid 6 M4 22.22 dBV/m
Grid 7 M4 22.62 dBV/m	Grid 8 M4 22.96 dBV/m	Grid 9 M4 22.33 dBV/m

Cursor:
 Total = 22.96 dBV/m
 E Category: M4
 Location: -3, 25, 8.7 mm



0 dB = 14.06 V/m = 22.96 dBV/m

#10_HAC_E_CDMA BC1_1xRTT, RC1 SO3, 1/8th Rate_Ch25

Communication System: CDMA2000, RC1, SO3, 1/8th Rate 25 fr.; Frequency: 1851.25 MHz; Duty Cycle: 1:17.746

Medium: Air Medium parameters used: $\sigma = 0$ S/m, $\epsilon_r = 1$; $\rho = 0$ kg/m³

Ambient Temperature : 23.5 °C

DASY5 Configuration:

- Probe: EF3DV3 - SN4047; ConvF(1, 1, 1) @ 1851.25 MHz; Calibrated: 2020/1/24
- Sensor-Surface: (Fix Surface)
- Electronics: DAE4 Sn1311; Calibrated: 2019/8/27
- Phantom: HAC Test Arch with AMCC; Type: SD HAC P01 BA;
- Measurement SW: DASY52, Version 52.10 (2); SEMCAD X Version 14.6.12 (7470)

E Scan - ER3D: 15 mm from Probe Center to the Device/Hearing Aid Compatibility Test

(101x101x1): Interpolated grid: dx=0.5000 mm, dy=0.5000 mm

Device Reference Point: 0, 0, -6.3 mm

Reference Value = 7.964 V/m; Power Drift = 0.09 dB

Applied MIF = 3.26 dB

RF audio interference level = 20.15 dBV/m

Emission category: M4

MIF scaled E-field

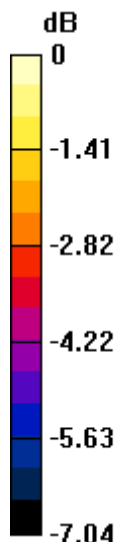
Grid 1 M4 18.98 dBV/m	Grid 2 M4 20.15 dBV/m	Grid 3 M4 18.5 dBV/m
Grid 4 M4 18.3 dBV/m	Grid 5 M4 17.69 dBV/m	Grid 6 M4 16.26 dBV/m
Grid 7 M4 18.3 dBV/m	Grid 8 M4 17.69 dBV/m	Grid 9 M4 16.77 dBV/m

Cursor:

Total = 20.15 dBV/m

E Category: M4

Location: -4.5, -25, 8.7 mm



0 dB = 10.17 V/m = 20.15 dBV/m

#11_HAC_E_CDMA BC1_1xRTT, RC1 SO3, 1/8th Rate_Ch600

Communication System: CDMA2000, RC1, SO3, 1/8th Rate 25 fr.; Frequency: 1880 MHz; Duty Cycle: 1:17.746
 Medium: Air Medium parameters used: $\sigma = 0$ S/m, $\epsilon_r = 1$; $\rho = 0$ kg/m³
 Ambient Temperature : 23.5 °C

DASY5 Configuration:

- Probe: EF3DV3 - SN4047; ConvF(1, 1, 1) @ 1880 MHz; Calibrated: 2020/1/24
- Sensor-Surface: (Fix Surface)
- Electronics: DAE4 Sn1311; Calibrated: 2019/8/27
- Phantom: HAC Test Arch with AMCC; Type: SD HAC P01 BA;
- Measurement SW: DASY52, Version 52.10 (2); SEMCAD X Version 14.6.12 (7470)

E Scan - ER3D: 15 mm from Probe Center to the Device/Hearing Aid Compatibility Test (101x101x1): Interpolated grid: dx=0.5000 mm, dy=0.5000 mm

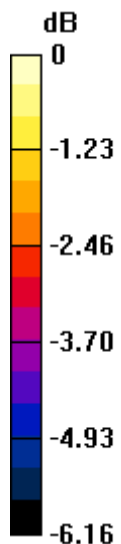
Device Reference Point: 0, 0, -6.3 mm
 Reference Value = 7.985 V/m; Power Drift = -0.09 dB
 Applied MIF = 3.26 dB
 RF audio interference level = 19.92 dBV/m

Emission category: M4

MIF scaled E-field

Grid 1 M4 19.92 dBV/m	Grid 2 M4 19.6 dBV/m	Grid 3 M4 18.9 dBV/m
Grid 4 M4 18.78 dBV/m	Grid 5 M4 17.76 dBV/m	Grid 6 M4 17.3 dBV/m
Grid 7 M4 18.34 dBV/m	Grid 8 M4 18.11 dBV/m	Grid 9 M4 16.97 dBV/m

Cursor:
 Total = 19.92 dBV/m
 E Category: M4
 Location: 15, -15, 8.7 mm



0 dB = 9.911 V/m = 19.92 dBV/m

#12_HAC_E_CDMA BC1_1xRTT, RC1 SO3, 1/8th Rate_Ch1175

Communication System: CDMA2000, RC1, SO3, 1/8th Rate 25 fr.; Frequency: 1908.75 MHz; Duty Cycle: 1:17.746

Medium: Air Medium parameters used: $\sigma = 0$ S/m, $\epsilon_r = 1$; $\rho = 0$ kg/m³

Ambient Temperature : 23.5 °C

DASY5 Configuration:

- Probe: EF3DV3 - SN4047; ConvF(1, 1, 1) @ 1908.75 MHz; Calibrated: 2020/1/24
- Sensor-Surface: (Fix Surface)
- Electronics: DAE4 Sn1311; Calibrated: 2019/8/27
- Phantom: HAC Test Arch with AMCC; Type: SD HAC P01 BA;
- Measurement SW: DASY52, Version 52.10 (2); SEMCAD X Version 14.6.12 (7470)

E Scan - ER3D: 15 mm from Probe Center to the Device/Hearing Aid Compatibility Test

(101x101x1): Interpolated grid: dx=0.5000 mm, dy=0.5000 mm

Device Reference Point: 0, 0, -6.3 mm

Reference Value = 7.921 V/m; Power Drift = -0.10 dB

Applied MIF = 3.26 dB

RF audio interference level = 18.90 dBV/m

Emission category: M4

MIF scaled E-field

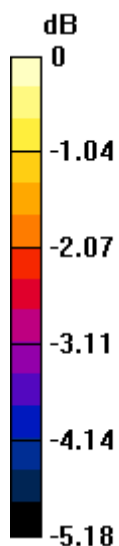
Grid 1 M4 17.59 dBV/m	Grid 2 M4 18.9 dBV/m	Grid 3 M4 17.99 dBV/m
Grid 4 M4 18.36 dBV/m	Grid 5 M4 17.66 dBV/m	Grid 6 M4 16.34 dBV/m
Grid 7 M4 17.99 dBV/m	Grid 8 M4 17.32 dBV/m	Grid 9 M4 16.25 dBV/m

Cursor:

Total = 18.90 dBV/m

E Category: M4

Location: -4.5, -16, 8.7 mm



0 dB = 8.808 V/m = 18.90 dBV/m

#13_HAC_E_LTE Band 41_20M_QPSK_1_0_Ch39750

Communication System: LTE-TDD (SC-FDMA, 1 RB, 20 MHz, QPSK); Frequency: 2506 MHz; Duty Cycle: 1:8.33105

Medium: Air Medium parameters used: $\sigma = 0$ S/m, $\epsilon_r = 1$; $\rho = 0$ kg/m³

Ambient Temperature : 23.5 °C

DASY5 Configuration:

- Probe: EF3DV3 - SN4047; ConvF(1, 1, 1) @ 2506 MHz; Calibrated: 2020/1/24
- Sensor-Surface: (Fix Surface)
- Electronics: DAE4 Sn1311; Calibrated: 2019/8/27
- Phantom: HAC Test Arch with AMCC; Type: SD HAC P01 BA;
- Measurement SW: DASY52, Version 52.10 (2); SEMCAD X Version 14.6.12 (7470)

E Scan - ER3D: 15 mm from Probe Center to the Device/Hearing Aid Compatibility Test

(101x101x1): Interpolated grid: dx=0.5000 mm, dy=0.5000 mm

Device Reference Point: 0, 0, -6.3 mm

Reference Value = 18.85 V/m; Power Drift = -0.10 dB

Applied MIF = -1.62 dB

RF audio interference level = 23.81 dBV/m

Emission category: M4

MIF scaled E-field

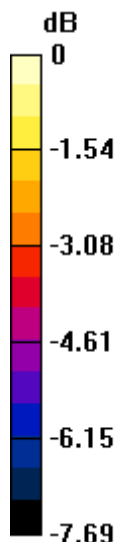
Grid 1 M4 23.6 dBV/m	Grid 2 M4 19.3 dBV/m	Grid 3 M4 18.63 dBV/m
Grid 4 M4 23.81 dBV/m	Grid 5 M4 18.88 dBV/m	Grid 6 M4 18.64 dBV/m
Grid 7 M4 20.5 dBV/m	Grid 8 M4 18.7 dBV/m	Grid 9 M4 18.67 dBV/m

Cursor:

Total = 23.81 dBV/m

E Category: M4

Location: 25, -1.5, 8.7 mm



0 dB = 15.51 V/m = 23.81 dBV/m

#14_HAC_E_LTE Band 41_20M_QPSK_1_0_Ch40185

Communication System: LTE-TDD (SC-FDMA, 1 RB, 20 MHz, QPSK); Frequency: 2549.5 MHz; Duty Cycle: 1:8.33105

Medium: Air Medium parameters used: $\sigma = 0$ S/m, $\epsilon_r = 1$; $\rho = 0$ kg/m³

Ambient Temperature : 23.5 °C

DASY5 Configuration:

- Probe: EF3DV3 - SN4047; ConvF(1, 1, 1) @ 2549.5 MHz; Calibrated: 2020/1/24
- Sensor-Surface: (Fix Surface)
- Electronics: DAE4 Sn1311; Calibrated: 2019/8/27
- Phantom: HAC Test Arch with AMCC; Type: SD HAC P01 BA;
- Measurement SW: DASY52, Version 52.10 (2); SEMCAD X Version 14.6.12 (7470)

E Scan - ER3D: 15 mm from Probe Center to the Device/Hearing Aid Compatibility Test

(101x101x1): Interpolated grid: dx=0.5000 mm, dy=0.5000 mm

Device Reference Point: 0, 0, -6.3 mm

Reference Value = 10.98 V/m; Power Drift = -0.07 dB

Applied MIF = -1.62 dB

RF audio interference level = 17.89 dBV/m

Emission category: M4

MIF scaled E-field


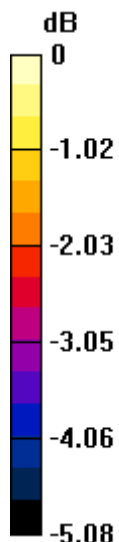
Grid 1 M4 16.04 dBV/m	Grid 2 M4 17.89 dBV/m	Grid 3 M4 17.07 dBV/m
Grid 4 M4 16.69 dBV/m	Grid 5 M4 15.56 dBV/m	Grid 6 M4 15.66 dBV/m
Grid 7 M4 16.72 dBV/m	Grid 8 M4 15.41 dBV/m	Grid 9 M4 15.76 dBV/m

Cursor:

Total = 17.89 dBV/m

E Category: M4

Location: -2, -25, 8.7 mm



0 dB = 7.841 V/m = 17.89 dBV/m

#15_HAC_E_LTE Band 41_20M_QPSK_1_0_Ch40620

Communication System: LTE-TDD (SC-FDMA, 1 RB, 20 MHz, QPSK); Frequency: 2593 MHz; Duty Cycle: 1:8.33105

Medium: Air Medium parameters used: $\sigma = 0$ S/m, $\epsilon_r = 1$; $\rho = 0$ kg/m³

Ambient Temperature : 23.5 °C

DASY5 Configuration:

- Probe: EF3DV3 - SN4047; ConvF(1, 1, 1) @ 2593 MHz; Calibrated: 2020/1/24
- Sensor-Surface: (Fix Surface)
- Electronics: DAE4 Sn1311; Calibrated: 2019/8/27
- Phantom: HAC Test Arch with AMCC; Type: SD HAC P01 BA;
- Measurement SW: DASY52, Version 52.10 (2); SEMCAD X Version 14.6.12 (7470)

E Scan - ER3D: 15 mm from Probe Center to the Device/Hearing Aid Compatibility Test

(101x101x1): Interpolated grid: dx=0.5000 mm, dy=0.5000 mm

Device Reference Point: 0, 0, -6.3 mm

Reference Value = 11.92 V/m; Power Drift = -0.07 dB

Applied MIF = -1.62 dB

RF audio interference level = 20.56 dBV/m

Emission category: M4

MIF scaled E-field

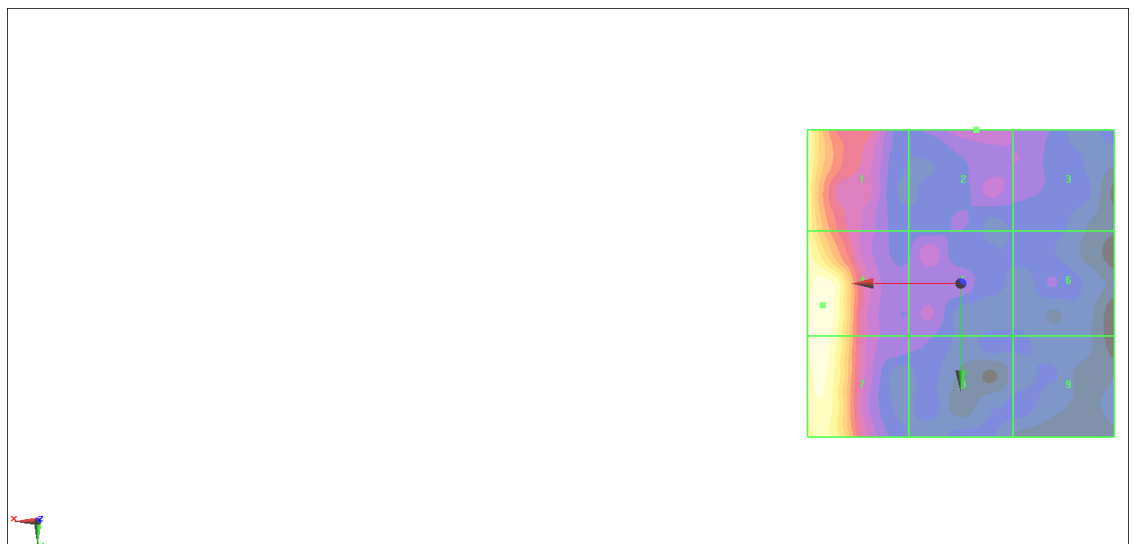
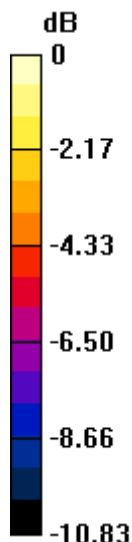
Grid 1 M4 20.01 dBV/m	Grid 2 M4 13.96 dBV/m	Grid 3 M4 13.39 dBV/m
Grid 4 M4 20.56 dBV/m	Grid 5 M4 13.78 dBV/m	Grid 6 M4 12.74 dBV/m
Grid 7 M4 20.45 dBV/m	Grid 8 M4 12.99 dBV/m	Grid 9 M4 12.32 dBV/m

Cursor:

Total = 20.56 dBV/m

E Category: M4

Location: 22.5, 3.5, 8.7 mm



0 dB = 10.67 V/m = 20.56 dBV/m

#16_HAC_E_LTE Band 41_20M_QPSK_1_0_Ch41055

Communication System: LTE-TDD (SC-FDMA, 1 RB, 20 MHz, QPSK); Frequency: 2636.5 MHz; Duty Cycle: 1:8.33105

Medium: Air Medium parameters used: $\sigma = 0$ S/m, $\epsilon_r = 1$; $\rho = 0$ kg/m³

Ambient Temperature : 23.5 °C

DASY5 Configuration:

- Probe: EF3DV3 - SN4047; ConvF(1, 1, 1) @ 2636.5 MHz; Calibrated: 2020/1/24
- Sensor-Surface: (Fix Surface)
- Electronics: DAE4 Sn1311; Calibrated: 2019/8/27
- Phantom: HAC Test Arch with AMCC; Type: SD HAC P01 BA;
- Measurement SW: DASY52, Version 52.10 (2); SEMCAD X Version 14.6.12 (7470)

E Scan - ER3D: 15 mm from Probe Center to the Device/Hearing Aid Compatibility Test

(101x101x1): Interpolated grid: dx=0.5000 mm, dy=0.5000 mm

Device Reference Point: 0, 0, -6.3 mm

Reference Value = 11.92 V/m; Power Drift = -0.01 dB

Applied MIF = -1.62 dB

RF audio interference level = 17.91 dBV/m

Emission category: M4

MIF scaled E-field

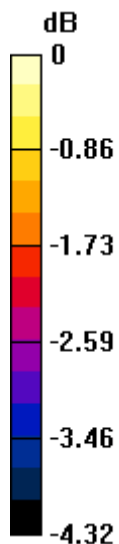
Grid 1 M4 15.9 dBV/m	Grid 2 M4 17.91 dBV/m	Grid 3 M4 17.55 dBV/m
Grid 4 M4 16.11 dBV/m	Grid 5 M4 16.58 dBV/m	Grid 6 M4 16.31 dBV/m
Grid 7 M4 16.22 dBV/m	Grid 8 M4 15.83 dBV/m	Grid 9 M4 15.84 dBV/m

Cursor:

Total = 17.91 dBV/m

E Category: M4

Location: -4, -25, 8.7 mm



0 dB = 7.862 V/m = 17.91 dBV/m

#17_HAC_E_LTE Band 41_20M_QPSK_1_0_Ch41490

Communication System: LTE-TDD (SC-FDMA, 1 RB, 20 MHz, QPSK); Frequency: 2680 MHz; Duty Cycle: 1:8.33105

Medium: Air Medium parameters used: $\sigma = 0$ S/m, $\epsilon_r = 1$; $\rho = 0$ kg/m³

Ambient Temperature : 23.5 °C

DASY5 Configuration:

- Probe: EF3DV3 - SN4047; ConvF(1, 1, 1) @ 2680 MHz; Calibrated: 2020/1/24
- Sensor-Surface: (Fix Surface)
- Electronics: DAE4 Sn1311; Calibrated: 2019/8/27
- Phantom: HAC Test Arch with AMCC; Type: SD HAC P01 BA;
- Measurement SW: DASY52, Version 52.10 (2); SEMCAD X Version 14.6.12 (7470)

E Scan - ER3D: 15 mm from Probe Center to the Device/Hearing Aid Compatibility Test

(101x101x1): Interpolated grid: dx=0.5000 mm, dy=0.5000 mm

Device Reference Point: 0, 0, -6.3 mm

Reference Value = 12.09 V/m; Power Drift = -0.08 dB

Applied MIF = -1.62 dB

RF audio interference level = 17.39 dBV/m

Emission category: M4

MIF scaled E-field

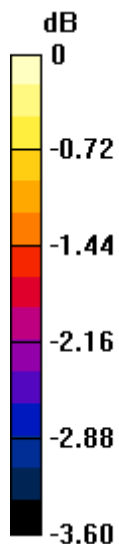
Grid 1 M4 16.43 dBV/m	Grid 2 M4 17.39 dBV/m	Grid 3 M4 17.05 dBV/m
Grid 4 M4 16.46 dBV/m	Grid 5 M4 16.66 dBV/m	Grid 6 M4 16.45 dBV/m
Grid 7 M4 16.68 dBV/m	Grid 8 M4 16.28 dBV/m	Grid 9 M4 16.17 dBV/m

Cursor:

Total = 17.39 dBV/m

E Category: M4

Location: -2.5, -25, 8.7 mm



0 dB = 7.401 V/m = 17.39 dBV/m

#18_HAC_E_WLAN2.4GHz_802.11g_6Mbps_Ch1

Communication System: 802.11g WiFi 2.4 GHz (DSSS/OFDM, 54 Mbps); Frequency: 2412 MHz; Duty Cycle: 1:12.5893

Medium: Air Medium parameters used: $\sigma = 0$ S/m, $\epsilon_r = 1$; $\rho = 0$ kg/m³

Ambient Temperature : 23.5 °C

DASY5 Configuration:

- Probe: EF3DV3 - SN4047; ConvF(1, 1, 1) @ 2412 MHz; Calibrated: 2020/1/24
- Sensor-Surface: (Fix Surface)
- Electronics: DAE4 Sn1311; Calibrated: 2019/8/27
- Phantom: HAC Test Arch with AMCC; Type: SD HAC P01 BA;
- Measurement SW: DASY52, Version 52.10 (2); SEMCAD X Version 14.6.12 (7470)

E Scan - ER3D: 15 mm from Probe Center to the Device/Hearing Aid Compatibility Test

(101x101x1): Interpolated grid: dx=0.5000 mm, dy=0.5000 mm

Device Reference Point: 0, 0, -6.3 mm

Reference Value = 14.86 V/m; Power Drift = -0.12 dB

Applied MIF = 0.12 dB

RF audio interference level = 25.14 dBV/m

Emission category: M4

MIF scaled E-field


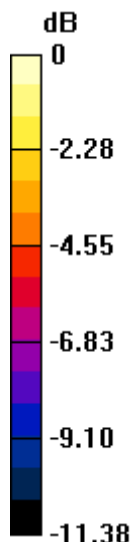
Grid 1 M4 24.39 dBV/m	Grid 2 M4 25.14 dBV/m	Grid 3 M4 24.59 dBV/m
Grid 4 M4 21.95 dBV/m	Grid 5 M4 22.3 dBV/m	Grid 6 M4 21.37 dBV/m
Grid 7 M4 19.45 dBV/m	Grid 8 M4 19.46 dBV/m	Grid 9 M4 18.28 dBV/m

Cursor:

Total = 25.14 dBV/m

E Category: M4

Location: -0.5, -25, 8.7 mm



0 dB = 18.08 V/m = 25.14 dBV/m

#19_HAC_E_WLAN2.4GHz_802.11g_6Mbps_Ch6

Communication System: 802.11g WiFi 2.4 GHz (DSSS/OFDM, 54 Mbps); Frequency: 2437 MHz; Duty Cycle: 1:12.5893

Medium: Air Medium parameters used: $\sigma = 0$ S/m, $\epsilon_r = 1$; $\rho = 0$ kg/m³

Ambient Temperature : 23.5 °C

DASY5 Configuration:

- Probe: EF3DV3 - SN4047; ConvF(1, 1, 1) @ 2437 MHz; Calibrated: 2020/1/24
- Sensor-Surface: (Fix Surface)
- Electronics: DAE4 Sn1311; Calibrated: 2019/8/27
- Phantom: HAC Test Arch with AMCC; Type: SD HAC P01 BA;
- Measurement SW: DASY52, Version 52.10 (2); SEMCAD X Version 14.6.12 (7470)

E Scan - ER3D: 15 mm from Probe Center to the Device/Hearing Aid Compatibility Test

(101x101x1): Interpolated grid: dx=0.5000 mm, dy=0.5000 mm

Device Reference Point: 0, 0, -6.3 mm

Reference Value = 14.81 V/m; Power Drift = -0.02 dB

Applied MIF = 0.12 dB

RF audio interference level = 25.28 dBV/m

Emission category: M4

MIF scaled E-field


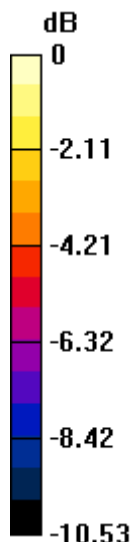
Grid 1 M4 24.38 dBV/m	Grid 2 M4 25.28 dBV/m	Grid 3 M4 24.62 dBV/m
Grid 4 M4 21.98 dBV/m	Grid 5 M4 22.37 dBV/m	Grid 6 M4 21.47 dBV/m
Grid 7 M4 19.41 dBV/m	Grid 8 M4 19.48 dBV/m	Grid 9 M4 18.09 dBV/m

Cursor:

Total = 25.28 dBV/m

E Category: M4

Location: -0.5, -25, 8.7 mm



0 dB = 18.36 V/m = 25.28 dBV/m

#20_HAC_E_WLAN2.4GHz_802.11g_6Mbps_Ch11

Communication System: 802.11g WiFi 2.4 GHz (DSSS/OFDM, 54 Mbps); Frequency: 2462 MHz; Duty Cycle: 1:12.5893

Medium: Air Medium parameters used: $\sigma = 0$ S/m, $\epsilon_r = 1$; $\rho = 0$ kg/m³

Ambient Temperature : 23.5 °C

DASY5 Configuration:

- Probe: EF3DV3 - SN4047; ConvF(1, 1, 1) @ 2462 MHz; Calibrated: 2020/1/24
- Sensor-Surface: (Fix Surface)
- Electronics: DAE4 Sn1311; Calibrated: 2019/8/27
- Phantom: HAC Test Arch with AMCC; Type: SD HAC P01 BA;
- Measurement SW: DASY52, Version 52.10 (2); SEMCAD X Version 14.6.12 (7470)

E Scan - ER3D: 15 mm from Probe Center to the Device/Hearing Aid Compatibility Test

(101x101x1): Interpolated grid: dx=0.5000 mm, dy=0.5000 mm

Device Reference Point: 0, 0, -6.3 mm

Reference Value = 14.70 V/m; Power Drift = -0.08 dB

Applied MIF = 0.12 dB

RF audio interference level = 25.18 dBV/m

Emission category: M4

MIF scaled E-field


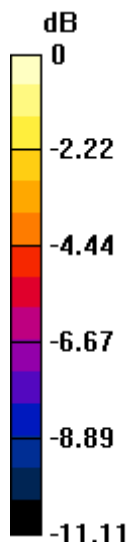
Grid 1 M4 24.41 dBV/m	Grid 2 M4 25.18 dBV/m	Grid 3 M4 24.5 dBV/m
Grid 4 M4 21.91 dBV/m	Grid 5 M4 22.21 dBV/m	Grid 6 M4 21.48 dBV/m
Grid 7 M4 19.31 dBV/m	Grid 8 M4 19.28 dBV/m	Grid 9 M4 18.28 dBV/m

Cursor:

Total = 25.18 dBV/m

E Category: M4

Location: -0.5, -25, 8.7 mm



0 dB = 18.15 V/m = 25.18 dBV/m