

#01_HAC_T-Coil_GSM850_GSM Voice_Ch189_Axial (Z)

Communication System: GSM850; Frequency: 836.4 MHz

Medium: Air Medium parameters used: $\sigma = 0$ S/m, $\epsilon_r = 1$; $\rho = 0$ kg/m³

Ambient Temperature : 23.7 °C

DASY5 Configuration:

- Probe: AM1DV3 - 3130; ; Calibrated: 2019/11/20
- Sensor-Surface: 0mm (Fix Surface)
- Electronics: DAE4 Sn1311; Calibrated: 2019/8/27
- Phantom: HAC Test Arch with AMCC; Type: SD HAC P01 BA;
- Measurement SW: DASY52, Version 52.10 (2);SEMCAD X Version 14.6.12 (7470)


General Scans/z (axial) 4.2mm 50 x 50/ABM Interpolated SNR(x,y,z) (121x121x1): Interpolated grid:

dx=1.000 mm, dy=1.000 mm

ABM1/ABM2 = 24.89 dB

ABM1 comp = -5.15 dBA/m

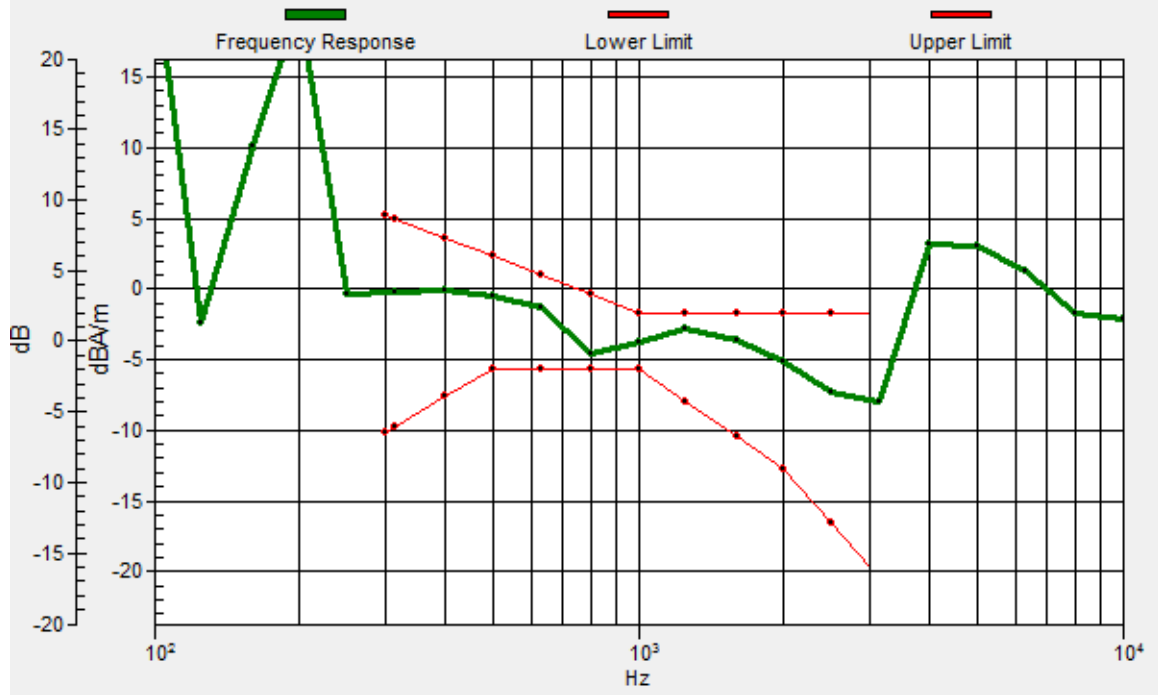
Location: 7.5, -2.6, 3.7 mm



0 dB = 17.57 = 24.90 dB

General Scans/z (axial) wideband at best S/N/ABM Freq Resp(x,y,z,f)

Loc: 11, -4, 3.7 mm Diff: 1.11dB



#01_HAC_T-Coil_GSM850_GSM Voice_Ch189_Transversal (Y)

Communication System: GSM850; Frequency: 836.4 MHz

Medium: Air Medium parameters used: $\sigma = 0$ S/m, $\epsilon_r = 1$; $\rho = 0$ kg/m³

Ambient Temperature : 23.7 °C

DASY5 Configuration:

- Probe: AM1DV3 - 3130; ; Calibrated: 2019/11/20
- Sensor-Surface: 0mm (Fix Surface)
- Electronics: DAE4 Sn1311; Calibrated: 2019/8/27
- Phantom: HAC Test Arch with AMCC; Type: SD HAC P01 BA;
- Measurement SW: DASY52, Version 52.10 (2);SEMCAD X Version 14.6.12 (7470)

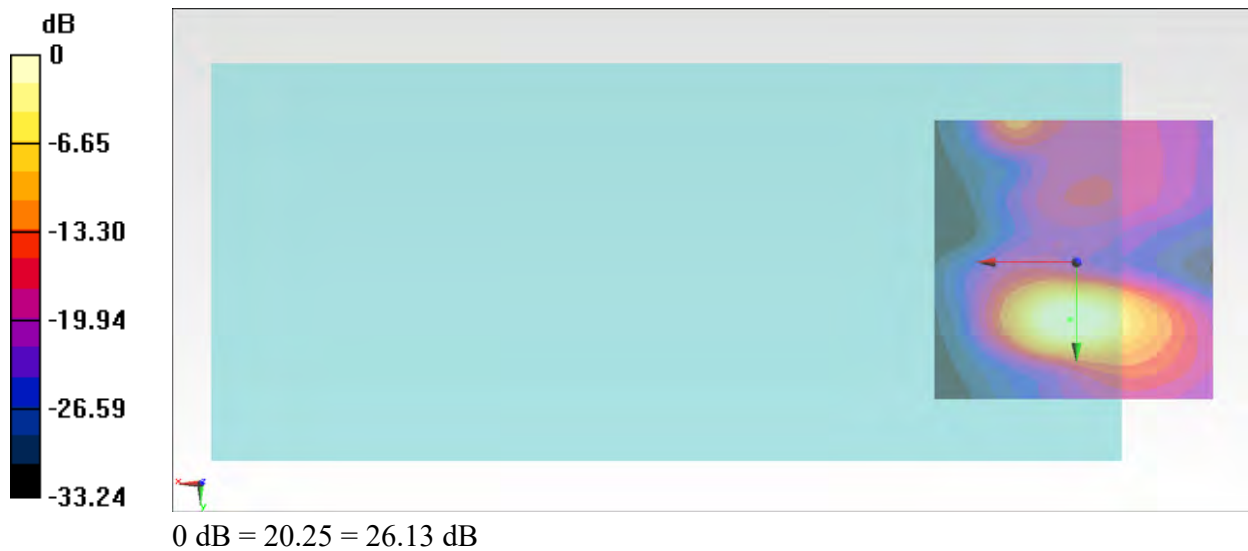
General Scans/y (transversal) 4.2mm 50 x 50/ABM Interpolated SNR(x,y,z) (121x121x1): Interpolated

grid: dx=1.000 mm, dy=1.000 mm

ABM1/ABM2 = 26.13 dB

ABM1 comp = -16.21 dBA/m

Location: 1.2, 10, 3.7 mm



#02_HAC_T-Coil_GSM1900_GSM Voice_Ch661_Axial (Z)

Communication System: PCS; Frequency: 1880 MHz

Medium: Air Medium parameters used: $\sigma = 0$ S/m, $\epsilon_r = 1$; $\rho = 0$ kg/m³

Ambient Temperature : 23.7 °C

DASY5 Configuration:

- Probe: AM1DV3 - 3130; ; Calibrated: 2019/11/20
- Sensor-Surface: 0mm (Fix Surface)
- Electronics: DAE4 Sn1311; Calibrated: 2019/8/27
- Phantom: HAC Test Arch with AMCC; Type: SD HAC P01 BA;
- Measurement SW: DASY52, Version 52.10 (2);SEMCAD X Version 14.6.12 (7470)


General Scans/z (axial) 4.2mm 50 x 50/ABM Interpolated SNR(x,y,z) (121x121x1): Interpolated grid:

dx=1.000 mm, dy=1.000 mm

ABM1/ABM2 = 37.14 dB

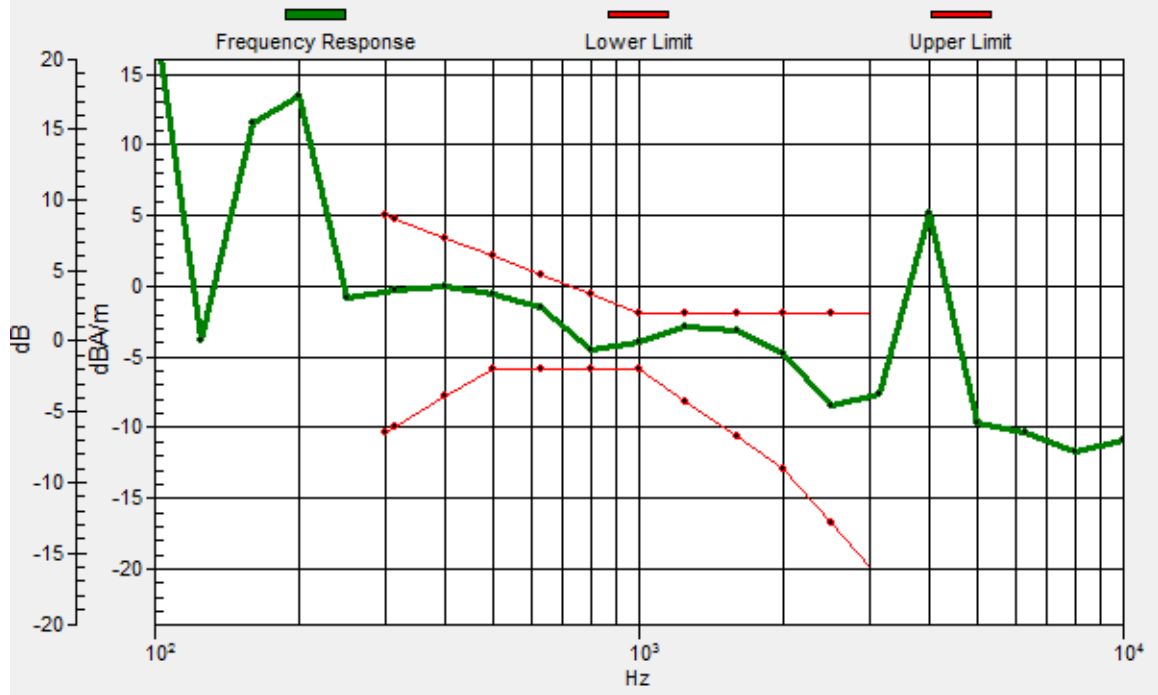
ABM1 comp = -4.54 dBA/m

Location: 7.1, -1.7, 3.7 mm



General Scans/z (axial) wideband at best S/N/ABM Freq Resp(x,y,z,f)

Loc: 8.3, -4.2, 3.7 mm Diff: 1dB



#02_HAC_T-Coil_GSM1900_GSM Voice_Ch661_Transversal (Y)

Communication System: PCS; Frequency: 1880 MHz

Medium: Air Medium parameters used: $\sigma = 0$ S/m, $\epsilon_r = 1$; $\rho = 0$ kg/m³

Ambient Temperature : 23.7 °C

DASY5 Configuration:

- Probe: AM1DV3 - 3130; ; Calibrated: 2019/11/20
- Sensor-Surface: 0mm (Fix Surface)
- Electronics: DAE4 Sn1311; Calibrated: 2019/8/27
- Phantom: HAC Test Arch with AMCC; Type: SD HAC P01 BA;
- Measurement SW: DASY52, Version 52.10 (2);SEMCAD X Version 14.6.12 (7470)


General Scans/y (transversal) 4.2mm 50 x 50/ABM Interpolated SNR(x,y,z) (121x121x1): Interpolated

grid: dx=1.000 mm, dy=1.000 mm

ABM1/ABM2 = 33.29 dB

ABM1 comp = -12.36 dBA/m

Location: 6.3, 8.3, 3.7 mm



#03_HAC_T-Coil_WCDMA II_Voice_Ch9400_Axial (Z)

Communication System: WCDMA; Frequency: 1880 MHz

Medium: Air Medium parameters used: $\sigma = 0$ S/m, $\epsilon_r = 1$; $\rho = 0$ kg/m³

Ambient Temperature : 23.7 °C

DASY5 Configuration:

- Probe: AM1DV3 - 3130; ; Calibrated: 2019/11/20
- Sensor-Surface: 0mm (Fix Surface)
- Electronics: DAE4 Sn1311; Calibrated: 2019/8/27
- Phantom: HAC Test Arch with AMCC; Type: SD HAC P01 BA;
- Measurement SW: DASY52, Version 52.10 (2);SEMCAD X Version 14.6.12 (7470)


General Scans/z (axial) 4.2mm 50 x 50/ABM Interpolated SNR(x,y,z) (121x121x1): Interpolated grid:

dx=1.000 mm, dy=1.000 mm

ABM1/ABM2 = 39.65 dB

ABM1 comp = -3.21 dBA/m

Location: 9.2, -2.5, 3.7 mm



General Scans/z (axial) wideband at best S/N/ABM Freq Resp(x,y,z,f)

Loc: 8.3, -4.2, 3.7 mm Diff: 0.91dB



#03_HAC_T-Coil_WCDMA II_Voice_Ch9400_Transversal (Y)

Communication System: WCDMA; Frequency: 1880 MHz

Medium: Air Medium parameters used: $\sigma = 0$ S/m, $\epsilon_r = 1$; $\rho = 0$ kg/m³

Ambient Temperature : 23.7 °C

DASY5 Configuration:

- Probe: AM1DV3 - 3130; ; Calibrated: 2019/11/20
- Sensor-Surface: 0mm (Fix Surface)
- Electronics: DAE4 Sn1311; Calibrated: 2019/8/27
- Phantom: HAC Test Arch with AMCC; Type: SD HAC P01 BA;
- Measurement SW: DASY52, Version 52.10 (2);SEMCAD X Version 14.6.12 (7470)


General Scans/y (transversal) 4.2mm 50 x 50/ABM Interpolated SNR(x,y,z) (121x121x1): Interpolated

grid: dx=1.000 mm, dy=1.000 mm

ABM1/ABM2 = 36.61 dB

ABM1 comp = -10.72 dBA/m

Location: 8.8, 7.1, 3.7 mm



0 dB = 67.71 = 36.61 dB

#04_HAC_T-Coil_WCDMA V_Voice_Ch4182_Axial (Z)

Communication System: WCDMA; Frequency: 836.4 MHz

Medium: Air Medium parameters used: $\sigma = 0$ S/m, $\epsilon_r = 1$; $\rho = 0$ kg/m³

Ambient Temperature : 23.7 °C

DASY5 Configuration:

- Probe: AM1DV3 - 3130; ; Calibrated: 2019/11/20
- Sensor-Surface: 0mm (Fix Surface)
- Electronics: DAE4 Sn1311; Calibrated: 2019/8/27
- Phantom: HAC Test Arch with AMCC; Type: SD HAC P01 BA;
- Measurement SW: DASY52, Version 52.10 (2);SEMCAD X Version 14.6.12 (7470)


General Scans/z (axial) 4.2mm 50 x 50/ABM Interpolated SNR(x,y,z) (121x121x1): Interpolated grid:

dx=1.000 mm, dy=1.000 mm

ABM1/ABM2 = 40.08 dB

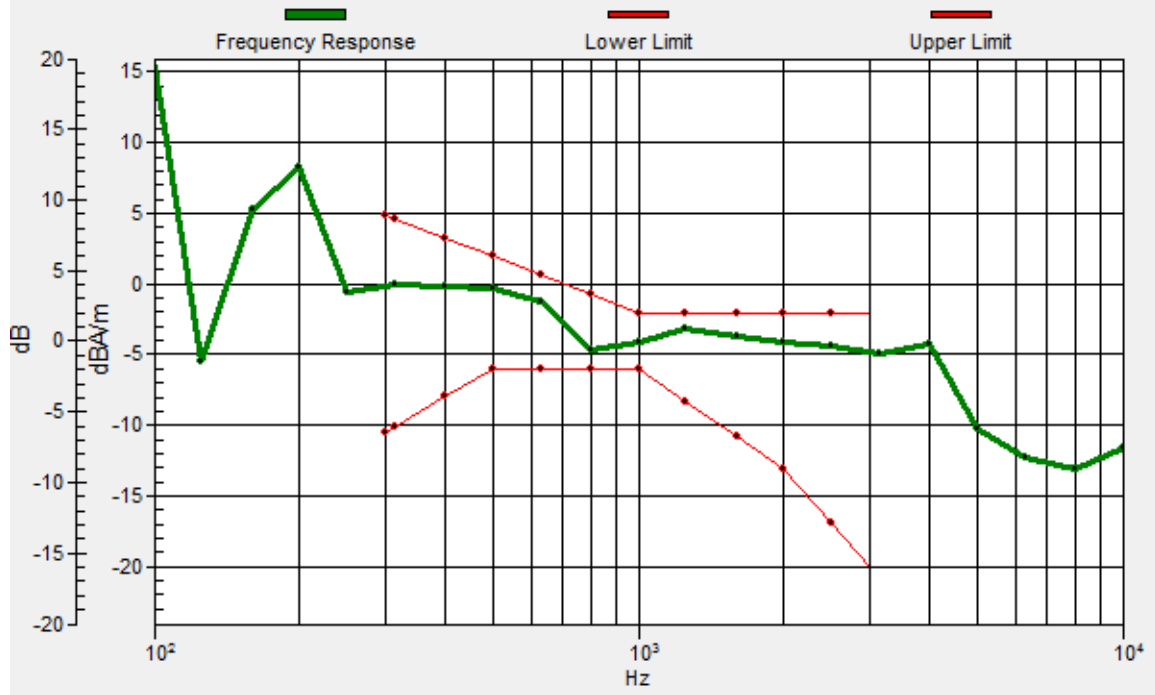
ABM1 comp = -3.34 dBA/m

Location: 9.2, -2.1, 3.7 mm



General Scans/z (axial) wideband at best S/N/ABM Freq Resp(x,y,z,f)

Loc: 8.3, 0, 3.7 mm Diff: 1.05dB



#04_HAC_T-Coil_WCDMA V_Voice_Ch4182_Transversal (Y)

Communication System: WCDMA; Frequency: 836.4 MHz

Medium: Air Medium parameters used: $\sigma = 0$ S/m, $\epsilon_r = 1$; $\rho = 0$ kg/m³

Ambient Temperature : 23.7 °C

DASY5 Configuration:

- Probe: AM1DV3 - 3130; ; Calibrated: 2019/11/20
- Sensor-Surface: 0mm (Fix Surface)
- Electronics: DAE4 Sn1311; Calibrated: 2019/8/27
- Phantom: HAC Test Arch with AMCC; Type: SD HAC P01 BA;
- Measurement SW: DASY52, Version 52.10 (2);SEMCAD X Version 14.6.12 (7470)

General Scans/y (transversal) 4.2mm 50 x 50/ABM Interpolated SNR(x,y,z) (121x121x1): Interpolated

grid: dx=1.000 mm, dy=1.000 mm

ABM1/ABM2 = 36.43 dB

ABM1 comp = -10.79 dBA/m

Location: 9.6, 8.3, 3.7 mm



0 dB = 66.33 = 36.43 dB

#05_HAC_T-Coil_CDMA BC0_RC1+SO68 Voice codec / 8K Enhanced low_Ch384_Axial (Z)

Communication System: CDMA; Frequency: 836.52 MHz

Medium: Air Medium parameters used: $\sigma = 0$ S/m, $\epsilon_r = 1$; $\rho = 0$ kg/m³

Ambient Temperature : 23.7 °C

DASY5 Configuration:

- Probe: AM1DV3 - 3130; ; Calibrated: 2019/11/20
- Sensor-Surface: 0mm (Fix Surface)
- Electronics: DAE4 Sn1311; Calibrated: 2019/8/27
- Phantom: HAC Test Arch with AMCC; Type: SD HAC P01 BA;
- Measurement SW: DASY52, Version 52.10 (2);SEMCAD X Version 14.6.12 (7470)


General Scans/z (axial) 4.2mm 50 x 50/ABM Interpolated SNR(x,y,z) (121x121x1): Interpolated grid:

dx=1.000 mm, dy=1.000 mm

ABM1/ABM2 = 38.91 dB

ABM1 comp = -2.47 dBA/m

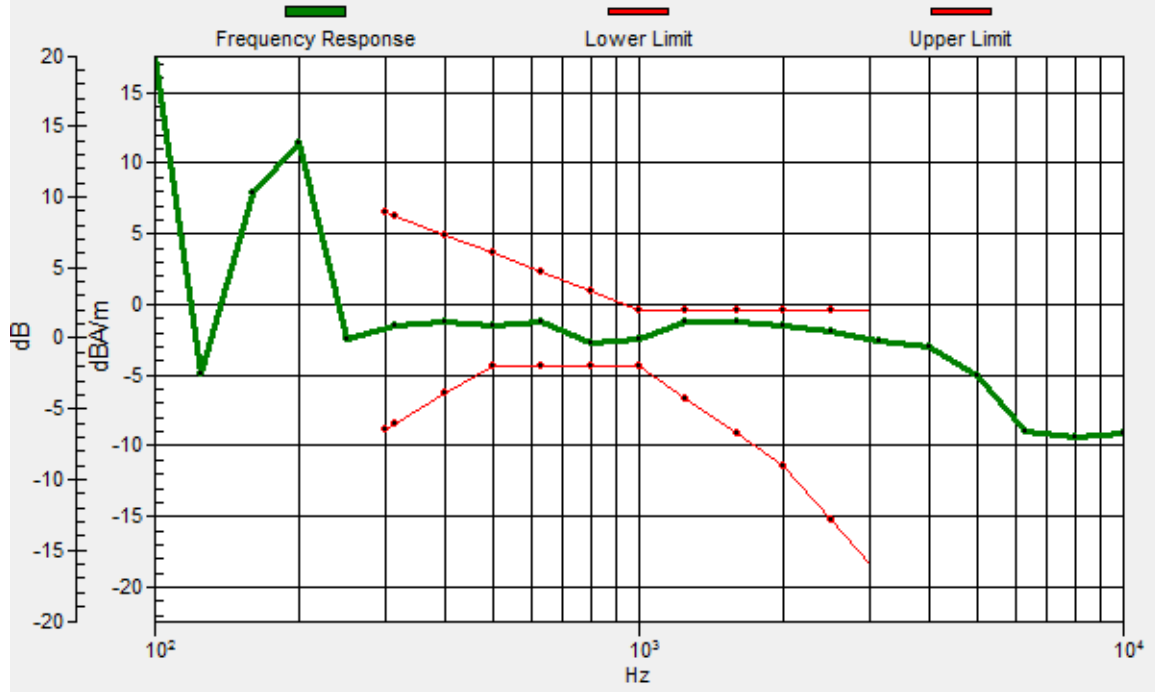
Location: 9.6, -1.9, 3.7 mm



0 dB = 88.22 = 38.91 dB

General Scans/z (axial) wideband at best S/N/ABM Freq Resp(x,y,z,f)

Loc: 11, -4, 3.7 mm Diff: 0.78dB



#05_HAC_T-Coil_CDMA BC0_RC1+SO68 Voice codec / 8K Enhanced low_Ch384_Transversal (Y)

Communication System: CDMA; Frequency: 836.52 MHz

Medium: Air Medium parameters used: $\sigma = 0$ S/m, $\epsilon_r = 1$; $\rho = 0$ kg/m³

Ambient Temperature : 23.7 °C

DASY5 Configuration:

- Probe: AM1DV3 - 3130; ; Calibrated: 2019/11/20
- Sensor-Surface: 0mm (Fix Surface)
- Electronics: DAE4 Sn1311; Calibrated: 2019/8/27
- Phantom: HAC Test Arch with AMCC; Type: SD HAC P01 BA;
- Measurement SW: DASY52, Version 52.10 (2);SEMCAD X Version 14.6.12 (7470)


General Scans/y (transversal) 4.2mm 50 x 50/ABM Interpolated SNR(x,y,z) (121x121x1): Interpolated

grid: dx=1.000 mm, dy=1.000 mm

ABM1/ABM2 = 36.56 dB

ABM1 comp = -11.49 dBA/m

Location: 6.1, 9.3, 3.7 mm



0 dB = 67.30 = 36.56 dB

#06_HAC_T-Coil_CDMA BC1_RC1+SO68 Voice codec / 8K Enhanced low_Ch600_Axial (Z)

Communication System: CDMA; Frequency: 1880 MHz

Medium: Air Medium parameters used: $\sigma = 0$ S/m, $\epsilon_r = 1$; $\rho = 0$ kg/m³

Ambient Temperature : 23.7 °C

DASY5 Configuration:

- Probe: AM1DV3 - 3130; ; Calibrated: 2019/11/20
- Sensor-Surface: 0mm (Fix Surface)
- Electronics: DAE4 Sn1311; Calibrated: 2019/8/27
- Phantom: HAC Test Arch with AMCC; Type: SD HAC P01 BA;
- Measurement SW: DASY52, Version 52.10 (2);SEMCAD X Version 14.6.12 (7470)


General Scans/z (axial) 4.2mm 50 x 50/ABM Interpolated SNR(x,y,z) (121x121x1): Interpolated grid:

dx=1.000 mm, dy=1.000 mm

ABM1/ABM2 = 43.09 dB

ABM1 comp = -4.66 dBA/m

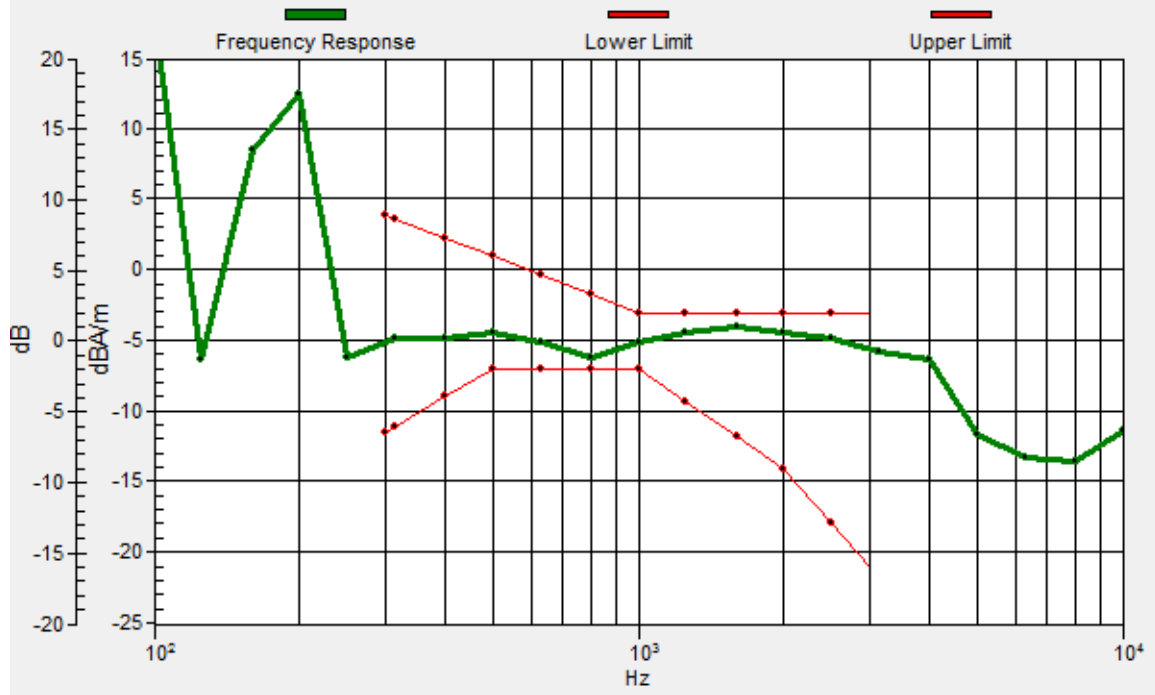
Location: 4, -2.6, 3.7 mm



0 dB = 142.7 = 43.09 dB

General Scans/z (axial) wideband at best S/N/ABM Freq Resp(x,y,z,f)

Loc: 4, -4, 3.7 mm Diff: 0.89dB



#06_HAC_T-Coil_CDMA BC1_RC1+SO68 Voice codec / 8K Enhanced low_Ch600_Transversal (Y)

Communication System: CDMA; Frequency: 1880 MHz

Medium: Air Medium parameters used: $\sigma = 0$ S/m, $\epsilon_r = 1$; $\rho = 0$ kg/m³

Ambient Temperature : 23.7 °C

DASY5 Configuration:

- Probe: AM1DV3 - 3130; ; Calibrated: 2019/11/20
- Sensor-Surface: 0mm (Fix Surface)
- Electronics: DAE4 Sn1311; Calibrated: 2019/8/27
- Phantom: HAC Test Arch with AMCC; Type: SD HAC P01 BA;
- Measurement SW: DASY52, Version 52.10 (2);SEMCAD X Version 14.6.12 (7470)


General Scans/y (transversal) 4.2mm 50 x 50/ABM Interpolated SNR(x,y,z) (121x121x1): Interpolated

grid: dx=1.000 mm, dy=1.000 mm

ABM1/ABM2 = 34.24 dB

ABM1 comp = -12.10 dBA/m

Location: 4, -11, 3.7 mm



0 dB = 51.51 = 34.24 dB

#07_HAC_T-Coil_LTE Band 2_20M_QPSK_1_0_Ch18900_Axial (Z)

Communication System: LTE ; Frequency: 1880 MHz

Medium: Air Medium parameters used: $\sigma = 0$ S/m, $\epsilon_r = 1$; $\rho = 0$ kg/m³

Ambient Temperature : 23.7 °C

DASY5 Configuration:

- Probe: AM1DV3 - 3130; ; Calibrated: 2019/11/20
- Sensor-Surface: 0mm (Fix Surface)
- Electronics: DAE4 Sn1311; Calibrated: 2019/8/27
- Phantom: HAC Test Arch with AMCC; Type: SD HAC P01 BA;
- Measurement SW: DASY52, Version 52.10 (2);SEMCAD X Version 14.6.12 (7470)


General Scans/z (axial) 4.2mm 50 x 50/ABM Interpolated SNR(x,y,z) (121x121x1): Interpolated grid:

dx=1.000 mm, dy=1.000 mm

ABM1/ABM2 = 41.03 dB

ABM1 comp = -2.97 dBA/m

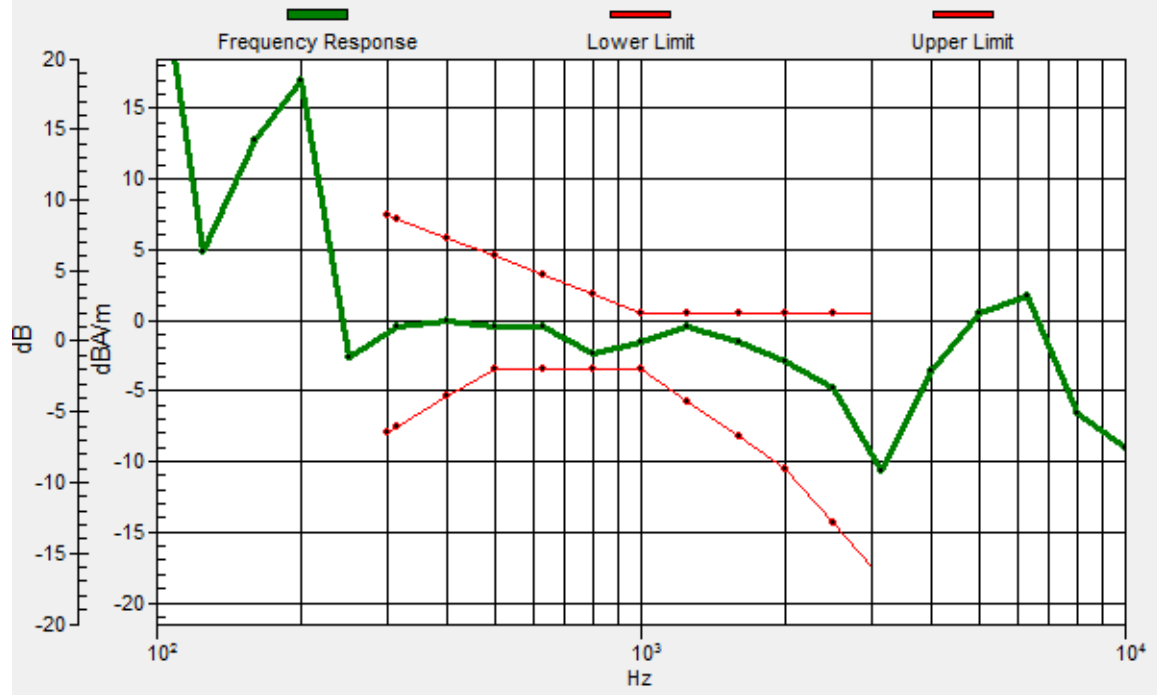
Location: 9.6, -3.3, 3.7 mm



0 dB = 112.5 = 41.02 dB

General Scans/z (axial) wideband at best S/N/ABM Freq Resp(x,y,z,f)

Loc: 11, -4, 3.7 mm Diff: 1dB



#07_HAC_T-Coil_LTE Band 2_20M_QPSK_1_0_Ch18900_Axial (Z)

Communication System: LTE ; Frequency: 1880 MHz

Medium: Air Medium parameters used: $\sigma = 0$ S/m, $\epsilon_r = 1$; $\rho = 0$ kg/m³

Ambient Temperature : 23.7 °C

DASY5 Configuration:

- Probe: AM1DV3 - 3130; ; Calibrated: 2019/11/20
- Sensor-Surface: 0mm (Fix Surface)
- Electronics: DAE4 Sn1311; Calibrated: 2019/8/27
- Phantom: HAC Test Arch with AMCC; Type: SD HAC P01 BA;
- Measurement SW: DASY52, Version 52.10 (2);SEMCAD X Version 14.6.12 (7470)

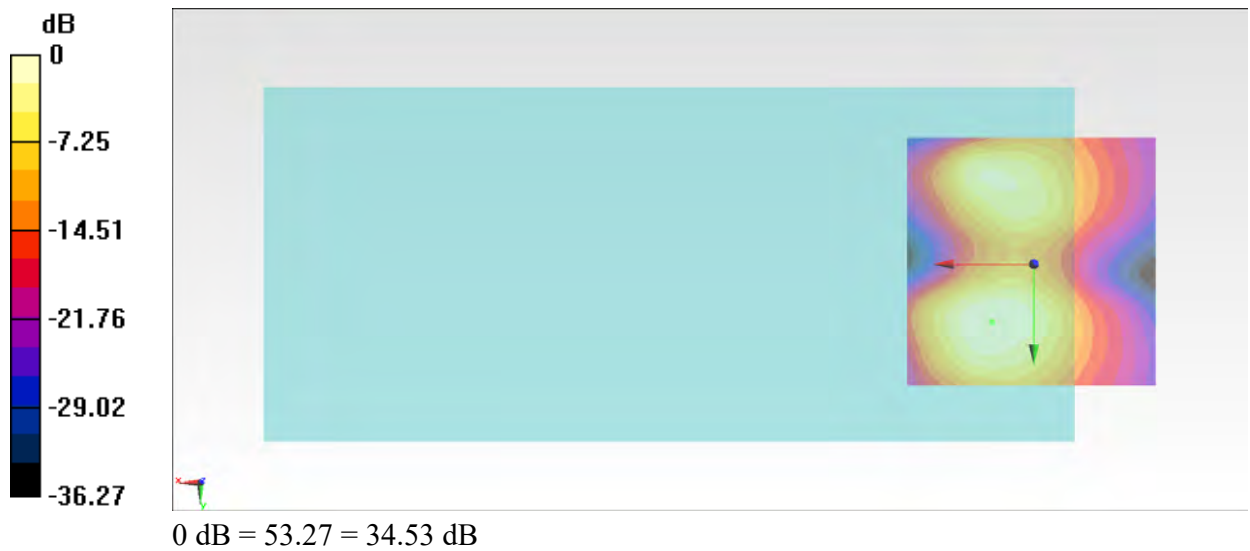
General Scans/y (transversal) 4.2mm 50 x 50/ABM Interpolated SNR(x,y,z) (121x121x1): Interpolated

grid: dx=1.000 mm, dy=1.000 mm

ABM1/ABM2 = 34.53 dB

ABM1 comp = -11.63 dBA/m

Location: 8.2, 11.4, 3.7 mm



#08_HAC_T-Coil_LTE Band 5_10M_QPSK_1_0_Ch20525_Axial (Z)

Communication System: LTE; Frequency: 836.5 MHz

Medium: Air Medium parameters used: $\sigma = 0$ S/m, $\epsilon_r = 1$; $\rho = 0$ kg/m³

Ambient Temperature : 23.7 °C

DASY5 Configuration:

- Probe: AM1DV3 - 3130; ; Calibrated: 2019/11/20
- Sensor-Surface: 0mm (Fix Surface)
- Electronics: DAE4 Sn1311; Calibrated: 2019/8/27
- Phantom: HAC Test Arch with AMCC; Type: SD HAC P01 BA;
- Measurement SW: DASY52, Version 52.10 (2);SEMCAD X Version 14.6.12 (7470)

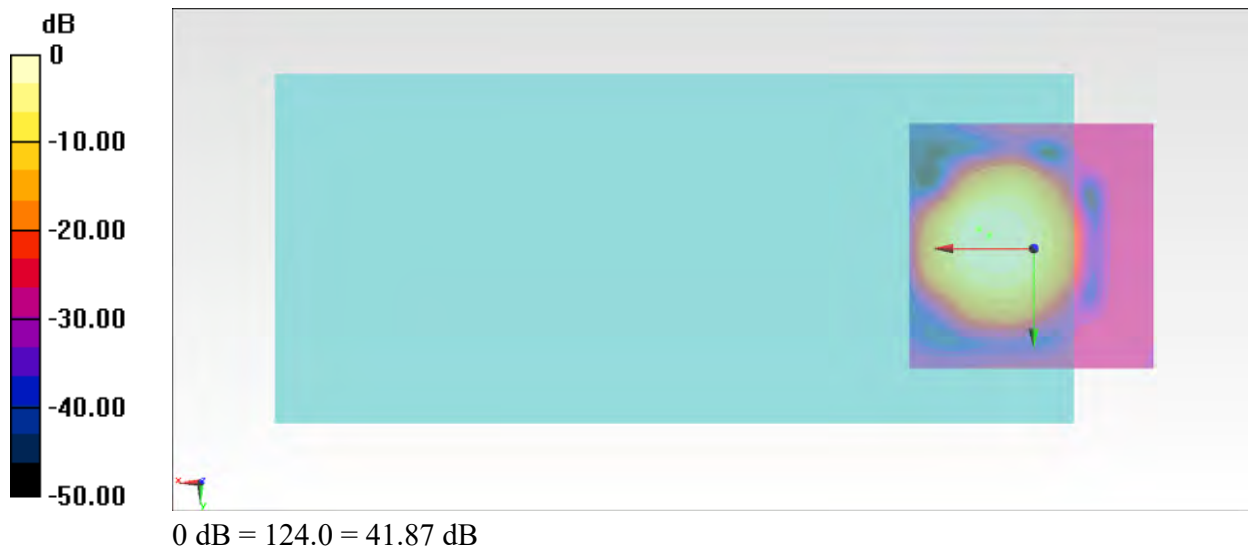
General Scans/z (axial) 4.2mm 50 x 50/ABM Interpolated SNR(x,y,z) (121x121x1): Interpolated grid:

dx=1.000 mm, dy=1.000 mm

ABM1/ABM2 = 41.87 dB

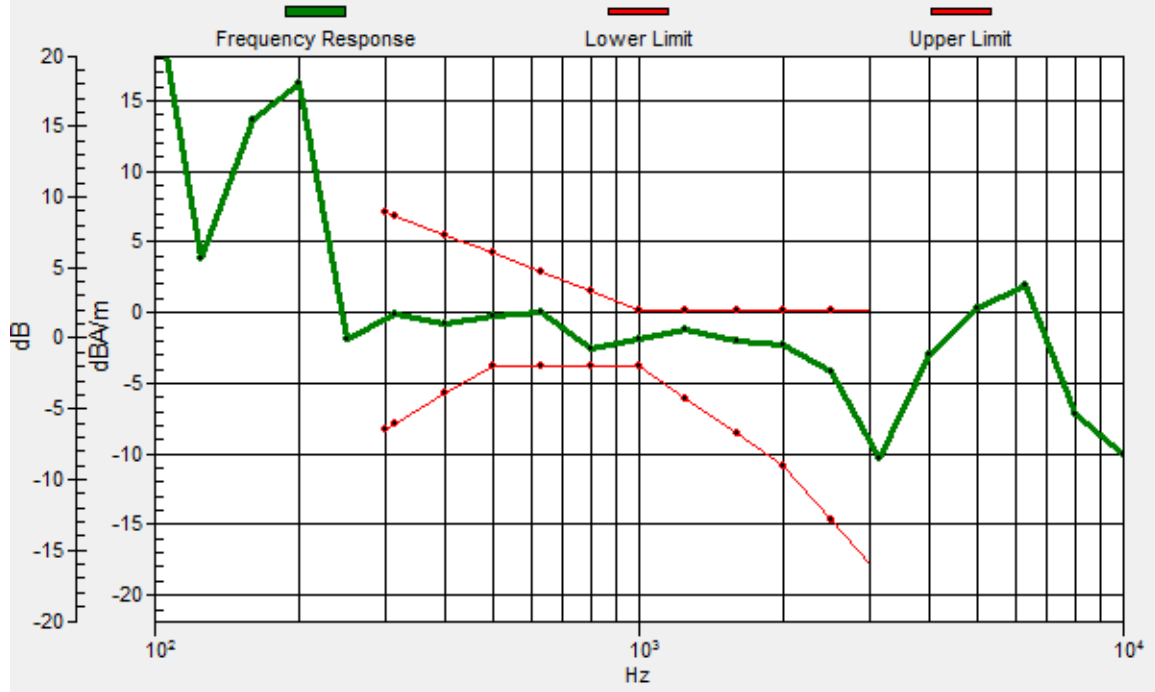
ABM1 comp = -3.20 dBA/m

Location: 8.9, -2.6, 3.7 mm



General Scans/z (axial) wideband at best S/N/ABM Freq Resp(x,y,z,f)

Loc: 11, -4, 3.7 mm Diff: 1.22dB



#08_HAC_T-Coil_LTE Band 5_10M_QPSK_1_0_Ch20525_Transversal (Y)

Communication System: LTE; Frequency: 836.5 MHz

Medium: Air Medium parameters used: $\sigma = 0$ S/m, $\epsilon_r = 1$; $\rho = 0$ kg/m³

Ambient Temperature : 23.7 °C

DASY5 Configuration:

- Probe: AM1DV3 - 3130; ; Calibrated: 2019/11/20
- Sensor-Surface: 0mm (Fix Surface)
- Electronics: DAE4 Sn1311; Calibrated: 2019/8/27
- Phantom: HAC Test Arch with AMCC; Type: SD HAC P01 BA;
- Measurement SW: DASY52, Version 52.10 (2);SEMCAD X Version 14.6.12 (7470)

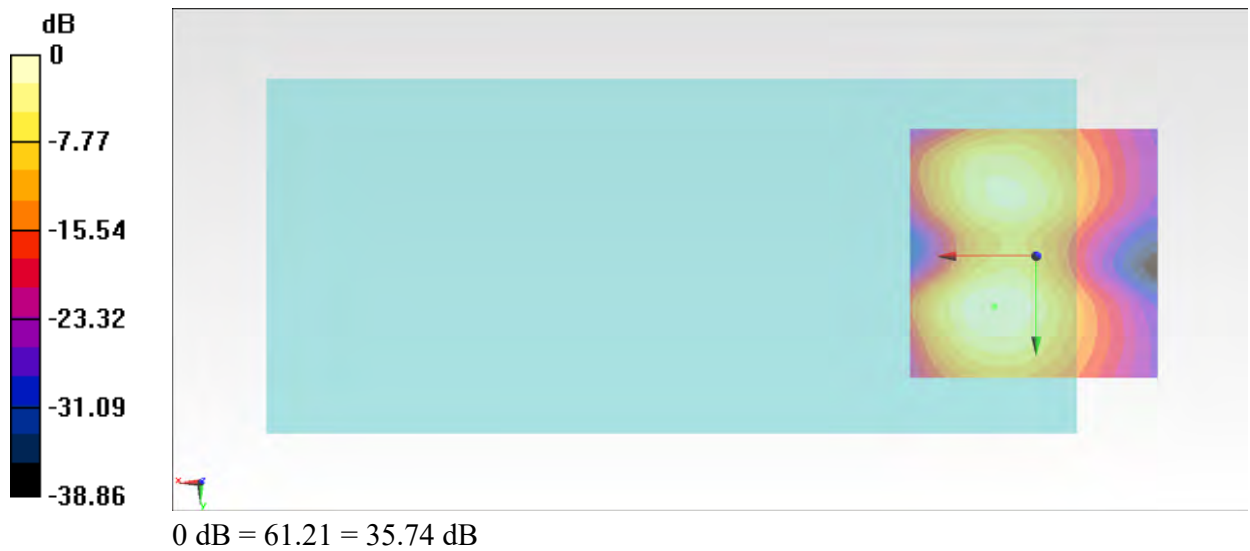
General Scans/y (transversal) 4.2mm 50 x 50/ABM Interpolated SNR(x,y,z) (121x121x1): Interpolated

grid: dx=1.000 mm, dy=1.000 mm

ABM1/ABM2 = 35.74 dB

ABM1 comp = -11.12 dBA/m

Location: 8.2, 10, 3.7 mm



#09_HAC_T-Coil_LTE Band 7_20M_QPSK_1_0_Ch21100_Axial (Z)

Communication System: LTE; Frequency: 2535 MHz

Medium: Air Medium parameters used: $\sigma = 0$ S/m, $\epsilon_r = 1$; $\rho = 0$ kg/m³

Ambient Temperature : 23.7 °C

DASY5 Configuration:

- Probe: AM1DV3 - 3130; ; Calibrated: 2019/11/20
- Sensor-Surface: 0mm (Fix Surface)
- Electronics: DAE4 Sn1311; Calibrated: 2019/8/27
- Phantom: HAC Test Arch with AMCC; Type: SD HAC P01 BA;
- Measurement SW: DASY52, Version 52.10 (2);SEMCAD X Version 14.6.12 (7470)


General Scans/z (axial) 4.2mm 50 x 50/ABM Interpolated SNR(x,y,z) (121x121x1): Interpolated grid:

dx=1.000 mm, dy=1.000 mm

ABM1/ABM2 = 41.42 dB

ABM1 comp = -3.09 dBA/m

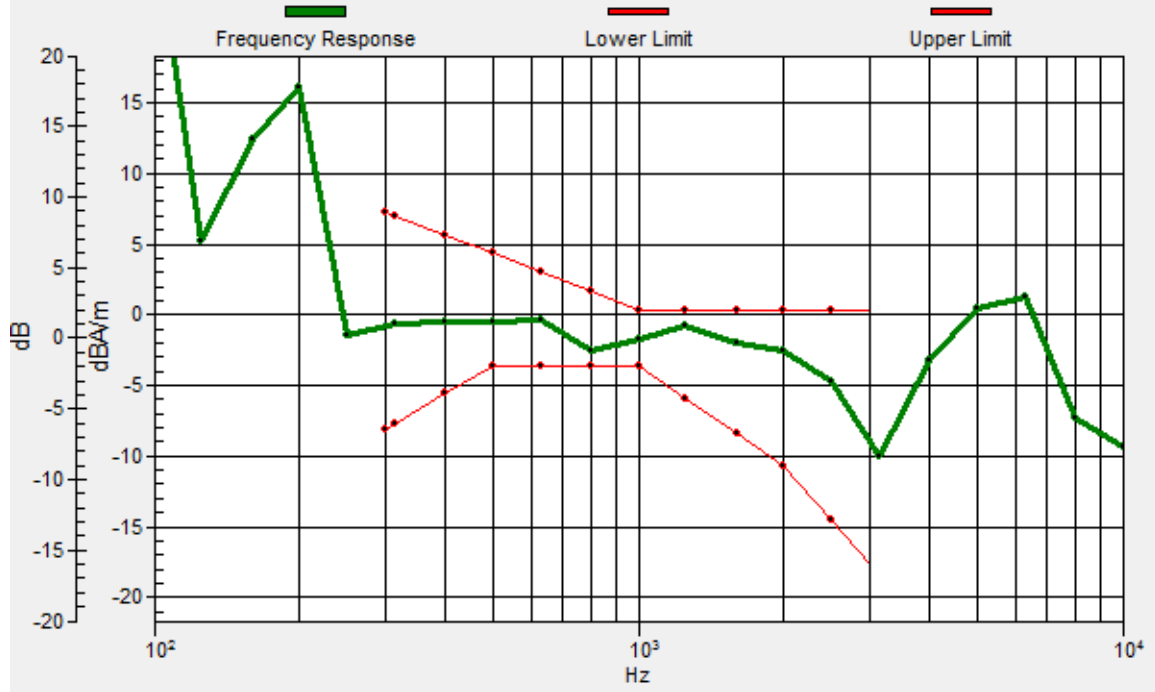
Location: 8.9, -2.6, 3.7 mm



0 dB = 117.7 = 41.42 dB

General Scans/z (axial) wideband at best S/N/ABM Freq Resp(x,y,z,f)

Loc: 11, -4, 3.7 mm Diff: 1.12dB



#09_HAC_T-Coil_LTE Band 7_20M_QPSK_1_0_Ch21100_Transversal (Y)

Communication System: LTE; Frequency: 2535 MHz

Medium: Air Medium parameters used: $\sigma = 0$ S/m, $\epsilon_r = 1$; $\rho = 0$ kg/m³

Ambient Temperature : 23.7 °C

DASY5 Configuration:

- Probe: AM1DV3 - 3130; ; Calibrated: 2019/11/20
- Sensor-Surface: 0mm (Fix Surface)
- Electronics: DAE4 Sn1311; Calibrated: 2019/8/27
- Phantom: HAC Test Arch with AMCC; Type: SD HAC P01 BA;
- Measurement SW: DASY52, Version 52.10 (2);SEMCAD X Version 14.6.12 (7470)


General Scans/y (transversal) 4.2mm 50 x 50/ABM Interpolated SNR(x,y,z) (121x121x1): Interpolated

grid: dx=1.000 mm, dy=1.000 mm

ABM1/ABM2 = 35.61 dB

ABM1 comp = -11.62 dBA/m

Location: 6.8, 10.7, 3.7 mm



#10_HAC_T-Coil_LTE Band 12_10M_QPSK_1_0_Ch23095_Axial (Z)

Communication System: LTE; Frequency: 707.5 MHz

Medium: Air Medium parameters used: $\sigma = 0$ S/m, $\epsilon_r = 1$; $\rho = 0$ kg/m³

Ambient Temperature : 23.7 °C

DASY5 Configuration:

- Probe: AM1DV3 - 3130; ; Calibrated: 2019/11/20
- Sensor-Surface: 0mm (Fix Surface)
- Electronics: DAE4 Sn1311; Calibrated: 2019/8/27
- Phantom: HAC Test Arch with AMCC; Type: SD HAC P01 BA;
- Measurement SW: DASY52, Version 52.10 (2);SEMCAD X Version 14.6.12 (7470)


General Scans/z (axial) 4.2mm 50 x 50/ABM Interpolated SNR(x,y,z) (121x121x1): Interpolated grid:

dx=1.000 mm, dy=1.000 mm

ABM1/ABM2 = 40.56 dB

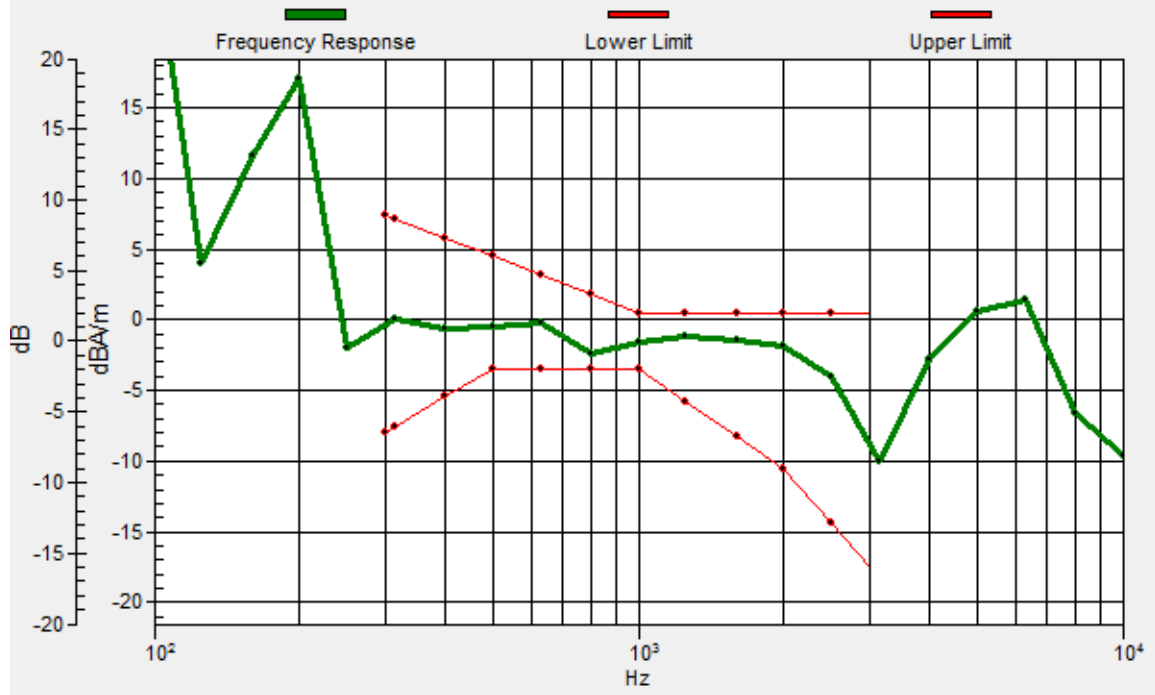
ABM1 comp = -3.98 dBA/m

Location: 7.5, -1.2, 3.7 mm



General Scans/z (axial) wideband at best S/N/ABM Freq Resp(x,y,z,f)

Loc: 11, -4, 3.7 mm Diff: 1.16dB



#10_HAC_T-Coil_LTE Band 12_10M_QPSK_1_0_Ch23095_Transversal (Y)

Communication System: LTE; Frequency: 707.5 MHz

Medium: Air Medium parameters used: $\sigma = 0$ S/m, $\epsilon_r = 1$; $\rho = 0$ kg/m³

Ambient Temperature : 23.7 °C

DASY5 Configuration:

- Probe: AM1DV3 - 3130; ; Calibrated: 2019/11/20
- Sensor-Surface: 0mm (Fix Surface)
- Electronics: DAE4 Sn1311; Calibrated: 2019/8/27
- Phantom: HAC Test Arch with AMCC; Type: SD HAC P01 BA;
- Measurement SW: DASY52, Version 52.10 (2);SEMCAD X Version 14.6.12 (7470)


General Scans/y (transversal) 4.2mm 50 x 50/ABM Interpolated SNR(x,y,z) (121x121x1): Interpolated

grid: dx=1.000 mm, dy=1.000 mm

ABM1/ABM2 = 35.75 dB

ABM1 comp = -11.05 dBA/m

Location: 8.9, 10.7, 3.7 mm



#11_HAC_T-Coil_LTE Band 13_10M_QPSK_1_0_Ch23230_Axial (Z)

Communication System: LTE; Frequency: 782 MHz

Medium: Air Medium parameters used: $\sigma = 0$ S/m, $\epsilon_r = 1$; $\rho = 0$ kg/m³

Ambient Temperature : 23.7 °C

DASY5 Configuration:

- Probe: AM1DV3 - 3130; ; Calibrated: 2019/11/20
- Sensor-Surface: 0mm (Fix Surface)
- Electronics: DAE4 Sn1311; Calibrated: 2019/8/27
- Phantom: HAC Test Arch with AMCC; Type: SD HAC P01 BA;
- Measurement SW: DASY52, Version 52.10 (2);SEMCAD X Version 14.6.12 (7470)

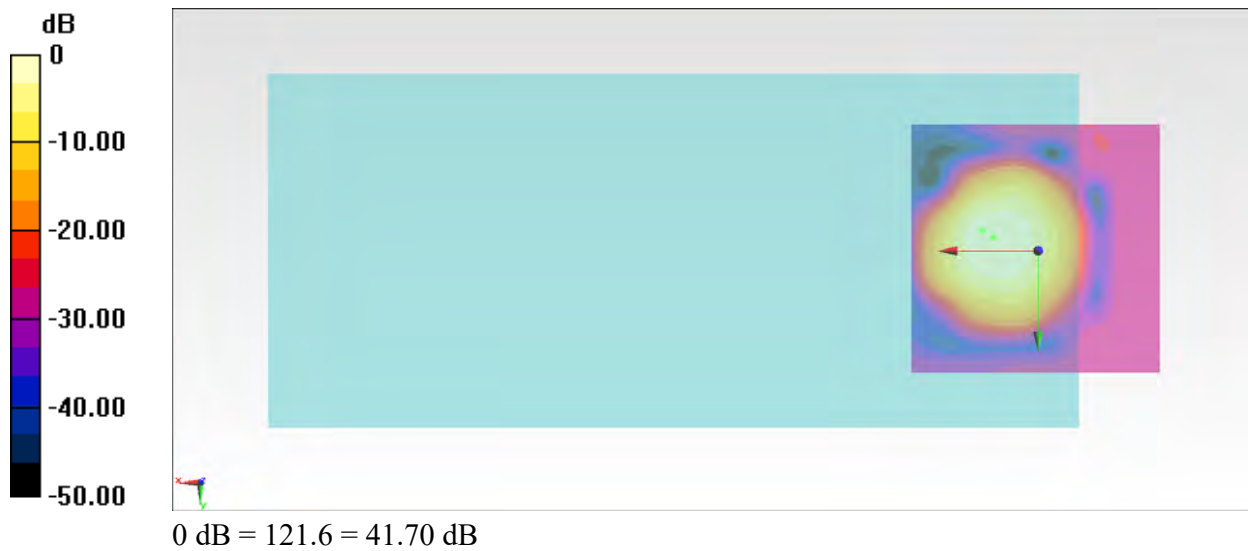
General Scans/z (axial) 4.2mm 50 x 50/ABM Interpolated SNR(x,y,z) (121x121x1): Interpolated grid:

dx=1.000 mm, dy=1.000 mm

ABM1/ABM2 = 41.70 dB

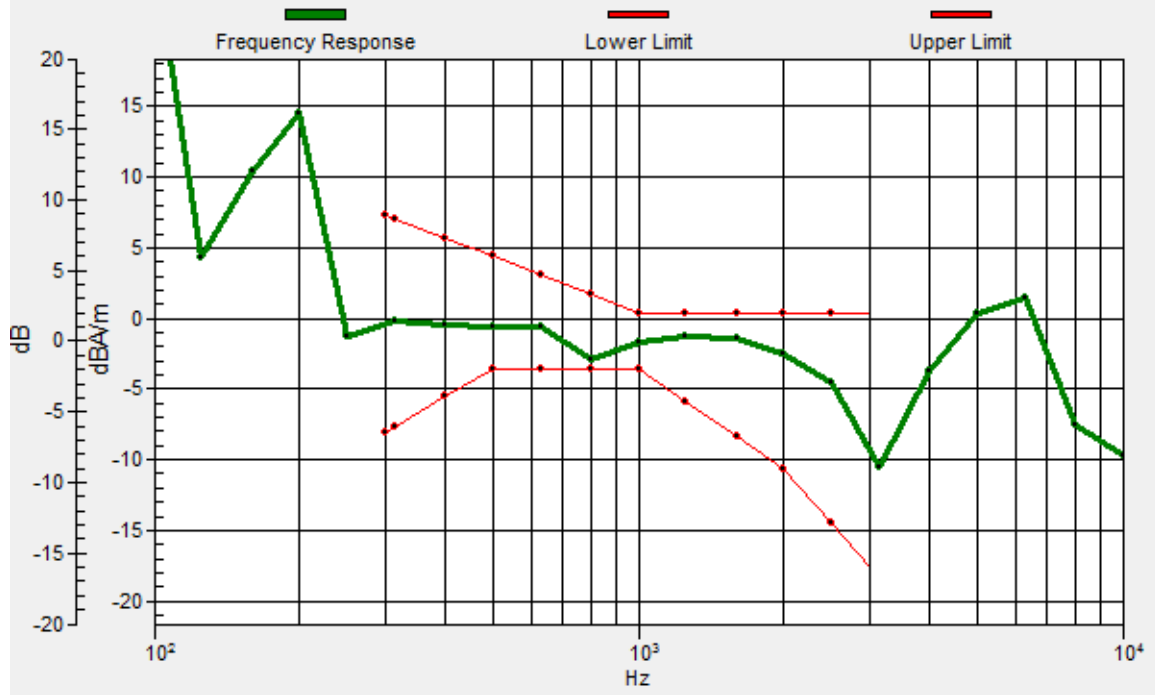
ABM1 comp = -3.10 dBA/m

Location: 8.9, -2.6, 3.7 mm



General Scans/z (axial) wideband at best S/N/ABM Freq Resp(x,y,z,f)

Loc: 11, -4, 3.7 mm Diff: 0.7dB



#11_HAC_T-Coil_LTE Band 13_10M_QPSK_1_0_Ch23230_Transversal (Y)

Communication System: LTE; Frequency: 782 MHz

Medium: Air Medium parameters used: $\sigma = 0$ S/m, $\epsilon_r = 1$; $\rho = 0$ kg/m³

Ambient Temperature : 23.7 °C

DASY5 Configuration:

- Probe: AM1DV3 - 3130; ; Calibrated: 2019/11/20
- Sensor-Surface: 0mm (Fix Surface)
- Electronics: DAE4 Sn1311; Calibrated: 2019/8/27
- Phantom: HAC Test Arch with AMCC; Type: SD HAC P01 BA;
- Measurement SW: DASY52, Version 52.10 (2);SEMCAD X Version 14.6.12 (7470)


General Scans/y (transversal) 4.2mm 50 x 50/ABM Interpolated SNR(x,y,z) (121x121x1): Interpolated

grid: dx=1.000 mm, dy=1.000 mm

ABM1/ABM2 = 36.29 dB

ABM1 comp = -10.99 dBA/m

Location: 8.9, 10.7, 3.7 mm



#12_HAC_T-Coil_LTE Band 48_20M_QPSK_1_0_Ch55830_Axial (Z)

Communication System: LTE TDD; Frequency: 3609 MHz

Medium: Air Medium parameters used: $\sigma = 0$ S/m, $\epsilon_r = 1$; $\rho = 0$ kg/m³

Ambient Temperature : 23.7 °C

DASY5 Configuration:

- Probe: AM1DV3 - 3130; ; Calibrated: 2019/11/20
- Sensor-Surface: 0mm (Fix Surface)
- Electronics: DAE4 Sn1311; Calibrated: 2019/8/27
- Phantom: HAC Test Arch with AMCC; Type: SD HAC P01 BA;
- Measurement SW: DASY52, Version 52.10 (2);SEMCAD X Version 14.6.12 (7470)


General Scans/z (axial) 4.2mm 50 x 50/ABM Interpolated SNR(x,y,z) (121x121x1): Interpolated grid:

dx=1.000 mm, dy=1.000 mm

ABM1/ABM2 = 36.29 dB

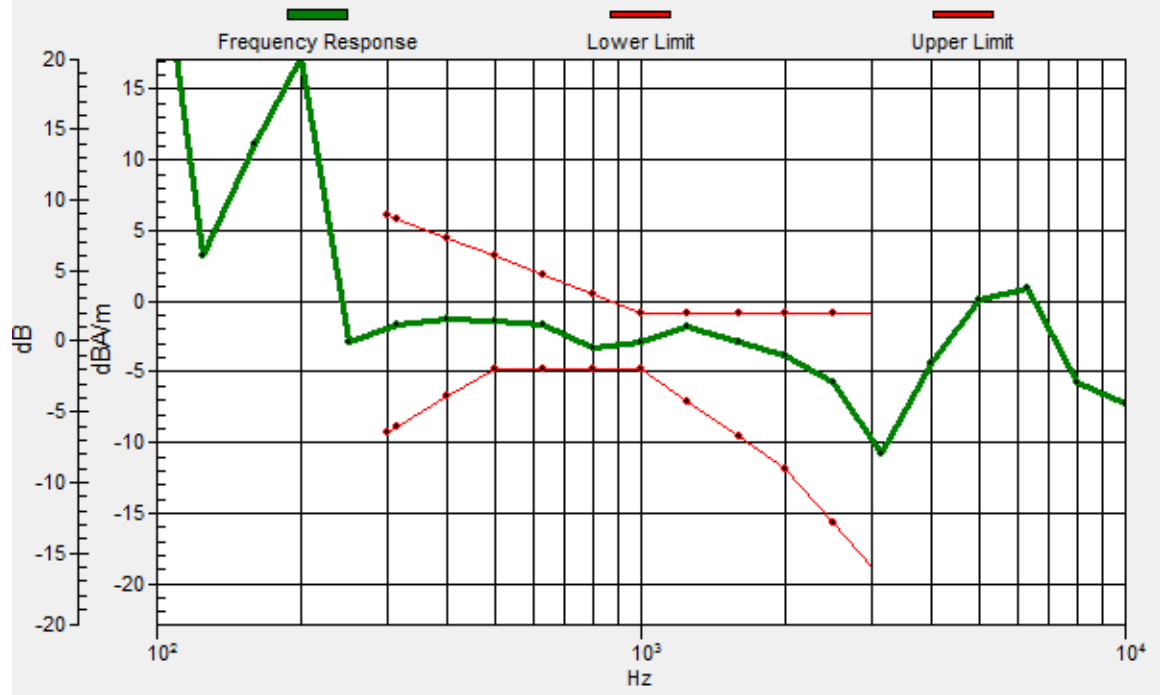
ABM1 comp = -3.14 dBA/m

Location: 10.3, -0.5, 3.7 mm



General Scans/z (axial) wideband at best S/N/ABM Freq Resp(x,y,z,f)

Loc: 11, 3, 3.7 mm Diff: 0.92dB



#12_HAC_T-Coil_LTE Band 48_20M_QPSK_1_0_Ch55830_Transversal (Y)

Communication System: LTE TDD; Frequency: 3609 MHz

Medium: Air Medium parameters used: $\sigma = 0$ S/m, $\epsilon_r = 1$; $\rho = 0$ kg/m³

Ambient Temperature : 23.7 °C

DASY5 Configuration:

- Probe: AM1DV3 - 3130; ; Calibrated: 2019/11/20
- Sensor-Surface: 0mm (Fix Surface)
- Electronics: DAE4 Sn1311; Calibrated: 2019/8/27
- Phantom: HAC Test Arch with AMCC; Type: SD HAC P01 BA;
- Measurement SW: DASY52, Version 52.10 (2);SEMCAD X Version 14.6.12 (7470)

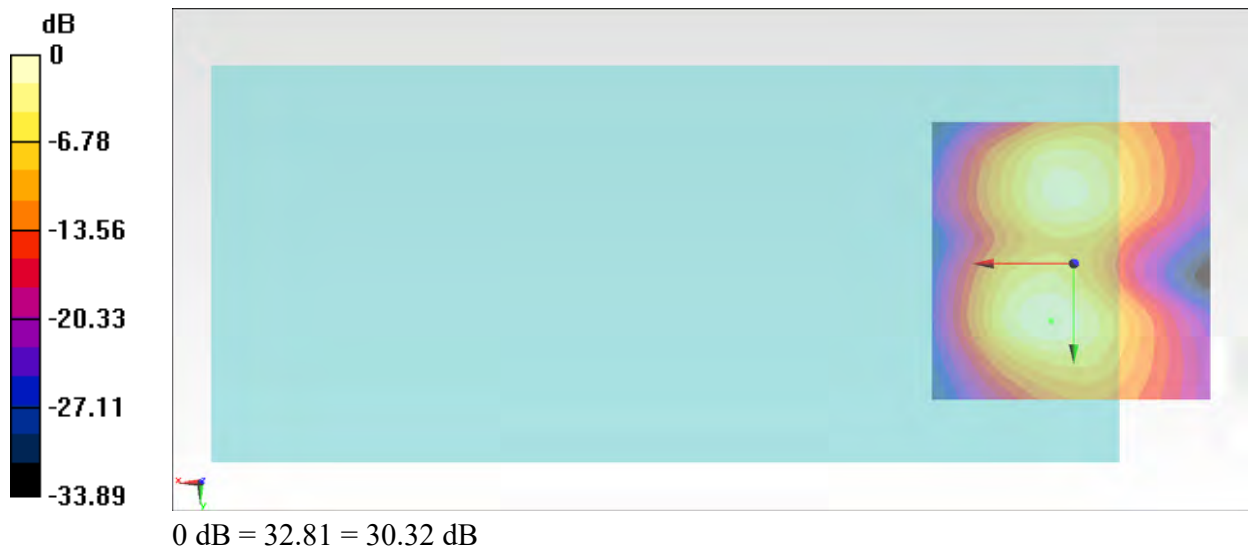
General Scans/y (transversal) 4.2mm 50 x 50/ABM Interpolated SNR(x,y,z) (121x121x1): Interpolated

grid: dx=1.000 mm, dy=1.000 mm

ABM1/ABM2 = 30.32 dB

ABM1 comp = -13.01 dBA/m

Location: 4, 10, 3.7 mm



#13_HAC_T-Coil_LTE Band 66_20M_QPSK_1_0_Ch132322_Axial (Z)

Communication System: LTE; Frequency: 1745 MHz

Medium: Air Medium parameters used: $\sigma = 0$ S/m, $\epsilon_r = 1$; $\rho = 0$ kg/m³

Ambient Temperature : 23.7 °C

DASY5 Configuration:

- Probe: AM1DV3 - 3130; ; Calibrated: 2019/11/20
- Sensor-Surface: 0mm (Fix Surface)
- Electronics: DAE4 Sn1311; Calibrated: 2019/8/27
- Phantom: HAC Test Arch with AMCC; Type: SD HAC P01 BA;
- Measurement SW: DASY52, Version 52.10 (2);SEMCAD X Version 14.6.12 (7470)

General Scans/z (axial) 4.2mm 50 x 50/ABM Interpolated SNR(x,y,z) (121x121x1): Interpolated grid:

dx=1.000 mm, dy=1.000 mm

ABM1/ABM2 = 40.67 dB

ABM1 comp = -3.57 dBA/m

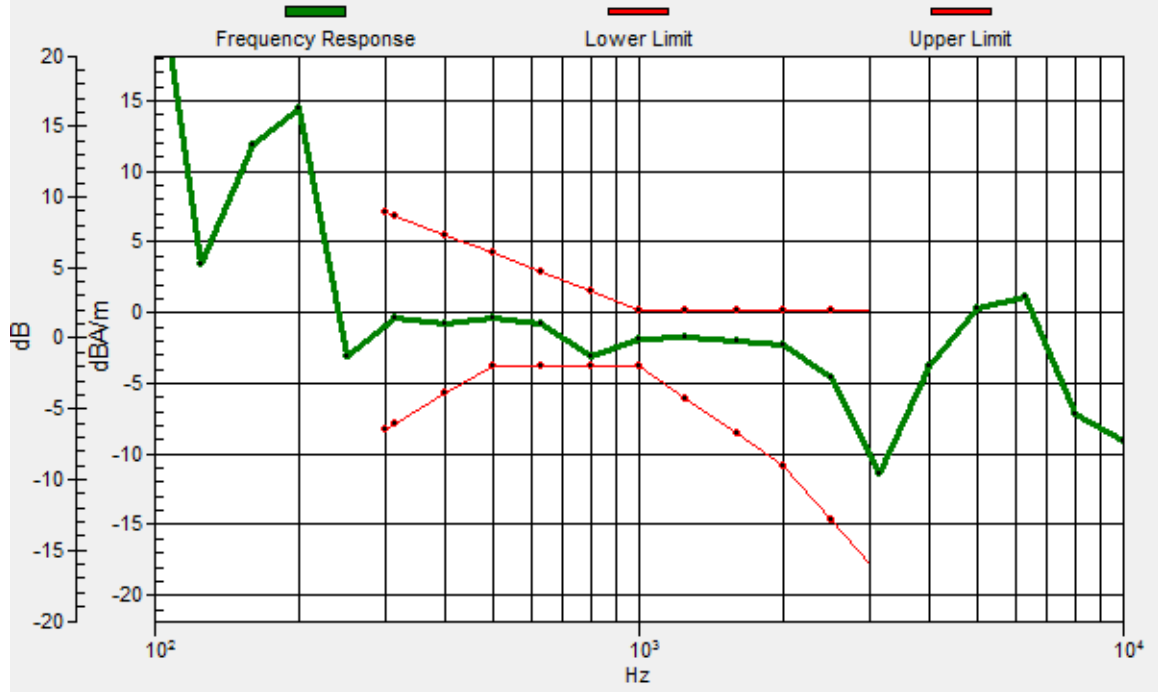
Location: 8.9, -2.6, 3.7 mm



0 dB = 108.0 = 40.67 dB

General Scans/z (axial) wideband at best S/N/ABM Freq Resp(x,y,z,f)

Loc: 11, -4, 3.7 mm Diff: 0.73dB



#13_HAC_T-Coil_LTE Band 66_20M_QPSK_1_0_Ch132322_Transversal (Y)

Communication System: LTE; Frequency: 1745 MHz

Medium: Air Medium parameters used: $\sigma = 0$ S/m, $\epsilon_r = 1$; $\rho = 0$ kg/m³

Ambient Temperature : 23.7 °C

DASY5 Configuration:

- Probe: AM1DV3 - 3130; ; Calibrated: 2019/11/20
- Sensor-Surface: 0mm (Fix Surface)
- Electronics: DAE4 Sn1311; Calibrated: 2019/8/27
- Phantom: HAC Test Arch with AMCC; Type: SD HAC P01 BA;
- Measurement SW: DASY52, Version 52.10 (2);SEMCAD X Version 14.6.12 (7470)


General Scans/y (transversal) 4.2mm 50 x 50/ABM Interpolated SNR(x,y,z) (121x121x1): Interpolated

grid: dx=1.000 mm, dy=1.000 mm

ABM1/ABM2 = 35.46 dB

ABM1 comp = -10.73 dBA/m

Location: 9.6, 10.7, 3.7 mm



0 dB = 59.32 = 35.46 dB

#14_HAC_T-Coil_WLAN2.4GHz_802.11b 1Mbps_Ch6_Ant 1_Axial (Z)

Communication System: 802.11b ; Frequency: 2437 MHz

Medium: Air Medium parameters used: $\sigma = 0$ S/m, $\epsilon_r = 1$; $\rho = 0$ kg/m³

Ambient Temperature : 23.7 °C

DASY5 Configuration:

- Probe: AM1DV3 - 3130; ; Calibrated: 2019/11/20
- Sensor-Surface: 0mm (Fix Surface)
- Electronics: DAE4 Sn1311; Calibrated: 2019/8/27
- Phantom: HAC Test Arch with AMCC; Type: SD HAC P01 BA;
- Measurement SW: DASY52, Version 52.10 (2);SEMCAD X Version 14.6.12 (7470)

General Scans/z (axial) 4.2mm 50 x 50/ABM Interpolated SNR(x,y,z) (121x121x1): Interpolated grid:

dx=1.000 mm, dy=1.000 mm

ABM1/ABM2 = 34.10 dB

ABM1 comp = -8.65 dBA/m

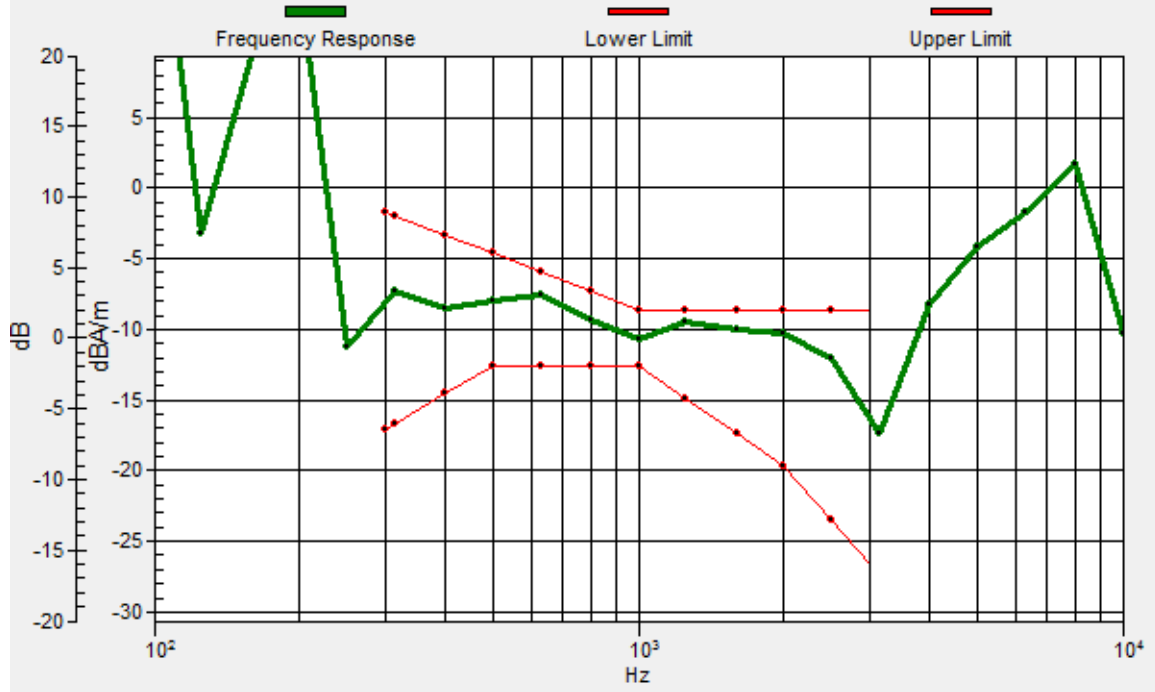
Location: 11.7, -3.3, 3.7 mm



0 dB = 50.71 = 34.10 dB

General Scans/z (axial) wideband at best S/N/ABM Freq Resp(x,y,z,f)

Loc: 11, -4, 3.7 mm Diff: 0.89dB



#14_HAC_T-Coil_WLAN2.4GHz_802.11b 1Mbps_Ch6_Ant 1_Transversal (Y)

Communication System: 802.11b ; Frequency: 2437 MHz

Medium: Air Medium parameters used: $\sigma = 0$ S/m, $\epsilon_r = 1$; $\rho = 0$ kg/m³

Ambient Temperature : 23.7 °C

DASY5 Configuration:

- Probe: AM1DV3 - 3130; ; Calibrated: 2019/11/20
- Sensor-Surface: 0mm (Fix Surface)
- Electronics: DAE4 Sn1311; Calibrated: 2019/8/27
- Phantom: HAC Test Arch with AMCC; Type: SD HAC P01 BA;
- Measurement SW: DASY52, Version 52.10 (2);SEMCAD X Version 14.6.12 (7470)


General Scans/y (transversal) 4.2mm 50 x 50/ABM Interpolated SNR(x,y,z) (121x121x1): Interpolated

grid: dx=1.000 mm, dy=1.000 mm

ABM1/ABM2 = 32.71 dB

ABM1 comp = -14.62 dBA/m

Location: 11.7, 9.3, 3.7 mm



0 dB = 43.20 = 32.71 dB

#15_HAC_T-Coil_WLAN5GHz_802.11a 6Mbps_Ch40_Ant 1_Axial (Z)

Communication System: 802.11a; Frequency: 5200 MHz

Medium: Air Medium parameters used: $\sigma = 0$ S/m, $\epsilon_r = 1$; $\rho = 0$ kg/m³

Ambient Temperature : 23.7 °C

DASY5 Configuration:

- Probe: AM1DV3 - 3130; ; Calibrated: 2019/11/20
- Sensor-Surface: 0mm (Fix Surface)
- Electronics: DAE4 Sn1311; Calibrated: 2019/8/27
- Phantom: HAC Test Arch with AMCC; Type: SD HAC P01 BA;
- Measurement SW: DASY52, Version 52.10 (2);SEMCAD X Version 14.6.12 (7470)

General Scans/z (axial) 4.2mm 50 x 50/ABM Interpolated SNR(x,y,z) (121x121x1): Interpolated grid:

dx=1.000 mm, dy=1.000 mm

ABM1/ABM2 = 35.74 dB

ABM1 comp = -13.19 dBA/m

Location: 4, 2.3, 3.7 mm



0 dB = 61.25 = 35.74 dB

General Scans/z (axial) wideband at best S/N/ABM Freq Resp(x,y,z,f)

Loc: 4, 3, 3.7 mm Diff: 0.86dB



#15_HAC_T-Coil_WLAN5GHz_802.11a 6Mbps_Ch40_Ant 1_Transversal (Y)

Communication System: 802.11a; Frequency: 5200 MHz

Medium: Air Medium parameters used: $\sigma = 0$ S/m, $\epsilon_r = 1$; $\rho = 0$ kg/m³

Ambient Temperature : 23.7 °C

DASY5 Configuration:

- Probe: AM1DV3 - 3130; ; Calibrated: 2019/11/20
- Sensor-Surface: 0mm (Fix Surface)
- Electronics: DAE4 Sn1311; Calibrated: 2019/8/27
- Phantom: HAC Test Arch with AMCC; Type: SD HAC P01 BA;
- Measurement SW: DASY52, Version 52.10 (2);SEMCAD X Version 14.6.12 (7470)


General Scans/y (transversal) 4.2mm 50 x 50/ABM Interpolated SNR(x,y,z) (121x121x1): Interpolated

grid: dx=1.000 mm, dy=1.000 mm

ABM1/ABM2 = 31.49 dB

ABM1 comp = -16.94 dBA/m

Location: 4, -11, 3.7 mm



0 dB = 37.55 = 31.49 dB

#16_HAC_T-Coil_WLAN5GHz_802.11a 6Mbps_Ch60_Ant 1_Axial (Z)

Communication System: 802.11a; Frequency: 5300 MHz

Medium: Air Medium parameters used: $\sigma = 0$ S/m, $\epsilon_r = 1$; $\rho = 0$ kg/m³

Ambient Temperature : 23.7 °C

DASY5 Configuration:

- Probe: AM1DV3 - 3130; ; Calibrated: 2019/11/20
- Sensor-Surface: 0mm (Fix Surface)
- Electronics: DAE4 Sn1311; Calibrated: 2019/8/27
- Phantom: HAC Test Arch with AMCC; Type: SD HAC P01 BA;
- Measurement SW: DASY52, Version 52.10 (2);SEMCAD X Version 14.6.12 (7470)

General Scans/z (axial) 4.2mm 50 x 50/ABM Interpolated SNR(x,y,z) (121x121x1): Interpolated grid:

dx=1.000 mm, dy=1.000 mm

ABM1/ABM2 = 40.14 dB

ABM1 comp = -8.39 dBA/m

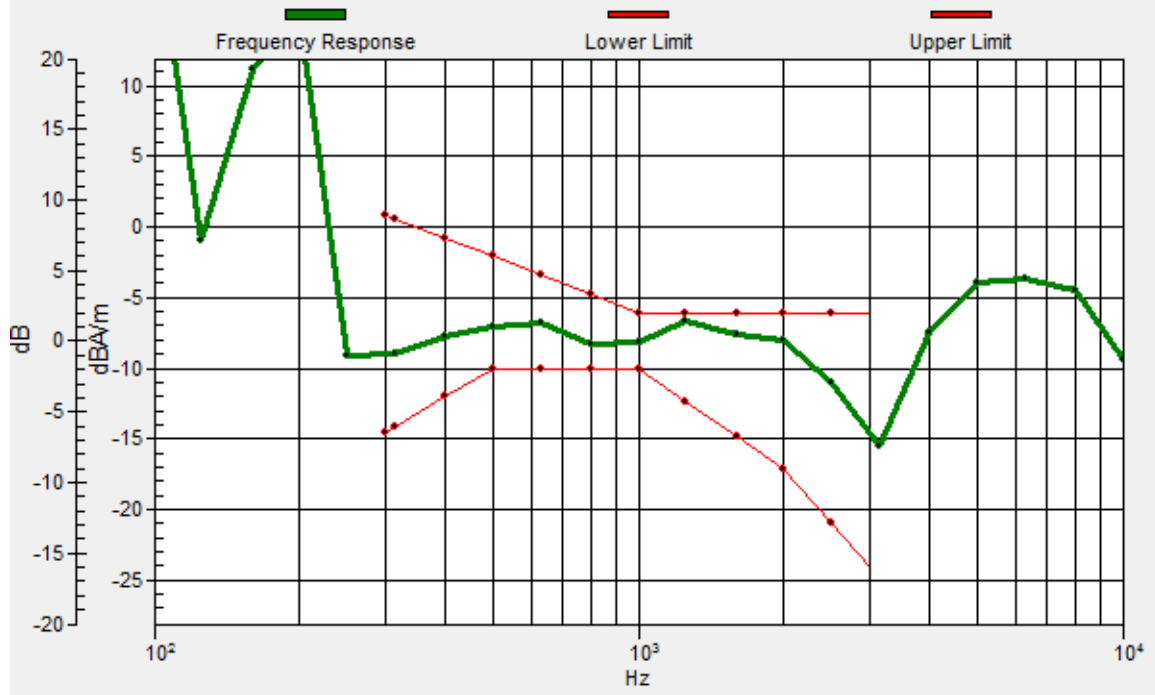
Location: 9.6, -2.6, 3.7 mm



0 dB = 101.7 = 40.15 dB

General Scans/z (axial) wideband at best S/N/ABM Freq Resp(x,y,z,f)

Loc: 11, -4, 3.7 mm Diff: 0.63dB



#16_HAC_T-Coil_WLAN5GHz_802.11a 6Mbps_Ch60_Ant 1_Transversal (Y)

Communication System: 802.11a; Frequency: 5300 MHz

Medium: Air Medium parameters used: $\sigma = 0$ S/m, $\epsilon_r = 1$; $\rho = 0$ kg/m³

Ambient Temperature : 23.7 °C

DASY5 Configuration:

- Probe: AM1DV3 - 3130; ; Calibrated: 2019/11/20
- Sensor-Surface: 0mm (Fix Surface)
- Electronics: DAE4 Sn1311; Calibrated: 2019/8/27
- Phantom: HAC Test Arch with AMCC; Type: SD HAC P01 BA;
- Measurement SW: DASY52, Version 52.10 (2);SEMCAD X Version 14.6.12 (7470)


General Scans/y (transversal) 4.2mm 50 x 50/ABM Interpolated SNR(x,y,z) (121x121x1): Interpolated

grid: dx=1.000 mm, dy=1.000 mm

ABM1/ABM2 = 31.57 dB

ABM1 comp = -16.50 dBA/m

Location: 6.1, 9.3, 3.7 mm



0 dB = 37.90 = 31.57 dB

#17_HAC_T-Coil_WLAN5GHz_802.11a 6Mbps_Ch124_Ant 1_Axial (Z)

Communication System: 802.11a; Frequency: 5620 MHz

Medium: Air Medium parameters used: $\sigma = 0$ S/m, $\epsilon_r = 1$; $\rho = 0$ kg/m³

Ambient Temperature : 23.7 °C

DASY5 Configuration:

- Probe: AM1DV3 - 3130; ; Calibrated: 2019/11/20
- Sensor-Surface: 0mm (Fix Surface)
- Electronics: DAE4 Sn1311; Calibrated: 2019/8/27
- Phantom: HAC Test Arch with AMCC; Type: SD HAC P01 BA;
- Measurement SW: DASY52, Version 52.10 (2);SEMCAD X Version 14.6.12 (7470)

General Scans/z (axial) 4.2mm 50 x 50/ABM Interpolated SNR(x,y,z) (121x121x1): Interpolated grid:

dx=1.000 mm, dy=1.000 mm

ABM1/ABM2 = 39.32 dB

ABM1 comp = -6.79 dBA/m

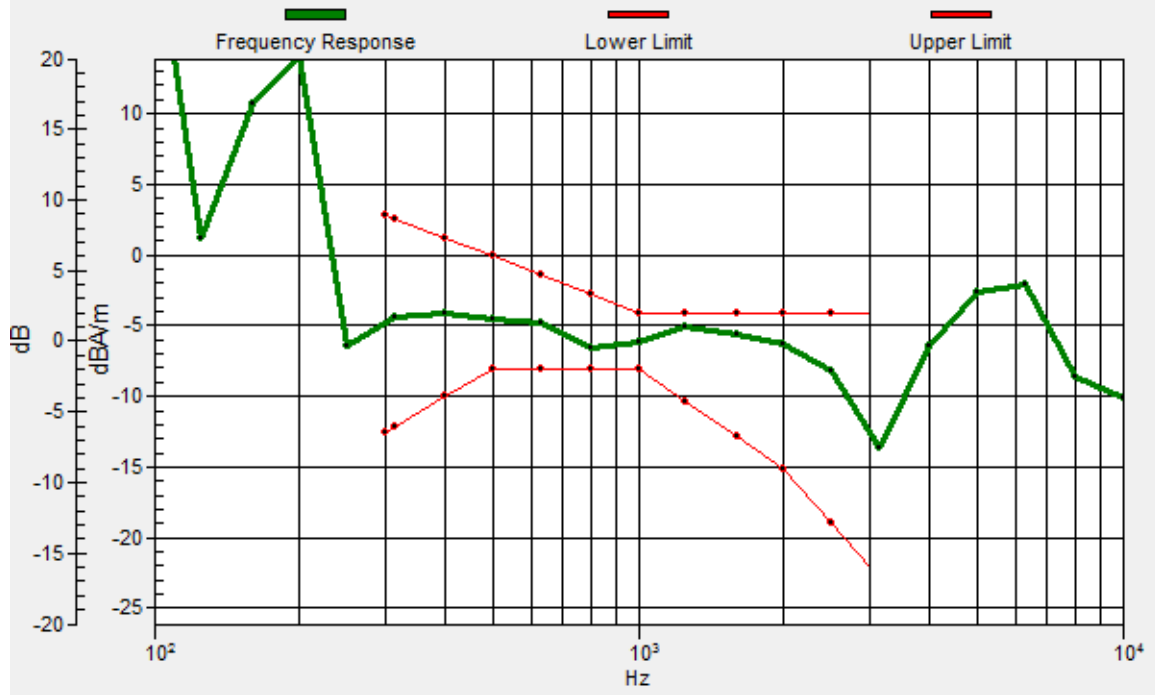
Location: 11, -1.2, 3.7 mm



0 dB = 92.47 = 39.32 dB

General Scans/z (axial) wideband at best S/N/ABM Freq Resp(x,y,z,f)

Loc: 11, -4, 3.7 mm Diff: 0.99dB



#17_HAC_T-Coil_WLAN5GHz_802.11a 6Mbps_Ch124_Ant 1_Transversal (Y)

Communication System: 802.11a; Frequency: 5620 MHz

Medium: Air Medium parameters used: $\sigma = 0$ S/m, $\epsilon_r = 1$; $\rho = 0$ kg/m³

Ambient Temperature : 23.7 °C

DASY5 Configuration:

- Probe: AM1DV3 - 3130; ; Calibrated: 2019/11/20
- Sensor-Surface: 0mm (Fix Surface)
- Electronics: DAE4 Sn1311; Calibrated: 2019/8/27
- Phantom: HAC Test Arch with AMCC; Type: SD HAC P01 BA;
- Measurement SW: DASY52, Version 52.10 (2);SEMCAD X Version 14.6.12 (7470)

General Scans/y (transversal) 4.2mm 50 x 50/ABM Interpolated SNR(x,y,z) (121x121x1): Interpolated

grid: dx=1.000 mm, dy=1.000 mm

ABM1/ABM2 = 32.35 dB

ABM1 comp = -14.92 dBA/m

Location: 8.9, 9.3, 3.7 mm



0 dB = 41.42 = 32.34 dB

#18_HAC_T-Coil_WLAN5GHz_802.11a 6Mbps_Ch157_Ant 1_Axial (Z)

Communication System: 802.11a; Frequency: 5785 MHz

Medium: Air Medium parameters used: $\sigma = 0$ S/m, $\epsilon_r = 1$; $\rho = 0$ kg/m³

Ambient Temperature : 23.7 °C

DASY5 Configuration:

- Probe: AM1DV3 - 3130; ; Calibrated: 2019/11/20
- Sensor-Surface: 0mm (Fix Surface)
- Electronics: DAE4 Sn1311; Calibrated: 2019/8/27
- Phantom: HAC Test Arch with AMCC; Type: SD HAC P01 BA;
- Measurement SW: DASY52, Version 52.10 (2);SEMCAD X Version 14.6.12 (7470)

General Scans/z (axial) 4.2mm 50 x 50/ABM Interpolated SNR(x,y,z) (121x121x1): Interpolated grid:

dx=1.000 mm, dy=1.000 mm

ABM1/ABM2 = 37.00 dB

ABM1 comp = -7.26 dBA/m

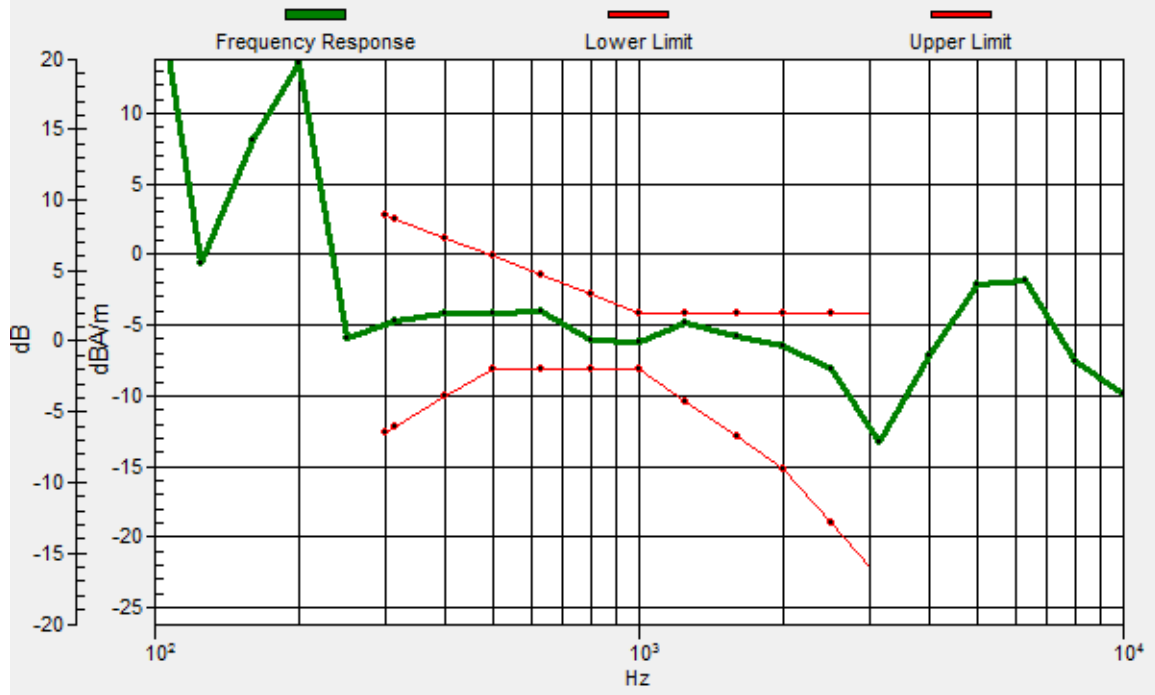
Location: 8.9, -1.2, 3.7 mm



0 dB = 70.82 = 37.00 dB

General Scans/z (axial) wideband at best S/N/ABM Freq Resp(x,y,z,f)

Loc: 11, -4, 3.7 mm Diff: 0.7dB



#18_HAC_T-Coil_WLAN5GHz_802.11a 6Mbps_Ch157_Ant 1_Transversal (Y)

Communication System: 802.11a; Frequency: 5785 MHz

Medium: Air Medium parameters used: $\sigma = 0$ S/m, $\epsilon_r = 1$; $\rho = 0$ kg/m³

Ambient Temperature : 23.7 °C

DASY5 Configuration:

- Probe: AM1DV3 - 3130; ; Calibrated: 2019/11/20
- Sensor-Surface: 0mm (Fix Surface)
- Electronics: DAE4 Sn1311; Calibrated: 2019/8/27
- Phantom: HAC Test Arch with AMCC; Type: SD HAC P01 BA;
- Measurement SW: DASY52, Version 52.10 (2);SEMCAD X Version 14.6.12 (7470)


General Scans/y (transversal) 4.2mm 50 x 50/ABM Interpolated SNR(x,y,z) (121x121x1): Interpolated

grid: dx=1.000 mm, dy=1.000 mm

ABM1/ABM2 = 32.43 dB

ABM1 comp = -15.13 dBA/m

Location: 8.2, 10, 3.7 mm



0 dB = 41.83 = 32.43 dB

#19_HAC_T-Coil_WLAN2.4GHz_802.11b 1Mbps_Ch6_Ant 2_Axial (Z)

Communication System: 802.11b ; Frequency: 2437 MHz

Medium: Air Medium parameters used: $\sigma = 0$ S/m, $\epsilon_r = 1$; $\rho = 0$ kg/m³

Ambient Temperature : 23.7 °C

DASY5 Configuration:

- Probe: AM1DV3 - 3130; ; Calibrated: 2019/11/20
- Sensor-Surface: 0mm (Fix Surface)
- Electronics: DAE4 Sn1311; Calibrated: 2019/8/27
- Phantom: HAC Test Arch with AMCC; Type: SD HAC P01 BA;
- Measurement SW: DASY52, Version 52.10 (2);SEMCAD X Version 14.6.12 (7470)


General Scans/z (axial) 4.2mm 50 x 50/ABM Interpolated SNR(x,y,z) (121x121x1): Interpolated grid:

dx=1.000 mm, dy=1.000 mm

ABM1/ABM2 = 38.17 dB

ABM1 comp = -9.81 dBA/m

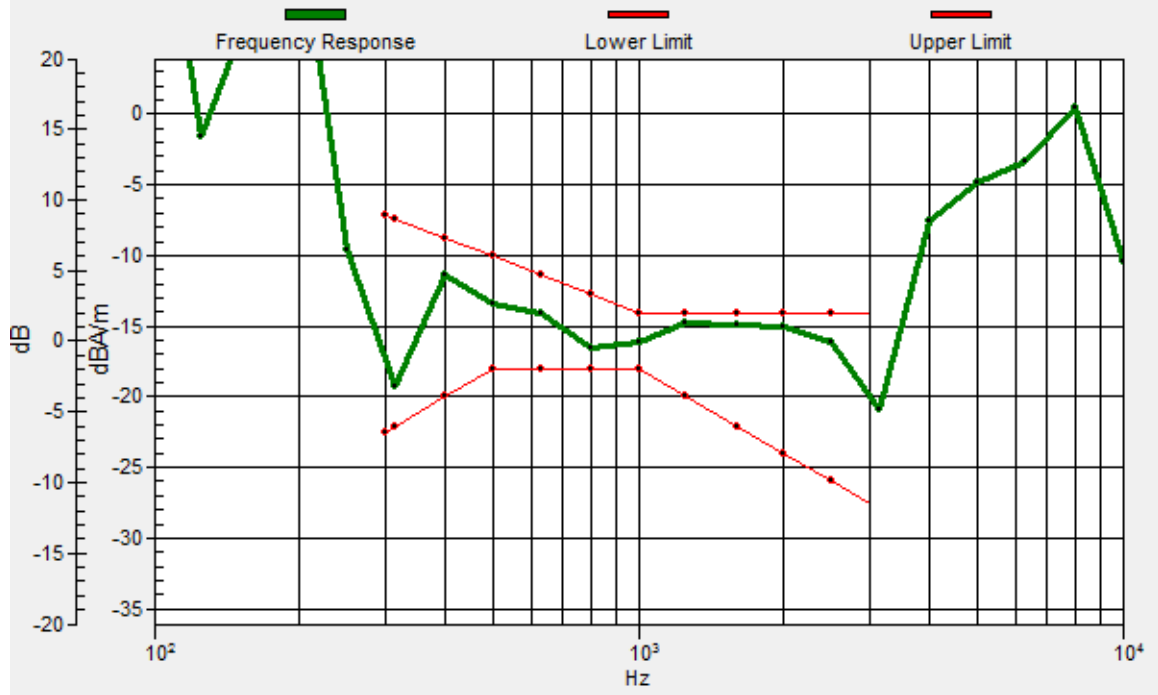
Location: 5.4, -4, 3.7 mm



0 dB = 80.98 = 38.17 dB

General Scans/z (axial) wideband at best S/N/ABM Freq Resp(x,y,z,f)

Loc: 4, -4, 3.7 mm Diff: 0.76dB



#19_HAC_T-Coil_WLAN2.4GHz_802.11b 1Mbps_Ch6_Ant 2_Transversal (Y)

Communication System: 802.11b ; Frequency: 2437 MHz

Medium: Air Medium parameters used: $\sigma = 0$ S/m, $\epsilon_r = 1$; $\rho = 0$ kg/m³

Ambient Temperature : 23.7 °C

DASY5 Configuration:

- Probe: AM1DV3 - 3130; ; Calibrated: 2019/11/20
- Sensor-Surface: 0mm (Fix Surface)
- Electronics: DAE4 Sn1311; Calibrated: 2019/8/27
- Phantom: HAC Test Arch with AMCC; Type: SD HAC P01 BA;
- Measurement SW: DASY52, Version 52.10 (2);SEMCAD X Version 14.6.12 (7470)


General Scans/y (transversal) 4.2mm 50 x 50/ABM Interpolated SNR(x,y,z) (121x121x1): Interpolated

grid: dx=1.000 mm, dy=1.000 mm

ABM1/ABM2 = 33.90 dB

ABM1 comp = -14.66 dBA/m

Location: 9.6, 9.3, 3.7 mm



0 dB = 49.57 = 33.90 dB

#20_HAC_T-Coil_WLAN5GHz_802.11a 6Mbps_Ch40_Ant 2_Axial (Z)

Communication System: 802.11a; Frequency: 5200 MHz

Medium: Air Medium parameters used: $\sigma = 0$ S/m, $\epsilon_r = 1$; $\rho = 0$ kg/m³

Ambient Temperature : 23.7 °C

DASY5 Configuration:

- Probe: AM1DV3 - 3130; ; Calibrated: 2019/11/20
- Sensor-Surface: 0mm (Fix Surface)
- Electronics: DAE4 Sn1311; Calibrated: 2019/8/27
- Phantom: HAC Test Arch with AMCC; Type: SD HAC P01 BA;
- Measurement SW: DASY52, Version 52.10 (2);SEMCAD X Version 14.6.12 (7470)


General Scans/z (axial) 4.2mm 50 x 50/ABM Interpolated SNR(x,y,z) (121x121x1): Interpolated grid:

dx=1.000 mm, dy=1.000 mm

ABM1/ABM2 = 36.32 dB

ABM1 comp = -7.22 dBA/m

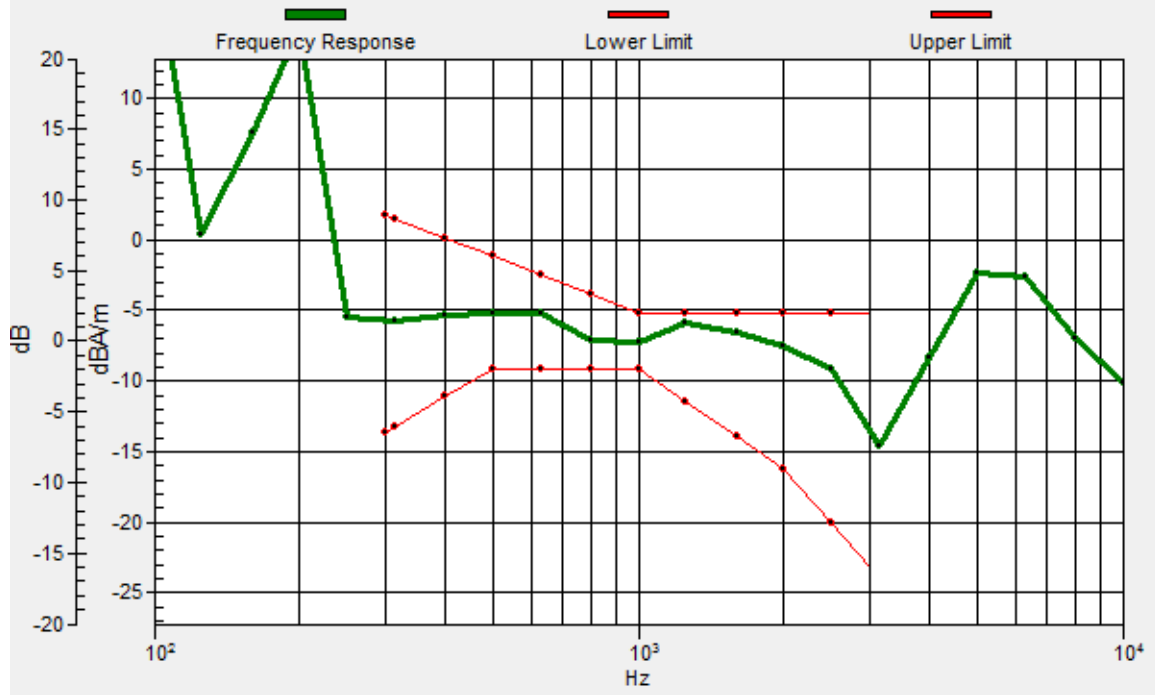
Location: 10.3, 0.2, 3.7 mm



0 dB = 65.44 = 36.32 dB

General Scans/z (axial) wideband at best S/N/ABM Freq Resp(x,y,z,f)

Loc: 11, 3, 3.7 mm Diff: 0.67dB



#20_HAC_T-Coil_WLAN5GHz_802.11a 6Mbps_Ch40_Ant 2_Transversal (Y)

Communication System: 802.11a; Frequency: 5200 MHz

Medium: Air Medium parameters used: $\sigma = 0$ S/m, $\epsilon_r = 1$; $\rho = 0$ kg/m³

Ambient Temperature : 23.7 °C

DASY5 Configuration:

- Probe: AM1DV3 - 3130; ; Calibrated: 2019/11/20
- Sensor-Surface: 0mm (Fix Surface)
- Electronics: DAE4 Sn1311; Calibrated: 2019/8/27
- Phantom: HAC Test Arch with AMCC; Type: SD HAC P01 BA;
- Measurement SW: DASY52, Version 52.10 (2);SEMCAD X Version 14.6.12 (7470)


General Scans/y (transversal) 4.2mm 50 x 50/ABM Interpolated SNR(x,y,z) (121x121x1): Interpolated

grid: dx=1.000 mm, dy=1.000 mm

ABM1/ABM2 = 33.97 dB

ABM1 comp = -14.76 dBA/m

Location: 8.9, 10, 3.7 mm



#21_HAC_T-Coil_WLAN5GHz_802.11a 6Mbps_Ch60_Ant 2_Axial (Z)

Communication System: 802.11a; Frequency: 5300 MHz

Medium: Air Medium parameters used: $\sigma = 0$ S/m, $\epsilon_r = 1$; $\rho = 0$ kg/m³

Ambient Temperature : 23.7 °C

DASY5 Configuration:

- Probe: AM1DV3 - 3130; ; Calibrated: 2019/11/20
- Sensor-Surface: 0mm (Fix Surface)
- Electronics: DAE4 Sn1311; Calibrated: 2019/8/27
- Phantom: HAC Test Arch with AMCC; Type: SD HAC P01 BA;
- Measurement SW: DASY52, Version 52.10 (2);SEMCAD X Version 14.6.12 (7470)


General Scans/z (axial) 4.2mm 50 x 50/ABM Interpolated SNR(x,y,z) (121x121x1): Interpolated grid:

dx=1.000 mm, dy=1.000 mm

ABM1/ABM2 = 37.81 dB

ABM1 comp = -7.20 dBA/m

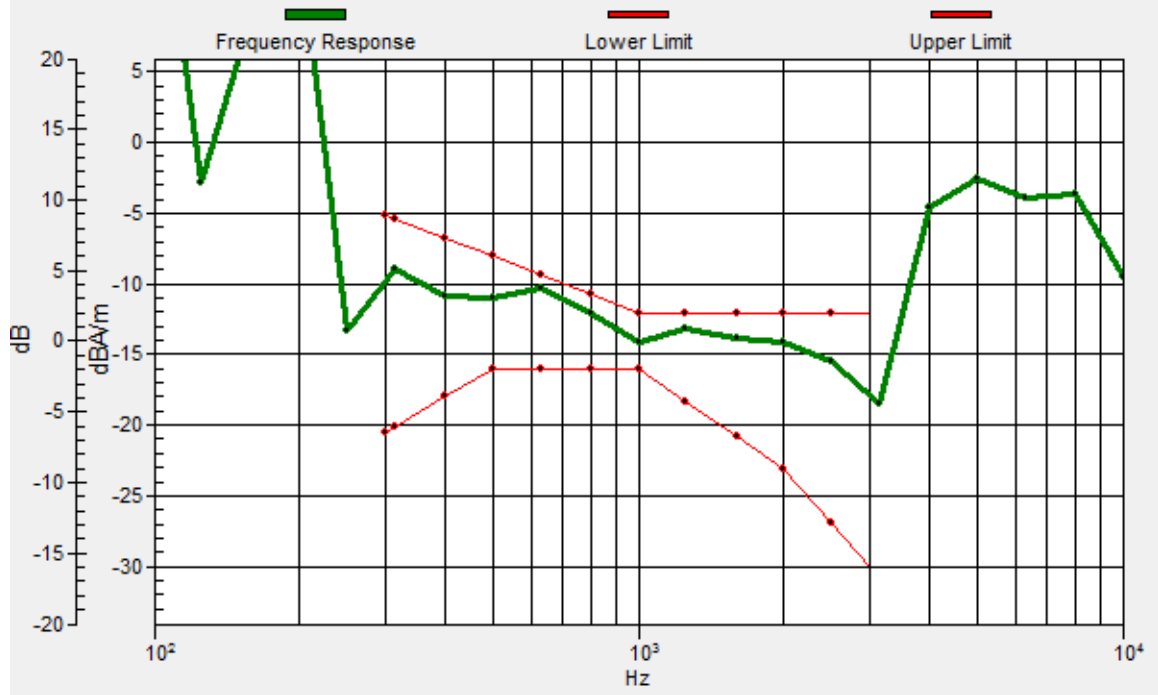
Location: 9.6, -2.6, 3.7 mm



0 dB = 77.73 = 37.81 dB

General Scans/z (axial) wideband at best S/N/ABM Freq Resp(x,y,z,f)

Loc: 11, -4, 3.7 mm Diff: 0.96dB



#21_HAC_T-Coil_WLAN5GHz_802.11a 6Mbps_Ch60_Ant 2_Transversal (Y)

Communication System: 802.11a; Frequency: 5300 MHz

Medium: Air Medium parameters used: $\sigma = 0$ S/m, $\epsilon_r = 1$; $\rho = 0$ kg/m³

Ambient Temperature : 23.7 °C

DASY5 Configuration:

- Probe: AM1DV3 - 3130; ; Calibrated: 2019/11/20
- Sensor-Surface: 0mm (Fix Surface)
- Electronics: DAE4 Sn1311; Calibrated: 2019/8/27
- Phantom: HAC Test Arch with AMCC; Type: SD HAC P01 BA;
- Measurement SW: DASY52, Version 52.10 (2);SEMCAD X Version 14.6.12 (7470)


General Scans/y (transversal) 4.2mm 50 x 50/ABM Interpolated SNR(x,y,z) (121x121x1): Interpolated

grid: dx=1.000 mm, dy=1.000 mm

ABM1/ABM2 = 32.34 dB

ABM1 comp = -14.37 dBA/m

Location: 11.7, 10, 3.7 mm



0 dB = 41.40 = 32.34 dB

#22_HAC_T-Coil_WLAN5GHz_802.11a 6Mbps_Ch124_Ant 2_Axial (Z)

Communication System: 802.11a; Frequency: 5620 MHz

Medium: Air Medium parameters used: $\sigma = 0$ S/m, $\epsilon_r = 1$; $\rho = 0$ kg/m³

Ambient Temperature : 23.7 °C

DASY5 Configuration:

- Probe: AM1DV3 - 3130; ; Calibrated: 2019/11/20
- Sensor-Surface: 0mm (Fix Surface)
- Electronics: DAE4 Sn1311; Calibrated: 2019/8/27
- Phantom: HAC Test Arch with AMCC; Type: SD HAC P01 BA;
- Measurement SW: DASY52, Version 52.10 (2);SEMCAD X Version 14.6.12 (7470)

General Scans/z (axial) 4.2mm 50 x 50/ABM Interpolated SNR(x,y,z) (121x121x1): Interpolated grid:

dx=1.000 mm, dy=1.000 mm

ABM1/ABM2 = 37.77 dB

ABM1 comp = -9.77 dBA/m

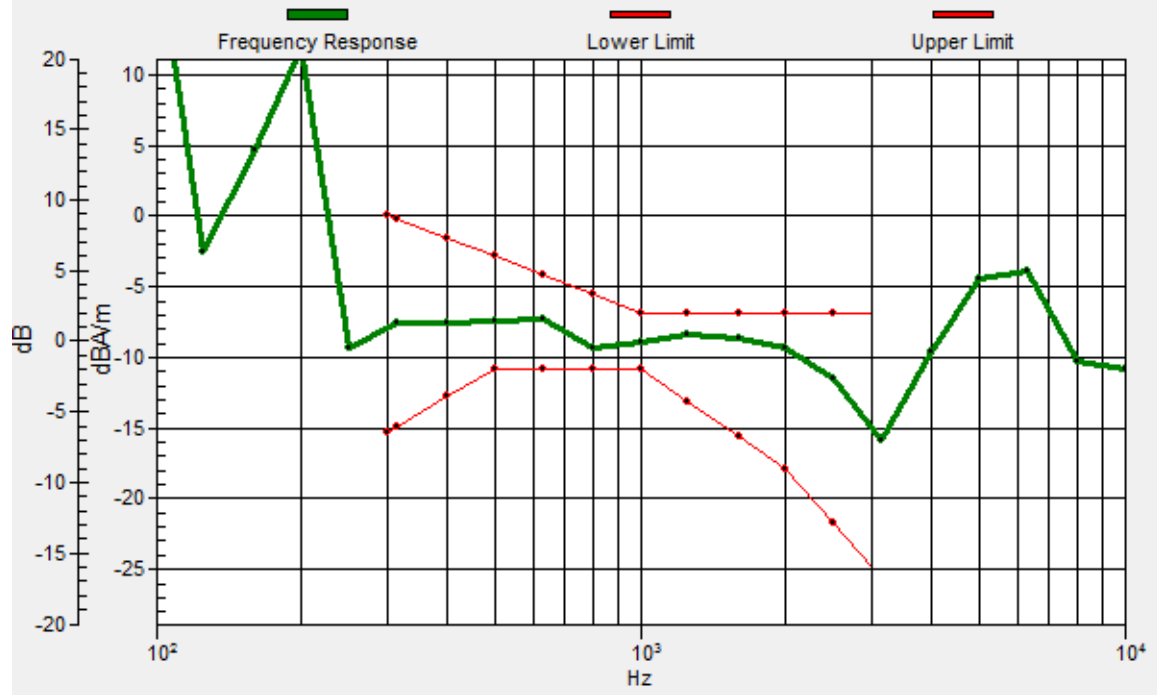
Location: 5.4, -1.2, 3.7 mm



0 dB = 77.34 = 37.77 dB

General Scans/z (axial) wideband at best S/N/ABM Freq Resp(x,y,z,f)

Loc: 4, -4, 3.7 mm Diff: 1.57dB



#22_HAC_T-Coil_WLAN5GHz_802.11a 6Mbps_Ch124_Ant 2_Transversal (Y)

Communication System: 802.11a; Frequency: 5620 MHz

Medium: Air Medium parameters used: $\sigma = 0$ S/m, $\epsilon_r = 1$; $\rho = 0$ kg/m³

Ambient Temperature : 23.7 °C

DASY5 Configuration:

- Probe: AM1DV3 - 3130; ; Calibrated: 2019/11/20
- Sensor-Surface: 0mm (Fix Surface)
- Electronics: DAE4 Sn1311; Calibrated: 2019/8/27
- Phantom: HAC Test Arch with AMCC; Type: SD HAC P01 BA;
- Measurement SW: DASY52, Version 52.10 (2);SEMCAD X Version 14.6.12 (7470)

General Scans/y (transversal) 4.2mm 50 x 50/ABM Interpolated SNR(x,y,z) (121x121x1): Interpolated

grid: dx=1.000 mm, dy=1.000 mm

ABM1/ABM2 = 33.82 dB

ABM1 comp = -14.58 dBA/m

Location: 9.6, 9.3, 3.7 mm



0 dB = 49.08 = 33.82 dB

#23_HAC_T-Coil_WLAN5GHz_802.11a 6Mbps_Ch157_Ant 2_Axial (Z)

Communication System: 802.11a; Frequency: 5785 MHz

Medium: Air Medium parameters used: $\sigma = 0$ S/m, $\epsilon_r = 1$; $\rho = 0$ kg/m³

Ambient Temperature : 23.7 °C

DASY5 Configuration:

- Probe: AM1DV3 - 3130; ; Calibrated: 2019/11/20
- Sensor-Surface: 0mm (Fix Surface)
- Electronics: DAE4 Sn1311; Calibrated: 2019/8/27
- Phantom: HAC Test Arch with AMCC; Type: SD HAC P01 BA;
- Measurement SW: DASY52, Version 52.10 (2);SEMCAD X Version 14.6.12 (7470)


General Scans/z (axial) 4.2mm 50 x 50/ABM Interpolated SNR(x,y,z) (121x121x1): Interpolated grid:

dx=1.000 mm, dy=1.000 mm

ABM1/ABM2 = 33.45 dB

ABM1 comp = -12.08 dBA/m

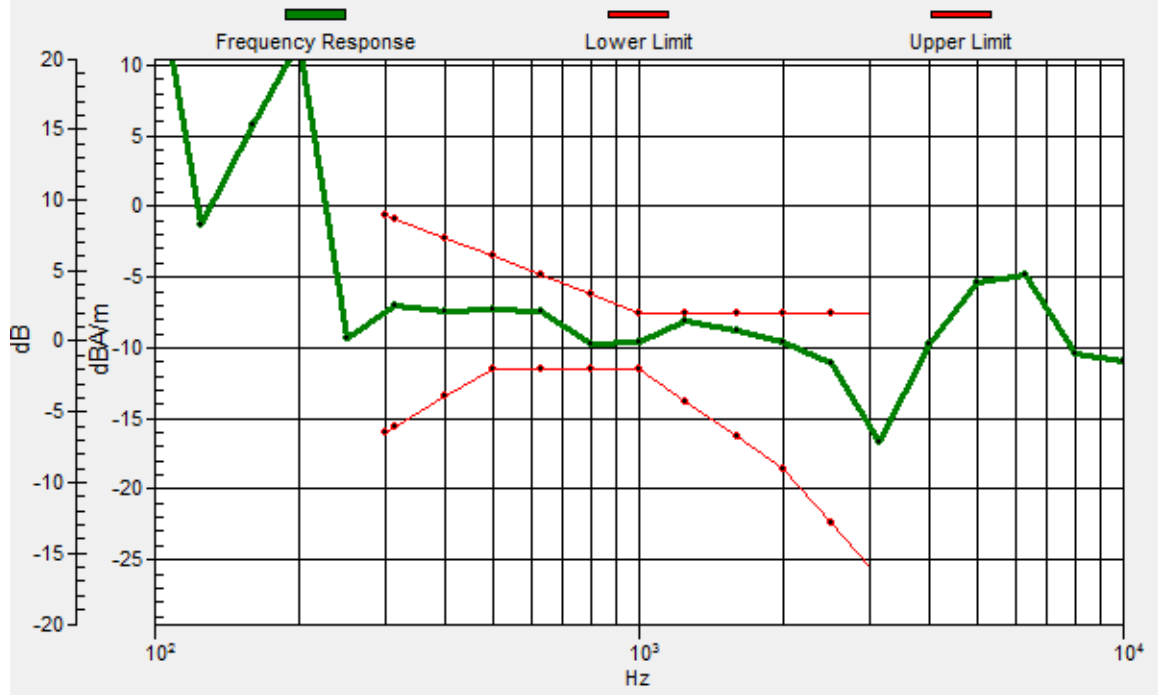
Location: 6.1, -3.3, 3.7 mm



0 dB = 47.02 = 33.45 dB

General Scans/z (axial) wideband at best S/N/ABM Freq Resp(x,y,z,f)

Loc: 4, -4, 3.7 mm Diff: 0.62dB



#23_HAC_T-Coil_WLAN5GHz_802.11a 6Mbps_Ch157_Ant 2_Transversal (Y)

Communication System: 802.11a; Frequency: 5785 MHz

Medium: Air Medium parameters used: $\sigma = 0$ S/m, $\epsilon_r = 1$; $\rho = 0$ kg/m³

Ambient Temperature : 23.7 °C

DASY5 Configuration:

- Probe: AM1DV3 - 3130; ; Calibrated: 2019/11/20
- Sensor-Surface: 0mm (Fix Surface)
- Electronics: DAE4 Sn1311; Calibrated: 2019/8/27
- Phantom: HAC Test Arch with AMCC; Type: SD HAC P01 BA;
- Measurement SW: DASY52, Version 52.10 (2);SEMCAD X Version 14.6.12 (7470)


General Scans/y (transversal) 4.2mm 50 x 50/ABM Interpolated SNR(x,y,z) (121x121x1): Interpolated

grid: dx=1.000 mm, dy=1.000 mm

ABM1/ABM2 = 33.34 dB

ABM1 comp = -14.91 dBA/m

Location: 9.6, 8.6, 3.7 mm



#24_HAC_T-Coil_GSM850_EDGE 2 Tx slots_Ch189_Axial (Z)

Communication System: GSM850; Frequency: 836.4 MHz

Medium: Air Medium parameters used: $\sigma = 0$ S/m, $\epsilon_r = 1$; $\rho = 0$ kg/m³

Ambient Temperature : 23.7 °C

DASY5 Configuration:

- Probe: AM1DV3 - 3130; ; Calibrated: 2019/11/20
- Sensor-Surface: 0mm (Fix Surface)
- Electronics: DAE4 Sn1311; Calibrated: 2019/8/27
- Phantom: HAC Test Arch with AMCC; Type: SD HAC P01 BA;
- Measurement SW: DASY52, Version 52.10 (2);SEMCAD X Version 14.6.12 (7470)


General Scans/z (axial) 4.2mm 50 x 50/ABM Interpolated SNR(x,y,z) (121x121x1): Interpolated grid:

dx=1.000 mm, dy=1.000 mm

ABM1/ABM2 = 32.31 dB

ABM1 comp = -3.29 dBA/m

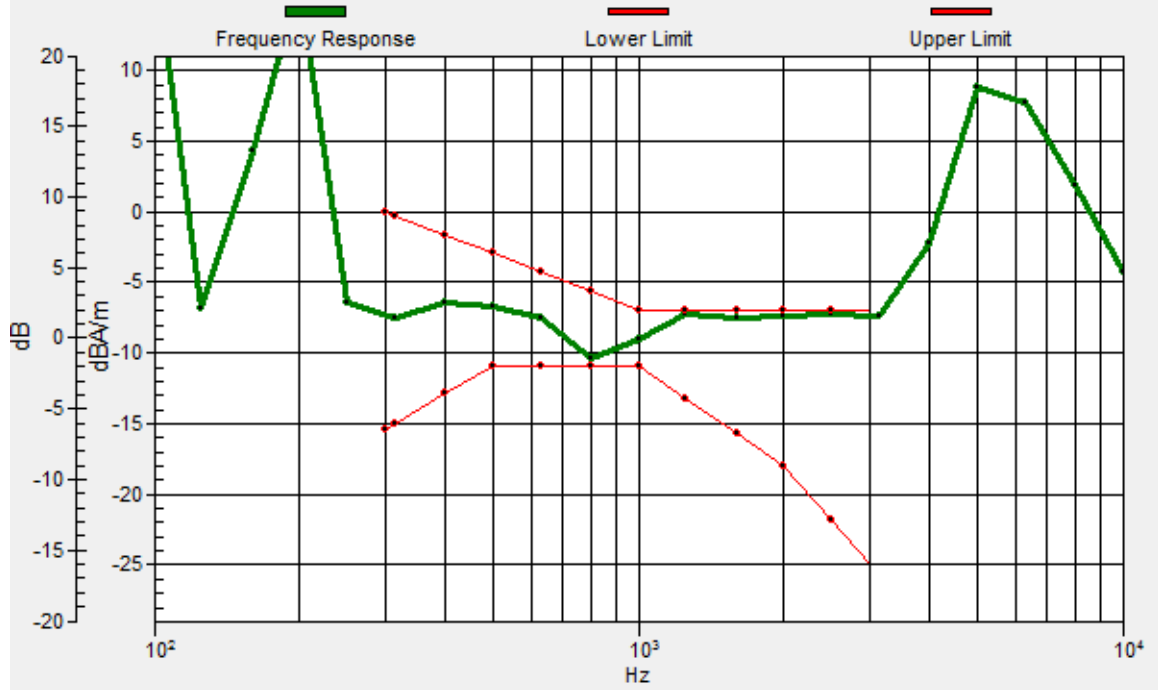
Location: 6.1, -1.9, 3.7 mm



0 dB = 41.25 = 32.31 dB

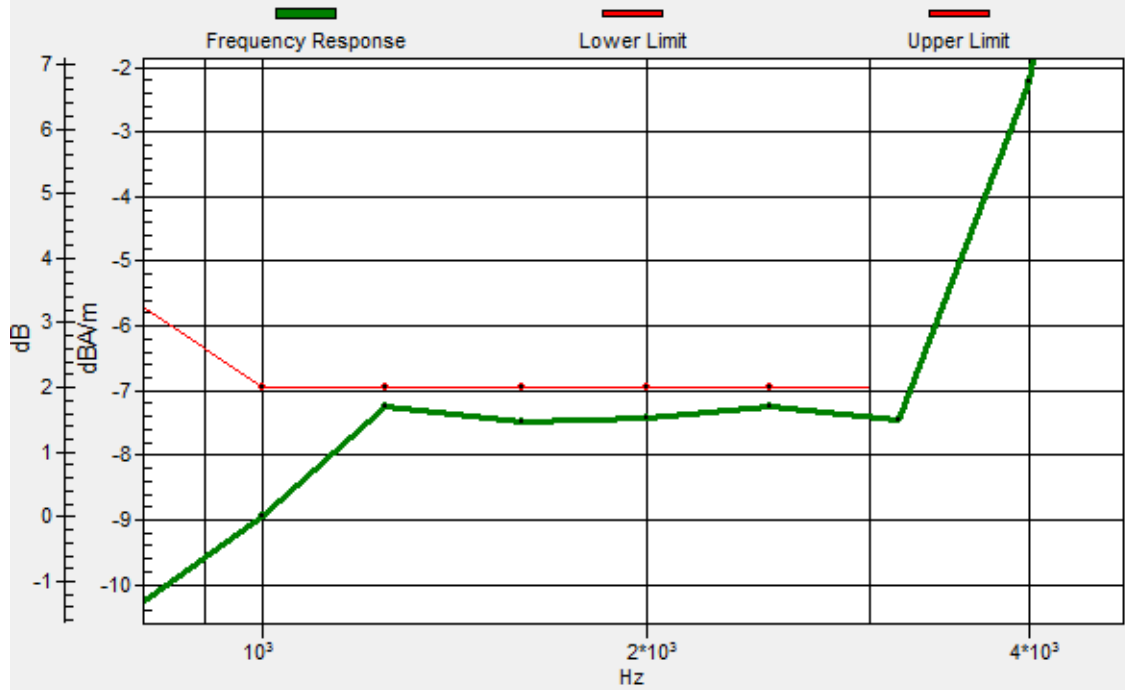
General Scans/z (axial) wideband at best S/N/ABM Freq Resp(x,y,z,f)

Loc: 4, -4, 3.7 mm Diff: 0.29dB



General Scans/z (axial) wideband at best S/N/ABM Freq Resp(x,y,z,f)

Loc: 4, -4, 3.7 mm Diff: 0.29dB



#24_HAC_T-Coil_GSM850_EDGE 2 Tx slots_Ch189_Transversal (Y)

Communication System: GSM850; Frequency: 836.4 MHz

Medium: Air Medium parameters used: $\sigma = 0$ S/m, $\epsilon_r = 1$; $\rho = 0$ kg/m³

Ambient Temperature : 23.7 °C

DASY5 Configuration:

- Probe: AM1DV3 - 3130; ; Calibrated: 2019/11/20
- Sensor-Surface: 0mm (Fix Surface)
- Electronics: DAE4 Sn1311; Calibrated: 2019/8/27
- Phantom: HAC Test Arch with AMCC; Type: SD HAC P01 BA;
- Measurement SW: DASY52, Version 52.10 (2);SEMCAD X Version 14.6.12 (7470)


General Scans/y (transversal) 4.2mm 50 x 50/ABM Interpolated SNR(x,y,z) (121x121x1): Interpolated

grid: dx=1.000 mm, dy=1.000 mm

ABM1/ABM2 = 31.36 dB

ABM1 comp = -13.55 dBA/m

Location: 2.6, 10, 3.7 mm



0 dB = 37.00 = 31.36 dB

#25_HAC_T-Coil_GSM1900_EDGE 2 Tx slots_Ch661_Axial (Z)

Communication System: PCS; Frequency: 1880 MHz

Medium: Air Medium parameters used: $\sigma = 0$ S/m, $\epsilon_r = 1$; $\rho = 0$ kg/m³

Ambient Temperature : 23.7 °C

DASY5 Configuration:

- Probe: AM1DV3 - 3130; ; Calibrated: 2019/11/20
- Sensor-Surface: 0mm (Fix Surface)
- Electronics: DAE4 Sn1311; Calibrated: 2019/8/27
- Phantom: HAC Test Arch with AMCC; Type: SD HAC P01 BA;
- Measurement SW: DASY52, Version 52.10 (2);SEMCAD X Version 14.6.12 (7470)


General Scans/z (axial) 4.2mm 50 x 50/ABM Interpolated SNR(x,y,z) (121x121x1): Interpolated grid:

dx=1.000 mm, dy=1.000 mm

ABM1/ABM2 = 35.47 dB

ABM1 comp = -5.11 dBA/m

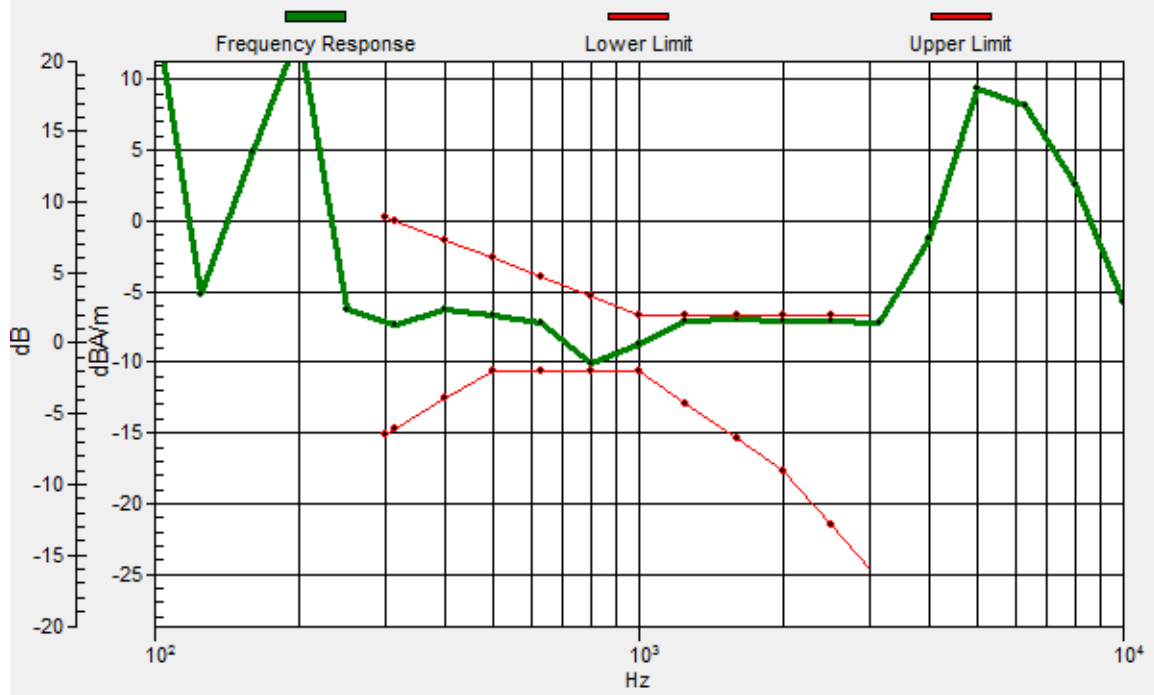
Location: 4.7, 0.9, 3.7 mm



0 dB = 59.34 = 35.47 dB

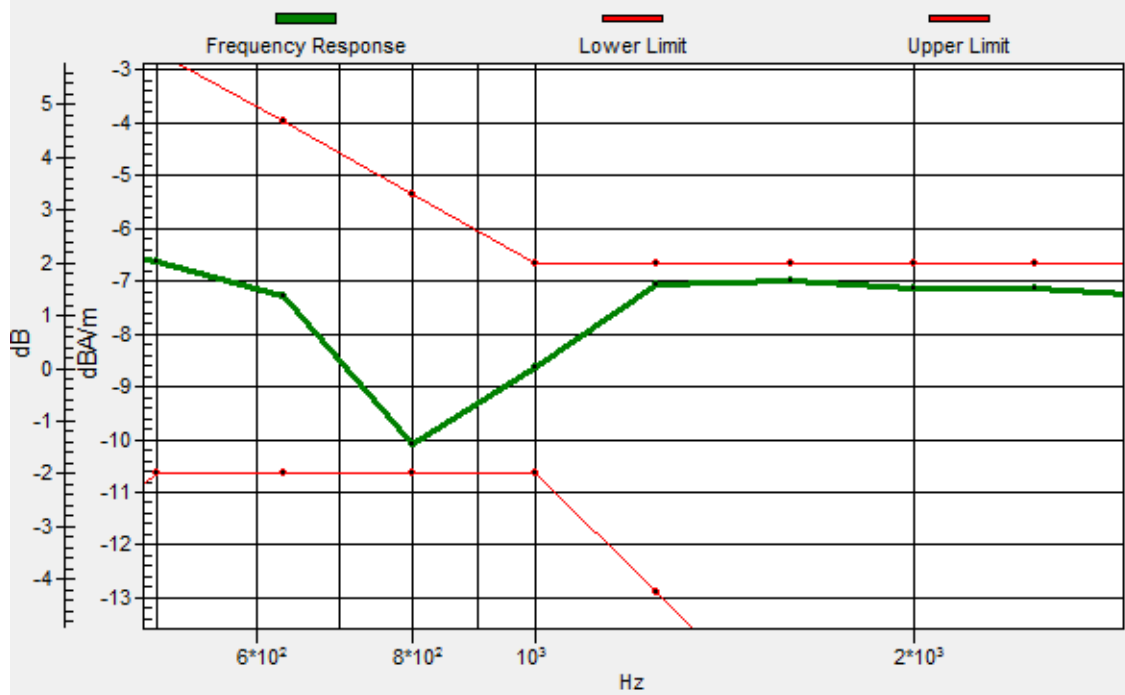
General Scans/z (axial) wideband at best S/N/ABM Freq Resp(x,y,z,f)

Loc: 4, 3, 3.7 mm Diff: 0.35dB



General Scans/z (axial) wideband at best S/N/ABM Freq Resp(x,y,z,f)

Loc: 4, 3, 3.7 mm Diff: 0.35dB



#25_HAC_T-Coil_GSM1900_EDGE 2 Tx slots_Ch661_Transversal (Y)

Communication System: PCS; Frequency: 1880 MHz

Medium: Air Medium parameters used: $\sigma = 0$ S/m, $\epsilon_r = 1$; $\rho = 0$ kg/m³

Ambient Temperature : 23.7 °C

DASY5 Configuration:

- Probe: AM1DV3 - 3130; ; Calibrated: 2019/11/20
- Sensor-Surface: 0mm (Fix Surface)
- Electronics: DAE4 Sn1311; Calibrated: 2019/8/27
- Phantom: HAC Test Arch with AMCC; Type: SD HAC P01 BA;
- Measurement SW: DASY52, Version 52.10 (2);SEMCAD X Version 14.6.12 (7470)


General Scans/y (transversal) 4.2mm 50 x 50/ABM Interpolated SNR(x,y,z) (121x121x1): Interpolated

grid: dx=1.000 mm, dy=1.000 mm

ABM1/ABM2 = 33.03 dB

ABM1 comp = -13.06 dBA/m

Location: 3.3, 10, 3.7 mm



0 dB = 44.84 = 33.03 dB

#26_HAC_T-Coil_WCDMA II_HSPA_Ch9400_Axial (Z)

Communication System: WCDMA; Frequency: 1880 MHz

Medium: Air Medium parameters used: $\sigma = 0$ S/m, $\epsilon_r = 1$; $\rho = 0$ kg/m³

Ambient Temperature : 23.7 °C

DASY5 Configuration:

- Probe: AM1DV3 - 3130; ; Calibrated: 2019/11/20
- Sensor-Surface: 0mm (Fix Surface)
- Electronics: DAE4 Sn1311; Calibrated: 2019/8/27
- Phantom: HAC Test Arch with AMCC; Type: SD HAC P01 BA;
- Measurement SW: DASY52, Version 52.10 (2);SEMCAD X Version 14.6.12 (7470)


General Scans/z (axial) 4.2mm 50 x 50/ABM Interpolated SNR(x,y,z) (121x121x1): Interpolated grid:

dx=1.000 mm, dy=1.000 mm

ABM1/ABM2 = 45.45 dB

ABM1 comp = -2.41 dBA/m

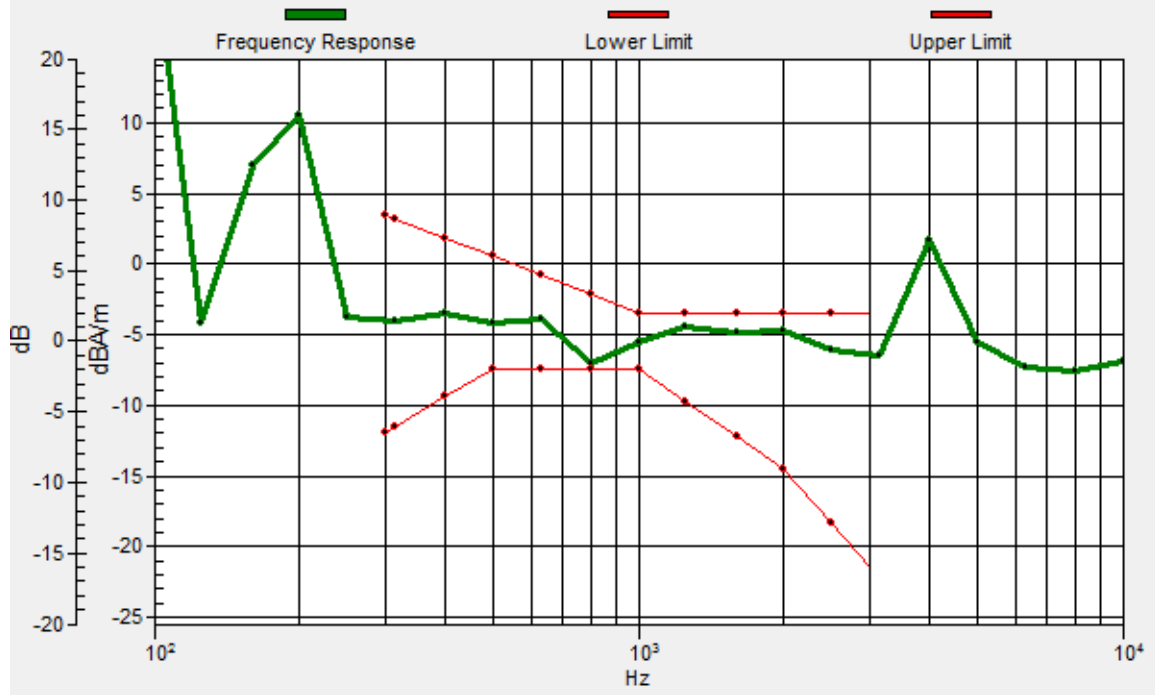
Location: 10.3, -1.9, 3.7 mm



0 dB = 187.3 = 45.45 dB

General Scans/z (axial) wideband at best S/N/ABM Freq Resp(x,y,z,f)

Loc: 11, -4, 3.7 mm Diff: 0.5dB



#26_HAC_T-Coil_WCDMA II_HSPA_Ch9400_Transversal (Y)

Communication System: WCDMA; Frequency: 1880 MHz

Medium: Air Medium parameters used: $\sigma = 0$ S/m, $\epsilon_r = 1$; $\rho = 0$ kg/m³

Ambient Temperature : 23.7 °C

DASY5 Configuration:

- Probe: AM1DV3 - 3130; ; Calibrated: 2019/11/20
- Sensor-Surface: 0mm (Fix Surface)
- Electronics: DAE4 Sn1311; Calibrated: 2019/8/27
- Phantom: HAC Test Arch with AMCC; Type: SD HAC P01 BA;
- Measurement SW: DASY52, Version 52.10 (2);SEMCAD X Version 14.6.12 (7470)


General Scans/y (transversal) 4.2mm 50 x 50/ABM Interpolated SNR(x,y,z) (121x121x1): Interpolated

grid: dx=1.000 mm, dy=1.000 mm

ABM1/ABM2 = 38.64 dB

ABM1 comp = -10.13 dBA/m

Location: 8.9, 10, 3.7 mm



0 dB = 85.52 = 38.64 dB

#27_HAC_T-Coil_WCDMA V_HSPA_Ch4182_Axial (Z)

Communication System: WCDMA; Frequency: 836.4 MHz

Medium: Air Medium parameters used: $\sigma = 0$ S/m, $\epsilon_r = 1$; $\rho = 0$ kg/m³

Ambient Temperature : 23.7 °C

DASY5 Configuration:

- Probe: AM1DV3 - 3130; ; Calibrated: 2019/11/20
- Sensor-Surface: 0mm (Fix Surface)
- Electronics: DAE4 Sn1311; Calibrated: 2019/8/27
- Phantom: HAC Test Arch with AMCC; Type: SD HAC P01 BA;
- Measurement SW: DASY52, Version 52.10 (2);SEMCAD X Version 14.6.12 (7470)


General Scans/z (axial) 4.2mm 50 x 50/ABM Interpolated SNR(x,y,z) (121x121x1): Interpolated grid:

dx=1.000 mm, dy=1.000 mm

ABM1/ABM2 = 45.35 dB

ABM1 comp = -2.55 dBA/m

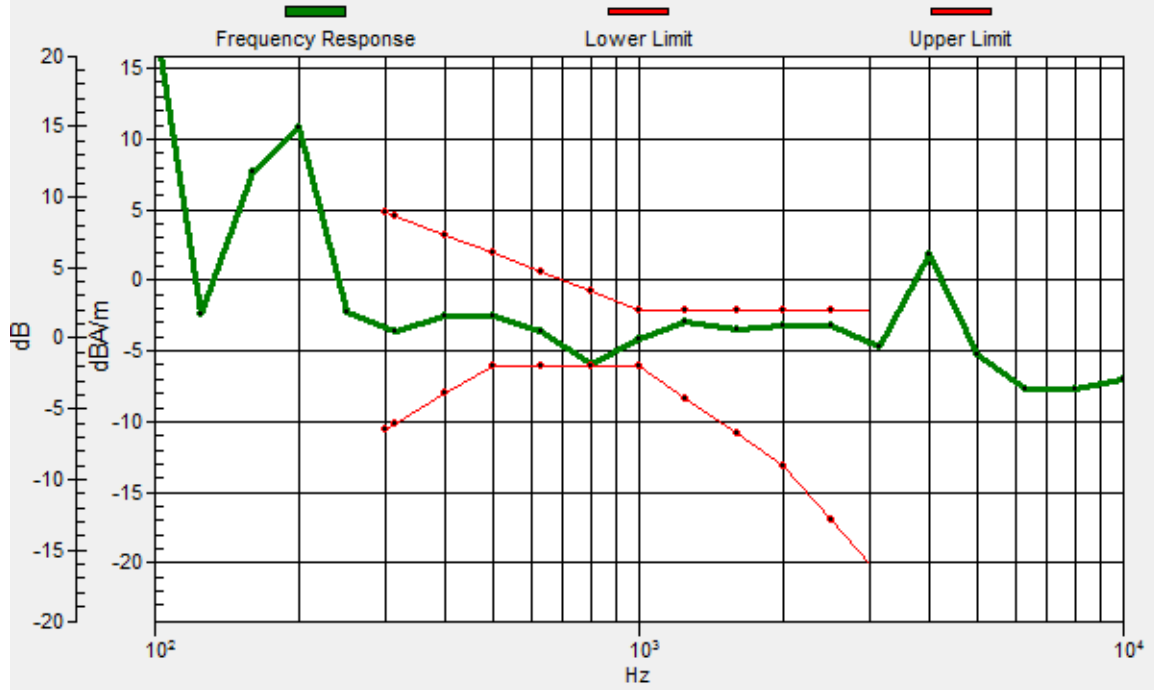
Location: 10.3, -1.9, 3.7 mm



0 dB = 185.2 = 45.35 dB

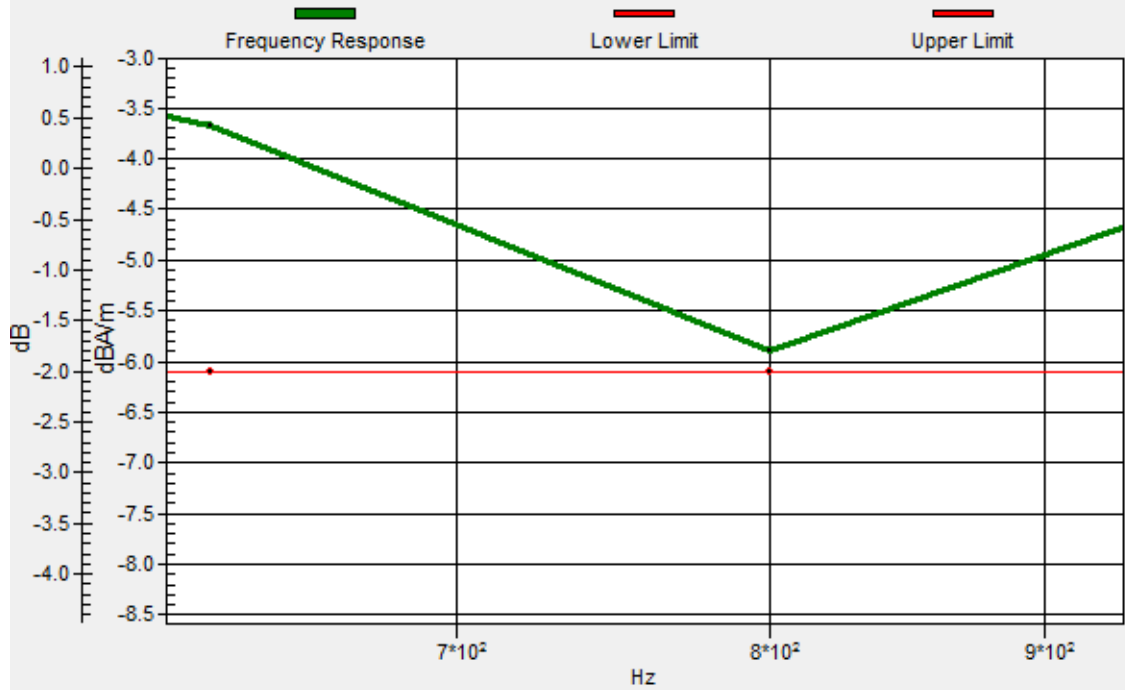
General Scans/z (axial) wideband at best S/N/ABM Freq Resp(x,y,z,f)

Loc: 11, -4, 3.7 mm Diff: 0.19dB



General Scans/z (axial) wideband at best S/N/ABM Freq Resp(x,y,z,f)

Loc: 11, -4, 3.7 mm Diff: 0.19dB



#27_HAC_T-Coil_WCDMA V_HSPA_Ch4182_Transversal (Y)

Communication System: WCDMA; Frequency: 836.4 MHz

Medium: Air Medium parameters used: $\sigma = 0$ S/m, $\epsilon_r = 1$; $\rho = 0$ kg/m³

Ambient Temperature : 23.7 °C

DASY5 Configuration:

- Probe: AM1DV3 - 3130; ; Calibrated: 2019/11/20
- Sensor-Surface: 0mm (Fix Surface)
- Electronics: DAE4 Sn1311; Calibrated: 2019/8/27
- Phantom: HAC Test Arch with AMCC; Type: SD HAC P01 BA;
- Measurement SW: DASY52, Version 52.10 (2);SEMCAD X Version 14.6.12 (7470)


General Scans/y (transversal) 4.2mm 50 x 50/ABM Interpolated SNR(x,y,z) (121x121x1): Interpolated

grid: dx=1.000 mm, dy=1.000 mm

ABM1/ABM2 = 38.35 dB

ABM1 comp = -9.95 dBA/m

Location: 9.6, 10, 3.7 mm



0 dB = 82.67 = 38.35 dB

#28_HAC_T-Coil_CDMA BC0_RTAP 153.6Kbps_Ch384_Axial (Z)

Communication System: CDMA; Frequency: 836.52 MHz

Medium: Air Medium parameters used: $\sigma = 0$ S/m, $\epsilon_r = 1$; $\rho = 0$ kg/m³

Ambient Temperature : 23.7 °C

DASY5 Configuration:

- Probe: AM1DV3 - 3130; ; Calibrated: 2019/11/20
- Sensor-Surface: 0mm (Fix Surface)
- Electronics: DAE4 Sn1311; Calibrated: 2019/8/27
- Phantom: HAC Test Arch with AMCC; Type: SD HAC P01 BA;
- Measurement SW: DASY52, Version 52.10 (2);SEMCAD X Version 14.6.12 (7470)


General Scans/z (axial) 4.2mm 50 x 50/ABM Interpolated SNR(x,y,z) (121x121x1): Interpolated grid:

dx=1.000 mm, dy=1.000 mm

ABM1/ABM2 = 45.67 dB

ABM1 comp = -1.99 dBA/m

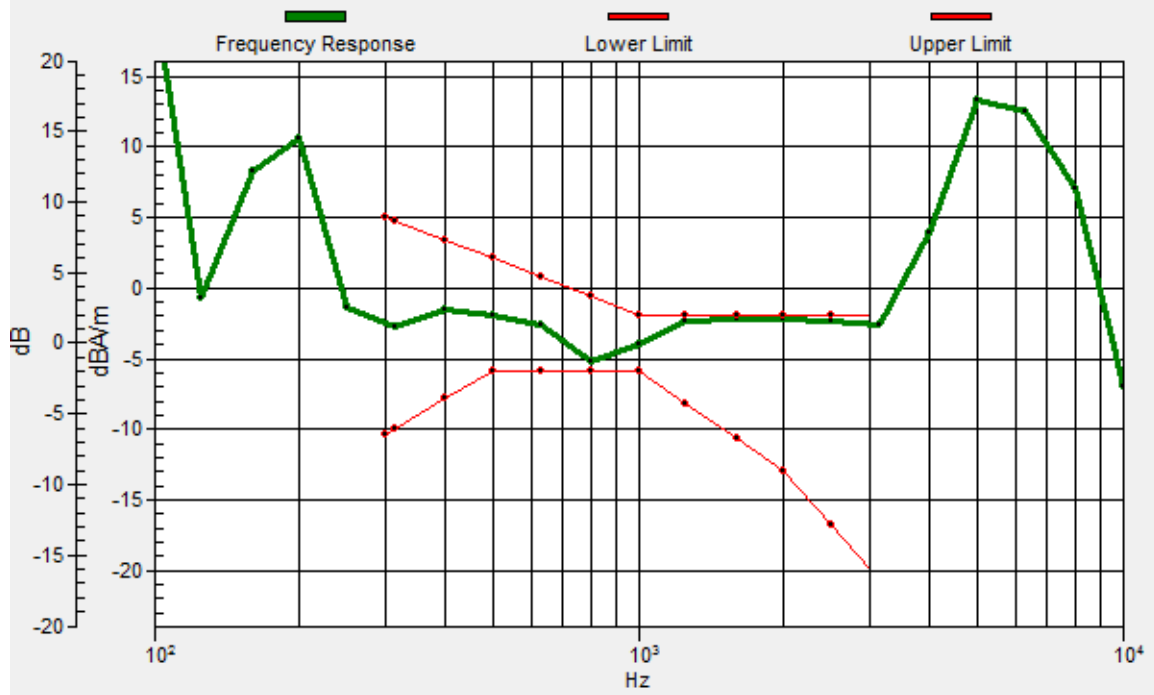
Location: 9.6, -2.6, 3.7 mm



0 dB = 192.1 = 45.67 dB

General Scans/z (axial) wideband at best S/N/ABM Freq Resp(x,y,z,f)

Loc: 11, -4, 3.7 mm Diff: 0.26dB



General Scans/z (axial) wideband at best S/N/ABM Freq Resp(x,y,z,f)

Loc: 11, -4, 3.7 mm Diff: 0.26dB



#28_HAC_T-Coil_CDMA BC0_RTAP 153.6Kbps_Ch384_Transversal (Y)

Communication System: CDMA; Frequency: 836.52 MHz

Medium: Air Medium parameters used: $\sigma = 0$ S/m, $\epsilon_r = 1$; $\rho = 0$ kg/m³

Ambient Temperature : 23.7 °C

DASY5 Configuration:

- Probe: AM1DV3 - 3130; ; Calibrated: 2019/11/20
- Sensor-Surface: 0mm (Fix Surface)
- Electronics: DAE4 Sn1311; Calibrated: 2019/8/27
- Phantom: HAC Test Arch with AMCC; Type: SD HAC P01 BA;
- Measurement SW: DASY52, Version 52.10 (2);SEMCAD X Version 14.6.12 (7470)

General Scans/y (transversal) 4.2mm 50 x 50/ABM Interpolated SNR(x,y,z) (121x121x1): Interpolated

grid: dx=1.000 mm, dy=1.000 mm

ABM1/ABM2 = 38.48 dB

ABM1 comp = -10.16 dBA/m

Location: 8.9, 10, 3.7 mm



0 dB = 83.94 = 38.48 dB

#29_HAC_T-Coil_CDMA BC1_RTAP 153.6Kbps_Ch600_Axial (Z)

Communication System: CDMA ; Frequency: 1880 MHz

Medium: Air Medium parameters used: $\sigma = 0$ S/m, $\epsilon_r = 1$; $\rho = 0$ kg/m³

Ambient Temperature : 23.7 °C

DASY5 Configuration:

- Probe: AM1DV3 - 3130; ; Calibrated: 2019/11/20
- Sensor-Surface: 0mm (Fix Surface)
- Electronics: DAE4 Sn1311; Calibrated: 2019/8/27
- Phantom: HAC Test Arch with AMCC; Type: SD HAC P01 BA;
- Measurement SW: DASY52, Version 52.10 (2);SEMCAD X Version 14.6.12 (7470)


General Scans/z (axial) 4.2mm 50 x 50/ABM Interpolated SNR(x,y,z) (121x121x1): Interpolated grid:

dx=1.000 mm, dy=1.000 mm

ABM1/ABM2 = 46.18 dB

ABM1 comp = -2.08 dBA/m

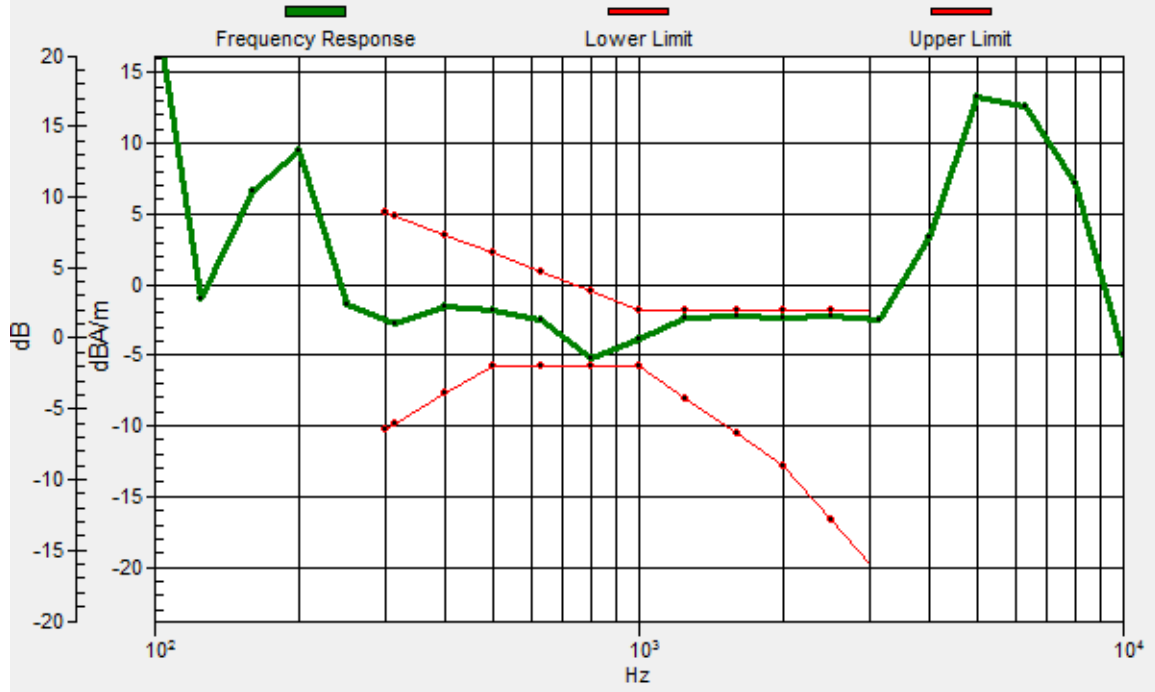
Location: 10.3, -2.6, 3.7 mm



0 dB = 203.6 = 46.18 dB

General Scans/z (axial) wideband at best S/N/ABM Freq Resp(x,y,z,f)

Loc: 11, -4, 3.7 mm Diff: 0.41dB



#29_HAC_T-Coil_CDMA BC1_RTAP 153.6Kbps_Ch600_Transversal (Y)

Communication System: CDMA ; Frequency: 1880 MHz

Medium: Air Medium parameters used: $\sigma = 0$ S/m, $\epsilon_r = 1$; $\rho = 0$ kg/m³

Ambient Temperature : 23.7 °C

DASY5 Configuration:

- Probe: AM1DV3 - 3130; ; Calibrated: 2019/11/20
- Sensor-Surface: 0mm (Fix Surface)
- Electronics: DAE4 Sn1311; Calibrated: 2019/8/27
- Phantom: HAC Test Arch with AMCC; Type: SD HAC P01 BA;
- Measurement SW: DASY52, Version 52.10 (2);SEMCAD X Version 14.6.12 (7470)


General Scans/y (transversal) 4.2mm 50 x 50/ABM Interpolated SNR(x,y,z) (121x121x1): Interpolated

grid: dx=1.000 mm, dy=1.000 mm

ABM1/ABM2 = 37.94 dB

ABM1 comp = -10.27 dBA/m

Location: 8.9, 10, 3.7 mm



0 dB = 78.88 = 37.94 dB

#30_HAC_T-Coil_LTE Band 12_10M_QPSK_1_0_Ch23095_Axial (Z)

Communication System: LTE; Frequency: 707.5 MHz

Medium: Air Medium parameters used: $\sigma = 0$ S/m, $\epsilon_r = 1$; $\rho = 0$ kg/m³

Ambient Temperature : 23.7 °C

DASY5 Configuration:

- Probe: AM1DV3 - 3130; ; Calibrated: 2019/11/20
- Sensor-Surface: 0mm (Fix Surface)
- Electronics: DAE4 Sn1311; Calibrated: 2019/8/27
- Phantom: HAC Test Arch with AMCC; Type: SD HAC P01 BA;
- Measurement SW: DASY52, Version 52.10 (2);SEMCAD X Version 14.6.12 (7470)

General Scans/z (axial) 4.2mm 50 x 50/ABM Interpolated SNR(x,y,z) (121x121x1): Interpolated grid:

dx=1.000 mm, dy=1.000 mm

ABM1/ABM2 = 45.29 dB

ABM1 comp = -1.79 dBA/m

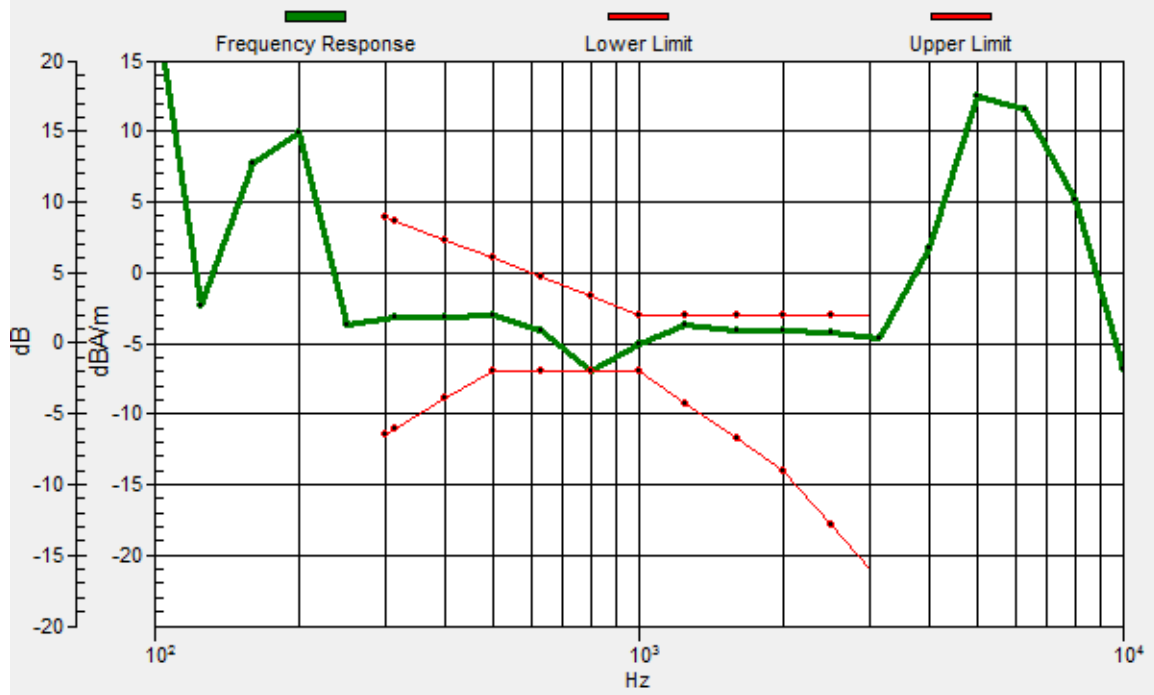
Location: 9.6, -2.6, 3.7 mm



0 dB = 183.8 = 45.29 dB

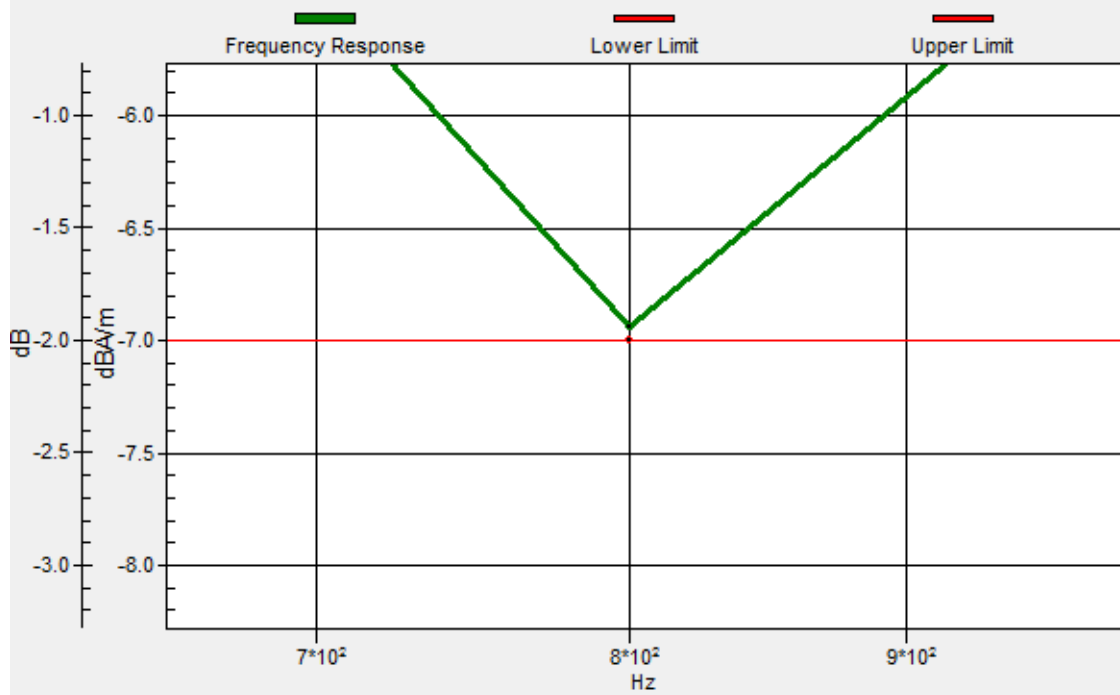
General Scans/z (axial) wideband at best S/N/ABM Freq Resp(x,y,z,f)

Loc: 11, -4, 3.7 mm Diff: 0.06dB



General Scans/z (axial) wideband at best S/N/ABM Freq Resp(x,y,z,f)

Loc: 11, -4, 3.7 mm Diff: 0.06dB



#30_HAC_T-Coil_LTE Band 12_10M_QPSK_1_0_Ch23095_Transversal (Y)

Communication System: LTE; Frequency: 707.5 MHz

Medium: Air Medium parameters used: $\sigma = 0$ S/m, $\epsilon_r = 1$; $\rho = 0$ kg/m³

Ambient Temperature : 23.7 °C

DASY5 Configuration:

- Probe: AM1DV3 - 3130; ; Calibrated: 2019/11/20
- Sensor-Surface: 0mm (Fix Surface)
- Electronics: DAE4 Sn1311; Calibrated: 2019/8/27
- Phantom: HAC Test Arch with AMCC; Type: SD HAC P01 BA;
- Measurement SW: DASY52, Version 52.10 (2);SEMCAD X Version 14.6.12 (7470)


General Scans/y (transversal) 4.2mm 50 x 50/ABM Interpolated SNR(x,y,z) (121x121x1): Interpolated

grid: dx=1.000 mm, dy=1.000 mm

ABM1/ABM2 = 38.01 dB

ABM1 comp = -9.79 dBA/m

Location: 9.6, 10, 3.7 mm



0 dB = 79.49 = 38.01 dB

#31_HAC_T-Coil_LTE Band 48_20M_QPSK_1_0_Ch55830_Axial (Z)

Communication System: LTE TDD; Frequency: 3609 MHz

Medium: Air Medium parameters used: $\sigma = 0$ S/m, $\epsilon_r = 1$; $\rho = 0$ kg/m³

Ambient Temperature : 23.7 °C

DASY5 Configuration:

- Probe: AM1DV3 - 3130; ; Calibrated: 2019/11/20
- Sensor-Surface: 0mm (Fix Surface)
- Electronics: DAE4 Sn1311; Calibrated: 2019/8/27
- Phantom: HAC Test Arch with AMCC; Type: SD HAC P01 BA;
- Measurement SW: DASY52, Version 52.10 (2);SEMCAD X Version 14.6.12 (7470)


General Scans/z (axial) 4.2mm 50 x 50/ABM Interpolated SNR(x,y,z) (121x121x1): Interpolated grid:

dx=1.000 mm, dy=1.000 mm

ABM1/ABM2 = 41.27 dB

ABM1 comp = -1.62 dBA/m

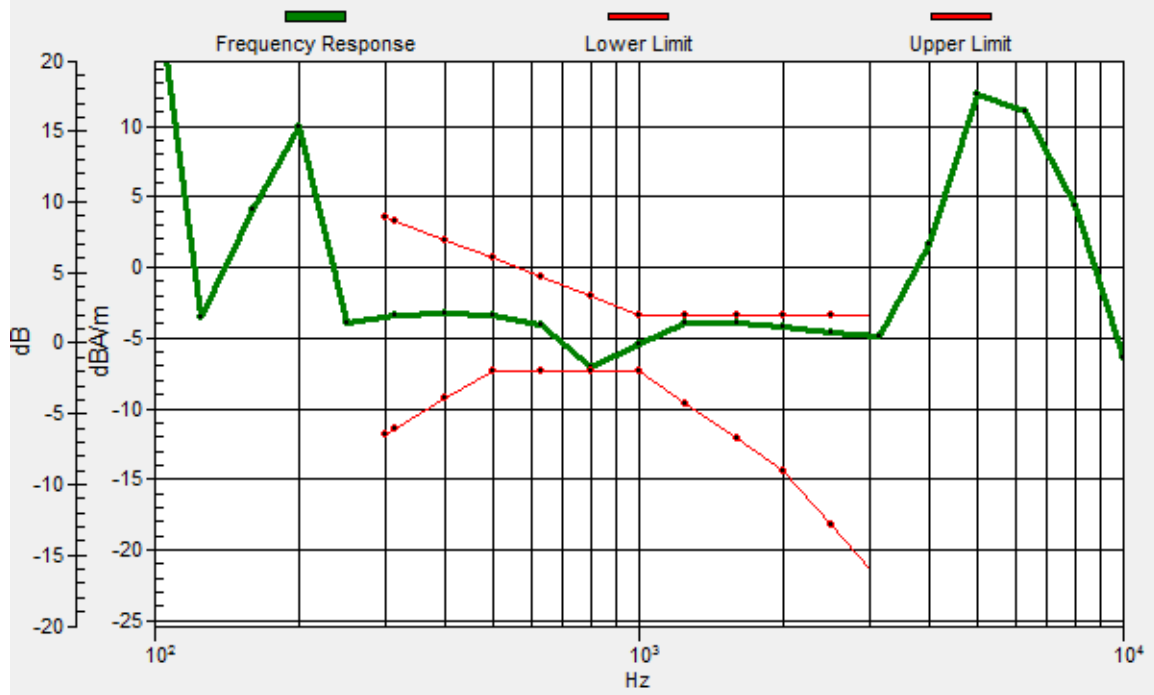
Location: 10.3, -2.6, 3.7 mm



0 dB = 115.8 = 41.27 dB

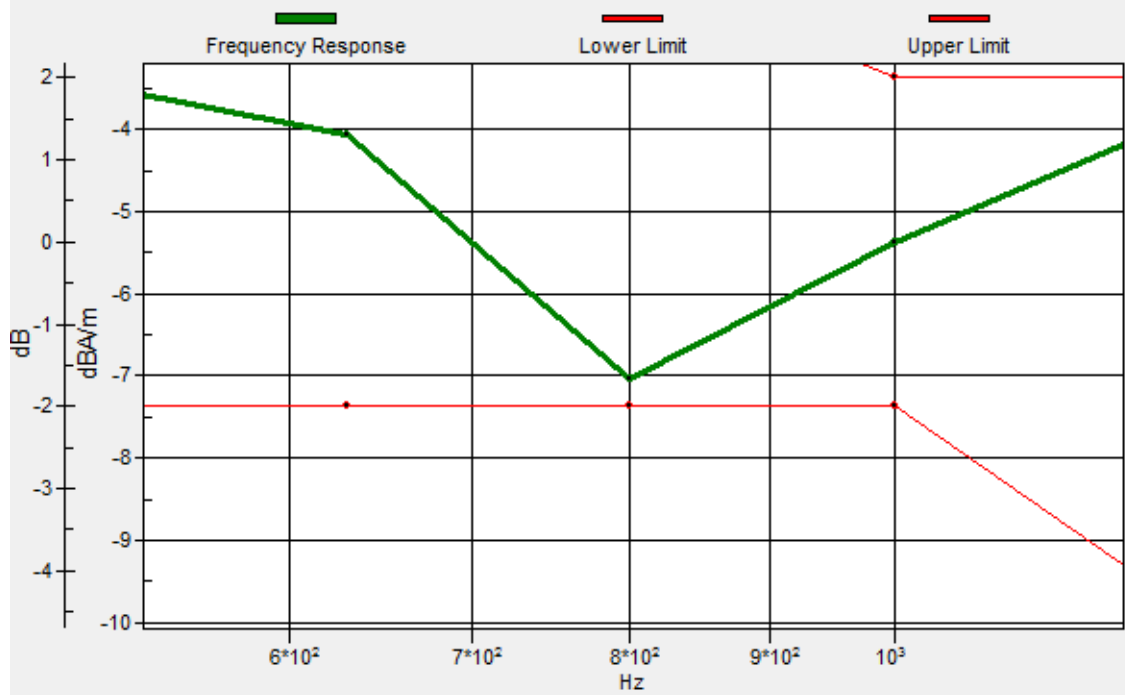
General Scans/z (axial) wideband at best S/N/ABM Freq Resp(x,y,z,f)

Loc: 11, -4, 3.7 mm Diff: 0.34dB



General Scans/z (axial) wideband at best S/N/ABM Freq Resp(x,y,z,f)

Loc: 11, -4, 3.7 mm Diff: 0.34dB



#31_HAC_T-Coil_LTE Band 48_20M_QPSK_1_0_Ch55830_Transversal (Y)

Communication System: LTE TDD; Frequency: 3609 MHz

Medium: Air Medium parameters used: $\sigma = 0$ S/m, $\epsilon_r = 1$; $\rho = 0$ kg/m³

Ambient Temperature : 23.7 °C

DASY5 Configuration:

- Probe: AM1DV3 - 3130; ; Calibrated: 2019/11/20
- Sensor-Surface: 0mm (Fix Surface)
- Electronics: DAE4 Sn1311; Calibrated: 2019/8/27
- Phantom: HAC Test Arch with AMCC; Type: SD HAC P01 BA;
- Measurement SW: DASY52, Version 52.10 (2);SEMCAD X Version 14.6.12 (7470)


General Scans/y (transversal) 4.2mm 50 x 50/ABM Interpolated SNR(x,y,z) (121x121x1): Interpolated

grid: dx=1.000 mm, dy=1.000 mm

ABM1/ABM2 = 32.46 dB

ABM1 comp = -11.52 dBA/m

Location: 4.7, 9.3, 3.7 mm



0 dB = 42.00 = 32.46 dB

#32_HAC_T-Coil_WLAN2.4GHz_802.11b 1Mbps_Ch6_Ant 1_Axial (Z)

Communication System: 802.11b; Frequency: 2437 MHz

Medium: Air Medium parameters used: $\sigma = 0$ S/m, $\epsilon_r = 1$; $\rho = 0$ kg/m³

Ambient Temperature : 23.7 °C

DASY5 Configuration:

- Probe: AM1DV3 - 3130; ; Calibrated: 2019/11/20
- Sensor-Surface: 0mm (Fix Surface)
- Electronics: DAE4 Sn1311; Calibrated: 2019/8/27
- Phantom: HAC Test Arch with AMCC; Type: SD HAC P01 BA;
- Measurement SW: DASY52, Version 52.10 (2);SEMCAD X Version 14.6.12 (7470)


General Scans/z (axial) 4.2mm 50 x 50/ABM Interpolated SNR(x,y,z) (121x121x1): Interpolated grid:

dx=1.000 mm, dy=1.000 mm

ABM1/ABM2 = 42.39 dB

ABM1 comp = -1.99 dBA/m

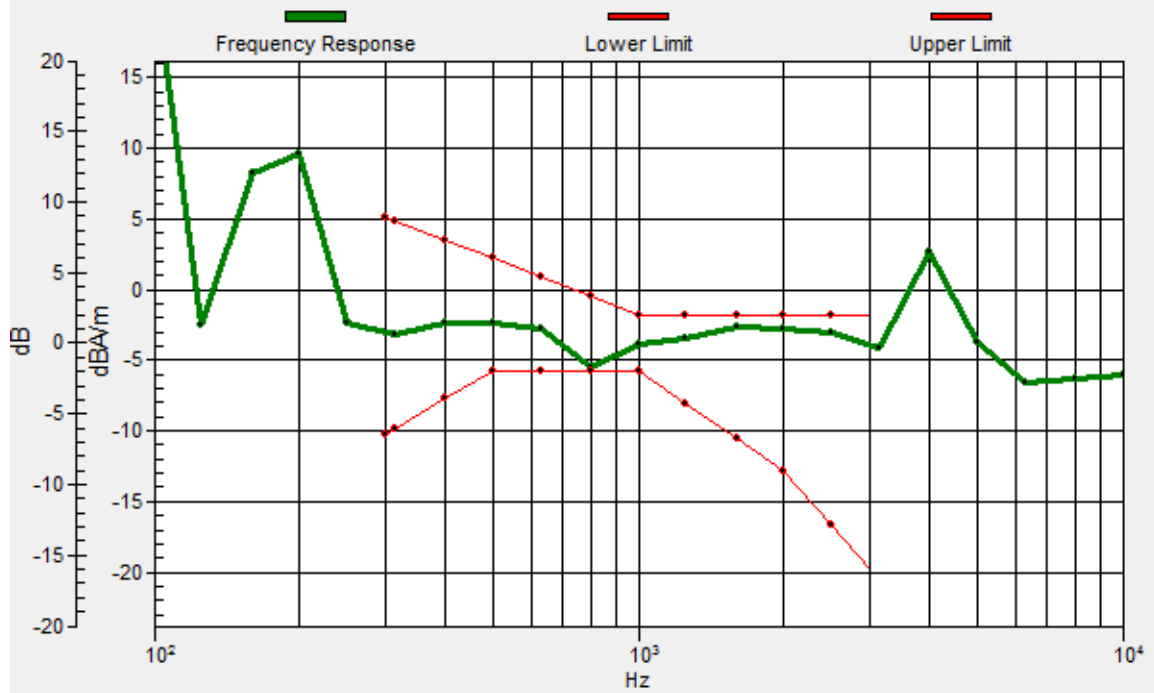
Location: 11, -3.3, 3.7 mm



0 dB = 131.7 = 42.39 dB

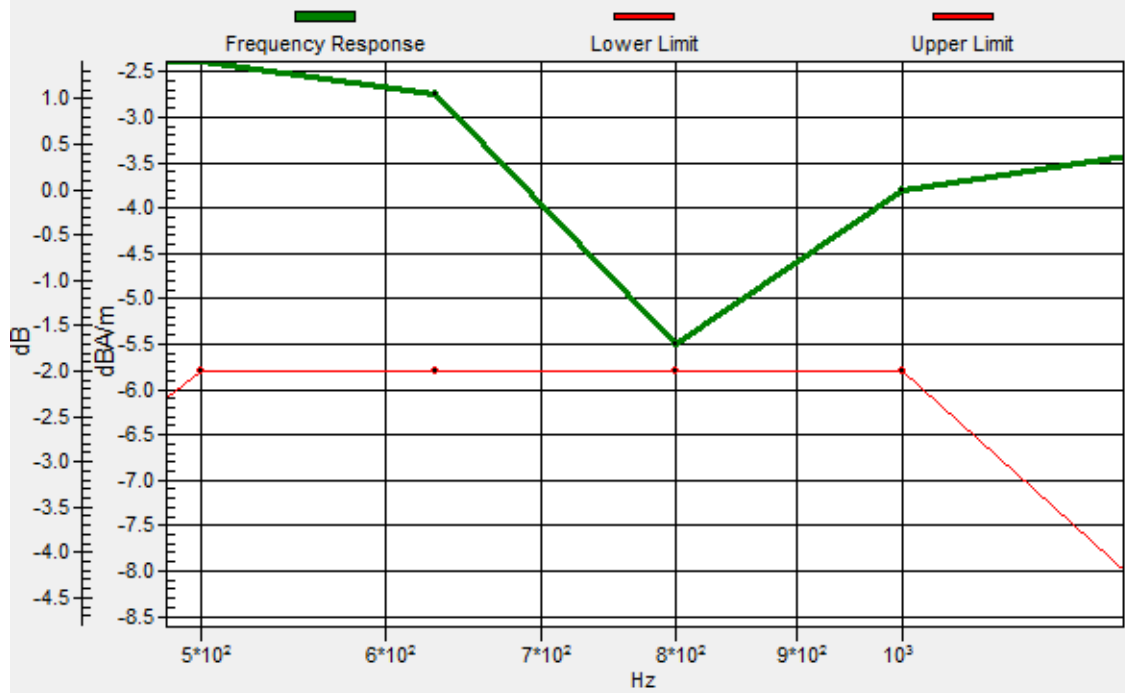
General Scans/z (axial) wideband at best S/N/ABM Freq Resp(x,y,z,f)

Loc: 11, -4, 3.7 mm Diff: 0.29dB



General Scans/z (axial) wideband at best S/N/ABM Freq Resp(x,y,z,f)

Loc: 11, -4, 3.7 mm Diff: 0.29dB



#32_HAC_T-Coil_WLAN2.4GHz_802.11b 1Mbps_Ch6_Ant 1_Transversal (Y)

Communication System: 802.11b; Frequency: 2437 MHz

Medium: Air Medium parameters used: $\sigma = 0$ S/m, $\epsilon_r = 1$; $\rho = 0$ kg/m³

Ambient Temperature : 23.7 °C

DASY5 Configuration:

- Probe: AM1DV3 - 3130; ; Calibrated: 2019/11/20
- Sensor-Surface: 0mm (Fix Surface)
- Electronics: DAE4 Sn1311; Calibrated: 2019/8/27
- Phantom: HAC Test Arch with AMCC; Type: SD HAC P01 BA;
- Measurement SW: DASY52, Version 52.10 (2);SEMCAD X Version 14.6.12 (7470)

General Scans/y (transversal) 4.2mm 50 x 50/ABM Interpolated SNR(x,y,z) (121x121x1): Interpolated

grid: dx=1.000 mm, dy=1.000 mm

ABM1/ABM2 = 38.66 dB

ABM1 comp = -10.00 dBA/m

Location: 8.9, 9.3, 3.7 mm



0 dB = 85.74 = 38.66 dB

#33_HAC_T-Coil_WLAN2.4GHz_802.11b 1Mbps_Ch6_Ant 2

Communication System: 802.11b; Frequency: 2437 MHz

Medium: Air Medium parameters used: $\sigma = 0$ S/m, $\epsilon_r = 1$; $\rho = 0$ kg/m³

Ambient Temperature : 23.7 °C

DASY5 Configuration:

- Probe: AM1DV3 - 3130; ; Calibrated: 2019/11/20
- Sensor-Surface: 0mm (Fix Surface)
- Electronics: DAE4 Sn1311; Calibrated: 2019/8/27
- Phantom: HAC Test Arch with AMCC; Type: SD HAC P01 BA;
- Measurement SW: DASY52, Version 52.10 (2);SEMCAD X Version 14.6.12 (7470)


General Scans/y (transversal) 4.2mm 50 x 50/ABM Interpolated SNR(x,y,z) (121x121x1): Interpolated

grid: dx=1.000 mm, dy=1.000 mm

ABM1/ABM2 = 38.88 dB

ABM1 comp = -9.76 dBA/m

Location: 9.6, 9.3, 3.7 mm



0 dB = 87.86 = 38.88 dB

#33_HAC_T-Coil_WLAN2.4GHz_802.11b 1Mbps_Ch6_Ant 2_Axial (Z)

Communication System: 802.11b; Frequency: 2437 MHz

Medium: Air Medium parameters used: $\sigma = 0$ S/m, $\epsilon_r = 1$; $\rho = 0$ kg/m³

Ambient Temperature : 23.7 °C

DASY5 Configuration:

- Probe: AM1DV3 - 3130; ; Calibrated: 2019/11/20
- Sensor-Surface: 0mm (Fix Surface)
- Electronics: DAE4 Sn1311; Calibrated: 2019/8/27
- Phantom: HAC Test Arch with AMCC; Type: SD HAC P01 BA;
- Measurement SW: DASY52, Version 52.10 (2);SEMCAD X Version 14.6.12 (7470)


General Scans/z (axial) 4.2mm 50 x 50/ABM Interpolated SNR(x,y,z) (121x121x1): Interpolated grid:

dx=1.000 mm, dy=1.000 mm

ABM1/ABM2 = 43.90 dB

ABM1 comp = -1.87 dBA/m

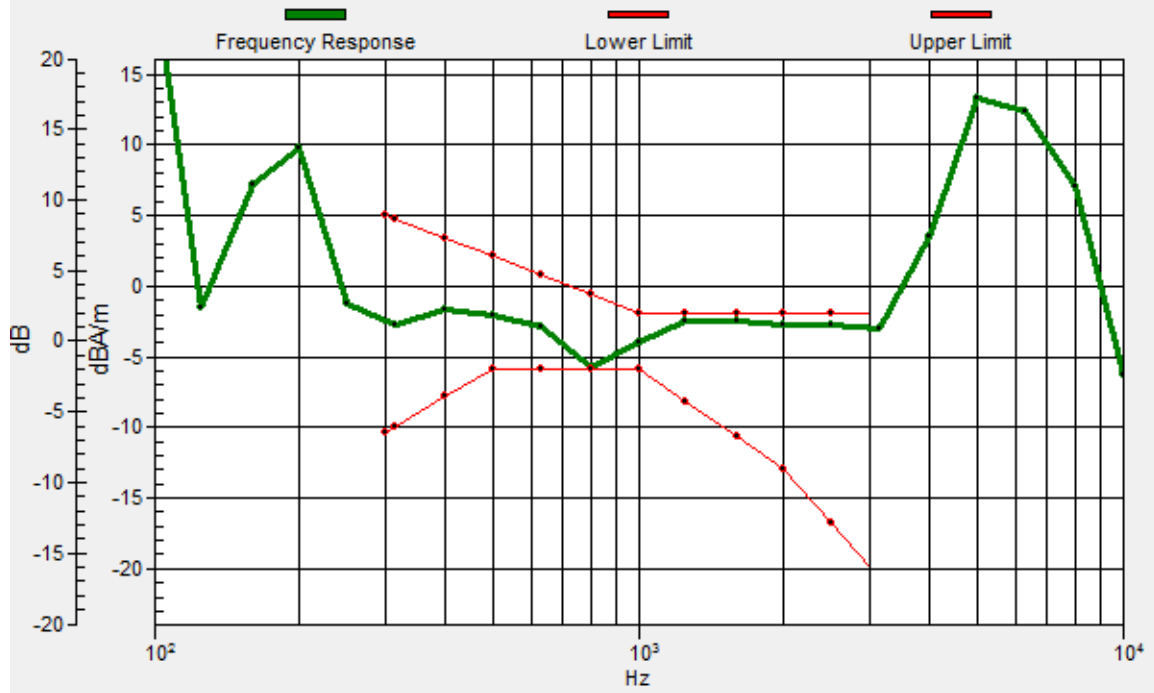
Location: 10.3, -2.6, 3.7 mm



0 dB = 156.7 = 43.90 dB

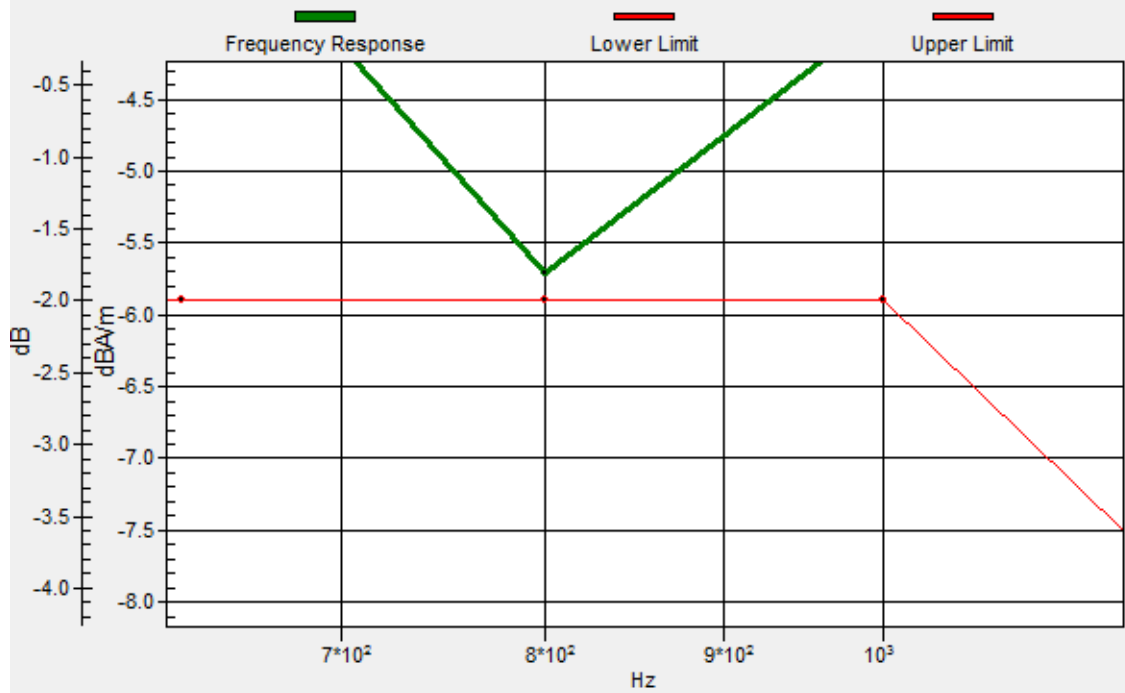
General Scans/z (axial) wideband at best S/N/ABM Freq Resp(x,y,z,f)

Loc: 11, -4, 3.7 mm Diff: 0.19dB



General Scans/z (axial) wideband at best S/N/ABM Freq Resp(x,y,z,f)

Loc: 11, -4, 3.7 mm Diff: 0.19dB



#34_HAC_T-Coil_WLAN5GHz_802.11a 6Mbps_Ch40_Ant 1_Axial (Z)

Communication System: 802.11a; Frequency: 5200 MHz

Medium: Air Medium parameters used: $\sigma = 0$ S/m, $\epsilon_r = 1$; $\rho = 0$ kg/m³

Ambient Temperature : 23.7 °C

DASY5 Configuration:

- Probe: AM1DV3 - 3130; ; Calibrated: 2019/11/20
- Sensor-Surface: 0mm (Fix Surface)
- Electronics: DAE4 Sn1311; Calibrated: 2019/8/27
- Phantom: HAC Test Arch with AMCC; Type: SD HAC P01 BA;
- Measurement SW: DASY52, Version 52.10 (2);SEMCAD X Version 14.6.12 (7470)


General Scans/z (axial) 4.2mm 50 x 50/ABM Interpolated SNR(x,y,z) (121x121x1): Interpolated grid:

dx=1.000 mm, dy=1.000 mm

ABM1/ABM2 = 40.68 dB

ABM1 comp = -1.82 dBA/m

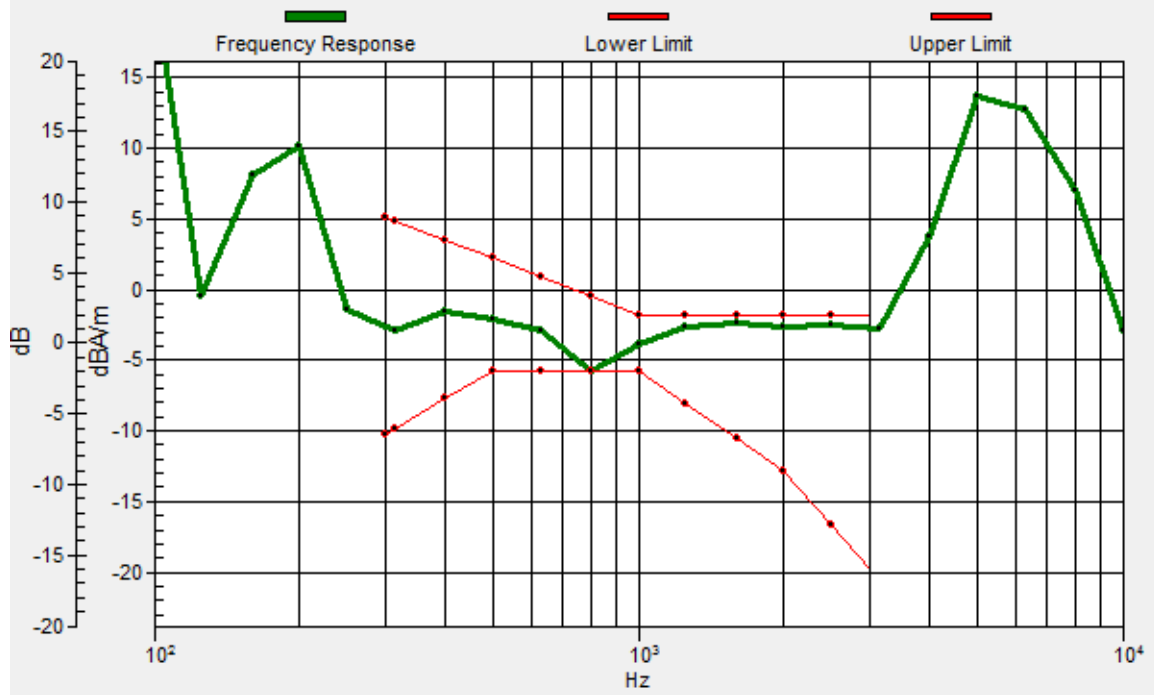
Location: 10.3, -1.2, 3.7 mm



0 dB = 108.2 = 40.68 dB

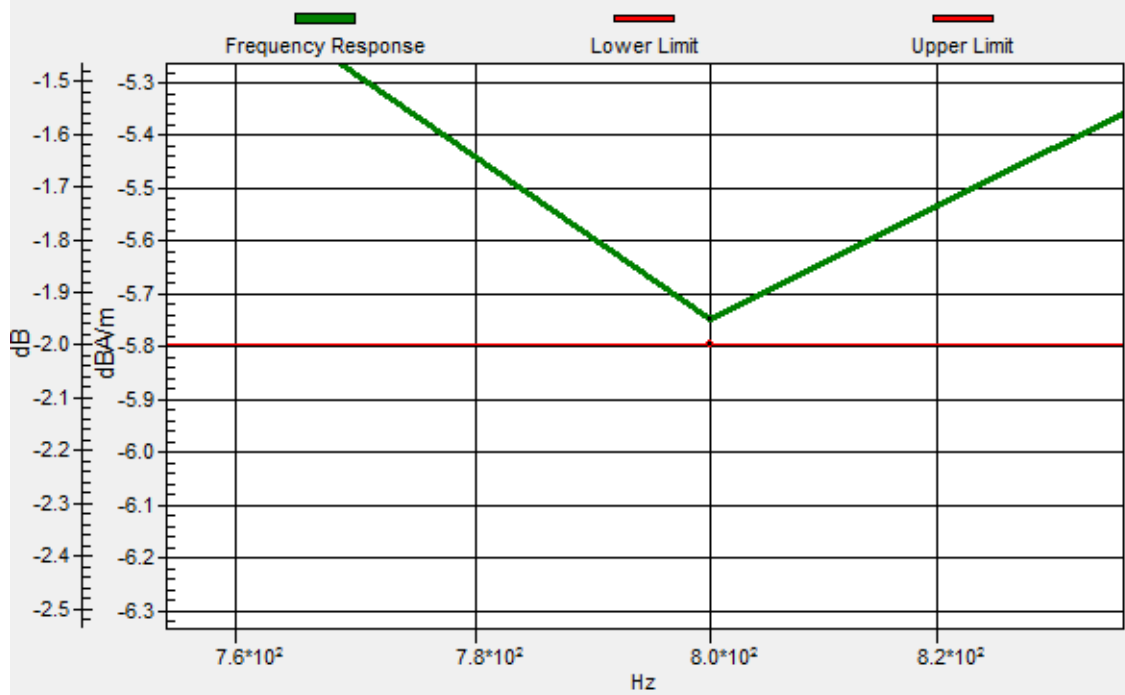
General Scans/z (axial) wideband at best S/N/ABM Freq Resp(x,y,z,f)

Loc: 11, -4, 3.7 mm Diff: 0.05dB



General Scans/z (axial) wideband at best S/N/ABM Freq Resp(x,y,z,f)

Loc: 11, -4, 3.7 mm Diff: 0.05dB



#34_HAC_T-Coil_WLAN5GHz_802.11a 6Mbps_Ch40_Ant 1_Transversal (Y)

Communication System: 802.11a; Frequency: 5200 MHz

Medium: Air Medium parameters used: $\sigma = 0$ S/m, $\epsilon_r = 1$; $\rho = 0$ kg/m³

Ambient Temperature : 23.7 °C

DASY5 Configuration:

- Probe: AM1DV3 - 3130; ; Calibrated: 2019/11/20
- Sensor-Surface: 0mm (Fix Surface)
- Electronics: DAE4 Sn1311; Calibrated: 2019/8/27
- Phantom: HAC Test Arch with AMCC; Type: SD HAC P01 BA;
- Measurement SW: DASY52, Version 52.10 (2);SEMCAD X Version 14.6.12 (7470)

General Scans/y (transversal) 4.2mm 50 x 50/ABM Interpolated SNR(x,y,z) (121x121x1): Interpolated

grid: dx=1.000 mm, dy=1.000 mm

ABM1/ABM2 = 38.06 dB

ABM1 comp = -9.76 dBA/m

Location: 8.9, 9.3, 3.7 mm



0 dB = 79.97 = 38.06 dB

#35_HAC_T-Coil_WLAN5GHz_802.11a 6Mbps_Ch60_Ant 2_Axial (Z)

Communication System: 802.11a; Frequency: 5300 MHz

Medium: Air Medium parameters used: $\sigma = 0$ S/m, $\epsilon_r = 1$; $\rho = 0$ kg/m³

Ambient Temperature : 23.7 °C

DASY5 Configuration:

- Probe: AM1DV3 - 3130; ; Calibrated: 2019/11/20
- Sensor-Surface: 0mm (Fix Surface)
- Electronics: DAE4 Sn1311; Calibrated: 2019/8/27
- Phantom: HAC Test Arch with AMCC; Type: SD HAC P01 BA;
- Measurement SW: DASY52, Version 52.10 (2);SEMCAD X Version 14.6.12 (7470)


General Scans/z (axial) 4.2mm 50 x 50/ABM Interpolated SNR(x,y,z) (121x121x1): Interpolated grid:

dx=1.000 mm, dy=1.000 mm

ABM1/ABM2 = 44.06 dB

ABM1 comp = -2.29 dBA/m

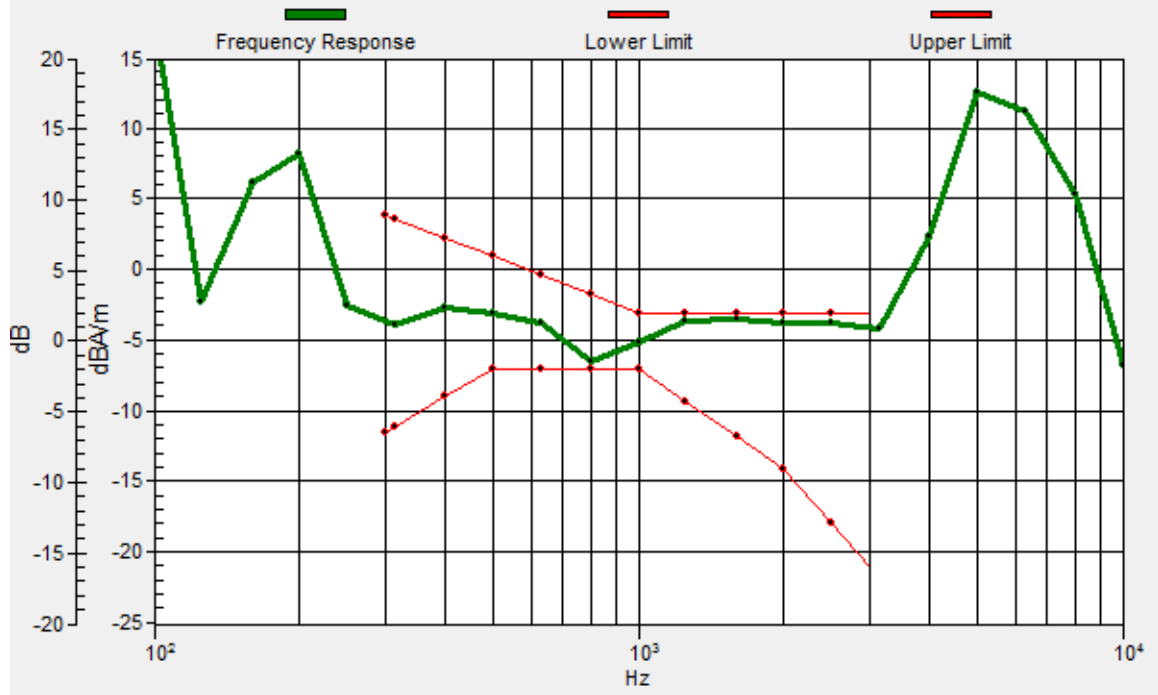
Location: 9.6, 0.2, 3.7 mm



0 dB = 159.6 = 44.06 dB

General Scans/z (axial) wideband at best S/N/ABM Freq Resp(x,y,z,f)

Loc: 11, 3, 3.7 mm Diff: 0.43dB



#35_HAC_T-Coil_WLAN5GHz_802.11a 6Mbps_Ch60_Ant 2_Transversal (Y)

Communication System: 802.11a; Frequency: 5300 MHz

Medium: Air Medium parameters used: $\sigma = 0$ S/m, $\epsilon_r = 1$; $\rho = 0$ kg/m³

Ambient Temperature : 23.7 °C

DASY5 Configuration:

- Probe: AM1DV3 - 3130; ; Calibrated: 2019/11/20
- Sensor-Surface: 0mm (Fix Surface)
- Electronics: DAE4 Sn1311; Calibrated: 2019/8/27
- Phantom: HAC Test Arch with AMCC; Type: SD HAC P01 BA;
- Measurement SW: DASY52, Version 52.10 (2);SEMCAD X Version 14.6.12 (7470)

General Scans/y (transversal) 4.2mm 50 x 50/ABM Interpolated SNR(x,y,z) (121x121x1): Interpolated

grid: dx=1.000 mm, dy=1.000 mm

ABM1/ABM2 = 39.28 dB

ABM1 comp = -9.90 dBA/m

Location: 9.6, 8.6, 3.7 mm



0 dB = 92.04 = 39.28 dB

#36_HAC_T-Coil_LTE Band 2_20M_QPSK_1_0_Ch18900_Axial (Z)

Communication System: LTE; Frequency: 1880 MHz

Medium: Air Medium parameters used: $\sigma = 0$ S/m, $\epsilon_r = 1$; $\rho = 0$ kg/m³

Ambient Temperature : 23.4 °C

DASY5 Configuration

- Probe: AM1DV3 - 3130; ; Calibrated: 2019/11/20
- Sensor-Surface: 0mm (Fix Surface)
- Electronics: DAE4 Sn1311; Calibrated: 2020/8/25
- Phantom: HAC Test Arch with AMCC; Type: SD HAC P01 BA;
- Measurement SW: DASY52, Version 52.10 (4); SEMCAD X Version 14.6.14 (7483)


General Scans/z (axial) 4.2mm 50 x 50/ABM Interpolated SNR(x,y,z) (121x121x1):

Interpolated grid: dx=1.000 mm, dy=1.000 mm

ABM1/ABM2 = 44.61 dB

ABM1 comp = -1.64 dBA/m

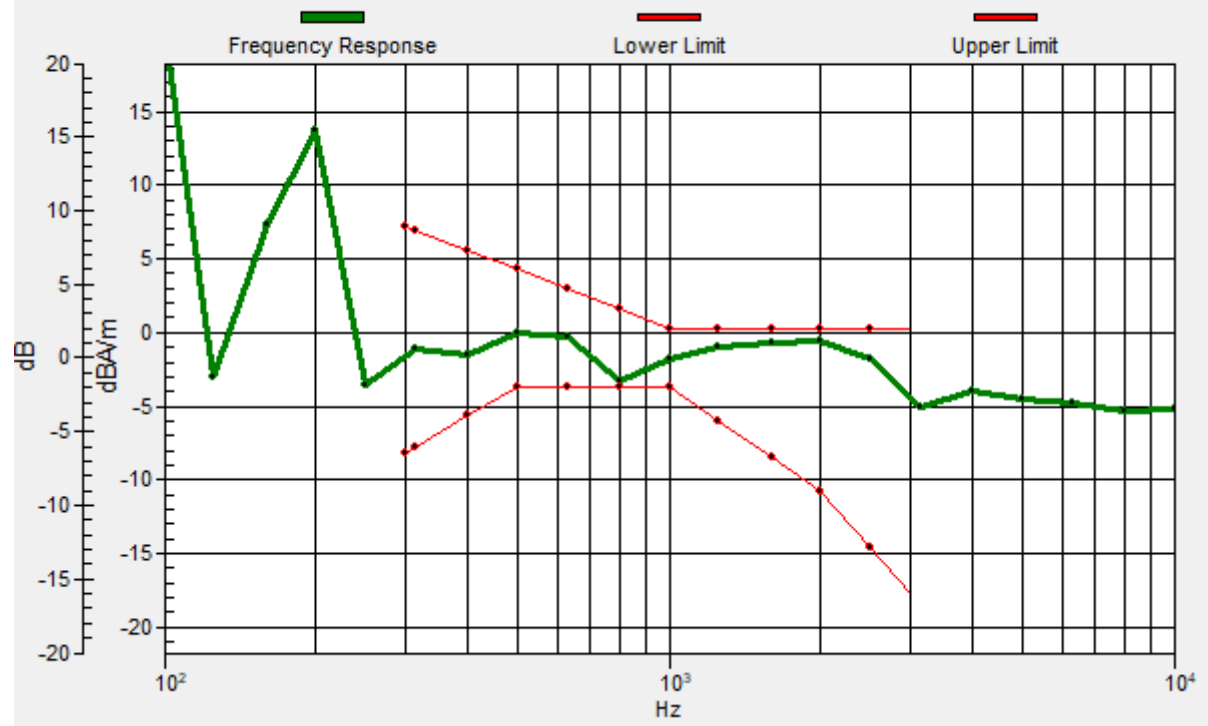
Location: 10.3, -3.3, 3.7 mm



0 dB = 170.1 = 44.61 dB

General Scans/z (axial) wideband at best S/N/ABM Freq Resp(x,y,z,f)

Loc: 10.5, -3.6, 3.7 mm Diff: 0.49dB



#36_HAC_T-Coil_LTE Band 2_20M_QPSK_1_0_Ch18900_Transversal (Y)

Communication System: LTE; Frequency: 1880 MHz

Medium: Air Medium parameters used: $\sigma = 0$ S/m, $\epsilon_r = 1$; $\rho = 0$ kg/m³

Ambient Temperature : 23.4 °C

DASY5 Configuration

- Probe: AM1DV3 - 3130; ; Calibrated: 2019/11/20
- Sensor-Surface: 0mm (Fix Surface)
- Electronics: DAE4 Sn1311; Calibrated: 2020/8/25
- Phantom: HAC Test Arch with AMCC; Type: SD HAC P01 BA;
- Measurement SW: DASY52, Version 52.10 (4); SEMCAD X Version 14.6.14 (7483)


General Scans/y (transversal) 4.2mm 50 x 50/ABM Interpolated SNR(x,y,z) (121x121x1):

Interpolated grid: dx=1.000 mm, dy=1.000 mm

ABM1/ABM2 = 36.04 dB

ABM1 comp = -10.27 dBA/m

Location: 7.5, 10.7, 3.7 mm



0 dB = 63.39 = 36.04 dB

#37_HAC_T-Coil_LTE Band 5_10M_QPSK_1_0_Ch20525_Axial (Z)

Communication System: LTE; Frequency: 836.5 MHz

Medium: Air Medium parameters used: $\sigma = 0$ S/m, $\epsilon_r = 1$; $\rho = 0$ kg/m³

Ambient Temperature : 23.4 °C

DASY5 Configuration

- Probe: AM1DV3 - 3130; ; Calibrated: 2019/11/20
- Sensor-Surface: 0mm (Fix Surface)
- Electronics: DAE4 Sn1311; Calibrated: 2020/8/25
- Phantom: HAC Test Arch with AMCC; Type: SD HAC P01 BA;
- Measurement SW: DASY52, Version 52.10 (4); SEMCAD X Version 14.6.14 (7483)


General Scans/z (axial) 4.2mm 50 x 50/ABM Interpolated SNR(x,y,z) (121x121x1):

Interpolated grid: dx=1.000 mm, dy=1.000 mm

ABM1/ABM2 = 46.54 dB

ABM1 comp = -1.80 dBA/m

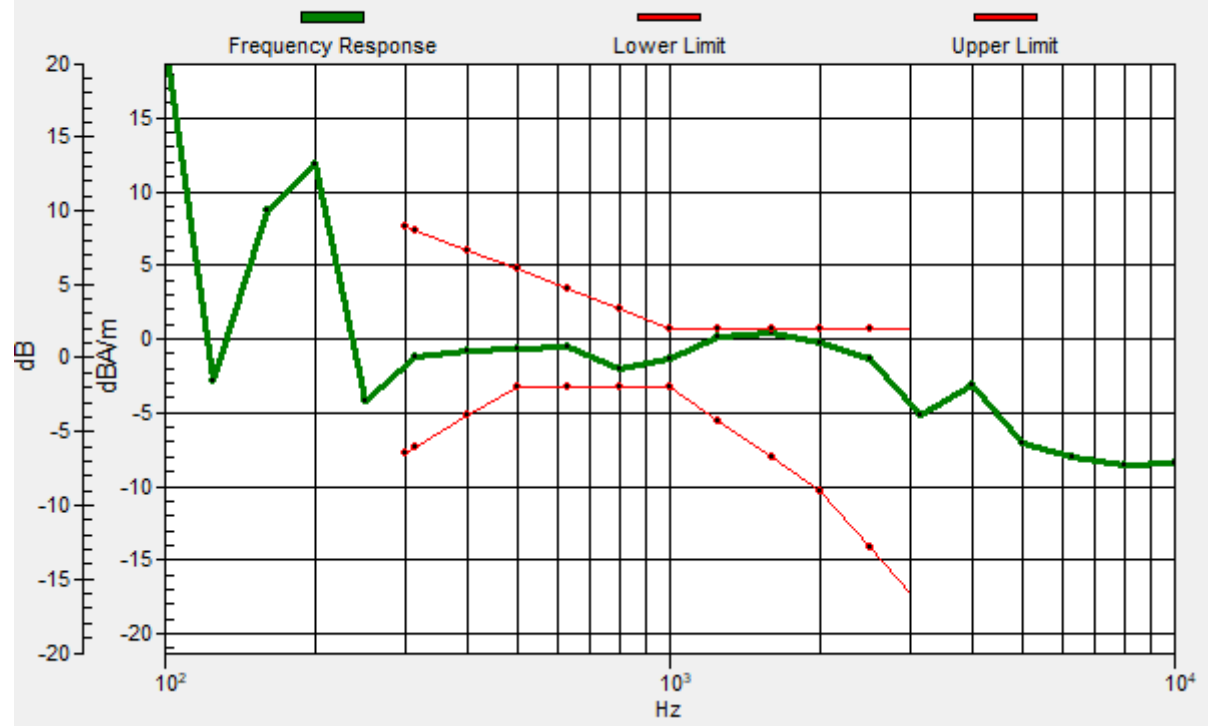
Location: 10.3, -3.3, 3.7 mm



0 dB = 212.4 = 46.54 dB

General Scans/z (axial) wideband at best S/N/ABM Freq Resp(x,y,z,f)

Loc: 10.6, -3.1, 3.7 mm Diff: 0.35dB



#37_HAC_T-Coil_LTE Band 5_10M_QPSK_1_0_Ch20525_Transversal (Y)

Communication System: LTE; Frequency: 836.5 MHz

Medium: Air Medium parameters used: $\sigma = 0$ S/m, $\epsilon_r = 1$; $\rho = 0$ kg/m³

Ambient Temperature : 23.4 °C

DASY5 Configuration

- Probe: AM1DV3 - 3130; ; Calibrated: 2019/11/20
- Sensor-Surface: 0mm (Fix Surface)
- Electronics: DAE4 Sn1311; Calibrated: 2020/8/25
- Phantom: HAC Test Arch with AMCC; Type: SD HAC P01 BA;
- Measurement SW: DASY52, Version 52.10 (4); SEMCAD X Version 14.6.14 (7483)


General Scans/y (transversal) 4.2mm 50 x 50/ABM Interpolated SNR(x,y,z) (121x121x1):

Interpolated grid: dx=1.000 mm, dy=1.000 mm

ABM1/ABM2 = 37.47 dB

ABM1 comp = -9.75 dBA/m

Location: 8.2, 10, 3.7 mm



0 dB = 74.77 = 37.47 dB

#38_HAC_T-Coil_LTE Band 66_20M_QPSK_1_0_Ch132322_Axial (Z)

Communication System: LTE; Frequency: 1745 MHz

Medium: Air Medium parameters used: $\sigma = 0$ S/m, $\epsilon_r = 1$; $\rho = 0$ kg/m³

Ambient Temperature : 23.4 °C

DASY5 Configuration

- Probe: AM1DV3 - 3130; ; Calibrated: 2019/11/20
- Sensor-Surface: 0mm (Fix Surface)
- Electronics: DAE4 Sn1311; Calibrated: 2020/8/25
- Phantom: HAC Test Arch with AMCC; Type: SD HAC P01 BA;
- Measurement SW: DASY52, Version 52.10 (4); SEMCAD X Version 14.6.14 (7483)


General Scans/z (axial) 4.2mm 50 x 50/ABM Interpolated SNR(x,y,z) (121x121x1):

Interpolated grid: dx=1.000 mm, dy=1.000 mm

ABM1/ABM2 = 44.28 dB

ABM1 comp = -1.77 dBA/m

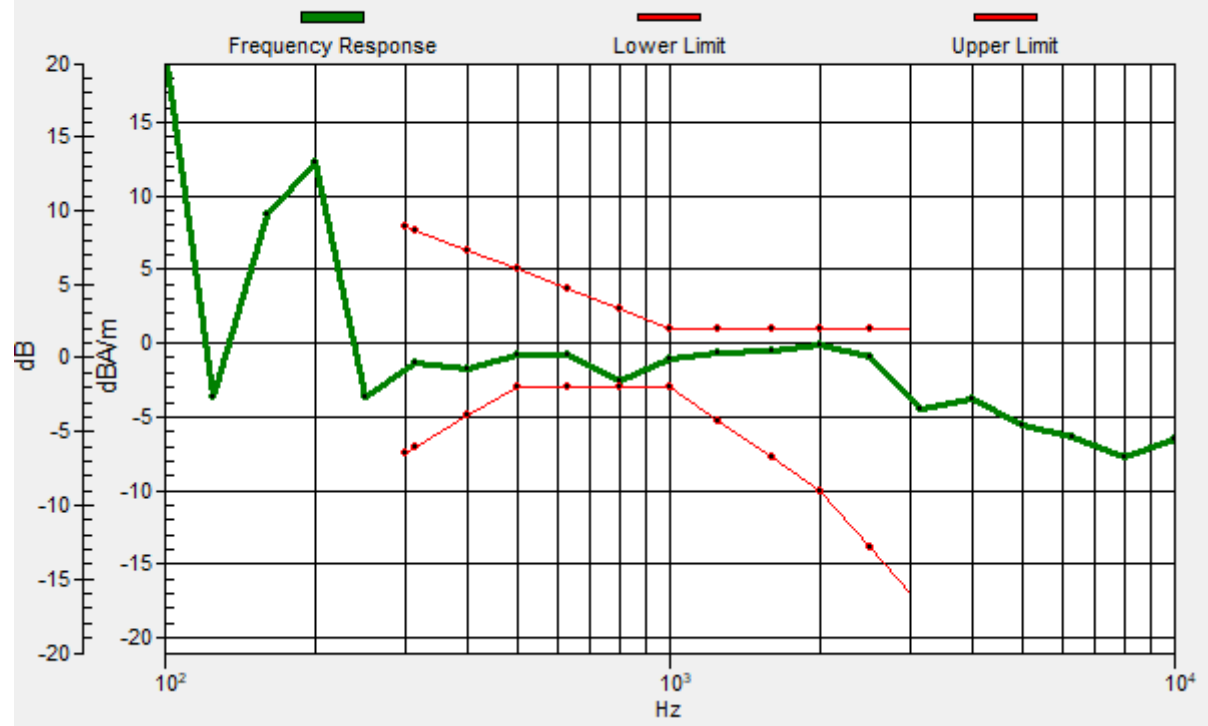
Location: 10.3, -3.3, 3.7 mm



0 dB = 163.7 = 44.28 dB

General Scans/z (axial) wideband at best S/N/ABM Freq Resp(x,y,z,f)

Loc: 10.4, -3.5, 3.7 mm Diff: 0.47dB



#38_HAC_T-Coil_LTE Band 66_20M_QPSK_1_0_Ch132322_Transversal (Y)

Communication System: LTE; Frequency: 1745 MHz

Medium: Air Medium parameters used: $\sigma = 0$ S/m, $\epsilon_r = 1$; $\rho = 0$ kg/m³

Ambient Temperature : 23.4 °C

DASY5 Configuration

- Probe: AM1DV3 - 3130; ; Calibrated: 2019/11/20
- Sensor-Surface: 0mm (Fix Surface)
- Electronics: DAE4 Sn1311; Calibrated: 2020/8/25
- Phantom: HAC Test Arch with AMCC; Type: SD HAC P01 BA;
- Measurement SW: DASY52, Version 52.10 (4); SEMCAD X Version 14.6.14 (7483)


General Scans/y (transversal) 4.2mm 50 x 50/ABM Interpolated SNR(x,y,z) (121x121x1):

Interpolated grid: dx=1.000 mm, dy=1.000 mm

ABM1/ABM2 = 36.44 dB

ABM1 comp = -9.89 dBA/m

Location: 7.5, 10, 3.7 mm



0 dB = 66.36 = 36.44 dB