

System Check_Head_1750MHz

DUT: D1750V2-1112

Communication System: CW; Frequency: 1750 MHz; Duty Cycle: 1:1

Medium: HSL_1750_200203 Medium parameters used: $f = 1750$ MHz; $\sigma = 1.395$ S/m; $\epsilon_r = 40.719$; $\rho = 1000$ kg/m³

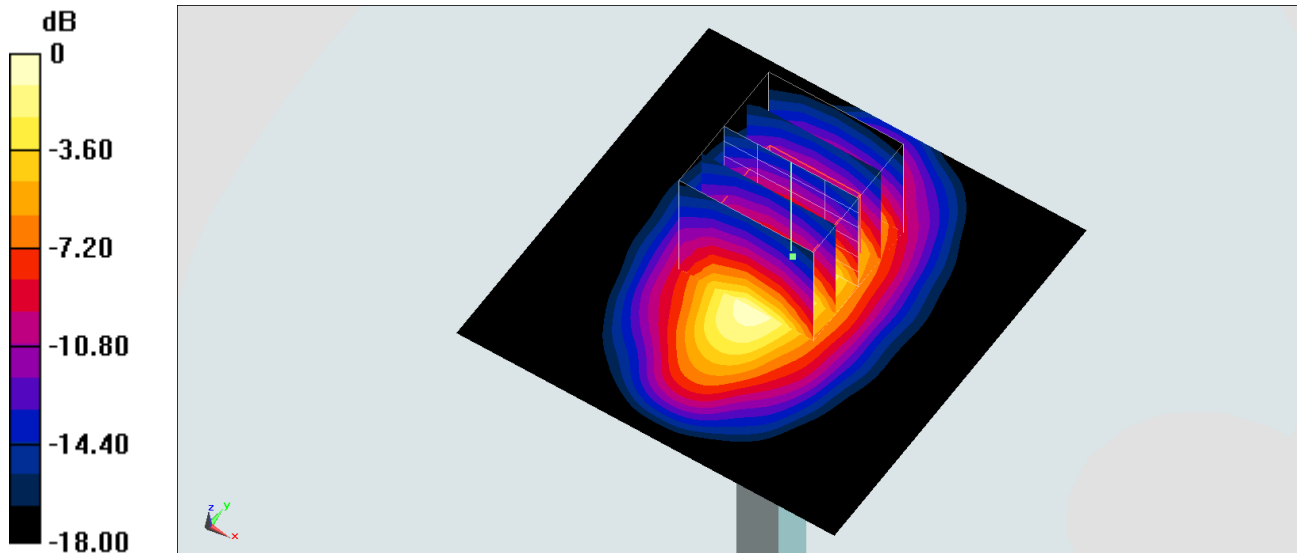
Ambient Temperature : 23.3 °C; Liquid Temperature : 22.3 °C

DASY5 Configuration:

- Probe: EX3DV4 - SN7306; ConvF(8.51, 8.51, 8.51); Calibrated: 2019/7/22;
- Sensor-Surface: 1.4mm (Mechanical Surface Detection)
- Electronics: DAE3 Sn577; Calibrated: 2019/9/17
- Phantom: SAM_Left; Type: QD000P40CD; Serial: TP:1801
- Measurement SW: DASY52, Version 52.8 (8); SEMCAD X Version 14.6.10 (7373)

Pin=250mW/Area Scan (61x61x1): Interpolated grid: dx=1.500 mm, dy=1.500 mm
Maximum value of SAR (interpolated) = 16.2 W/kg

Pin=250mW/Zoom Scan (5x5x7)/Cube 0: Measurement grid: dx=8mm, dy=8mm, dz=5mm
Reference Value = 105.8 V/m; Power Drift = -0.06 dB
Peak SAR (extrapolated) = 19.8 W/kg
SAR(1 g) = 9.21 W/kg; SAR(10 g) = 4.69 W/kg
Maximum value of SAR (measured) = 15.3 W/kg



0 dB = 15.3 W/kg = 11.85 dBW/kg

System Check_Head_1900MHz

DUT: D1900V2-5d041

Communication System: CW; Frequency: 1900 MHz; Duty Cycle: 1:1

Medium: HSL_1900_200202 Medium parameters used: $f = 1900$ MHz; $\sigma = 1.407$ S/m; $\epsilon_r = 40.291$; $\rho = 1000$ kg/m³

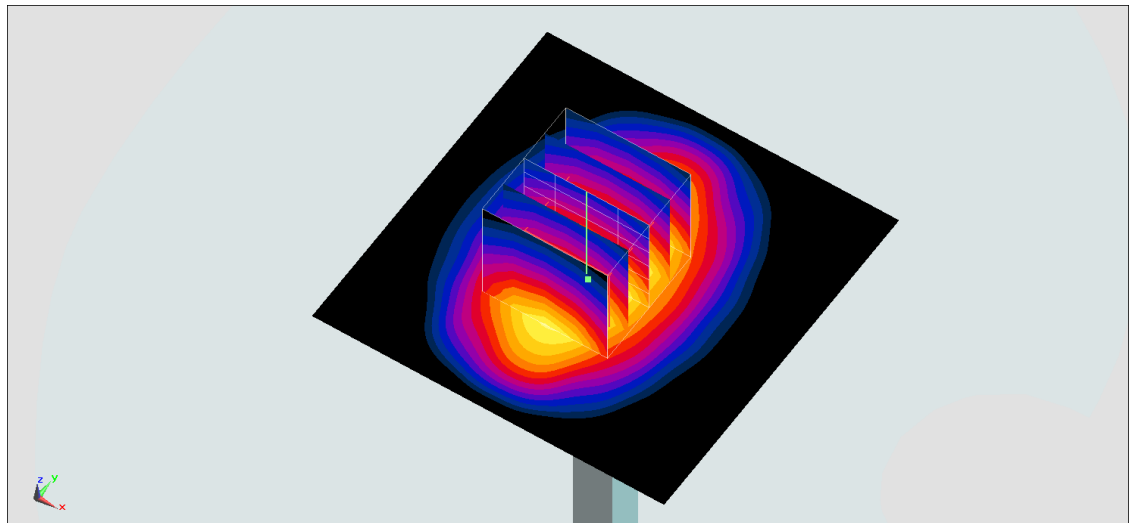
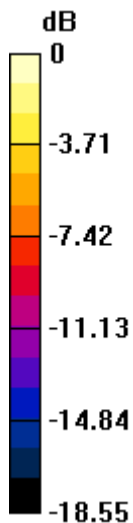
Ambient Temperature : 23.4 °C; Liquid Temperature : 22.4 °C

DASY5 Configuration:

- Probe: ES3DV3 - SN3169; ConvF(5.14, 5.14, 5.14) @ 1900 MHz; Calibrated: 2019/5/24
- Sensor-Surface: 3mm (Mechanical Surface Detection)
- Electronics: DAE4 Sn376; Calibrated: 2019/12/6
- Phantom: SAM_Right; Type: SAM; Serial: TP:1446
- Measurement SW: DASY52, Version 52.10 (2); SEMCAD X Version 14.6.12 (7450)

Pin=250mW/Area Scan (61x61x1): Interpolated grid: dx=1.500 mm, dy=1.500 mm
Maximum value of SAR (interpolated) = 13.2 W/kg

Pin=250mW/Zoom Scan (5x5x7)/Cube 0: Measurement grid: dx=8mm, dy=8mm, dz=5mm
Reference Value = 97.94 V/m; Power Drift = -0.10 dB
Peak SAR (extrapolated) = 18.2 W/kg
SAR(1 g) = 9.9 W/kg; SAR(10 g) = 5.12 W/kg
Maximum value of SAR (measured) = 12.5 W/kg



0 dB = 12.5 W/kg = 10.97 dBW/kg

Test Laboratory: Sporton International Inc.

Device Under Test Properties

Manufacturer	Dimensions [mm]	IMEI	DUT Type
	100.0 x 100.0 x 100.0		Verification source

Exposure Conditions

Phantom Section	Position, Test Distance [mm]	Frequency [MHz]	Conversion Factor
5G	FRONT, 5.55	30000.0	1.0

Hardware Setup

Phantom	Medium	Probe, Calibration Date	DAE, Calibration Date
mmWave - xxxx	Air -	EUmmWV4 - SN9461_F1-78GHz, 2019-11-05	DAE4 Sn376, 2019-12-06

Scans Setup

Grid Extents [mm]	60.0 x 60.0
Grid Steps [λ]	0.25 x 0.25
Sensor Surface [mm]	5.55

Measurement Results

Date	2020-02-02, 01:07
Avg. Area [cm^2]	4.00
$S_{\text{avg inc}}$ [W/m^2]	30.1
$S_{\text{avg tot}}$ [W/m^2]	30.8
S_{peak} [W/m^2]	45.1
E_{peak} [V/m]	129
H_{peak} [A/m]	0.357
Power Drift [dB]	-0.03

Averaged [4.0 cm²] |Re{S}|(x,y,z,f0) [dB(30.5W/m²)]

0



-10

