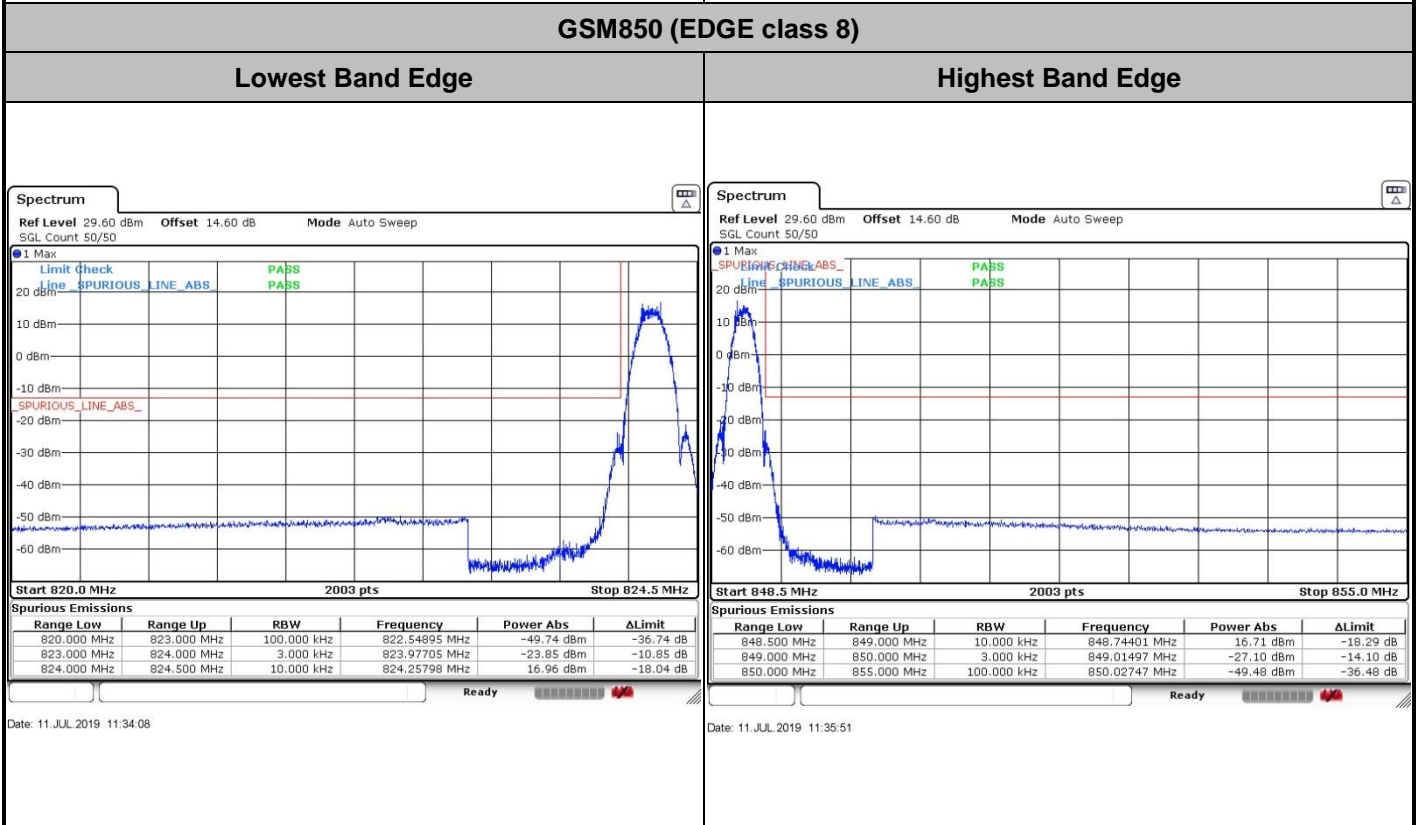
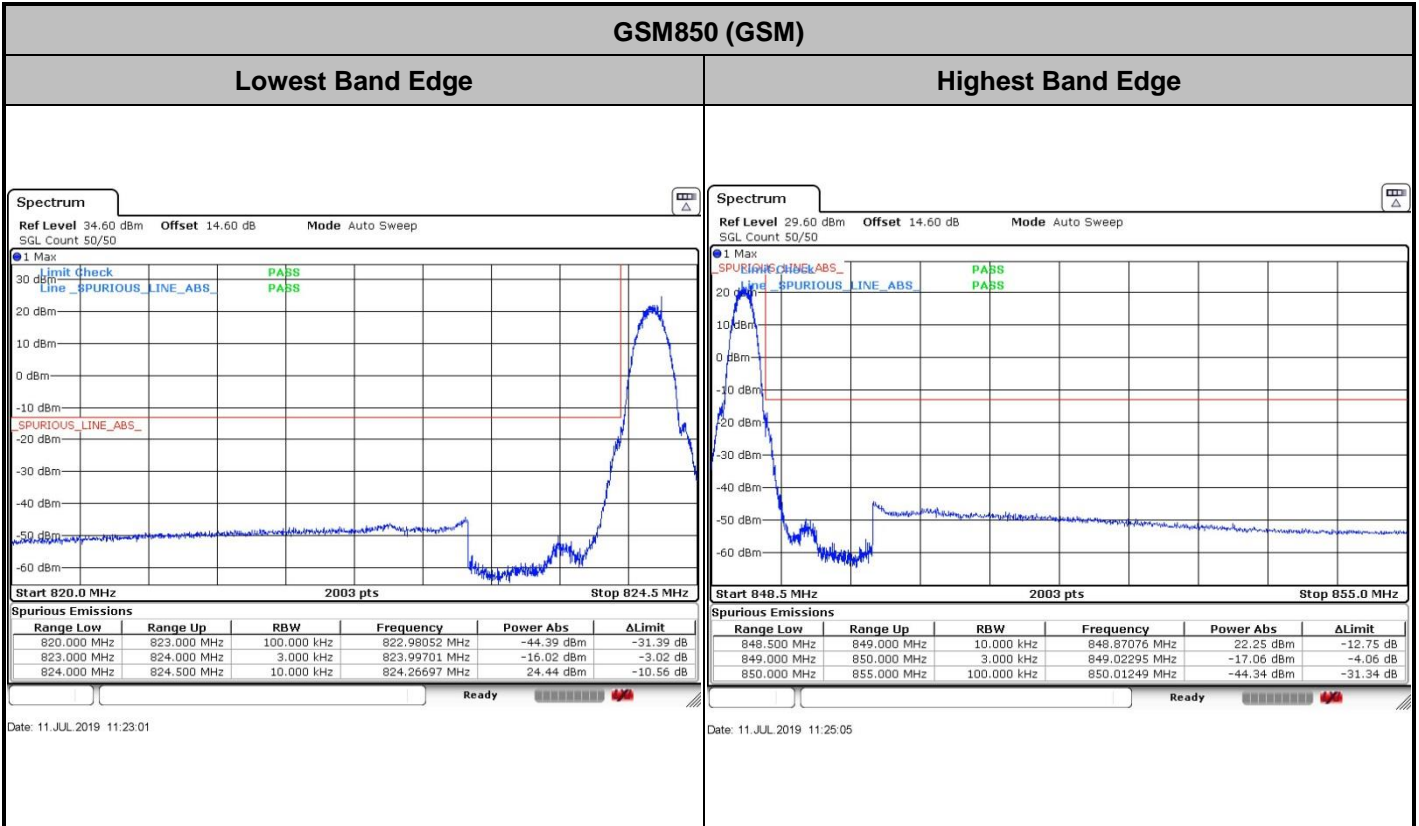




Conducted Band Edge

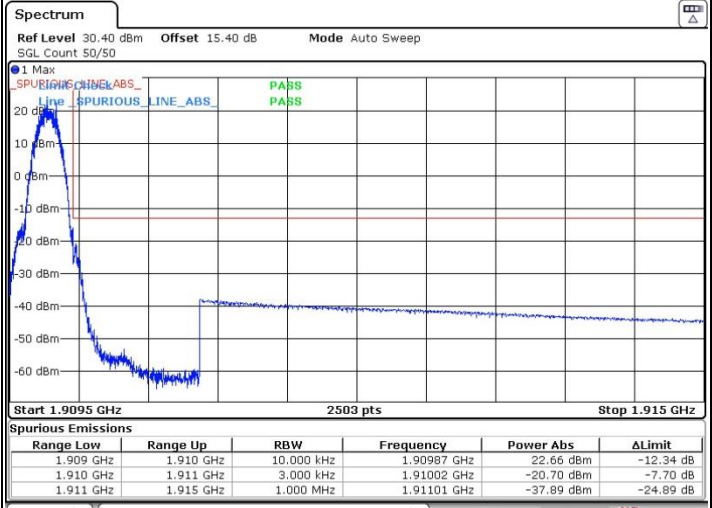
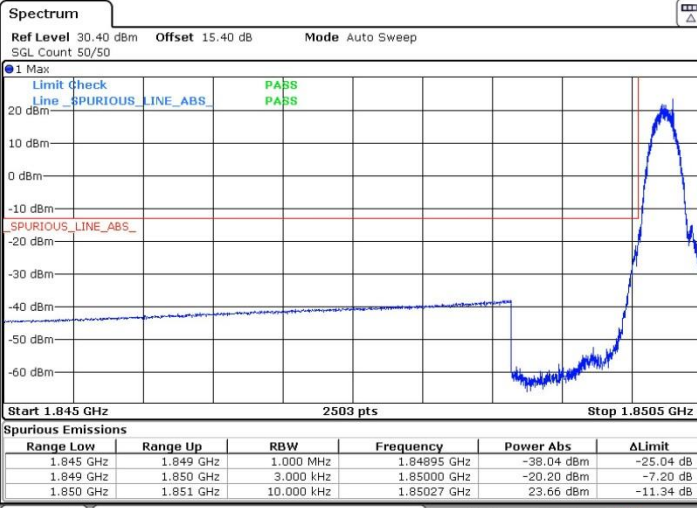




GSM1900 (GSM)

Lowest Band Edge

Highest Band Edge



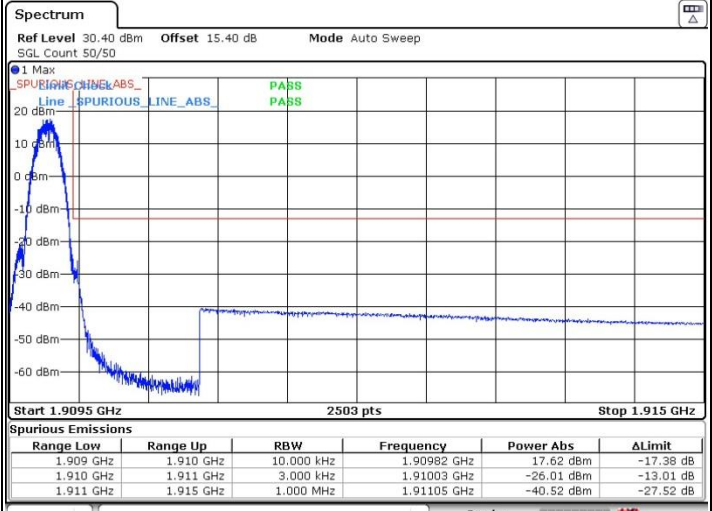
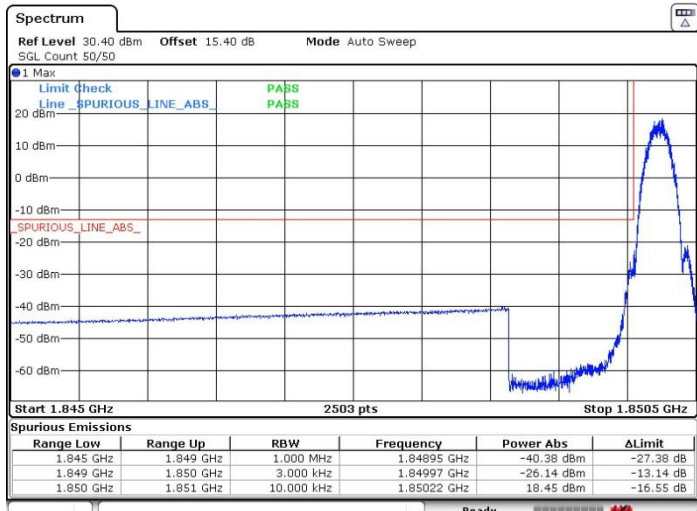
Date: 11 JUL 2019 11:46:26

Date: 11 JUL 2019 11:49:32

GSM1900 (EDGE class 8)

Lowest Band Edge

Highest Band Edge



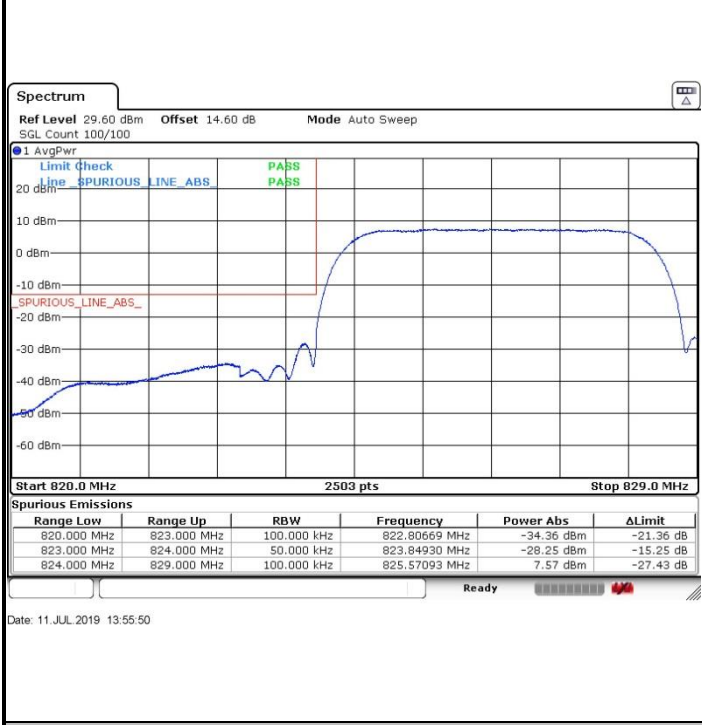
Date: 11 JUL 2019 11:59:33

Date: 11 JUL 2019 12:02:06



WCDMA Band V (RMC 12.2Kbps)

Lowest Band Edge

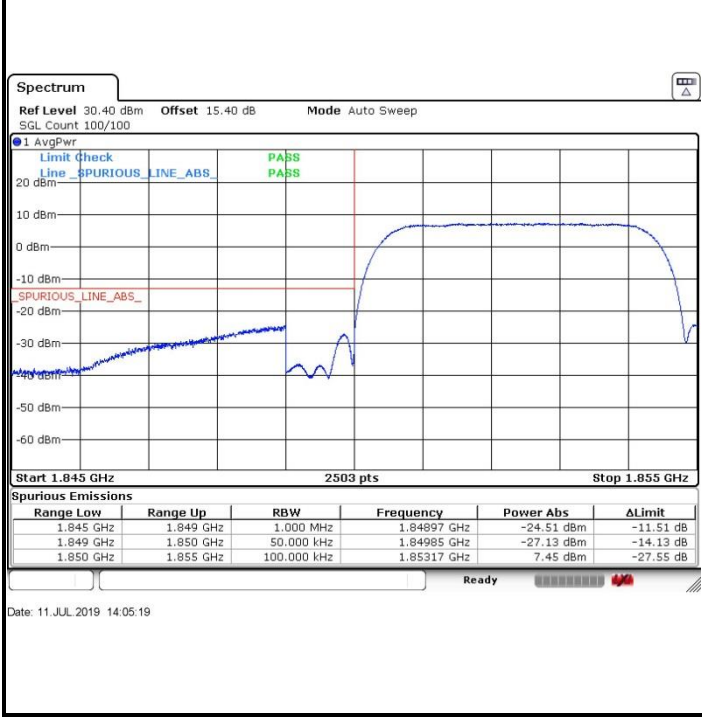


Highest Band Edge

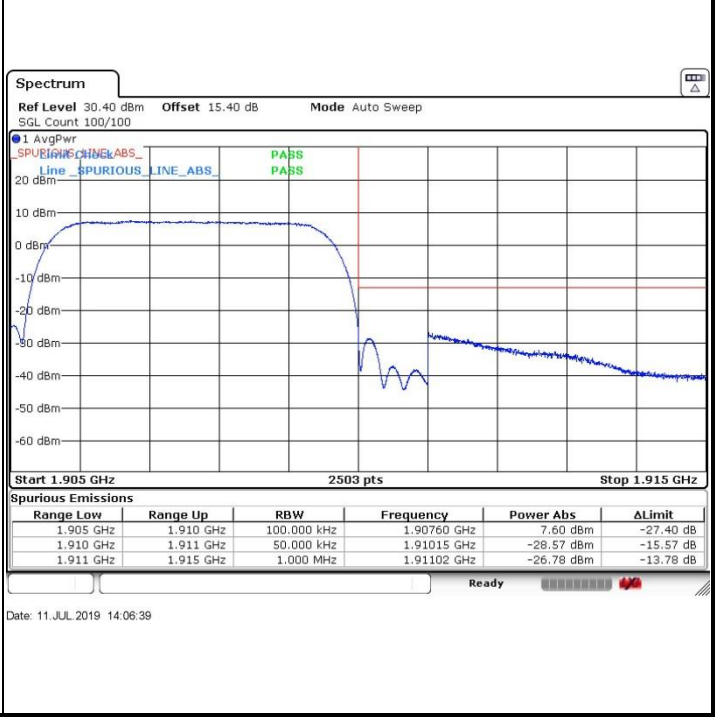


WCDMA Band II (RMC 12.2Kbps)

Lowest Band Edge



Highest Band Edge

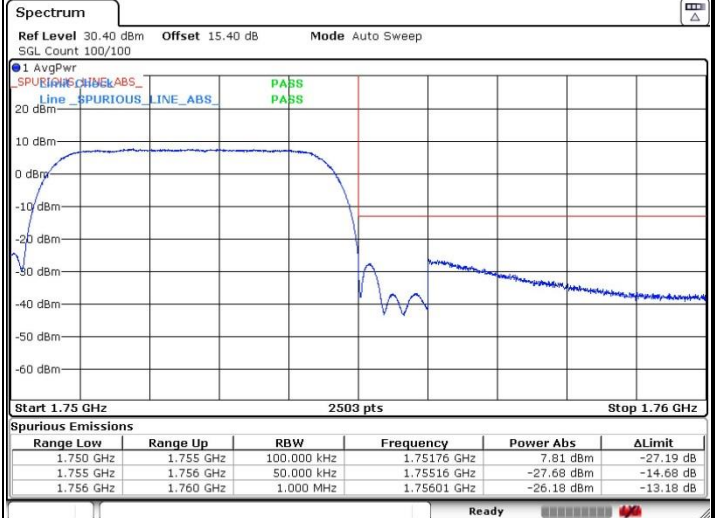
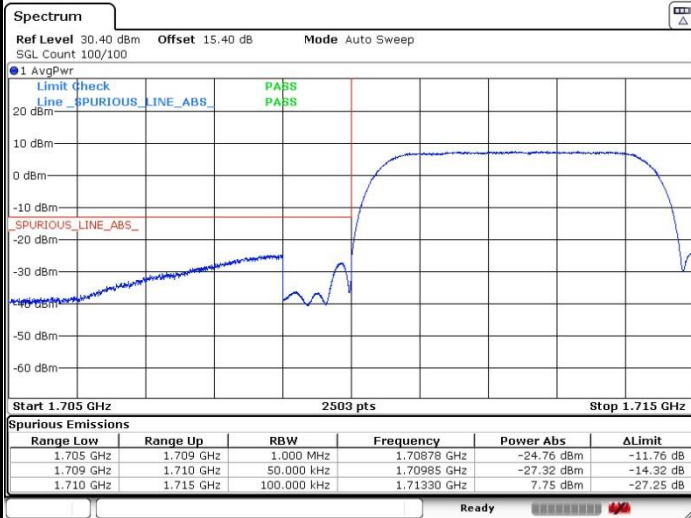




WCDMA Band IV (RMC 12.2Kbps)

Lowest Band Edge

Highest Band Edge

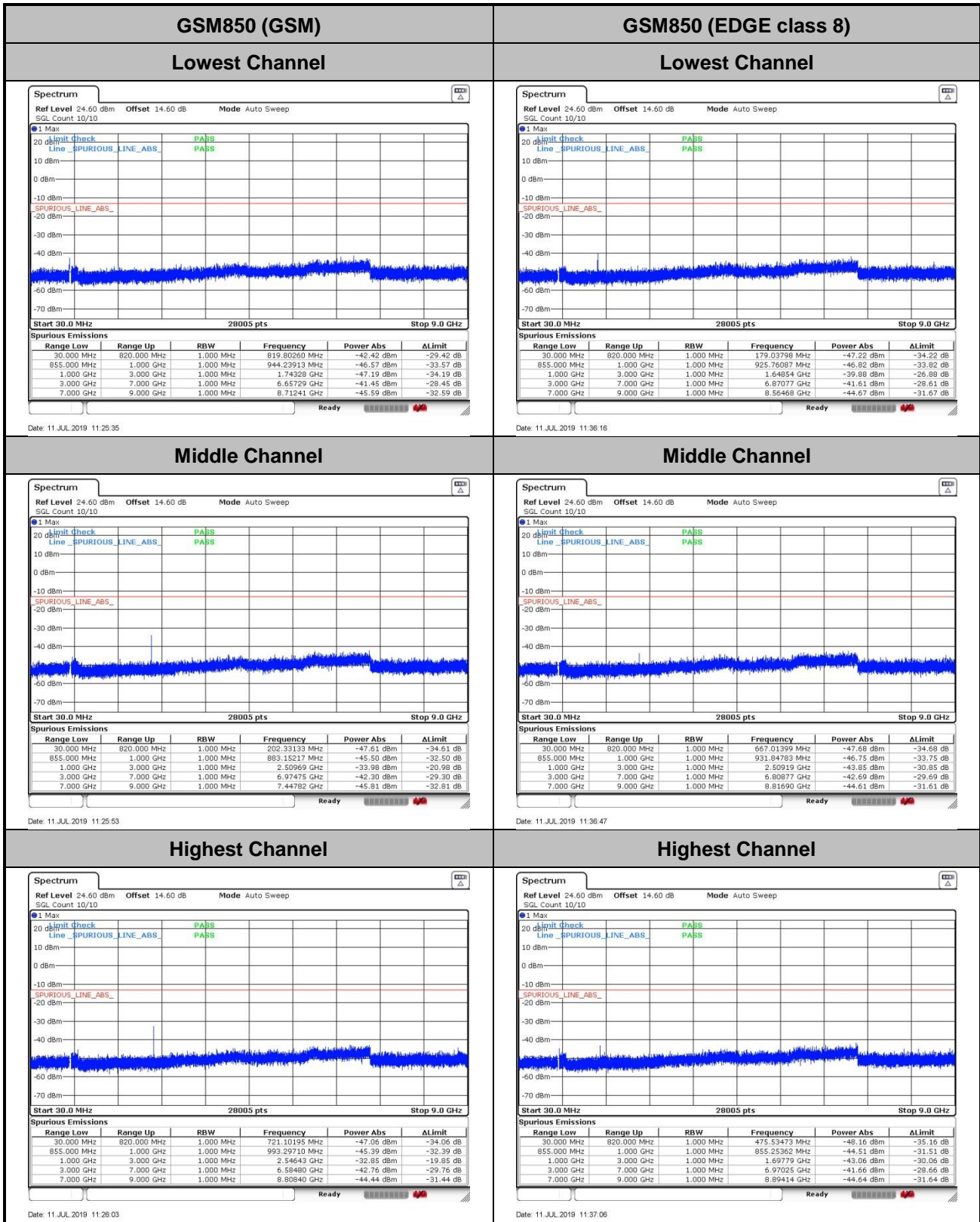


Date: 11 JUL 2019 14:14:47

Date: 11 JUL 2019 14:15:33



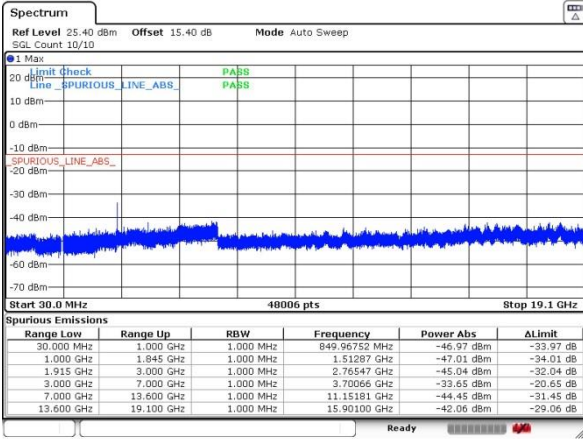
Conducted Spurious Emission





GSM1900 (GSM)

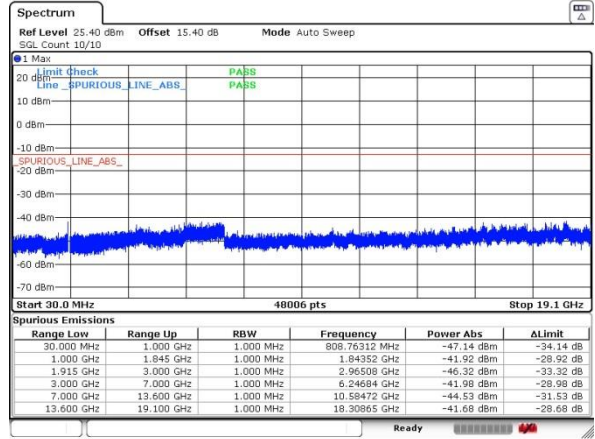
Lowest Channel



Date: 11 JUL 2019 11:49:57

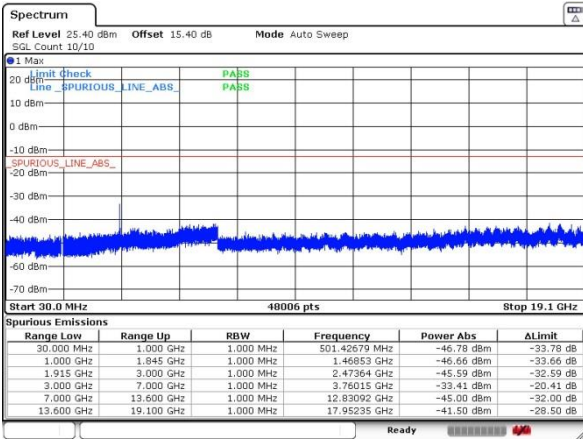
GSM1900 (EDGE class 8)

Lowest Channel



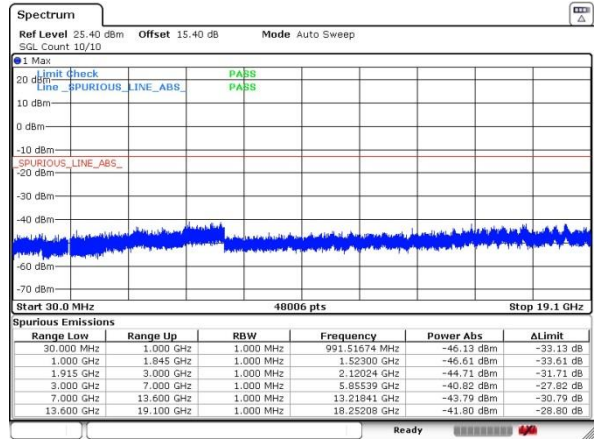
Date: 11 JUL 2019 12:02:31

Middle Channel



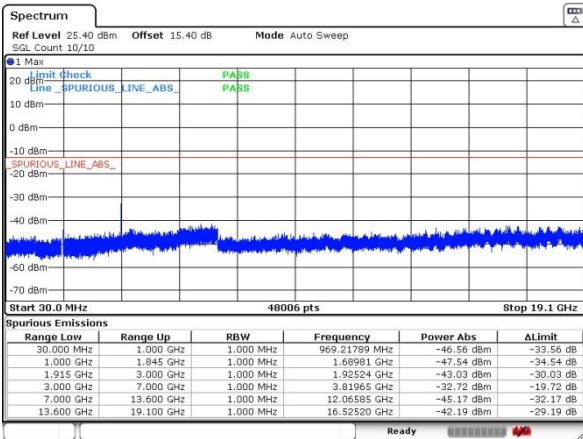
Date: 11 JUL 2019 11:50:13

Middle Channel



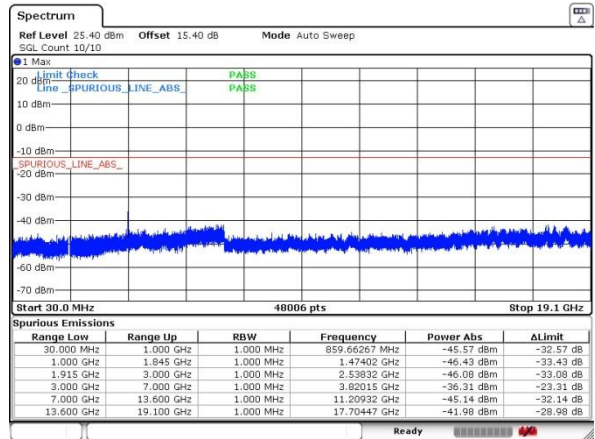
Date: 11 JUL 2019 12:02:46

Highest Channel



Date: 11 JUL 2019 11:50:28

Highest Channel

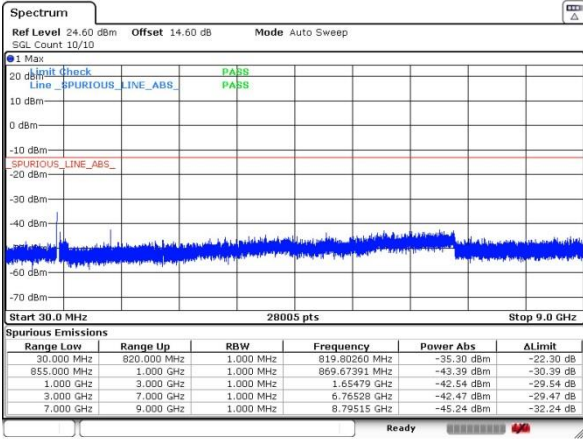


Date: 11 JUL 2019 12:03:01



WCDMA Band V (RMC 12.2Kbps)

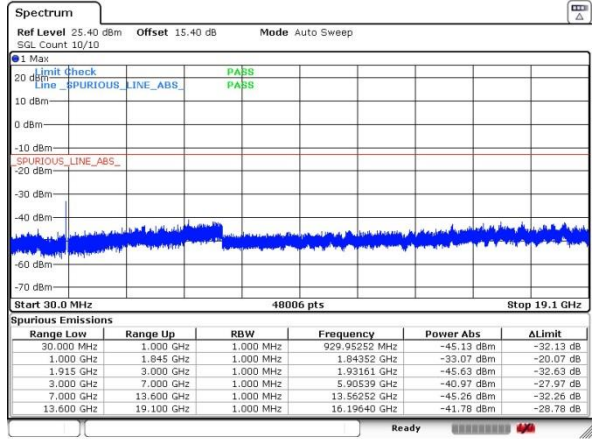
Lowest Channel



Date: 11 JUL 2019 13:57:28

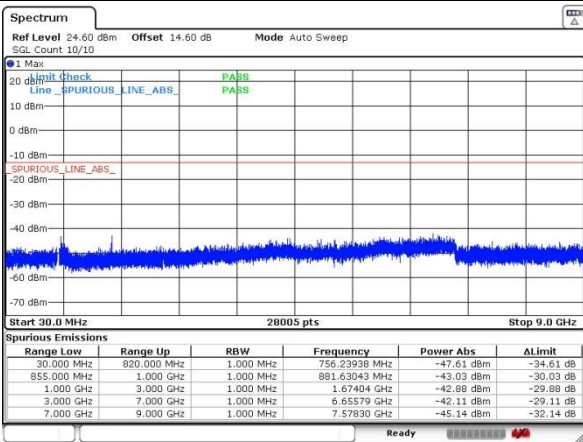
WCDMA Band II (RMC 12.2Kbps)

Lowest Channel



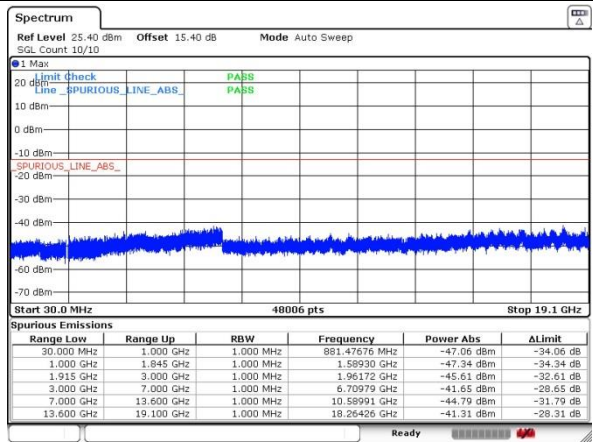
Date: 11 JUL 2019 14:07:07

Middle Channel



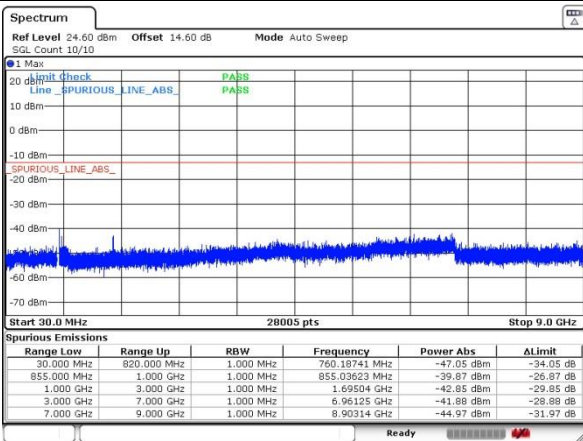
Date: 11 JUL 2019 13:57:45

Middle Channel



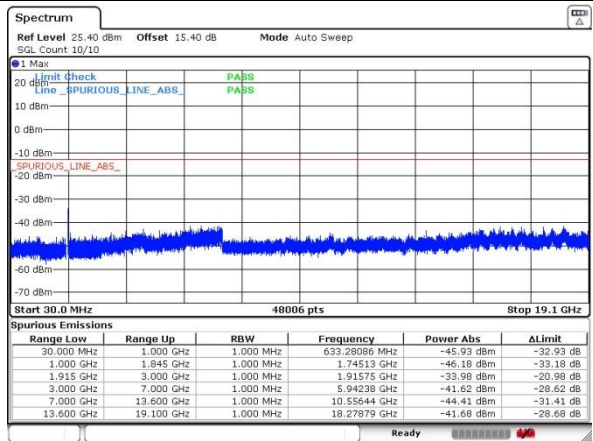
Date: 11 JUL 2019 14:07:23

Highest Channel



Date: 11 JUL 2019 13:58:02

Highest Channel

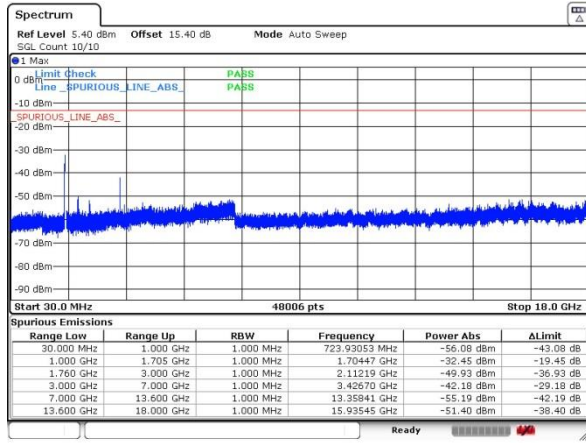


Date: 11 JUL 2019 14:07:44



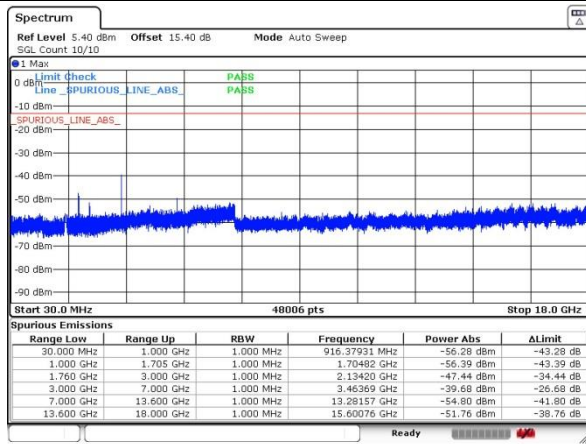
WCDMA Band IV (RMC 12.2Kbps)

Lowest Channel



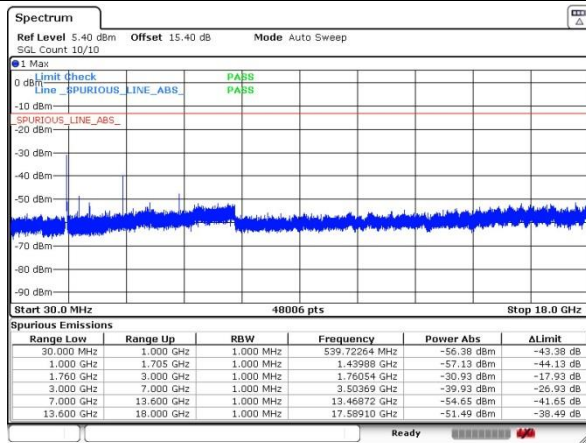
Date: 11.JUL.2019 14:16:03

Middle Channel



Date: 11.JUL.2019 14:16:29

Highest Channel



Date: 11.JUL.2019 14:17:09



Frequency Stability

Test Conditions	Middle Channel	GSM850 (GSM)	GSM850 (EDGE class 8)	Limit 2.5ppm
Temperature (°C)	Voltage (Volt)	Deviation (ppm)		Result
50	Normal Voltage	0.0048	0.0060	PASS
40	Normal Voltage	0.0526	0.0167	
30	Normal Voltage	0.0120	0.0538	
20(Ref.)	Normal Voltage	0.0000	0.0000	
10	Normal Voltage	0.0574	0.0335	
0	Normal Voltage	0.0191	0.0538	
-10	Normal Voltage	0.0084	0.0466	
-20	Normal Voltage	0.0143	0.0167	
-30	Normal Voltage	0.0108	0.0478	
20	Maximum Voltage	0.0466	0.0514	
20	Normal Voltage	0.0000	0.0000	
20	Battery End Point	0.0395	0.0395	

Note: Normal Voltage = 3.8V; Battery End Point (BEP) =3.4V; Maximum Voltage =4.4V

Test Conditions	Middle Channel	GSM1900 (GSM)	GSM1900 (EDGE class 8)	Limit Note 2.
Temperature (°C)	Voltage (Volt)	Deviation (ppm)		Result
50	Normal Voltage	0.0053	0.0005	PASS
40	Normal Voltage	0.0016	0.0016	
30	Normal Voltage	0.0027	0.0021	
20(Ref.)	Normal Voltage	0.0000	0.0000	
10	Normal Voltage	0.0170	0.0255	
0	Normal Voltage	0.0074	0.0186	
-10	Normal Voltage	0.0160	0.0011	
-20	Normal Voltage	0.0218	0.0037	
-30	Normal Voltage	0.0005	0.0213	
20	Maximum Voltage	0.0053	0.0160	
20	Normal Voltage	0.0000	0.0000	
20	Battery End Point	0.0133	0.0011	

Note:

1. Normal Voltage = 3.8V; Battery End Point (BEP) =3.4V; Maximum Voltage =4.4V
2. The frequency fundamental emissions stay within the authorized frequency block based on the frequency deviation measured is small.



Test Conditions	Middle Channel	WCDMA Band V (RMC 12.2Kbps)	Limit 2.5ppm
Temperature (°C)	Voltage (Volt)	Deviation (ppm)	Result
50	Normal Voltage	0.0060	PASS
40	Normal Voltage	0.0395	
30	Normal Voltage	0.0442	
20(Ref.)	Normal Voltage	0.0000	
10	Normal Voltage	0.0072	
0	Normal Voltage	0.0323	
-10	Normal Voltage	0.0048	
-20	Normal Voltage	0.0167	
-30	Normal Voltage	0.0311	
20	Maximum Voltage	0.0442	
20	Normal Voltage	0.0000	
20	Battery End Point	0.0012	

Note: Normal Voltage = 3.8V; Battery End Point (BEP) =3.4V; Maximum Voltage =4.4V

Test Conditions	Middle Channel	WCDMA Band IV (RMC 12.2Kbps)	Limit Note 2.
Temperature (°C)	Voltage (Volt)	Deviation (ppm)	Result
50	Normal Voltage	0.0183	PASS
40	Normal Voltage	0.0128	
30	Normal Voltage	0.0225	
20(Ref.)	Normal Voltage	0.0000	
10	Normal Voltage	0.0127	
0	Normal Voltage	0.0134	
-10	Normal Voltage	0.0211	
-20	Normal Voltage	0.0014	
-30	Normal Voltage	0.0217	
20	Maximum Voltage	0.0181	
20	Normal Voltage	0.0000	
20	Battery End Point	0.0131	

Note:

1. Normal Voltage = 3.8V; Battery End Point (BEP) =3.4V; Maximum Voltage =4.4V
2. The frequency fundamental emissions stay within the authorized frequency block based on the frequency deviation measured is small.



Test Conditions	Middle Channel	WCDMA Band II (RMC 12.2Kbps)	Limit Note 2.
Temperature (°C)	Voltage (Volt)	Deviation (ppm)	Result
50	Normal Voltage	0.0186	PASS
40	Normal Voltage	0.0128	
30	Normal Voltage	0.0165	
20(Ref.)	Normal Voltage	0.0000	
10	Normal Voltage	0.0117	
0	Normal Voltage	0.0154	
-10	Normal Voltage	0.0239	
-20	Normal Voltage	0.0005	
-30	Normal Voltage	0.0117	
20	Maximum Voltage	0.0165	
20	Normal Voltage	0.0000	
20	Battery End Point	0.0032	

Note:

1. Normal Voltage = 3.8V; Battery End Point (BEP) =3.4V; Maximum Voltage =4.4V
2. The frequency fundamental emissions stay within the authorized frequency block based on the frequency deviation measured is small.



Appendix B. Test Results of Radiated Test

Radiated Spurious Emission

GSM850 (GSM)								
Channel	Frequency (MHz)	ERP (dBm)	Limit (dBm)	Over Limit (dB)	S.G. Power (dBm)	TX Cable loss (dB)	TX Antenna Gain (dBi)	Polarization (H/V)
Middle	1672	-52.59	-13	-39.59	-59.56	1.58	10.70	H
	2510	-40.96	-13	-27.96	-49.21	2.102	12.50	H
	3348	-63.46	-13	-50.46	-72.35	2.856	13.90	H
	1672	-52.63	-13	-39.63	-59.60	1.58	10.70	V
	2508	-44.65	-13	-31.65	-52.90	2.10	12.50	V
	3348	-58.83	-13	-45.83	-67.72	2.86	13.90	V

Remark: Spurious emissions within 30-1000MHz were found more than 20dB below limit line.

GSM850 (EDGE class 8)								
Channel	Frequency (MHz)	ERP (dBm)	Limit (dBm)	Over Limit (dB)	S.G. Power (dBm)	TX Cable loss (dB)	TX Antenna Gain (dBi)	Polarization (H/V)
Middle	1672	-61.61	-13	-48.61	-68.58	1.58	10.70	H
	2509.2	-59.26	-13	-46.26	-67.51	2.102	12.50	H
	3348	-65.54	-13	-52.54	-74.43	2.856	13.90	H
	1672	-58.82	-13	-45.82	-65.79	1.58	10.70	V
	2510	-61.10	-13	-48.10	-69.35	2.10	12.50	V
	3348	-64.19	-13	-51.19	-73.08	2.86	13.90	V

Remark: Spurious emissions within 30-1000MHz were found more than 20dB below limit line.



GSM1900 (GSM)								
Channel	Frequency (MHz)	EIRP (dBm)	Limit (dBm)	Over Limit (dB)	S.G. Power (dBm)	TX Cable loss (dB)	TX Antenna Gain (dBi)	Polarization (H/V)
Middle	3759	-58.89	-13	-45.89	-71.15	2.641	14.90	H
	5640	-43.26	-13	-30.26	-55.12	2.94	14.80	H
	7524	-52.76	-13	-39.76	-62.53	3.39	13.16	H
	3760	-59.98	-13	-46.98	-72.24	2.64	14.90	V
	5640	-41.17	-13	-28.17	-53.03	2.94	14.80	V
	7524	-51.90	-13	-38.90	-61.67	3.39	13.16	V

Remark: Spurious emissions within 30-1000MHz were found more than 20dB below limit line.

GSM1900 (EDGE class 8)								
Channel	Frequency (MHz)	EIRP (dBm)	Limit (dBm)	Over Limit (dB)	S.G. Power (dBm)	TX Cable loss (dB)	TX Antenna Gain (dBi)	Polarization (H/V)
Middle	3759	-56.30	-13	-43.30	-68.56	2.641	14.90	H
	5640	-42.96	-13	-29.96	-54.82	2.94	14.80	H
	7524	-52.32	-13	-39.32	-62.09	3.39	13.16	H
	3759	-59.61	-13	-46.61	-71.87	2.64	14.90	V
	5640	-46.78	-13	-33.78	-58.64	2.94	14.80	V
	7524	-52.39	-13	-39.39	-62.16	3.39	13.16	V

Remark: Spurious emissions within 30-1000MHz were found more than 20dB below limit line.



WCDMA Band V(RMC 12.2Kbps)								
Channel	Frequency (MHz)	ERP (dBm)	Limit (dBm)	Over Limit (dB)	S.G. Power (dBm)	TX Cable loss (dB)	TX Antenna Gain (dBi)	Polarization (H/V)
Middle	1672	-68.21	-13	-55.21	-75.18	1.58	10.70	H
	2510	-63.84	-13	-50.84	-72.09	2.102	12.50	H
	3348	-65.48	-13	-52.48	-74.37	2.856	13.90	H
	1672	-68.11	-13	-55.11	-75.08	1.58	10.70	V
	2510	-64.63	-13	-51.63	-72.88	2.10	12.50	V
	3348	-65.20	-13	-52.20	-74.09	2.86	13.90	V

Remark: Spurious emissions within 30-1000MHz were found more than 20dB below limit line.

WCDMA Band II(RMC 12.2Kbps)								
Channel	Frequency (MHz)	EIRP (dBm)	Limit (dBm)	Over Limit (dB)	S.G. Power (dBm)	TX Cable loss (dB)	TX Antenna Gain (dBi)	Polarization (H/V)
Middle	3759	-60.04	-13	-47.04	-72.30	2.641	14.90	H
	5640	-58.35	-13	-45.35	-70.21	2.94	14.80	H
	7524	-53.32	-13	-40.32	-63.09	3.39	13.16	H
	3760	-59.43	-13	-46.43	-71.69	2.64	14.90	V
	5640	-58.00	-13	-45.00	-69.86	2.94	14.80	V
	7524	-52.70	-13	-39.70	-62.47	3.39	13.16	V

Remark: Spurious emissions within 30-1000MHz were found more than 20dB below limit line.



WCDMA Band IV(RMC 12.2Kbps)								
Channel	Frequency (MHz)	EIRP (dBm)	Limit (dBm)	Over Limit (dB)	S.G. Power (dBm)	TX Cable loss (dB)	TX Antenna Gain (dBi)	Polarization (H/V)
Middle	3465	-62.34	-13	-49.34	-73.08	2.604	13.34	H
	5197.8	-59.69	-13	-46.69	-70.20	3.011	13.52	H
	6936	-55.03	-13	-42.03	-65.23	3.271	13.47	H
	3465	-61.54	-13	-48.54	-72.28	2.604	13.34	V
	5199	-59.84	-13	-46.84	-70.35	3.011	13.52	V
	6936	-55.76	-13	-42.76	-65.96	3.271	13.47	V

Remark: Spurious emissions within 30-1000MHz were found more than 20dB below limit line.