



en-GB

At a glance

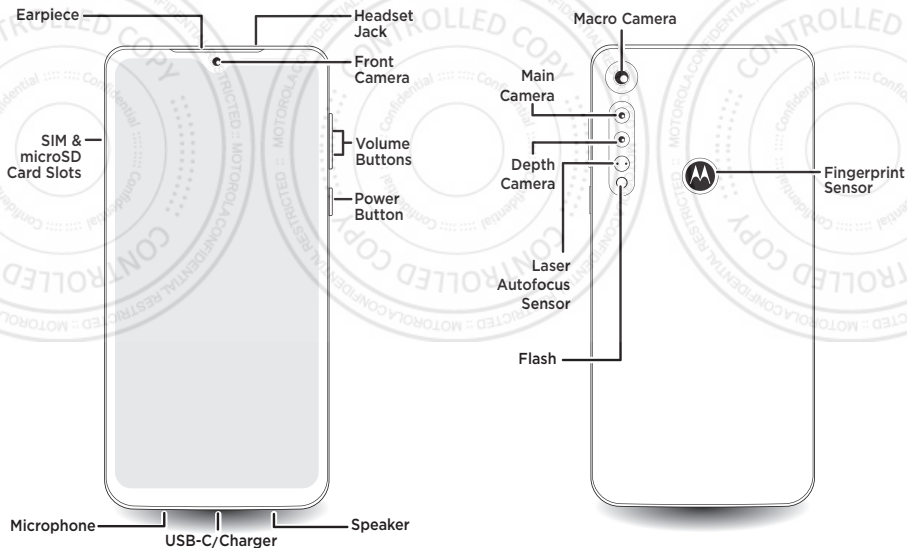
Let's get started. We'll guide you through startup and tell you where to find more information about your phone and its great features.

Caution: Before using your phone, please read the safety, regulatory, and legal information provided with your product.

Your phone has three back cameras, which means you can take amazing photos in any situation.

motorolaone
MACRO

read me



SAR

To view the SAR values for your phone, visit <https://motorola.com/sar>.

This product meets the applicable national or international RF exposure guidance (SAR guideline) when used normally against your head or, when worn or carried, at a distance of 5 mm from the body. The SAR guideline includes a considerable safety margin designed to assure the safety of all persons, regardless of age and health.

To view additional SAR information on your phone, swipe up from the home screen and tap **Settings** > **System** > **Legal information** > **RF information**. To view the information on the web, visit www.motorola.com/rfhealth.

motorola.com



Put in the cards

Depending on the model, your phone might support using two SIM cards.

Caution: Make sure you use the correct size SIM card and don't cut the SIM card.



Nano SIM

Finish up

Press and hold the Power button, then follow the prompts to get started.

Note: For the best charging experience, use a Motorola charger. Use of other chargers is not recommended.

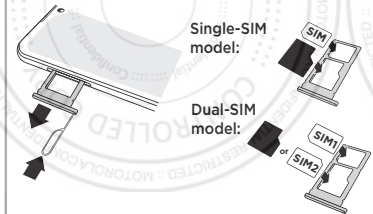
Insert the nano SIM and memory cards.

Insert the SIM tool into the tray hole to pop out the tray.

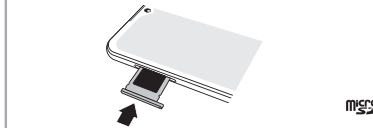
Insert the SIM card(s) with the gold contacts down. Insert an optional microSD card (sold separately).

Single-SIM model:

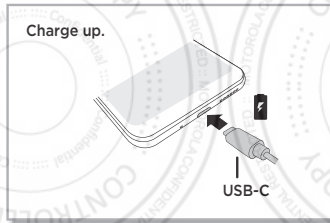
Dual-SIM model:



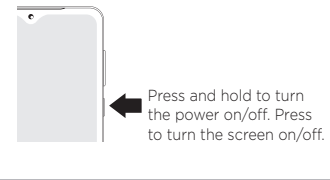
Push the tray back into your phone.



Charge up.



Power on.



Help & more

Get answers, updates, and info:

- **Help is here:** From the home screen, swipe up and tap **Settings > Help** to learn how to use your phone and get support.
- **Get more:** Get software, user guides, and more at www.motorola.com/mymotoone.
- **Get apps:** Tap **Play Store** to browse and download apps.

Where is my legal, safety, and regulatory information? In order to provide you with better access to this important information, we've made it accessible from the phone's Settings menu and on the web. Review these materials prior to using your phone. To access the materials from a connected phone, swipe up from the home screen and tap **Settings > System > Legal information**, and select a topic. To access the materials on the web, visit www.motorola.com/device-legal.

Water repellent. Your phone's water-repellent design creates a barrier to help protect against moderate exposure to water, such as accidental spills, splashes, or light rain. It is not designed to be submerged in water or exposed to pressurized water or other liquids. Water-repellency may diminish over time. Not waterproof. In the event your phone is exposed to water, dry your phone and ports thoroughly with a soft, clean cloth. Don't charge your phone when it's wet. Water damage is not covered by your warranty. For more information, refer to the Help on your phone. From the home screen, swipe up and tap **Settings > Help**.

Battery safety. Before assembling, charging or using your phone for the first time, please read the important product safety and legal information provided with your product.

If your phone becomes unresponsive, press and hold the Power button until the screen goes dark and your device restarts.

For your safety, the battery in your phone should only be removed by a Motorola approved service center or independent qualified professional.

Warning:

- Don't try to remove or replace the battery yourself—doing so may damage the battery and could cause burning and injury.
- Don't crush, bend (except for normal hinge use), or expose your phone to heat or liquid. This may damage the battery and could cause burning and injury.
- Don't put your phone in a microwave oven, conventional oven, or dryer.

Warning about high volume usage. To prevent possible hearing damage, do not listen at high volume levels for long periods.

Disposal & recycling. Help do your part! Please don't dispose of phones or electrical accessories (such as chargers, headsets, or batteries) with your household waste. Product packaging and product guides should only be disposed of in accordance with approved national collection and recycling requirements. For details on approved national recycling schemes and Motorola recycling activities, go to: www.motorola.com/recycling.

Class 1 Laser. This phone contains a Class 1 laser focusing system, which is safe under reasonably foreseeable conditions of use in accordance with international standards. Do not attempt to modify or disassemble.

Legal disclaimers. Certain features, services and applications are network dependent and might not be available in all areas; additional terms, conditions and/or charges might apply. Contact your service provider for details. All features, functionality, and other product specifications, as well as the information contained in this guide, are based upon the latest available information and believed to be accurate at the time of printing. Motorola reserves the right to correct, change or modify any information or specifications without notice or obligation.

Arbitration. Your purchase is governed by a binding arbitration clause. For more information and how to opt-out, see the legal guide that came with your phone.

Specific Absorption Rate (ICNIRP). YOUR PHONE MEETS INTERNATIONAL GUIDELINES FOR EXPOSURE TO RADIO WAVES. The highest SAR values under the ICNIRP guidelines for your phone model are listed below:

Head SAR	0.618 W/kg
Body-worn SAR	1.056 W/kg

To view additional SAR information on your phone, swipe up from the home screen and tap **Settings > System > Legal information > RF information**. To view the information on the web, visit www.motorola.com/rfhealth.

Copyright & trademarks. MOTOROLA, the stylized M logo, MOTO, and the MOTO family of marks are trademarks or registered trademarks of Motorola Trademark Holdings, LLC. LENOVO is a trademark of Lenovo. Google, Android, Google Play and other related marks and logos are trademarks of Google LLC. microSD Logo is a trademark of SD-3C, LLC. All other product or service names are the property of their respective owners. © 2019 Motorola Mobility LLC. All rights reserved.

Product ID: **motorola one macro** (Model XT2016-1)
Manual Number: XXXXXXXXX-A

Motorola Mobility LLC
222 W. Merchandise Mart Plaza
Chicago, IL 60654
www.motorola.com

