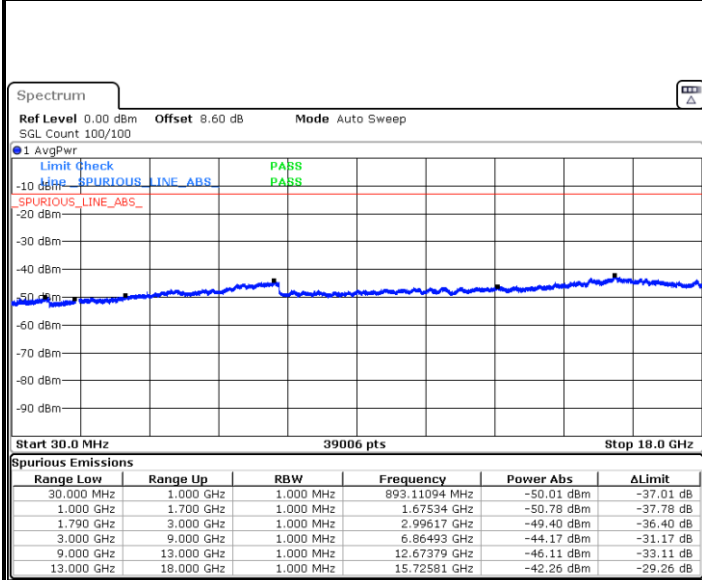




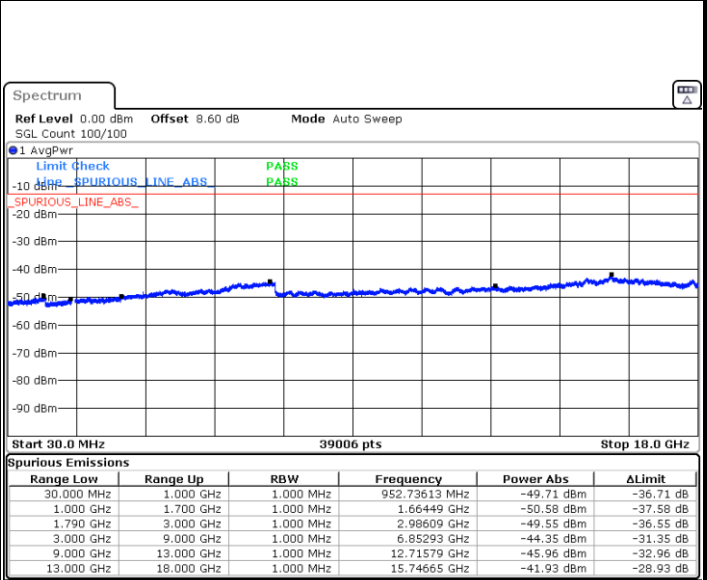
LTE Band 66 / 1.4MHz

Highest Channel / QPSK



Date: 2 JUL 2019 16:34:56

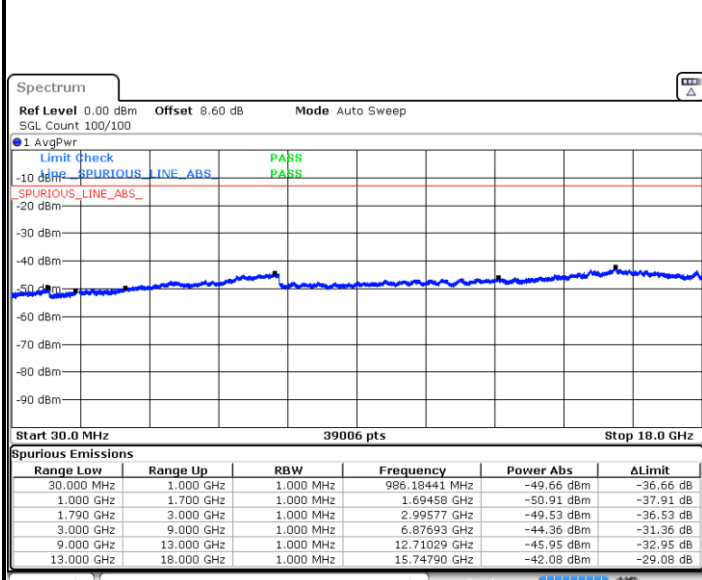
Highest Channel / 16QAM



Date: 2 JUL 2019 16:35:37

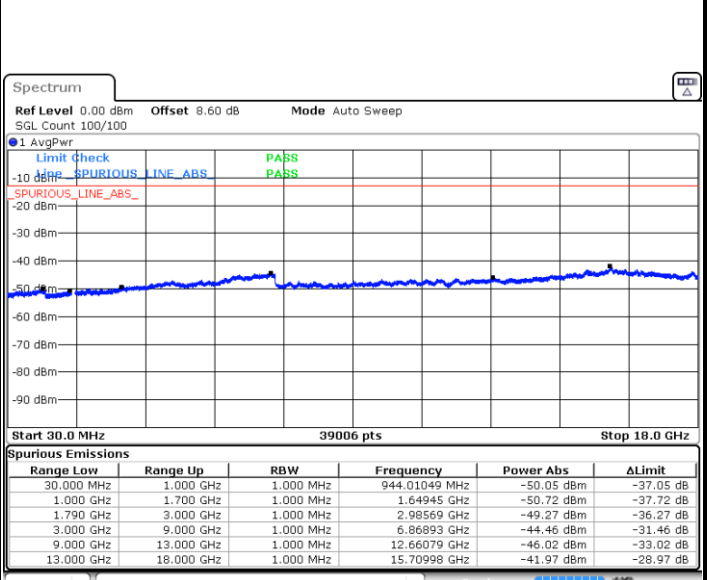
LTE Band 66 / 3MHz

Lowest Channel / QPSK



Date: 2 JUL 2019 16:48:57

Lowest Channel / 16QAM



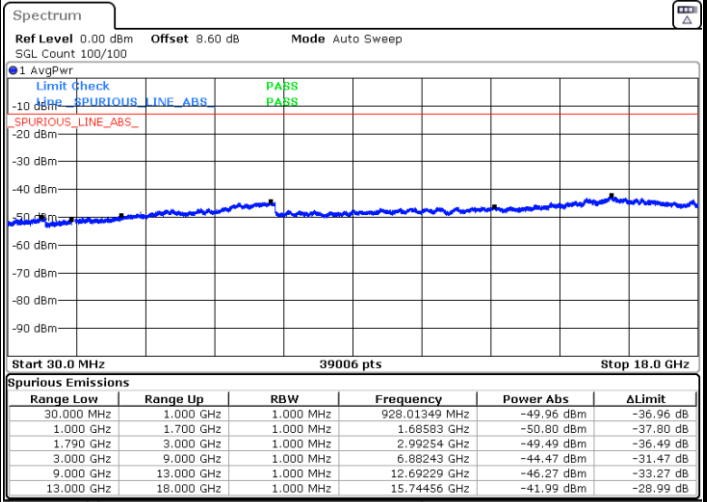
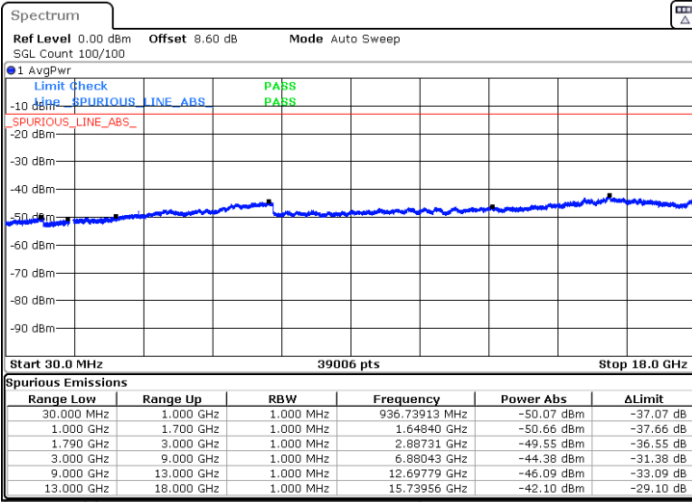
Date: 2 JUL 2019 16:47:43



LTE Band 66 / 3MHz

Middle Channel / QPSK

Middle Channel / 16QAM

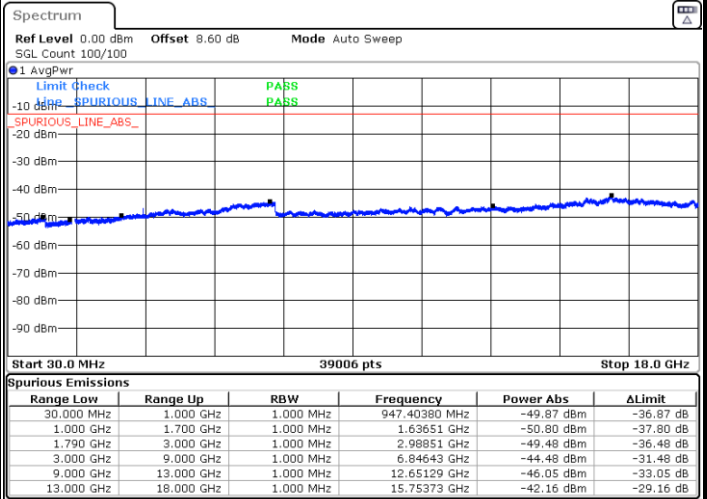
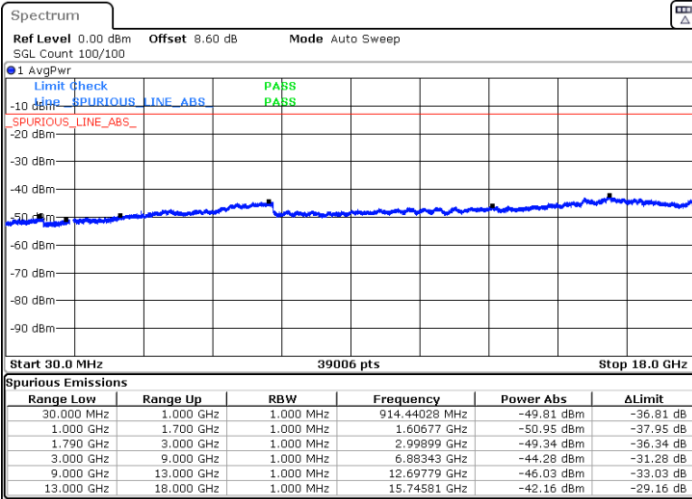


Date: 2 JUL 2019 16:53:51

Date: 2 JUL 2019 16:53:10

Highest Channel / QPSK

Highest Channel / 16QAM



Date: 2 JUL 2019 16:55:50

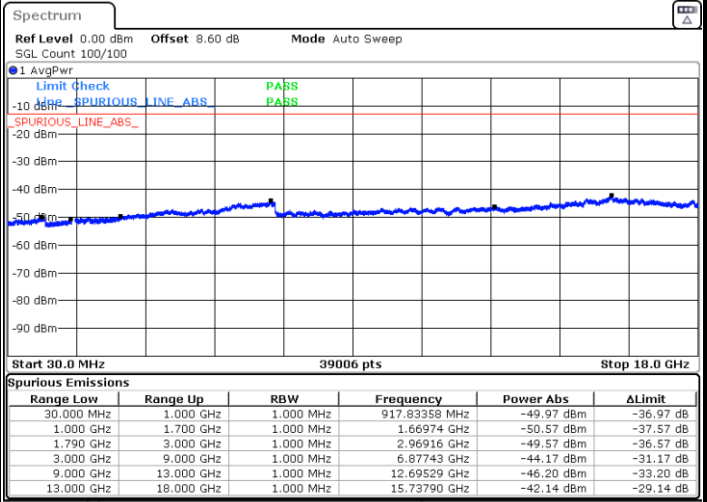
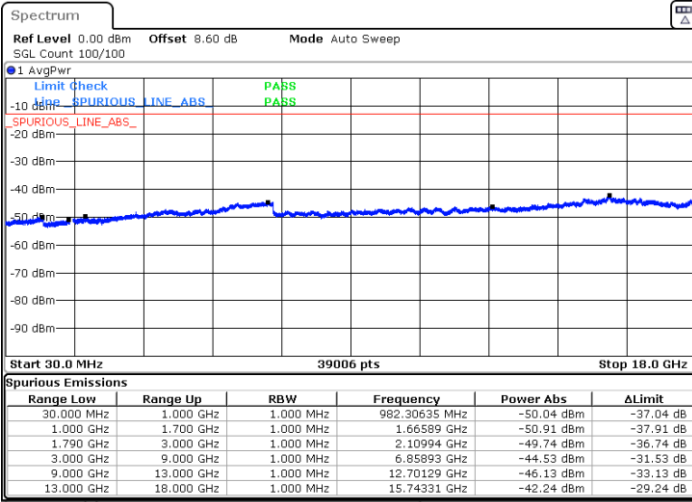
Date: 2 JUL 2019 16:56:33



LTE Band 66 / 5MHz

Lowest Channel / QPSK

Lowest Channel / 16QAM

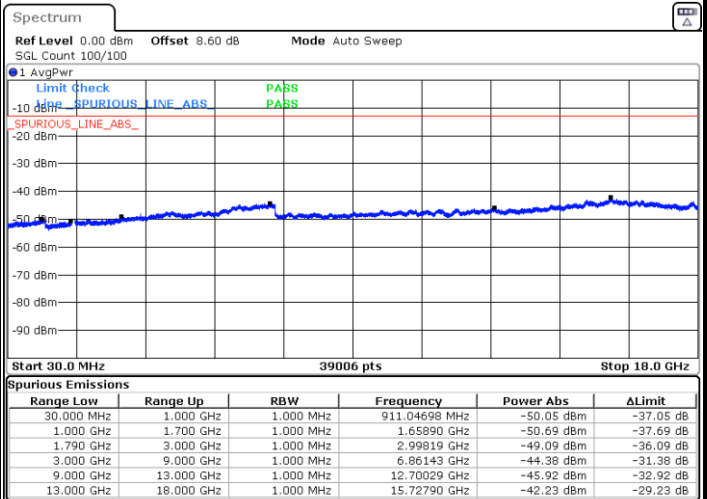
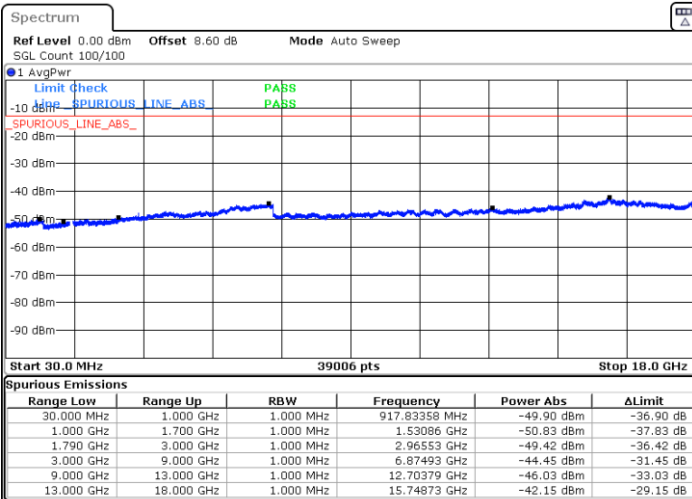


Date: 2 JUL 2019 17:08:32

Date: 2 JUL 2019 17:07:30

Middle Channel / QPSK

Middle Channel / 16QAM



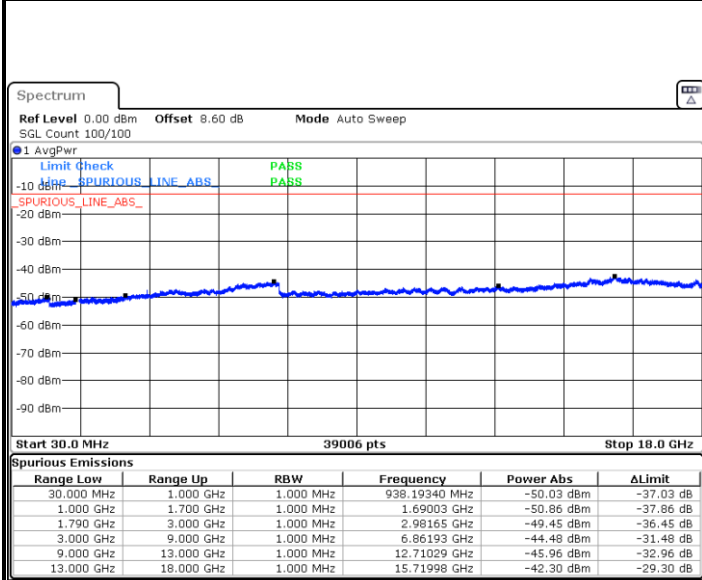
Date: 2 JUL 2019 17:09:21

Date: 2 JUL 2019 17:10:21



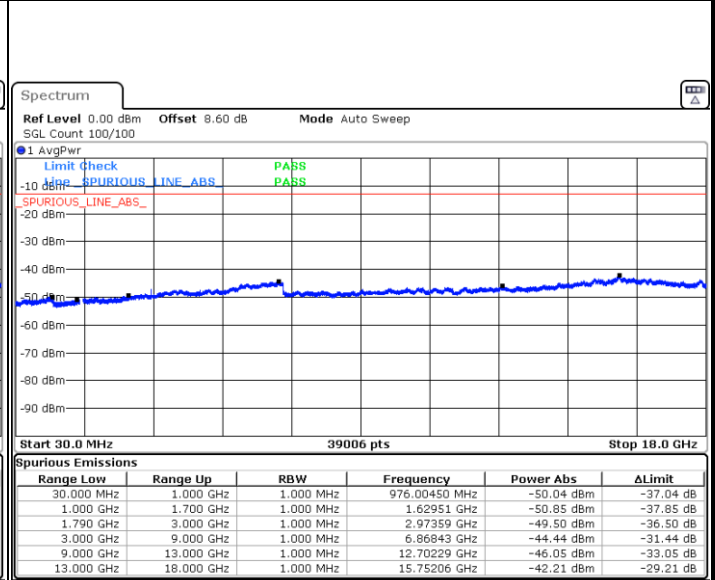
LTE Band 66 / 5MHz

Highest Channel / QPSK



Date: 2 JUL 2019 17:18:18

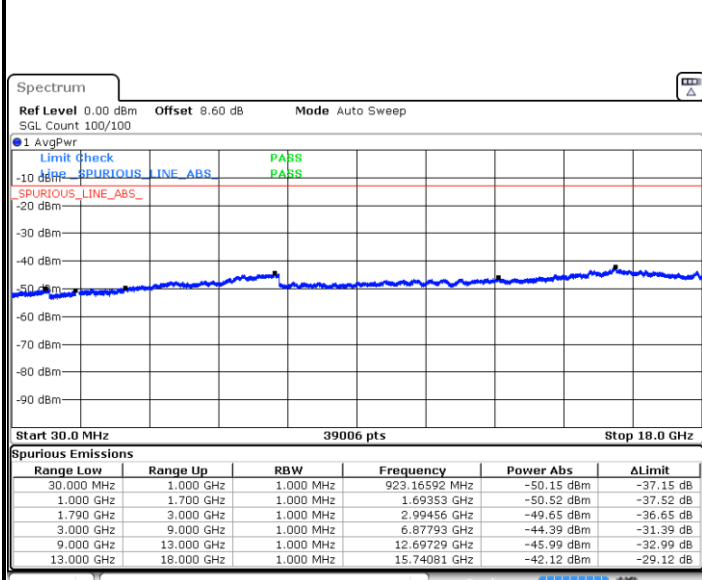
Highest Channel / 16QAM



Date: 2 JUL 2019 17:17:38

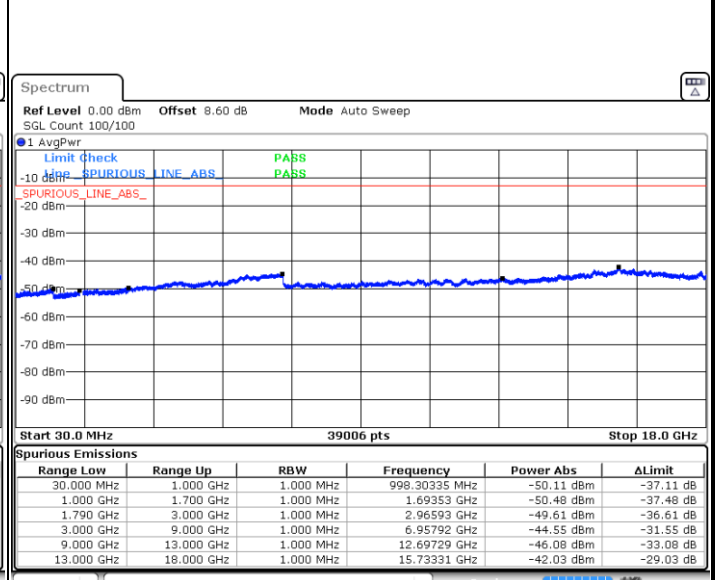
LTE Band 66 / 10MHz

Lowest Channel / QPSK



Date: 2 JUL 2019 17:24:58

Lowest Channel / 16QAM



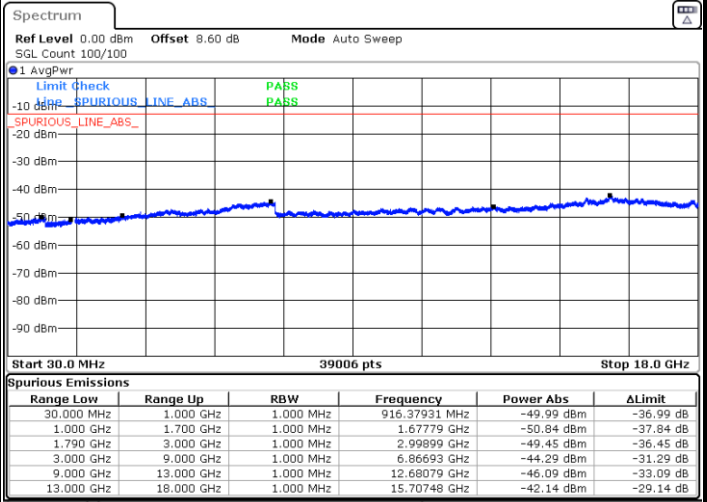
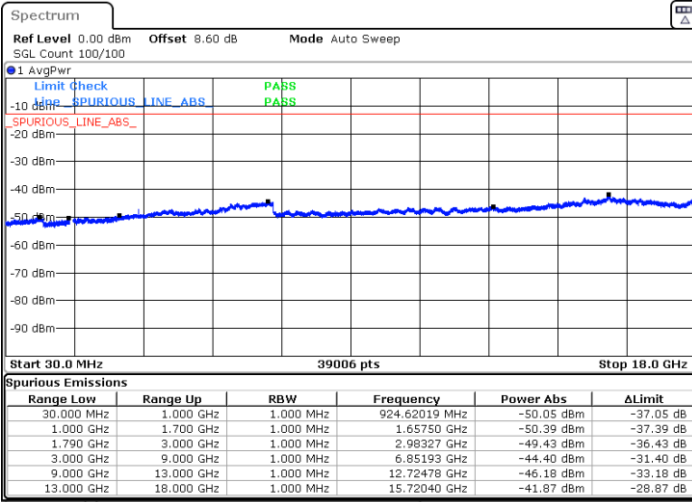
Date: 2 JUL 2019 17:24:07



LTE Band 66 / 10MHz

Middle Channel / QPSK

Middle Channel / 16QAM

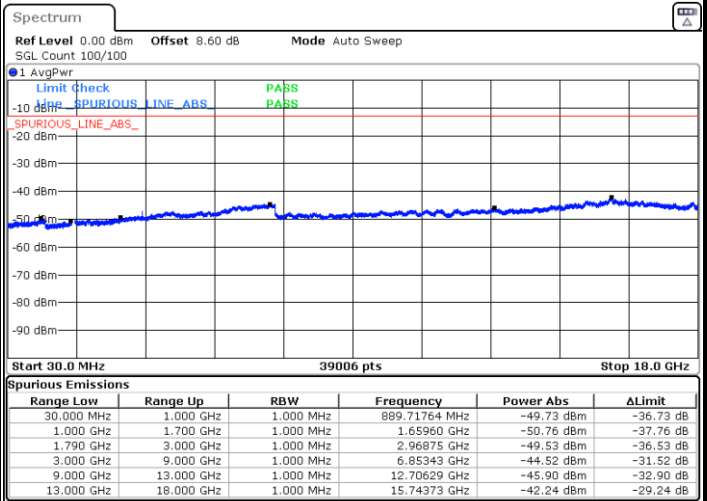
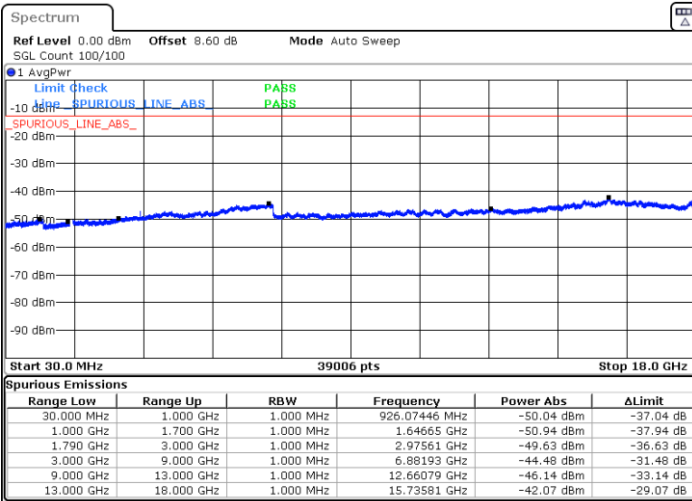


Date: 2 JUL 2019 17:25:55

Date: 2 JUL 2019 17:26:30

Highest Channel / QPSK

Highest Channel / 16QAM



Date: 2 JUL 2019 17:32:41

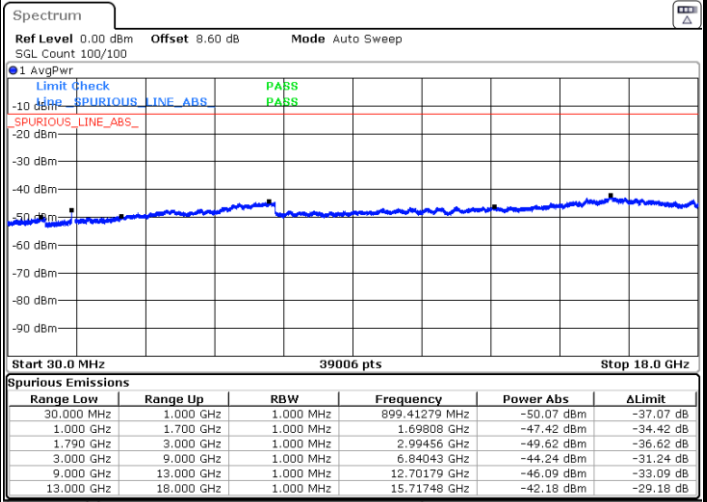
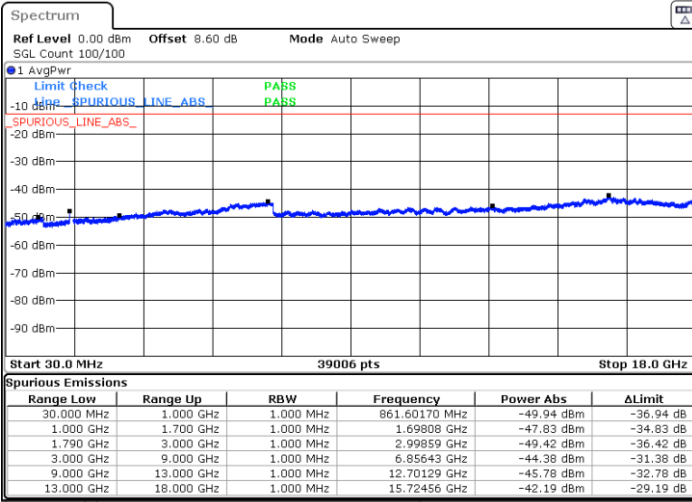
Date: 2 JUL 2019 17:32:04



LTE Band 66 / 15MHz

Lowest Channel / QPSK

Lowest Channel / 16QAM

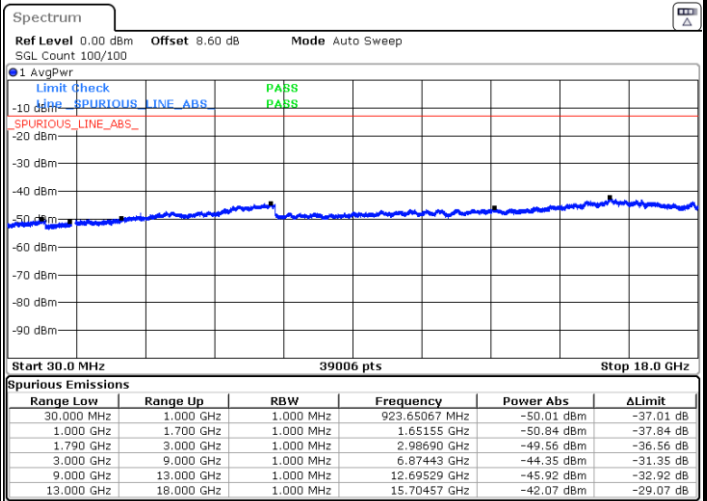
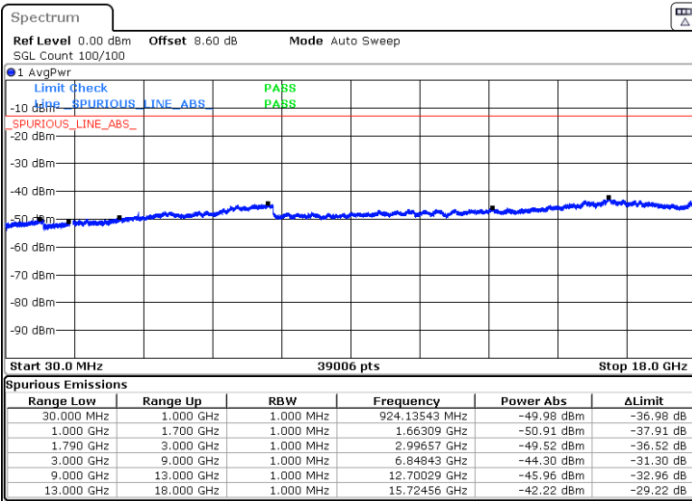


Date: 2 JUL 2019 17:59:11

Date: 2 JUL 2019 17:58:22

Middle Channel / QPSK

Middle Channel / 16QAM



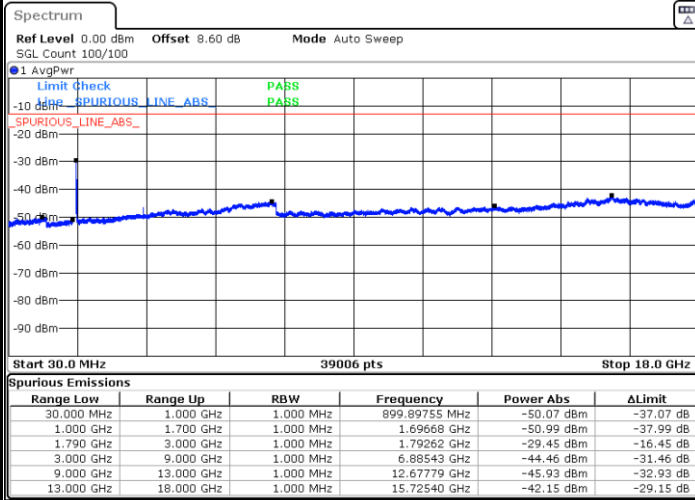
Date: 2 JUL 2019 18:00:18

Date: 2 JUL 2019 18:00:55



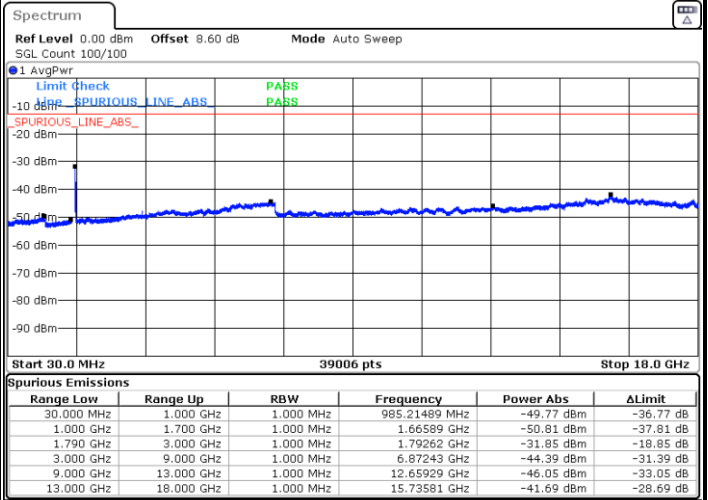
LTE Band 66 / 15MHz

Highest Channel / QPSK



Date: 2 JUL 2019 18:40:40

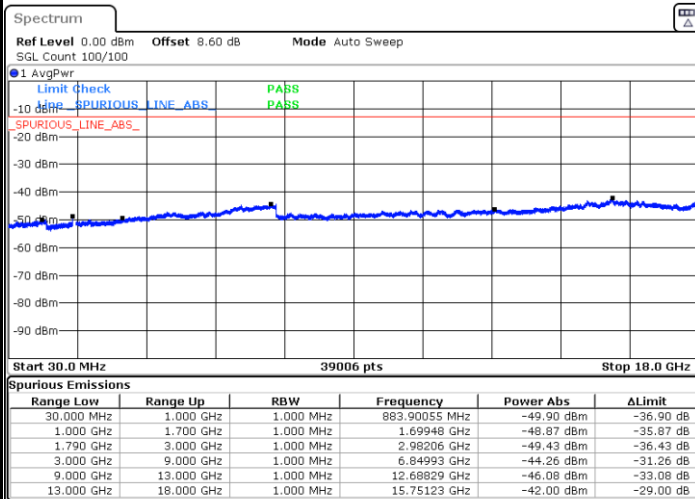
Highest Channel / 16QAM



Date: 2 JUL 2019 18:40:00

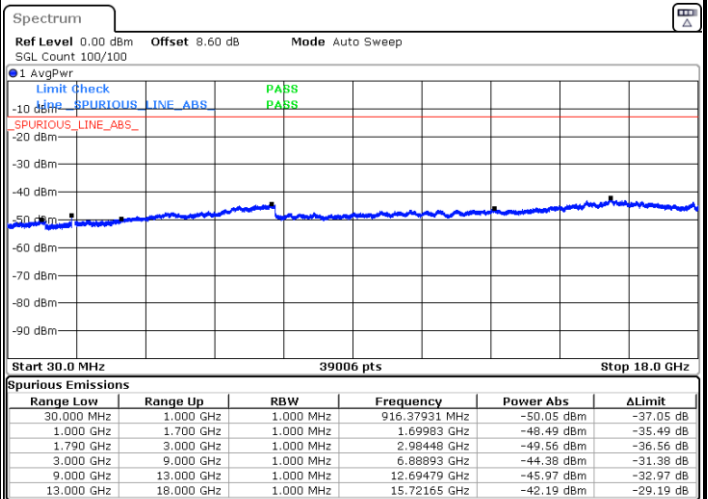
LTE Band 66 / 20MHz

Lowest Channel / QPSK



Date: 2 JUL 2019 18:48:37

Lowest Channel / 16QAM



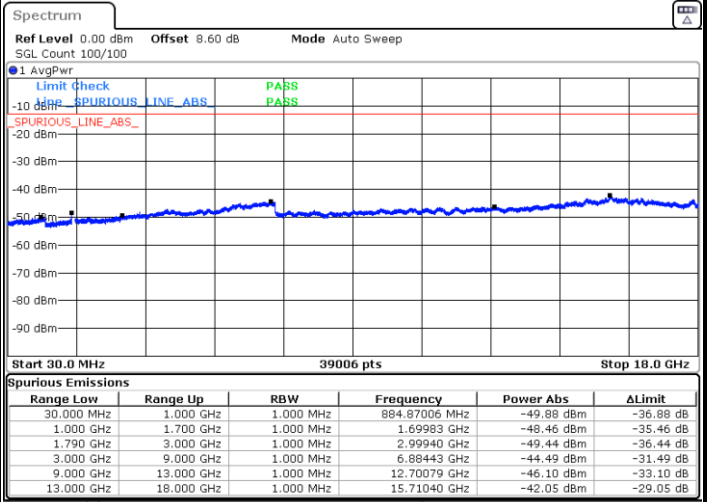
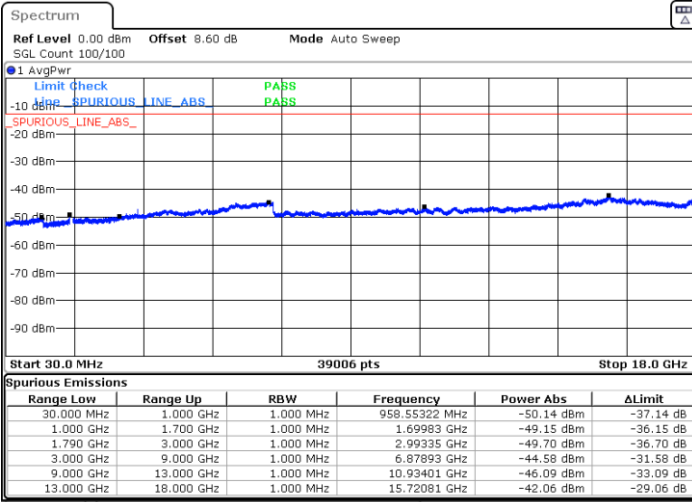
Date: 2 JUL 2019 18:47:33



LTE Band 66 / 20MHz

Middle Channel / QPSK

Middle Channel / 16QAM

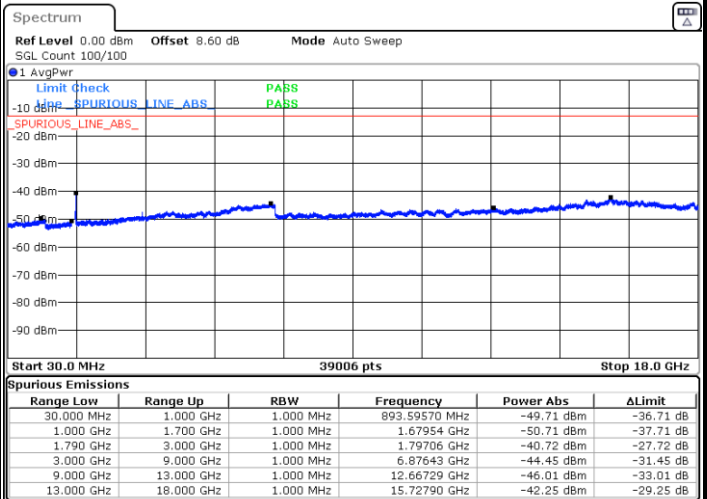
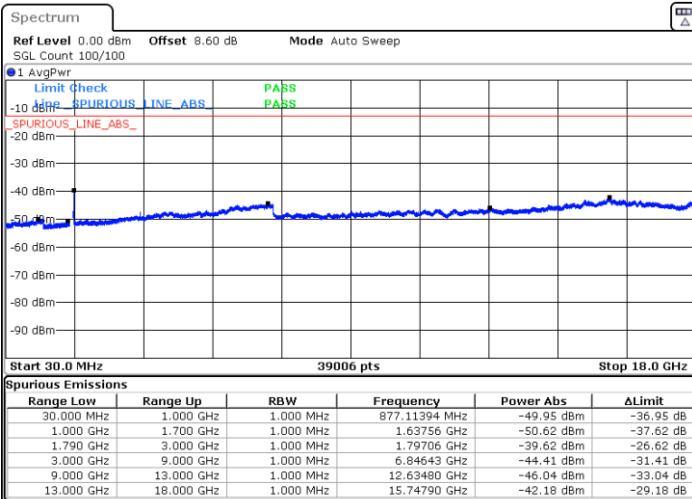


Date: 2 JUL 2019 18:49:32

Date: 2 JUL 2019 18:50:13

Highest Channel / QPSK

Highest Channel / 16QAM



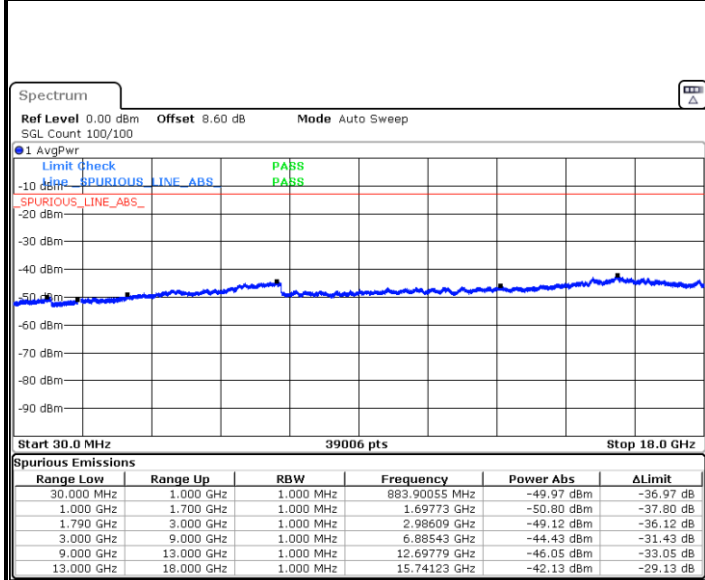
Date: 2 JUL 2019 18:57:13

Date: 2 JUL 2019 18:56:11



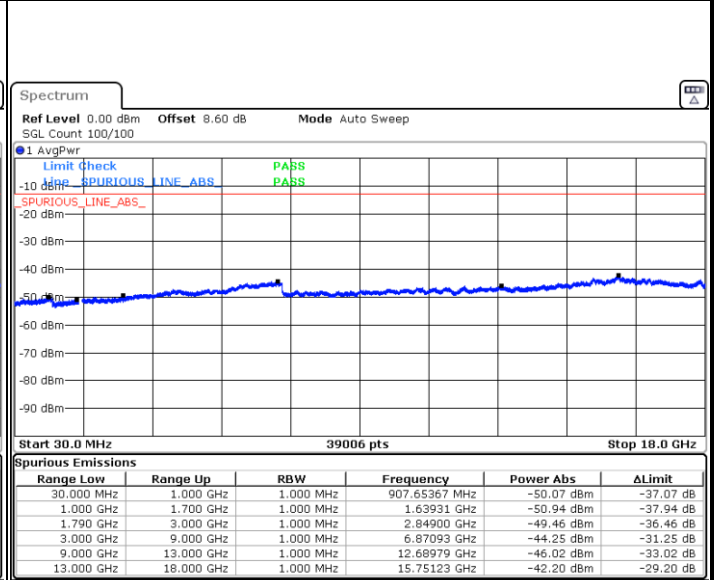
LTE Band 66 / 1.4MHz

Lowest Channel / 64QAM



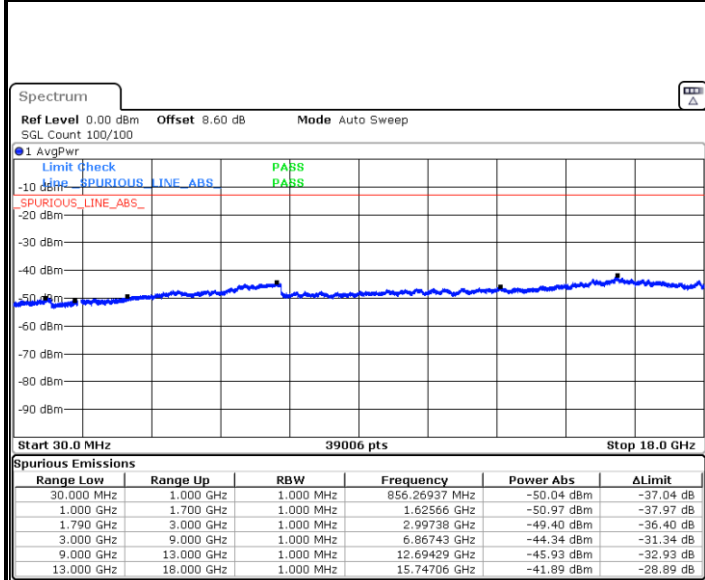
Date: 2 JUL 2019 16:21:00

Middle Channel / 64QAM



Date: 2 JUL 2019 16:22:56

Highest Channel / 64QAM



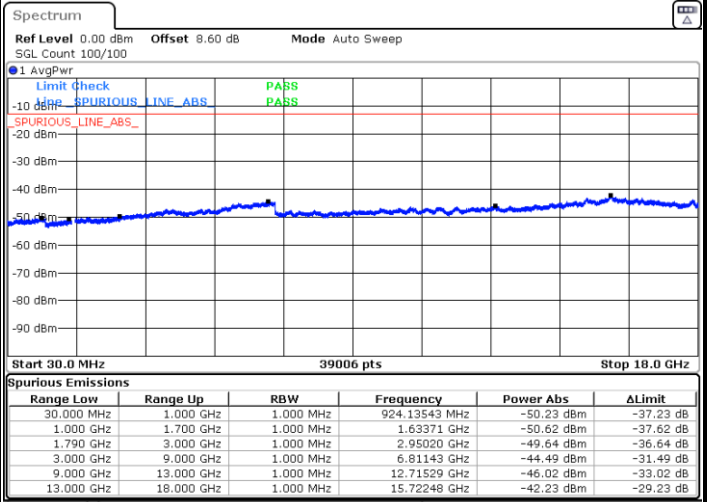
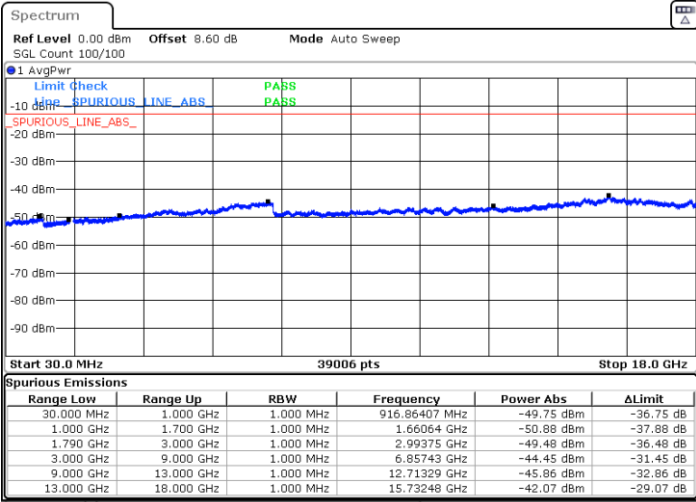
Date: 2 JUL 2019 16:36:19



LTE Band 66 / 3MHz

Lowest Channel / 64QAM

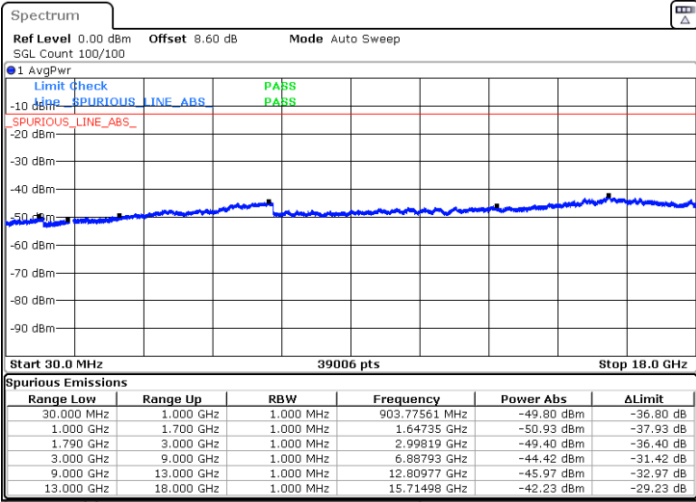
Middle Channel / 64QAM



Date: 2 JUL 2019 16:46:28

Date: 2 JUL 2019 16:51:46

Highest Channel / 64QAM



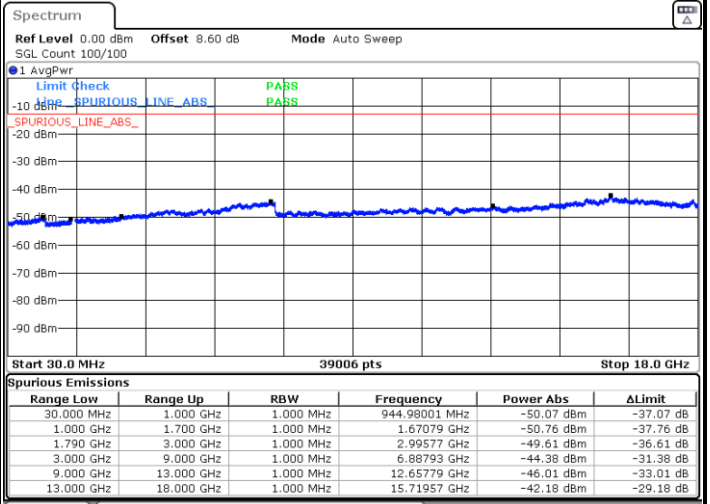
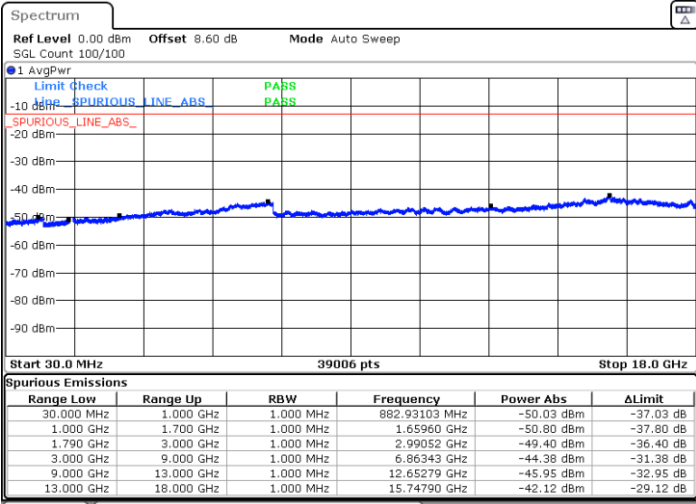
Date: 2 JUL 2019 16:57:12



LTE Band 66 / 5MHz

Lowest Channel / 64QAM

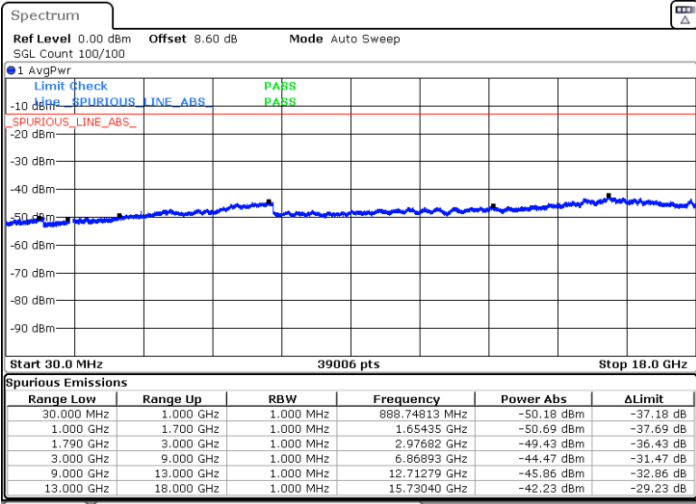
Middle Channel / 64QAM



Date: 2 JUL 2019 17:06:33

Date: 2 JUL 2019 17:11:06

Highest Channel / 64QAM

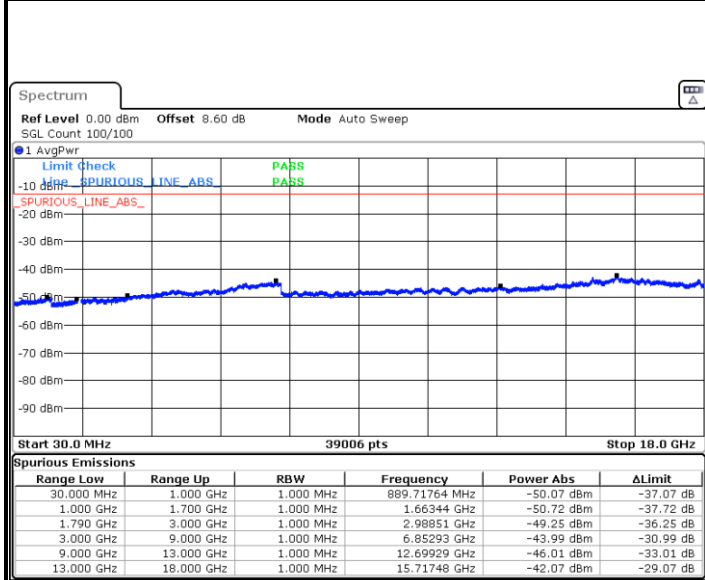


Date: 2 JUL 2019 17:16:55



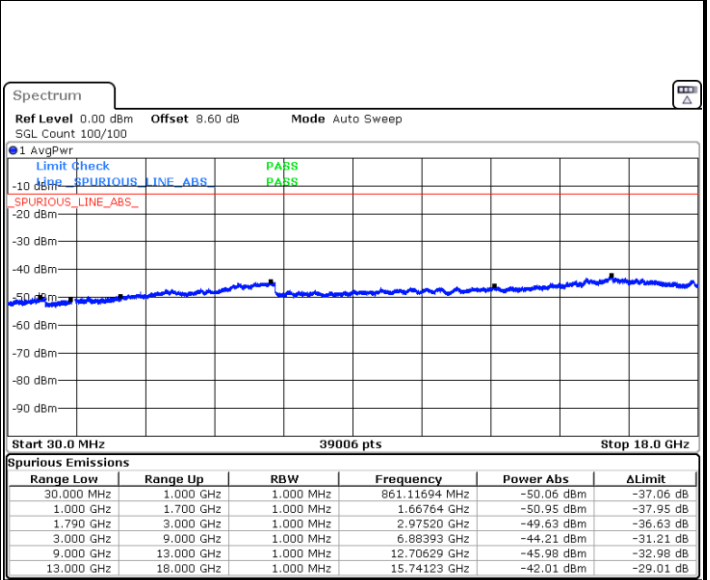
LTE Band 66 / 10MHz

Lowest Channel / 64QAM



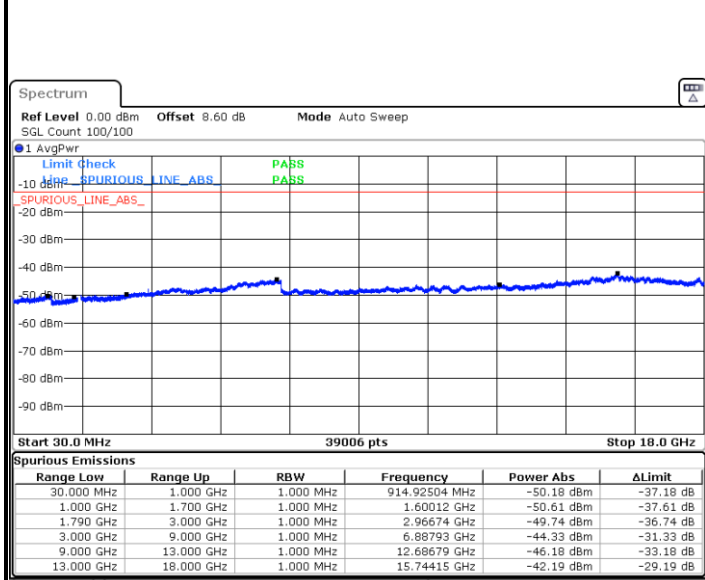
Date: 2 JUL 2019 17:23:14

Middle Channel / 64QAM



Date: 2 JUL 2019 17:27:12

Highest Channel / 64QAM



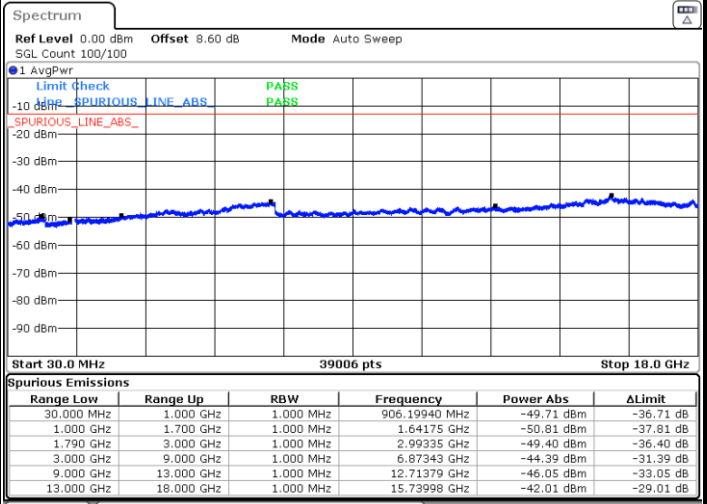
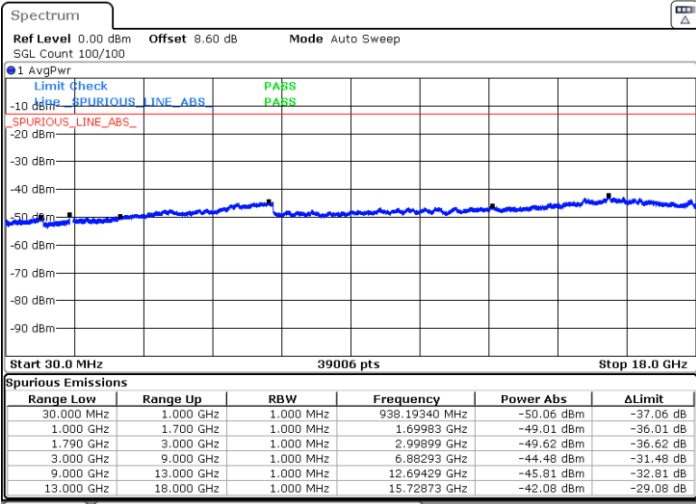
Date: 2 JUL 2019 17:31:22



LTE Band 66 / 15MHz

Lowest Channel / 64QAM

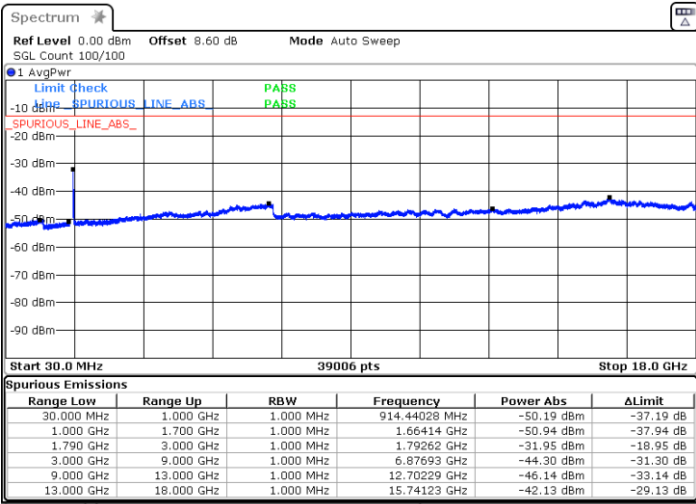
Middle Channel / 64QAM



Date: 2 JUL 2019 17:57:30

Date: 2 JUL 2019 18:02:27

Highest Channel / 64QAM



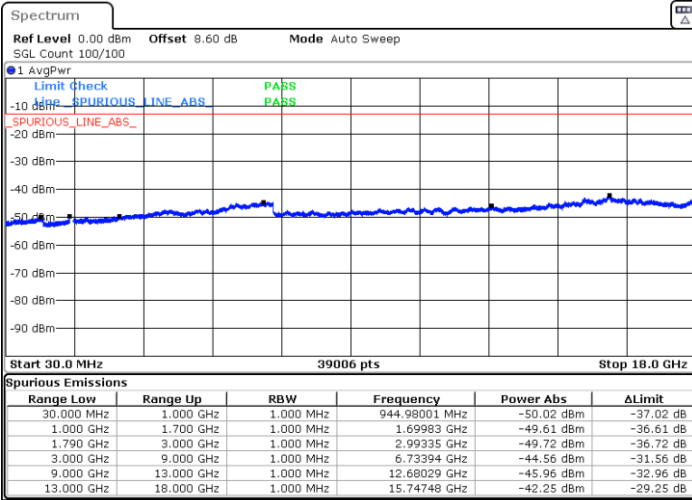
Date: 2 JUL 2019 18:39:14



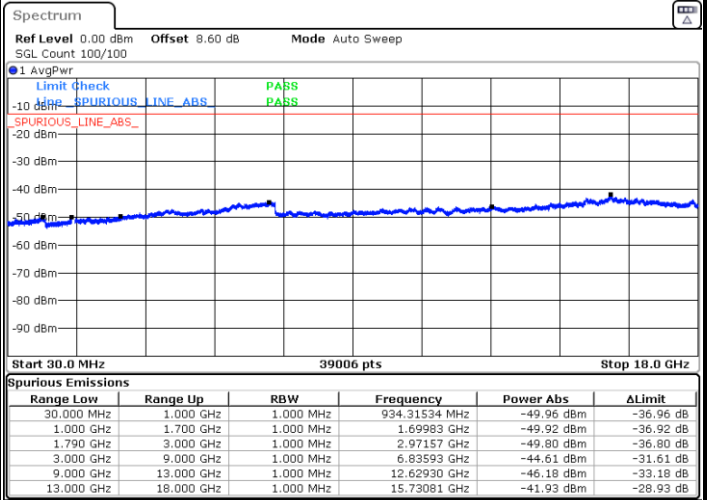
LTE Band 66 / 20MHz

Lowest Channel / 64QAM

Middle Channel / 64QAM

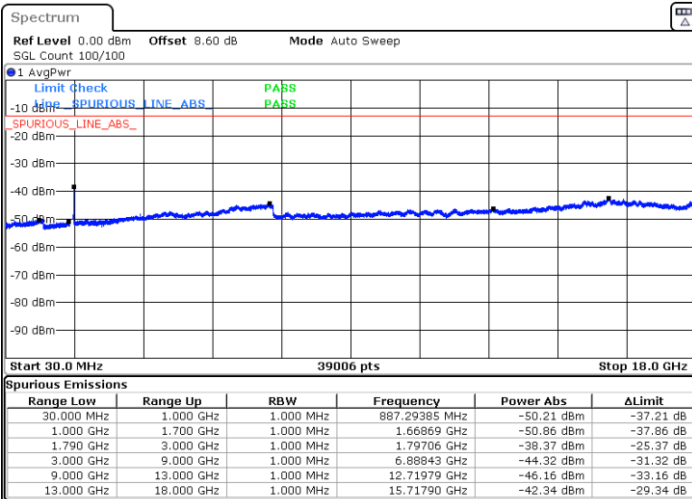


Date: 2 JUL 2019 18:45:54



Date: 2 JUL 2019 18:50:54

Highest Channel / 64QAM



Date: 2 JUL 2019 18:55:30



Frequency Stability

Test Conditions		LTE Band 2 (QPSK) / Middle Channel	Limit
Temperature (°C)	Voltage (Volt)	BW 10MHz	Note 2.
		Deviation (ppm)	Result
50	Normal Voltage	0.0014	PASS
40	Normal Voltage	0.0021	
30	Normal Voltage	0.0004	
20(Ref.)	Normal Voltage	0.0000	
10	Normal Voltage	0.0012	
0	Normal Voltage	0.0014	
-10	Normal Voltage	0.0019	
-20	Normal Voltage	0.0004	
-30	Normal Voltage	0.0002	
20	Maximum Voltage	0.0013	
20	Normal Voltage	0.0011	
20	Battery End Point	0.0001	



Test Conditions		LTE Band 5 (QPSK) / Middle Channel	Limit
Temperature (°C)	Voltage (Volt)	BW 10MHz	2.5ppm
		Deviation (ppm)	Result
50	Normal Voltage	0.0001	PASS
40	Normal Voltage	0.0021	
30	Normal Voltage	0.0049	
20(Ref.)	Normal Voltage	0.0000	
10	Normal Voltage	0.0056	
0	Normal Voltage	0.0060	
-10	Normal Voltage	0.0053	
-20	Normal Voltage	0.0023	
-30	Normal Voltage	0.0010	
20	Maximum Voltage	0.0052	
20	Normal Voltage	0.0059	
20	Battery End Point	0.0012	



Test Conditions		LTE Band 7 (QPSK) / Middle Channel	Limit
Temperature (°C)	Voltage (Volt)	BW 10MHz	Note 2.
		Deviation (ppm)	Result
50	Normal Voltage	0.0021	PASS
40	Normal Voltage	0.0022	
30	Normal Voltage	0.0024	
20(Ref.)	Normal Voltage	0.0000	
10	Normal Voltage	0.0011	
0	Normal Voltage	0.0012	
-10	Normal Voltage	0.0016	
-20	Normal Voltage	0.0026	
-30	Normal Voltage	0.0019	
20	Maximum Voltage	0.0024	
20	Normal Voltage	0.0031	
20	Battery End Point	0.0004	



Test Conditions		LTE Band 66 (QPSK) / Middle Channel	Limit
Temperature (°C)	Voltage (Volt)	BW 10MHz	Note 2.
		Deviation (ppm)	Result
50	Normal Voltage	0.0001	PASS
40	Normal Voltage	0.0021	
30	Normal Voltage	0.0048	
20(Ref.)	Normal Voltage	0.0000	
10	Normal Voltage	0.0056	
0	Normal Voltage	0.0057	
-10	Normal Voltage	0.0053	
-20	Normal Voltage	0.0023	
-30	Normal Voltage	0.0010	
20	Maximum Voltage	0.0052	
20	Normal Voltage	0.0058	
20	Battery End Point	0.0012	

Note:

1. Normal Voltage =3.8 V. ; Battery End Point (BEP) =3.6 V. ; Maximum Voltage =4.2 V.
2. Note: The frequency fundamental emissions stay within the authorized frequency block.



Appendix B. Test Results of Radiated Test

Radiated Spurious Emission

LTE Band 2 / 20MHz / 16 QAM								
Channel	Frequency (MHz)	EIRP (dBm)	Limit (dBm)	Over Limit (dB)	S.G. Power (dBm)	TX Cable loss (dB)	TX Antenna Gain (dBi)	Polarization (H/V)
Middle	3741	-59.62	-13	-46.62	-71.88	2.641	14.90	H
	5613	-55.69	-13	-42.69	-67.55	2.94	14.80	H
	7488	-52.74	-13	-39.74	-62.51	3.39	13.16	H
	3741	-56.95	-13	-43.95	-69.21	2.64	14.90	V
	5613	-51.95	-13	-38.95	-63.81	2.94	14.80	V
	7488	-52.48	-13	-39.48	-62.25	3.39	13.16	V

Remark: Spurious emissions within 30-1000MHz were found more than 20dB below limit line.

LTE Band 5 / 10MHz / 16 QAM								
Channel	Frequency (MHz)	ERP (dBm)	Limit (dBm)	Over Limit (dB)	S.G. Power (dBm)	TX Cable loss (dB)	TX Antenna Gain (dBi)	Polarization (H/V)
Middle	1664	-64.51	-13	-51.51	-71.48	1.58	10.70	H
	2496	-58.99	-13	-45.99	-67.24	2.102	12.50	H
	3330	-65.61	-13	-52.61	-74.50	2.856	13.90	H
	1664	-66.03	-13	-53.03	-73.00	1.58	10.70	V
	2496	-54.69	-13	-41.69	-62.94	2.10	12.50	V
	3330	-65.12	-13	-52.12	-74.01	2.86	13.90	V

Remark: Spurious emissions within 30-1000MHz were found more than 20dB below limit line.



LTE Band 7 / 20MHz / QPSK								
Channel	Frequency (MHz)	EIRP (dBm)	Limit (dBm)	Over Limit (dB)	S.G. Power (dBm)	TX Cable loss (dB)	TX Antenna Gain (dBi)	Polarization (H/V)
Middle	5052	-62.63	-25	-37.63	-72.84	3.03	13.24	H
	7580	-59.30	-25	-34.30	-68.75	3.56	13.01	H
	10100	-52.76	-25	-27.76	-62.28	3.92	13.44	H
	5052	-64.23	-25	-39.23	-74.44	3.03	13.24	V
	7580	-59.56	-25	-34.56	-69.01	3.56	13.01	V
	10100	-56.96	-25	-31.96	-66.48	3.92	13.44	V

Remark: Spurious emissions within 30-1000MHz were found more than 20dB below limit line.

LTE Band 66 / 20MHz / 64 QAM								
Channel	Frequency (MHz)	EIRP (dBm)	Limit (dBm)	Over Limit (dB)	S.G. Power (dBm)	TX Cable loss (dB)	TX Antenna Gain (dBi)	Polarization (H/V)
Middle	3471	-64.32	-13	-51.32	-75.06	2.604	13.34	H
	5208	-60.15	-13	-47.15	-70.66	3.011	13.52	H
	6948	-54.59	-13	-41.59	-64.79	3.271	13.47	H
	3471	-64.39	-13	-51.39	-75.13	2.604	13.34	V
	5208	-59.80	-13	-46.80	-70.31	3.011	13.52	V
	6948	-54.45	-13	-41.45	-64.65	3.271	13.47	V

Remark: Spurious emissions within 30-1000MHz were found more than 20dB below limit line.